




CLUTCH KIT CATALOGUE



**2013
2014**



TecDoc
CERTIFIED DATA SUPPLIER

Oltre che sui cataloghi cartacei dei prodotti aftermarket di Ashika, è possibile trovare i prodotti Ashika anche in TecDoc, leader europeo nella produzione di catalogazione elettronica.

Ashika è "Fornitore di dati certificato" per TecDoc. Vale a dire che tutti i dati di Ashika presenti in TecDoc godono di ottima qualità, sono stati controllati e verificati da TecDoc, e supportati dagli specialisti di Ashika. I pezzi possono essere facilmente reperiti cliccando sul relativo veicolo e sul gruppo di prodotti. Quando vengono visualizzate le parti Ashika corrette, l'utente può visionare anche informazioni aggiuntive (ad es. dimensioni, caratteristiche o immagini).

Beside the paper catalogues of the Ashika Aftermarket products, Ashika products can also be found in TecDoc, European leader of electronic cataloguing.

Ashika is a "certified Data Supplier" to TecDoc. This means that all Ashika data in TecDoc is of the highest quality, controlled and checked by TecDoc, and maintained by Japanparts' own specialists. Parts can easily be found just by clicking on the proper vehicle and product-group. When the correct Ashika part(s) is/are displayed, also additional information can be viewed (i.e. dimensions, remarks or pictures).



**Protected quality,
with new clutch kit box**

**Qualità protetta con le nuove
scatole kit frizione**



**1**

I kit arrivano in magazzino, il Controllo Qualità esegue una verifica preliminare sulla costruzione e sulle dimensioni di tutti e tre i componenti del kit.

The kit arrive in warehouse, the Quality Check Team makes a preliminary test dimensions and conformity of all three components.

**2**

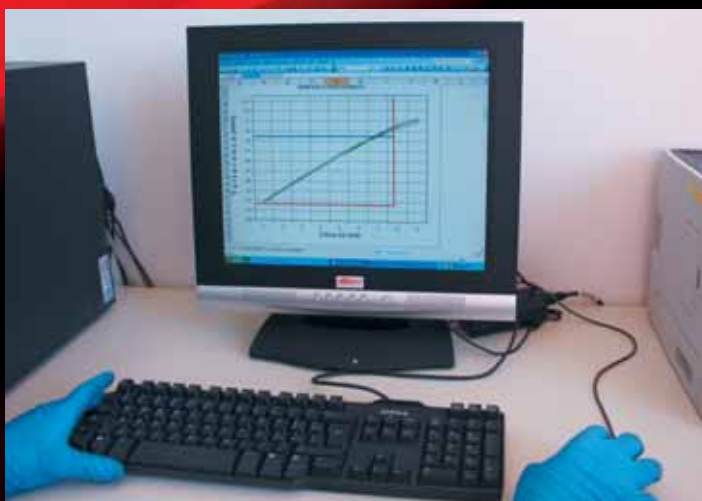
Lo spingidisco viene fissato sul banco-prova frizioni e il tecnico controllo qualità verifica il carico della “molla a tazza”.

The clutch cover is fixed on the bench-test for clutches and Quality Check Team verifies the force of clutch spring.

**3**

Il Banco prova frizioni rileva i parametri di arretramento dell’anello spingidisco su tre punti, la differenza di tolleranza massima rilevabile è 3/10 mm.

The Clutch bench-test records the moving back of clutch cover ring on the three points, the maximum tolerated difference is 3/10 of mm.

**4**

Una volta rilevati i parametri di funzionamento vengono riportati su un grafico e viene stilata una relazione di valutazione generale dei kit frizione, in caso di esito positivo gli articoli vengono avviati alla vendita.

After recording all functioning parameters, they are alla represented on graphic. We make a general valuation report of the clutch kit. In case of positive results, the articles are put in stock ready to be sold.



Gentile Cliente,

Ashika seleziona i migliori produttori di componenti frizione per garantirvi prestazioni e durata simili ai componenti originali. Prodotti da:

Dear Customer,

Ashika select the best producers of clutch components to ensure performance and durability similar to the genuine components. Produced by:



Ashika offre una gamma completa di kit frizione dalle prestazioni elevate. Spingidisco rinforzati e dischi frizione in materiali speciali specifici per una clientela che utilizza il proprio veicolo 4X4 in fuoristrada nelle condizioni più impegnative. Nel catalogo questi kit saranno caratterizzati dalla lettera "X" posta alla fine del codice.

Ashika offers a complete range of high performance clutch kit. Reinforced pressure plates and clutch discs with special materials are aimed at those who use their vehicle off-road 4X4 under the toughest conditions. In the catalogue these kits will be marked by the letter "X" at the end of the code.



Ashika lavora costantemente per migliorare la qualità dei propri kit frizione, ogni singolo arrivo merce viene controllato a campione grazie all'ausilio di un banco prova-frizioni appositamente progettato. I kit che non rispettano i parametri di qualità imposti vengono scartati e restituiti ai fornitori.

Ashika is constantly working to improve the quality of their clutch kits, each incoming goods are checked on a sample with the aid of a specially designed test bench-clutches. The kits that do not meet the quality standards imposed are rejected and returned to the suppliers.










WORLDWIDE QUALITY






NOTICE: Were you see European flag means complete range for european cars.

NOTA: Bandiera Europea significa gamma completa per auto europea.



 FILTRI - FILTERS FILTRES - FILTER FILTROS - FILTROS	
	10 Filtri olio - Oil filters Filtres à huile - Ölfilter Filtros do óleo - Filtros de aceite
	20 Filtri aria - Air filters Filtres à air - Luftfilter Filtros de ar - Filtros de aire
	21 Filtri abitacolo - Cabin filters Filtres d'habitacle - Oollenfilter Filtros de hanbitáculo - Filtros de depuración
	30 Filtri carburante - Fuel filters Filtres à carburant - Kraftstofffilter Filtros de combustível - Filtros de carburante
	 10-ECO Filtri olio eco - Eco oil filters Filtres à huile eco - Ölfilter eco Eco filtros do óleo - Eco filtros de aceite
	 30-ECO Filtri carburante eco - Eco fuel filters Filtres à carburant eco - Kraftstofffilter eco Eco filtros de combustível - Eco filtros de carburante
	74 Kit filtri per tagliando - Service filter kit Kit filtres entretien - Filter service satz Kit de filtros da revisão - Kit filtros para revisão
	10-GAS Filtro depurazione gpl - Gpl purification filter Filtre purification gpl - ReinigungsfILTER gpl Filtro gás para a filtragem do gpl Gas filtro depuración gpl
	99 Supporto filtro - Filter support Filtre d'appui - Filtre halterung Suporte do filtro - Soporte filtri

 FRENANTE - BRAKES BREMS - FREINAGE TRAVÕES - FRENOS	
	50 Pastiglie freno ant. - Brake pads front Plaquettes de frein avant - Bremsklötse vorne Pastilhas dos travões da frente - Pastillas de freno ant.
	51 Pastiglie freno post. - Brake pads rear Plaquettes de frein arrière - Bremsklötse hinten Pastilhas dos travões de trás - Pastillas de freno post.
	60 Dischi freno ant. - Brake discs front Disques de frein avant - Bremsscheiben vorne Discos dos travões da frente - Discos de freno ant.
	61 Dischi freno post. - Brake discs rear Disques de frein arrière - Bremsscheiben hinten Discos dos travões de trás - Discos de freno post.
	55 Ganasce freno - Brake shoes Machaires de frein - Bremsbacken Maxilas de travão - Zapatillas de freno
	56 Tamburi freno - Brake drums Tambours de frein - Bremstrommel Tambores dos travões - Tambores de freno
	65 Cilindretti freno dx - Rear wheel cylinder right Cylindre de roue droit - Radbremszylinder, rechts Cilindro de travão de trás direito - Cilindros de freno dx
	67 Cilindretti freno sx - Rear wheel cylinder left Cylindre de roue gauche - Radbremszylinder, links Cilindro de travão de trás esquerdo - Cilindros de freno sx

	68 Pompe freno - Brake master cylinders Maître cylindres - Hauptbremszylinder Bombas dos travões - Bombas de freno
	69 Tubi freno - Brake hoses Fléxibles de frein - Bremsschläuche Tubos dos travões - Tubos de freno
	114 Kit riparazione pompa freno Repair kit, brake master cylinder Kit de réparation, maître cylindre de frein Reparaturatz, hauptbremszylinder Kit reparação da bomba dos travões Kit reparación bomba de freno
	120-133 Kit riparazione pinza freno - Brake calipers repair kit Kit de reparation etriers de frein Reparaturatz bremsattel - Kit reparação pinça travão Kit reparación pinza de freno
	131 Cavi freno - Brake Cable Câbles de frein - Bremskabel Cabo de aço - Cable de freno

 FRIZIONI - CLUTCH KUPPLUNG - EMBRAYAGE EMBRAIAGEM - EMBRAGUE	
	92 Kit frizione - Clutch kits Kit embrayages - Kupplungssätze Kit embraiagem - Kit embrague
	98 Kit frizione completo di volano - Clutch kit with flywheel Kit embrayage avec volant - Kupplungskit mit schwungrad Kit de embraiagem com volante
	4PCS Kit embrague completo con volante de inercia
	80 Dischi frizione - Clutch discs Disques d'embrayage - Kupplungsscheiben Disco de embraiagem - Disco de embrague
	70 Spingidisco frizione - Clutch cover Mécanisme d'embrayage - Druckplatten kupplung Prato de pressão da embraiagem - Prensa de embrague
	91 Volani - Flywheels Volants - Schwungräder Volantes Bi-Massa - Volantes
	90 Cuscinetti frizione - Clutch bearings Butées d'embrayage - Kupplungs-ausrücklager Rolamento de embraiagem - Cojinetes de embrague
	54 Bullone, porta corona dentata volano Bolt, flywheel ring gear Carrier vis boulon au support du pignon pour volant d'inertie Schraube, zahnkranzträgerschwungrad Perno, soporte corona - Dentada, volante
	95 Pompe frizione - Clutch master cylinders Cylindre émetteur - Kupplungs-hauptzylinder Bombas embraiagem - Bomba embrague
	85 Cilindretti frizione - Clutch slave cylinders Cylindre récepteur - Kupplungs-nehmerzylinder Bomba secundária da embraiagem Cilindros embrague
	123 Kit riparazione pompa frizione Repair kit, clutch master cylinder Kit d'assemblage, cylindre émetteur d'embrayage Reparaturatz, kupplungsgeberzylinder Kit de reparação da bomba de embraiagem principal Kit reparación bomba de embrague

ITALY **GAMMA PRODOTTI**



124

Kit riparazione cilindretto frizione
 Repair kit, clutch slave cylinder
 Kit d'assemblage, cylindre récepteur d'embrayage
 Reparatursatz, kupplungsnehmerzylinder
 Kit de reparação da bomba de embraíagem secundária
 Kit reparación cilindro embrague



DISTRIBUZIONE - DISTRIBUTION VERTEILUNG - DISTRIBUTION DISTRIBUIÇÃO - DISTRIBUCIÓN



KCK

Kit distribuzione catena - Timing chain kit
 Kit chaines de distribution - Steuerkettensatz
 Kit da corrente de distribuição
 Kit distribución de cadena



KCT

Kit cinghia e tendicinghia - Timing belt kit
 Kit de distribution - Zahnriemensatz
 Kit de distribuição de correia - Kit correia y tensor de correia



SKC

Pompa acqua + kit cinghie - Water pump & timing belt kit
 Pompe à eau + kit de courroie de distribution
 Wasserpumpe + Zahnriemensatz
 Bomba de água + kit de correia dentada
 Bomba de agua + kit correia distribución



45

Cuscinetti tendicinghia - Timing belt tensioners
 Galet tendeur - Spannrollen
 Tensores da correia de distribuição
 Cojinetes de tensor de correia



40

Cinghie distribuzione - Timing belts
 Courroies de distribution - Zahnriemen
 Correia de distribuição - Correias de distribución



94

Cinghia servizi - Fan belts
 Courroie - Keilriemen
 Correia de ventoinha - Correa de servicios




109

Cinghia servizi Mitsuboshi - Fan belt Mitsuboshi
 Courroie Mitsuboshi - Keilriemen Mitsuboshi
 Correia de ventoinha Mitsuboshi - Correa de servicios Mitsuboshi



96

Cinghie servizi scanalate - Fan belts - Courroies
 Keilrippenriemen - Correia de ventoinha - Correa de servicios



112

Cinghia servizi scanalata Mitsuboshi - Fan belt Mitsuboshi
 Courroies Mitsuboshi - Keilrippenriemen Mitsuboshi
 Correia de ventoinha Mitsuboshi - Correa de servicios Mitsuboshi



41

Catene distribuzione - Timing chains
 Chaines de distribution - Steuerketten
 Correntes de distribuição - Cadenas de distribución



128

Tenditore cinghia Poly-V - Timing belt tensioner
 Tendeur, courroie trapézoïdale - Spannarm, Keilrippenriemen
 Tensor, correia trapezoidal - Brazo tensor, correia Poly-V



129

Galoppino/Guidacinghia, Cinghia Poly-V
 Deflection/Guide Pulley, V-ribbed belt - Poulie courroie
 trapézoïdale - Umlenk-/Führungsrolle, Keilrippenriemen
 Polea correia Poly-V - Polia correia trapezoidal



140

Rullo tenditore, Cinghia Poly-V - Poly-V belt tensioner
 Poulie-tendeur, courroie trapézoïdale à nervures
 Spannrolle, Keilrippenriemen - Rolo tensor, correia trapezoidal
 estriada - Polea tensora, correia trapezoidal con dentado interior



146

Smorzatore vibrazioni, Cinghia Poly-V
 Vibration damper V-ribbed belt
 Amortisseur de vibrations, courroie trapézoïdale à nervures
 Schwingungsdämpfer, Keilrippenriemen
 Amortecedor de vibrações, correia trapezoidal estriada
 Amortiguador vibraciones, correia trapez. Poly-V

UK **PRODUCT RANGE**



RAFFREDDAMENTO - COOLING ABKÜHLUNG - REFROIDISSEMENT ARREFECIMENTO - REFRIGERACION



35

Pompe acqua - Water pumps
 Pompes à eau - Wasserpumpen
 Bombas da água - Bombas de agua



36

Giunti viscosi - Viscous couplings
 Visco coupleur - Visco-kupplungen
 Juntas viscosas - Juntas viscosas



38

Valvole termostatiche - Thermostats
 Thermostates - Thermostate
 Termostatos - Válvulas termostáticas



22

Valvola termostatica tama - Thermostate tama
 Vanne thermostatique tama - Thermostatventil tama
 Termostatos tama - Válvula termostática tama



RDA

Radiatore - Radiator
 Radiateur - Kühler
 Radiador - Radiador



33

Tappi radiatore - Radiator caps
 Bouchons radiateurs - Kuhler verschluss kappe
 Tampões de radiador - Tapones radiador



CMP

Compressore - Compressor
 Compresseur - Kompressor
 Compresor - Compressor



CND

Condensatore - Condenser
 Condenseur - Kondensator
 Condensador - Condensador



EVP

Evaporatore - Evaporator
 Evaporateur - Verdampfer
 Evaporador - Evaporador



RSD

Riscaldatore - Heat Exchanger, interior heating
 Système de chauffage - Heizung
 Radiador de calefacción - Permutador de calor



VNT

Ventola, Raffreddamento motore - Fan, radiator
 Ventilateur - Lüfter
 Ventilador - Ventilador



GIUNTI E CUFFIE - JOINTS AND BOOTS KUPPLUNGEN UND ACHSMANSCHETTEN COUPLEUR, SOUFFLET DE CARDAN - JUNTAS DE TRANSMISSÃO E FOLLES - JUNTAS Y FUELLES



62

Giunti omocinetici lato ruota
 Costant velocity joints
 Joint homocinétique - Antriebswellen
 Juntas homocinéticas lado roda
 Juntas homocinéticas de lado de rueda



63

Kit cuffia - Boot kits
 Soufflet de cardana - Achsmanschetten
 Kit de folles - Kit de fuelles



66

Crociere - Universal joints
 Croisillons de trans - Universal gelenke
 Cruzetas de cardan - Crucetas



SOSPENSIONI - SUSPENSIONS LENKUNGS UND-AUFHÄNGUNGSTEILE SUSPENSION - SUSPENSÃO SUSPENSIÓN





















44

Kit cuscinetti ruota - Wheelbearing kits
 Kit de roulements de roues - Radlagersätze
 Jogos de rolamentos das rodas - Kit cojinetes de rueda

FR GAMME DES PRODUITS

	MA	Ammortizzatori - Shock absorbers Amortisseurs - Stossdämpfer Amortecedores - Amortiguador
	GOM	Gommini - Rubbers Silent blocs - Motorauflhängung Borrachas - Tapones de goma
	72	Trapezio - Suspension triangle Triangle de suspension - Trapez Triângulo da suspensão - Trapecio
	71-102	Braccio oscillante - Suspension arms Bras oscillants - Schwenkarme Braços da suspensão - Brazo oscilante
	59	Leve rinvio sterzo - Steering relay Leviers de renvoi de la direction - Lenkradhebel Pendural da barra de direcção Levas de reenvío de la dirección
	53	Testine sospensione - Ball joint Rotule (pour suspension et direction) Aufhängeköpfe - Rotula da suspensão Cabezales de suspensión
	105	Barre accoppiamento - Coupling bars Barres d'accouplement - Pleuelstangen Barras da direcção - Barras de acoplamiento
	111	Testa barra d'accoppiamento - Tie-rod end Rotule de barre de connexion Spurstangenkopf - Terminal da direcção Cabeza de barra de acoplamiento
	106	Stabilizzatore, chassis - Stabilizer, chassis Stabilisateur, chassis - Stabilisator, fahrwerk Estabilizador, chassi - Estabilizador, chasis
	103-76	Giunto assiale, asta trasversale - Axial rod, tie rod Rotule de direction intérieure, barre de connexion Axialgelenk, spurstange - Rótula da direcção interior Junta axial, asta transversal
	52	Leve rinvio sterzo - Steering relay Leviers de renvoi de la direction - Lenkradhebel Braço do pendural da direcção Levas de reenvío de la dirección
	26	Braccio oscillante, sospensione ruota Track control arm Bras de liaison, suspension de roue Lenker, radaufhängung - Braço de suspensão Brazo oscilante, suspensión de rueda
	27	Barra d'accoppiamento - Tie rod, steering Barre de connexion spurstange Verbindungstange - Barra de junção Barra de acoplamiento
	73	Giunto di supporto/guida Support/steering link Rotule de suspension Trag/führungsgelenk Rótula da suspensão Junta de soporte /guía
	63-OA	Cuffie ammortizzatori universali Universal bump rubber kit Soufflet de cardan Universale dämpferkappen Kits de folles universais dos amortecedores Fuelles amortiguadores universales

DE PRODUKTELINIE

	IMPIANTO ELETTRICO - ELECTRICAL PARTS ELEKTRISCHE TEILE - ÉLECTRIQUE PARTS MATERIAL ELÉCTRICO - PARTES ELECTRICAS	
	002	Alternatori - Alternators Alternateurs - Lichtmaschinen Alternadores - Alternadores
	003	Motorini avviamento - Starters Démarreurs - Anlasser Motores de arranque - Arrancador
	DENSO	Candele - Spark plugs Bougies d'allumage - Kerzen Denso velas - Denso bujías
	01	Candeleto - Glow plugs Bougies de pré-chauffage - Gluhkerzen Velas de incandescência - Bujias
	HKT	Candeleto hkt - Hkt glow plugs Bougies de préchauffage hkt - Gluhkerzen hkt Velas de incandescência hkt - Candelillas hkt
	DENSO	Candeleto denso - Denso glow plugs Bougies de préchauffage denso - Gluhkerzen denso Velas de incandescência denso - Candelillas denso
	43	Sonde lambda - Oxygen sensors Sonde lambda - Lambda sonde Sondas lambda - Sensor oxigen
	DENSO	Sonde lambda denso - Oxygen sensors denso Sonde lambda denso - Lambda sonde denso Sondas lambda denso - Sondas lambda
	SA-X	Spazzole tergicristallo Wiper blades - Balais essuie glaces Wischerblätter - Escovas limpa vidros Escobillas
	SA-F	Spazzole tergicristallo universali - Universal wiper blades Balais essuie glaces universelles - Universale wischerblätter Escovas limpa vidros universais - Escobillas limpiaparabrisas universales
	SA-R	Spazzole tergicristallo universali posteriori - Universal Rear wiper Blades Balais d'essuie-glaces arrières universelles - Hintere universal Scheibenwischer Escovas limpa vidros traseiras universales Escobillas limpiaparabrisas traseras universales
	SA-RE70C - SA-RE70B SA-RE70VL - SA-RE75BH	Refill universali per spazzole normali/flat Universal refill for normal wiper blades/flat wiper blades Refill universel pour balais essuie glace norm. et balais "flat" Universal refill fuer normale/wischerblaetter Und fuer flat wischerblaetter Recargas universais para escovas flat normais Recambios universales para escobillas normales
	HY	Spazzola ibrida - Hybrid wiper blade - Hybrid balai d'essuie-glace Hybrid wischblatt - Und fuer flat wischerblaetter Escova hibrida de limpa-vidros - Escobilla hibrida
	HY-U	Spazzola ibrida universale - Universal Hybrid wiper blade Balais d'essuie-glaces hybrid universelles - Hybrid universal Scheibenwischer Escovas limpa vidros Ibridadas universales - Escobillas limpiaparabrisas Ibridadas universales
	64	Bulbi elettroventola - Temp. sensors Capteur de température - Ventilkugeln Sensores de temperatura - Sensor temperatura
	05	Pompe benzina - Fuel pump Pompe a carburant - Benzinpumpen Bombas gasolina - Bombas de gasolina
	77	Regolatori - Regulators Regulateur de tension - Spannungsregler Reguladores - Reguladores

GAMA DE PRODUTOS

GAMMA PRODUCTO

	97	Spazzole accensione - Rotor arms Rotors d'allumeurs - Verteilfinger Rotores - Rotor del distribuidor
	XX-C	Kit cavi accensione - Electric-cable ignition kit Kit câbles d'allumage - Zündkabel set Jogo de fios de vela - Kit cables de encendido
	78	Bobina di accensione - Coil, ignition Bobine d'allumage - Zündspule Bobina de ignição - Bobina de encendido
	13	Condensatore - Condenser, ignition Condenseur, système d'allumage Kondensator, zündanlage Condensador - Condensador
	06	Kit contatti accensione - Contact breaker Distributor jeu de contacts d'allumage Kontaktsatz, zündverteiler Jogo de platinados - kit contactos de encendido
	09 08 07	Gruppo universale koito - Insert, headlight koito Bloc-optique de phare koito Scheinwerfereinsatz, hauptscheinwerfer koito Óptica koito - Grupo universal koito
	00	Interruttore stop - Interrupteur des feux de freins Brake light switch - Bremslichtschalter Interruptor stop - Interruptor de luces de freno
	12	Interruttore temperatura, ventola radiatore Temperature switch, radiator fan Interrupteur de température, ventilateur de radiateur Temperaturschalter, kühlerlüfter Interruptor temperatura, ventoinha radiador Interruptor temperatura, ventilador radiador
	11	Pressostato olio - Oil pressure switch Switch de pression d'huile - Öldruckschalter Interruptor da pressão do óleo - Interruptor presión de aceite
	06	Spinterogeno - Distributor Distributeur - Verteiler Distribuidor - Distribuidor
	02	Sensore massa aria - Mass sensor Capteur de masse - Sensorenmesser Sensor massa ar - Sensor masa de aire
	75	Corpo farfallato elettrico - Throttle housing Boîtier de papillon - Drosselklappenstutzen Corpo de mariposa eléctrico Cuerpo de mariposa eléctrico
	130	Puleggia alternatore - Freewheel Clutch, alternator Poulie roue libre, alternateur - Generatorfreilauf Rueda libre alternador - Roda livre do alternador
	121	Calotte spinterogeno - Distributor caps Tête d'allumeur - Verteilekappen Tampas do distribuidor - Tapa distribuidor

	MOTORE - ENGINE MOTOR - MOTEUR MOTOR - MOTOR	
	16	Alberi a camme - Camshafts - Arbres a cames Nockenwellen - Árvores de cames - Árboles de levas
	18	Alberi motore - Crankshafts - Vilebrequins Kurbelwellen - Cambotas - Árboles de moto
	122	Puleggia albero motore - Crank shaft pulleys Poulie de vilebrequin - Motor-welle rolle Polia da cambota - Polea del eje motor

	47	Guarnizioni coperchio valvole - Valves cover gaskets Joint de couvre culbuteur - Dichtungen des klappendeckels Juntas da cabeça - Tapa de culata de cilindro
	46	Guarnizioni testata - Head gaskets Joints de culasses - Zylindercöpfe dichtung Jogo de juntas da cabeça - Juntas de culata
	48	Kit guarnizioni testata - Head gaskets set Kit joints de culasses - Zylinderkopfdichtungssätze Kit guarnições cabeça - Kit juntas de culata
	39	Kit pistoni - Pistons kit - Kit pistons Kolben rep. Sätze - Jogo de pistões - Kit pistones
	49	Kit guarnizioni motore - Full set gasket Kit pochette joint moteur - Motor dichtungssätze Jogo de juntas completo - Kit juntas de motor
	15	Valvole - Engine valves - Soupapes Ventile - Válvulas - Válvulas
	23	Testate - Cylinder heads - Culasses Zylinderköpfe - Cabeças - Culata del cilindro
	88	Bielle - Connecting roads - Bielle Pleuel - Bielas - Bielas
	34	Boccola biella - Piston pin bushings - Bagues tête de bielle Kolben-pleuel-buchse - Casquilhos de biela - Casq. de biela
	86	Fascia elastica - Piston ring Segment de piston - Kolbenring Segmento - Aros del pistón
	82	Bronzina banco - Main bearings Cousinets de palier - Hauptlager Bronzes de apoio - Cojinete de bancada
	19	Bronzina di biella - Big end bearings Cousinet de bielle - Pleuellager Bronzes de biela - Cojinete de biela
	17	Kit canne cilindro motore - Cylinder liner kits Kit chemises - Laufbuchsensätze Jogos de camisas - Kit barras de cilindro de motor
	89 83	Bilancieri valvole - Balances valves Valves d'équilibres - Balancen ventile - Balancoen ventile Martelos - Balancines de las válvulas
	79	Bronzina albero a camme - Camshaft bearings Cousinets arbre à cames - Nockenwellenläger Bronzes da árvore de cames - Cojinete de árbol de levas
	115	Rasamenti - Thrust washers Cales latérale - Anlaufscheibe Anilhas de folga da cambota - Enrases
		Bulloni testata - Cylinder head bolt Boulon de culasse de cylindre - Zylinderkopfschraube Pernos da cabeça - Pernos de cabezal
		Valvola ricircolo gas di scarico Exhaust gas recirculation valve Vanne egr ventil - Abgasrückführventil Valvula de reciclo do gás de escape Válvula de recirculación de gas de descarga
		Pompa olio - Oil pump Pompe à huile - Ölpumpe Bomba óleo - Bomba de aceite
		Iniettore - Injector - Injecteur Injektoren - Injector - Inyector
		Motore completo - Complete engine Moteur complet - Motor komplett Motor completo - Motor completo
		Turbina - Turbocharger - Turbocompresseur Turbolader - Turbo - Turbina



PRODUCTS RANGE - PRODUKTE IM SORTIMENT GAMME DE PRODUITS - GAMA DE PRODUCTOS PRODOTTI IN GAMMA	Pag.
NEW CODES - NEUE CODES NOUVEAUX CODES - NUEVOS CODIGOS NUOVI CODICI	
ASIA MOTORS	1
BEDFORD	2
CHEVROLET	3
CHRYSLER	6
CITROEN	7
DAEWOO	8
DAIHATSU	13
DODGE	20
DR	21
FIAT	22
GASOLONE	23
GONOW	24
GREAT WALL	25
HONDA	26
HYUNDAI	41
INNOCENTI	58
ISUZU	59
JEEP	63
KIA	64
LADA	75
LAND ROVER	76
LEXUS	77
LOTUS	78
MAHINDRA	79
MARUTI	80
MAZDA	81
MITSUBISHI	101
NISSAN	122
NISSAN COMMERCIAL	151
OPEL	152
PEUGEOT	154
PIAGGIO	155
PROTON	156
RENAULT	157
ROVER	158
SHUANGHUAN AUTO	159
SMART	160
SSANGYONG	161
SUBARU	163
SUZUKI	171
TATA (TELCO)	180
TOYOTA	181
TRIUMPH	215
VOLKSWAGEN	216

	Pag.
PICTURES CLUTCH KIT ABBILDUNGEN KUPPLUNG INSTALLATIONSSATZ FIGURAS KIT DEL EMBRAGUE ILLUSTRATIONS KIT D'EMBRAYAGE IMMAGINI KIT FRIZIONE	217
PICTURES SUPER KIT WITH FLYWHEEL ABBILD. SUPER INSTALLATIONSSATZ SCHWUNGRAD FIGURAS KIT ESTUPENDO RUEDA VOLANTE ILLUSTRATIONS KIT SUPERBE VOLANT MOTEUR IMMAGINI SUPER KIT CON VOLANO	382
PICTURES CLUTCH SLAVE CYLINDERS ABBILDUNGEN KUPPLUNGSNEHMERZYLINDER FIGURAS BOMBINES DE EMBRAGUE ILLUSTRATIONS CYLINDRE D'EMBRAYAGE IMMAGINI CILINDRETTO FRIZIONE	393
PICTURES CLUTCH MASTER CYLINDERS ABBILDUNGEN KUPPLUNGSHAUPTZYLINDER FIGURAS BOMBAS DE EMBRAGUE ILLUSTRATIONS POMPE D'EMBRAYAGE IMMAGINI POMPA FRIZIONE	414
PICTURES FLYWHEEL ABBILDUNGEN SCHWUNGRAD FIGURAS RUEDA VOLANTE ILLUSTRATIONS VOLANT MOTEUR IMMAGINI VOLANO	442
CROSS REFERENCE LIST VERGLEICHSLISTE LISTA DE REFERENCIAS CRUZADES LISTE DE COMPARAISON LISTA DI COMPARAZIONE	449

Other interesting news: Altre novità interessanti:



Brake caliper repair kit
Kit riparazione pinze freno

Cod: 133 - 120



Cables and ignition coils
Cavi e bobine accensione

Cod: 78 - 132





NEW ITEMS

NEW CODES
NEUE CODES
NOUVEAUX CODES
NUEVOS CODIGOS
NUOVI CODICI

ASHIKA CODE	OEM	APPLICATIONS / APPLICAZIONI
CLUTCH KIT - KIT FRIZIONE		
92-00-009		JEEP CHEROKEE (KJ) 2.5 CRD
92-00-013		JEEP WRANGLER II (TJ) 2.4
92-00-020		DR DR5 1.6
92-01-1003		NISSAN QASHQAI 1.6
92-01-1007		NISSAN QASHQAI 2.0
92-01-1025		NISSAN QASHQAI 2.0 4 ruote motrici
92-01-1031		NISSAN PRIMERA (P12) 2.0
92-01-1034	30001-9X426	NISSAN CABSTAR E 110.35 3.0 D
92-01-1035	30001-9X427	NISSAN CABSTAR E 120.35 3.0 D
92-01-1036	300012X928	NISSAN TERRANO II (R20) 3.0 Di 4WD
92-01-1038		NISSAN NAVARA 2.5 dCi
92-01-1039		NISSAN PICK UP/KING CAB/NAVARA (D22) 2.5 Di
92-01-1040		NISSAN NOTE 1.6
92-01-1041		NISSAN NOTE 1.5 dCi
92-01-1043		NISSAN X-TRAIL (T31) 2.5
92-01-1044		NISSAN QASHQAI 2.0 dCi
92-01-1045		NISSAN X-TRAIL (T30) 2.2 dCi
92-01-1047		NISSAN KUBISTAR 1.5 dCi
92-01-1048		NISSAN KUBISTAR 1.2
92-01-1049		NISSAN INTERSTAR dCi 80
92-01-1051	3000100QAP	NISSAN KUBISTAR 1.6 16V
92-01-1052		NISSAN MICRA (K13) 1.2
92-01-1054	30300-CR10B	NISSAN MICRA (K12) 1.0 16V
92-01-183		NISSAN QASHQAI 1.5 dCi
92-02-2014M		TOYOTA AVENSIS VERSO 2.0 D-4D
92-02-2070		TOYOTA COROLLA (_E12U_) 1.4 D
92-02-2092		TOYOTA RAV 4 III 2.2 D-CAT
92-02-2094		TOYOTA RAV 4 III 2.0 VVT-i
92-02-2097		TOYOTA AURIS 1.4 VVTi
92-02-2098		TOYOTA AURIS 1.4 D-4D
92-02-2101		TOYOTA YARIS 1.3 VVT-i
92-02-2102		TOYOTA HILUX 2.5 D
92-02-2104		TOYOTA URBAN CRUISER 1.4 D-4D
92-02-2105		TOYOTA URBAN CRUISER 1.3 VVT-i
92-02-2107		TOYOTA AVENSIS 2.0 D
92-02-2108		TOYOTA YARIS 1.0 VVT-i
92-02-2109		TOYOTA LITEACE (_R2__V) 1.5 (KR27_V)
92-02-2110		TOYOTA iQ 1.33
92-02-2112		TOYOTA HILUX (_N_) 2.5 D-4D 4WD
92-02-2113		TOYOTA COROLLA (_E11_) 1.9 D (WZE110_)
92-02-2114		TOYOTA AURIS 1.6



ASHIKA CODE	OEM	APPLICATIONS / APPLICAZIONI
CLUTCH KIT - KIT FRIZIONE		
92-02-2115		TOYOTA HILUX (_N_) 2.4 D AWD
92-02-2116		TOYOTA HIACE IV (_H1_, _H2_) 2.5 D-4D 4WD
92-02-2117		TOYOTA YARIS 1.4 D-4D
92-02-2118		TOYOTA LAND CRUISER (J12) 3.0 D-4D (KDJ120)
92-03-347		MAZDA BT-50 2.5 CD 4WD
92-03-350		MAZDA 3 2.3 MPS
92-03-352		MAZDA 6 2.0
92-03-367	YF01-16-460E	MAZDA TRIBUTE (EP) 2.0
92-03-368		MAZDA 6 2.2 CD
92-03-370	Z6Y1-16-50X	MAZDA 3 1.6 MZR
92-03-371	L3Y1-16-50X	MAZDA 5 2.0 CD
92-03-372		MAZDA 2 1.4 MZR-CD
92-03-373		MAZDA 3 1.6 DI Turbo
92-03-376		ASIA MOTORS HI-TOPIC (AM 725) 2.7 D
92-03-377		MAZDA MX-5 III (NC) 1.8
92-03-379		MAZDA 121 III (JASM, JBSM) 1.3
92-03-380		MAZDA MPV II (LW) 2.3
92-03-381		MAZDA 121 III (JASM, JBSM) 1.8 D
92-03-382		MAZDA PREMACY (CP) 2.0 TD
92-04-419		HONDA ACCORD IX 2.2 i-DTEC
92-04-421		HONDA ACCORD IX 2.0
92-04-433		HONDA JAZZ 1.2
92-04-442		HONDA ACCORD IX 2.4
92-04-459	22105-P5T-305	HONDA ACCORD VI (CE, CF) 2.0 TDi (CF1)
92-04-462		HONDA CR-V II 2.2 i-CTDi
92-04-463		HONDA CIVIC VII 1.8
92-04-465		HONDA CIVIC VI (EU_, EP_) 1.7 CTDi
92-05-5001		MITSUBISHI SPACE WAGON (N5_W) 2.4 GDI
92-05-5002		MITSUBISHI CARISMA (DA_) 1.9 DI-D
92-05-5003		HYUNDAI GALLOPER II (JK-01) 3.0 V6
92-05-5004		MITSUBISHI LANCER SPORTBACK 1.8
92-05-5005		MITSUBISHI LANCER SPORTBACK 1.5
92-05-5006		MITSUBISHI ASX 1.6
92-05-569		MITSUBISHI GRANDIS 2.0 DI-D
92-05-570		SMART FORFOUR 1.5 CDI (454.001)
92-05-575	2300A034	SMART FORFOUR 1.5 (454.032)
92-05-576		MITSUBISHI OUTLANDER 2.0 DI-D
92-05-594		MITSUBISHI OUTLANDER 2.0 Turbo 4WD
92-06-612		DAIHATSU CHARADE III (G100, G101, G102) 1.3 i (G102)
92-06-619		DAIHATSU TERIOS (J1) 1.5 4WD
92-06-621		DAIHATSU MATERIA 1.5



NEW ITEMS

NEW CODES
NEUE CODES
NOUVEAUX CODES
NUEVOS CODIGOS
NUOVI CODICI

ASHIKA CODE	OEM	APPLICATIONS / APPLICAZIONI
CLUTCH KIT - KIT FRIZIONE		
92-06-623		DAIHATSU CUORE 1.0
92-06-641		DAIHATSU HIJET II (S85) 1.0
92-07-721		SUBARU OUTBACK 2.5
92-07-722		SUBARU OUTBACK 2.0 D
92-07-723		SUBARU IMPREZA (GD, GG) 2.0 WRX STi
92-08-824		SUZUKI GRAND VITARA 1.9 DDiS
92-08-834		SUZUKI SWIFT III (SG) 1.3 DDiS
92-08-835		SUZUKI SX4 1.6 VVT 4x4
92-08-836		SUZUKI SX4 1.9 DDiS 4x4
92-08-837		SUZUKI IGNIS II 1.3 DDiS
92-08-838		SUZUKI GRAND VITARA 1.6 4 ruote motrici
92-08-839		SUZUKI JIMNY (FJ) 1.5 DDiS 4WD
92-08-843		SUZUKI SPLASH 1.0
92-08-844		SUZUKI ALTO IV (FF) 1.1
92-08-845		SUZUKI VITARA (ET, TA) 2.5 V6 24V (FT)
92-09-911		ISUZU NPR 77 3.0 D
92-09-916		JEEP COMPASS 2.0 CRD 4x4
92-09-923		ISUZU NPR 65 4.0 D 4BD2TC
92-09-924		ISUZU D-MAX 3.0 D 4x4
92-09-925		JEEP CHEROKEE (KJ) 2.4
92-09-927		ISUZU D-MAX 2.5 D 4x4
92-0H-H53		HYUNDAI i10 1.2
92-0H-H54		HYUNDAI STAREX (H1) 2.4
92-0H-H55		HYUNDAI ix35 2.0
92-0H-H59		HYUNDAI i40 1.6 GDi
92-0K-K41		KIA SOUL 1.6 CRDi
92-0W-W28		CHEVROLET CRUZE (J3000) 1.6
92-0W-W29		CHEVROLET CRUZE 2.0 CDI
92-0W-W31		CHEVROLET KALOS 1.4
SUPER KIT WITH FLYWHEEL - SUPER KIT CON VOLANO		
98-01-102		NISSAN X-TRAIL (T30) 2.2 Di 4x4
98-01-103		NISSAN NAVARA 2.5 dCi 4WD
98-01-104		NISSAN X-TRAIL (T30) 2.2 dCi 4x4
98-01-105		NISSAN PATROL GR II (Y61) 3.0 DTi
98-01-106		NISSAN QASHQAI 1.5 dCi
98-01-107		NISSAN QASHQAI 2.0 dCi
98-01-108M		NISSAN NAVARA 2.5 dCi
98-02-201		TOYOTA AVENSIS (T25) 2.0 D-4D
98-02-202		TOYOTA RAV 4 III 2.2 D-4D
98-02-206		TOYOTA COROLLA Verso (_E12J_) 1.8 VVT-i
98-03-301		MAZDA BT-50 2.5 CD 4WD



ASHIKA CODE	OEM	APPLICATIONS / APPLICAZIONI
SUPER KIT WITH FLYWHEEL - SUPER KIT CON VOLANO		
98-03-302		MAZDA 6 (GY) 2.0 DI
98-04-400		HONDA CR-V II 2.2 CTDi
98-05-501		MITSUBISHI L 200 (K__T) 2.5 DiD [RWD]
98-05-502		MITSUBISHI L 200 (K__T) 2.5 TD 4x4 (K74T)
98-05-503		MITSUBISHI PAJERO II (V2_W, V4_W) 2.5 TD (V24C, V24W)
98-05-504		MITSUBISHI OUTLANDER 2.0 Turbo 4WD
98-05-505		MITSUBISHI PAJERO II (V2_W, V4_W) 2.8 TD (V46W)
98-07-700		SUBARU IMPREZA (GF) 2.0 i Turbo 4WD
98-07-701		SUBARU FORESTER (SF) 2.0 S Turbo
98-07-702		SUBARU OUTBACK 2.5
98-08-800		SUZUKI SWIFT III (SG) 1.3 DDiS
98-08-801		SUZUKI SX4 1.9 DDiS
98-08-802		SUZUKI IGNIS II 1.3 DDiS
98-0C-C00		CHEVROLET CAPTIVA 2.0 D 4WD
98-0H-H07		HYUNDAI SANTA FE' (SM) 2.2 CRDi
98-0H-H08		HYUNDAI TUCSON (JM) 2.0 CRDi
98-0K-K02		KIA SORENTO (JC) 2.5 CRDi
98-0K-K03		HYUNDAI ATOS (MX) 1.0 i
98-0K-K04		KIA CEE'D 1.6
98-0K-K05		KIA RIO 1.3
98-0K-K06		KIA CARNIVAL II 2.9 CRDi
98-0W-W00		CHEVROLET AVEO 1.2
98-0W-W01		CHEVROLET KALOS 1.4
CLUTCH SLAVE CYLINDERS - CILINDRETTO FRIZIONE		
85-01-106	30610-JG40A	NISSAN X-TRAIL (T31) 2.0 dCi
85-01-150	30570-00QAA	NISSAN INTERSTAR dCi 100
85-02-204	31470-42030	TOYOTA AVENSIS (_T22_) 2.0 VVT-i
85-02-207	31470-12180	TOYOTA AURIS 1.4 D-4D
85-02-208	31470-12160	TOYOTA AURIS 1.4 VVTi
85-02-211	31470-12190	TOYOTA AURIS 2.0 D-4D
85-03-320	1E00-16-540A	MAZDA 121 III (JASM, JBSM) 1.25
85-07-704	30620-AA140	SUBARU FORESTER (SG) 2.5
85-09-900	8-97941-515-0	ISUZU D-MAX 2.5 DiTD 4x4
85-0H-H10	41710-23310	HYUNDAI GETZ (TB) 1.5 CRDi
85-0H-H11	41710-3A230	HYUNDAI SANTA FÉ 2.2 CRDi GLS 4x4
85-0M-M01	MR980799	SMART FORFOUR 1.1 (454.030)
CLUTCH MASTER CYLINDERS - POMPA FRIZIONE		
95-00-001	52107652AC	JEEP WRANGLER II (TJ) 4.0
95-00-002	4668632AD	CHRYSLER PT CRUISER 2.0
95-01-111	30610-EA000	NISSAN NAVARA 2.5 dCi
95-02-202	31420-42030	TOYOTA RAV 4 II (XA2) 2.0 D-4D 4WD



NEW ITEMS

NEW CODES
NEUE CODES
NOUVEAUX CODES
NUEVOS CODIGOS
NUOVI CODICI

ASHIKA CODE	OEM	APPLICATIONS / APPLICAZIONI
CLUTCH MASTER CYLINDERS - POMPA FRIZIONE		
95-02-207	31420-0K030	TOYOTA HILUX 2.5 D
95-03-334	1 148 503	MAZDA 2 1.4
95-03-335	1E0341990D	MAZDA 121 III (JASM, JBSM) 1.8 D
95-04-417	46920-S84-A01	HONDA ACCORD VII (CG) 2.0 i
95-04-418	46920-SAA-J01	HONDA JAZZ (GD) 1.2
95-04-419	46920-SD4-043	HONDA LEGEND I (KA3) 2.7 i 24V
95-05-510	MR374858	MINI COOPER S (R50) 1.8
95-05-512	MR112220	MINI COOPER (R52) 1.8
95-05-513	MN101605	MINI COOPER (R53) 1.8
95-09-900	8-97943-407-0	ISUZU D-MAX 2.5 DiTD 4x4
95-0W-W09	96494422	CHEVROLET KALOS 1.4 16V
FLYWHEEL - VOLANO		
91-01-103	12310-AW400	NISSAN X-TRAIL (T30) 2.2 dCi
91-01-104	12310-VC102	NISSAN PATROL GR II (Y61) 3.0 DTi
91-01-105	12310-00Q0J	NISSAN QASHQAI 1.5 dCi
91-01-106	12310-00Q1E	NISSAN QASHQAI 2.0 dCi
91-02-205	13405-22020	TOYOTA COROLLA Verso (_E12J_) 1.8 VVT-i
91-03-301	WE01-16-610D	MAZDA BT-50 2.5 CD 4WD
91-03-302	RF3016610C	MAZDA 5 2.0 CD
91-05-501	1120A130	MINI COOPER (R50) 1.8
91-05-502	MD374117	MINI COOPER (R52) 1.8
91-05-503	MD137726	MINI COOPER (R53) 1.8
91-05-504	MD373136	MINI COOPER (R54) 1.8
91-05-505	ME200232	MINI COOPER (R55) 1.8
91-07-700	12310-AA113	NISSAN IMPREZA (GC) 2.0 i 4WD
91-07-701	12342-AA071	NISSAN FORESTER (SF) 2.0 S Turbo
91-07-702	12345-AA000	NISSAN OUTBACK 2.5
91-0C-C00	96440244	CHEVROLET CAPTIVA 2.0 D 4WD
91-0H-H07	23200-27803	HYUNDAI SANTA FÉ 2.2 CRDi
91-0H-H08	23200-27260	HYUNDAI TUCSON (JM) 2.0 CRDi
91-0K-K02	23200-4A103	KIA SORENTO (JC) 2.5 CRDi
91-0K-K03	23200-02800	HYUNDAI ATOS (MX) 1.0 i
91-0K-K04	23200-2B000	HYUNDAI i20 1.4
91-0K-K05	0K30C-11500A	KIA RIO 1.3
91-0K-K06	23200-4X520	KIA CARNIVAL II 2.9 CRDi
91-0W-W00	96518411	CHEVROLET AVEO 1.2
91-0W-W01	96083648	CHEVROLET AVEO 1.4

NEW ITEMS X-TREME OUTBACK

ASHIKA CODE	OEM	APPLICATIONS / APPLICAZIONI
XTREME OUTBACK CLUTCH KIT - KIT FRIZIONE		
92-01-100X		NISSAN PICK UP/KING CAB (D21) 2.5 D 4WD
92-01-1014X		NISSAN TERRANO II (R20) 2.7 TDi 4WD
92-01-101X		NISSAN PICK UP/KING CAB (D21) 2.5 D 4WD
92-01-134X		NISSAN PATROL GR I (Y60) 4.2 Cat.
92-01-148X		NISSAN URVAN (E24) 2.3 D
92-01-159X		NISSAN PICK UP/KING CAB/NAVARA (D22) 2.5 D
92-01-160X		NISSAN PICK UP/KING CAB/NAVARA (D22) 2.5 D
92-01-162X		NISSAN PATROL (K260) 2.8 TD
92-01-180X		NISSAN TERRANO II (R20) 2.7 TD 4WD
92-02-2032X		TOYOTA LAND CRUISER (_J7_) 3.0 TD (KZJ70_, KZJ73_, KZJ77_)
92-02-2054X		TOYOTA HILUX (_N_) 2.4 D 4WD
92-02-2059X		TOYOTA LAND CRUISER 90 (_J9_) 3.0 D-4D
92-02-2103X		TOYOTA HILUX 3.0 D 4x4
92-02-2112X		TOYOTA HILUX (_N_) 2.5 D-4D 4WD
92-02-2118X		TOYOTA LAND CRUISER (J12) 3.0 D-4D (KDJ120)
92-02-251X		TOYOTA LAND CRUISER (_J4_) 3.9 (FJ45_P)
92-02-282X		TOYOTA LAND CRUISER 80 (_J8_) 4.2 D (HZJ80_)
92-02-283X		TOYOTA LAND CRUISER 80 (_J8_) 4.2 TD (HDJ80)
92-03-347X		MAZDA BT-50 2.5 CD 4WD
92-05-510X		MITSUBISHI PAJERO I (L04_G, L14_G) 2.0 4WD
92-05-543X		MITSUBISHI PAJERO II (V2_W, V4_W) 2.8 TD (V46W)
92-05-554X		MITSUBISHI PAJERO III (V60) 3.2 DI-D (V68W, V78W)
92-05-599X		MITSUBISHI L 200 (K__T) 2.5 D (K64T)
92-06-608X		DAIHATSU ROCKY (F7, F8) 2.8 TD
92-06-613X		DAIHATSU FEROZA (F300) 1.6 i 16V
92-06-636X		DAIHATSU FEROZA (F300) 1.6 i 16V
92-08-805X		SUZUKI SAMURAI (SJ) 1.3 (SJ 413)
92-08-823X		SUZUKI VITARA (ET, TA) 2.0 TD Intercooler (ET)
92-08-830X		SUZUKI GRAND VITARA (FT, GT) 2.0
92-08-831X		SUZUKI JIMNY (FJ) 1.3 16V 4WD
92-08-832X		SUZUKI GRAND VITARA (FT, GT) 1.6
XTREME OUTBACK SUPER KIT WITH FLYWHEEL - SUPER KIT CON VOLANO		
98-01-103MX		NISSAN PATHFINDER 2.5 dCi 4WD
98-01-105MX		NISSAN PATROL GR II (Y61) 3.0 DTi
98-05-500MX		MITSUBISHI PAJERO IV (V80) 3.2 DI-D (V88W, V98W)
98-05-505MX		MITSUBISHI PAJERO II (V2_W, V4_W) 2.8 TD (V46W)



ASIA MOTORS

		CC	KW HP			92 Clutch Kit/ Kit frizione 91 Flywheel/ Volano 98 Clutch Kit + Flywheel	95 Master Cylinder/ Cilindro maestro 85 Slave Cylinder/ Cilindro secondario
--	--	-----------	------------------	--	--	---	--

HI-TOPIC (AM 725)

2.7 D	SS	2701	55 75	06.93 →	92-03-376 (3 pcs)	A:260 D:29 E:10	95-03-390 →12.97
-------	----	------	----------	---------	-----------------------------	-----------------------	-------------------------

ROCSTA

1.8 i 4x4	F804	1789	57 77	06.93 →	92-A0-002 (3 pcs)	A:225 D:24 E:22	
2.2 D		2184	45 61	07.93 → 12.98	92-A0-002 (3 pcs)	A:225 D:24 E:22	
2.2 D 4x4	R2	2184	45 61	06.93 →	92-A0-002 (3 pcs)	A:225 D:24 E:22	



92 Clutch Kit



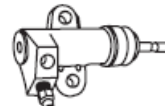
91 Flywheel



98 Clutch Kit + Flywheel



95 Master Cylinder



85 Slave Cylinder

NEW CODES - NEUE CODES - NOUVEAUX CODES - NUEVOS CODIGOS - NUOVI CODICI

BEDFORD



		CC	KW HP			92 Clutch Kit/ Kit frizione 91 Flywheel/ Volano 98 Clutch Kit + Flywheel	95 Master Cylinder/ Cilindro maestro 85 Slave Cylinder/ Cilindro secondario
--	--	-----------	------------------	--	--	---	--

MIDI

1.8	4ZB1	1817	63 86	09.84 → 05.88	92-09-902 (3 pcs)	A:215 D:25 E:24	
2.0	20PET	1994	62 84	06.88 → 08.92	92-09-904 (3 pcs)	A:215 D:25 E:24	
2.0 4WD	20PET	1994	62 84	06.88 → 08.92	92-09-906 (3 pcs) 92-09-907 (3 pcs)	A:215 D:25 E:24 A:215 D:25 E:24	
2.0 D		1994	42 57	08.84 → 05.88	92-09-904 (3 pcs) 92-09-900 (3 pcs)	A:215 D:25 E:24 A:200 D:25,4 E:24	
2.0 D 4WD		2000		06.88 →	92-09-915 (3 pcs) 92-09-907 (3 pcs)	A:215 D:25 E:24 A:215 D:25 E:24	
2.0 TD 4WD		2000		06.88 →	92-09-906 (3 pcs) 92-09-907 (3 pcs)	A:215 D:25 E:24 A:215 D:25 E:24	
2.2 D	22DIE	2189	45 61	06.88 → 08.92	92-09-902 (3 pcs)	A:215 D:25 E:24	
2.2 D 4WD	22DIE	2189	45 61	06.88 → 08.92	92-09-902 (3 pcs)	A:215 D:25 E:24	

RASCAL

1.0	FA10A	970	34 46	07.86 → 06.90	92-08-813 (3 pcs)	A:180 D:20 E:18	
-----	-------	-----	----------	---------------	-----------------------------	-----------------------	--

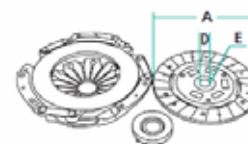
A = Disc diameter
D = Disc centring diameter
E = N. of disc teeth

A = Scheibendurchmesser
D = Zentrierdurchmesser Scheibe
E = Zahnzahl Scheibe

A = Diámetro disco
D = Diámetro centrage disco
E = Nº dientes disco

A = Diamètre du disque
D = Diamètre centrage du disque
E = Nbre de dents du disque

A = Diametro disco
D = Diametro centraggio disco
E = Nº denti disco





CHEVROLET

		CC	KW HP			92 Clutch Kit/ Kit frizione 91 Flywheel/ Volano 98 Clutch Kit + Flywheel	95 Master Cylinder/ Cilindro maestro 85 Slave Cylinder/ Cilindro secondario
--	--	-----------	------------------	--	--	---	--

AVEO

1.2	F12S3	1150	53 72	03.06 →	92-0W-W07 (3 pcs)	A:185 D:19,5 E:18		85-W0-005
1.2	B12D1	1206	62 84	04.08 →	92-0W-W07 (3 pcs) 98-0W-W00 91-0W-W00	A:185 D:19,5 E:18	Single-mass flywheel Volano monomassa	
1.4	F14D4	1399	74 101	01.08 →	92-W0-022 (3 pcs) 91-0W-W01	A:215 D:20,4 E:24	Single-mass flywheel Volano monomassa	85-W0-005
1.4	F14D3	1399	69 94	03.06 →	92-W0-022 (3 pcs)	A:215 D:20,4 E:24		85-W0-005

CAPTIVA

2.0 D	Z 20 S	1991	110 150	09.07 →	92-0W-W25 (3 pcs) 98-0C-C00 91-0C-C00	A:240 D:26 E:23	With Bearing Hydraulic Con Cuscinetto Idraulico Dual-mass flywheel Volano bimassa	95-0W-W06
2.0 D 4WD	Z 20 S	1991	110 150	10.06 →	92-0W-W25 (3 pcs) 98-0C-C00 91-0C-C00	A:240 D:26 E:23	With Bearing Hydraulic Con Cuscinetto Idraulico Dual-mass flywheel Volano bimassa	95-0W-W06
2.4	Z 24 SED	2405	100 136	06.06 →	92-0W-W26 (3 pcs)	A:235 D:26 E:23	With Bearing Hydraulic Con Cuscinetto Idraulico	95-0W-W06
2.4 4WD	Z 24 SED	2405	100 136	06.06 →	92-0W-W26 (3 pcs)	A:235 D:26 E:23	With Bearing Hydraulic Con Cuscinetto Idraulico	95-0W-W06

CRUZE

2.0 CDI		1991	90 123	05.09 →	92-0W-W29 (3 pcs)	A:240 D:26 E:23	With Bearing Hydraulic Con Cuscinetto Idraulico	
---------	--	------	-----------	---------	-----------------------------	-----------------------	--	--

CRUZE (J3000)

1.6	F16D4	1598	83 113	05.09 →	92-0W-W28 (3 pcs)	A:225 D:20 E:24	With Bearing Hydraulic Con Cuscinetto Idraulico	
-----	-------	------	-----------	---------	-----------------------------	-----------------------	--	--

EPICA

2.0 D	Z 20 S	1991	110 150	01.07 →	92-0W-W25 (3 pcs) 98-0C-C00 91-0C-C00	A:240 D:26 E:23	With Bearing Hydraulic Con Cuscinetto Idraulico Dual-mass flywheel Volano bimassa	95-0W-W10
-------	--------	------	------------	---------	---	-----------------------	--	------------------



92 Clutch Kit



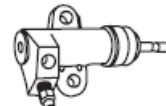
91 Flywheel



98 Clutch Kit + Flywheel



95 Master Cylinder



85 Slave Cylinder

CHEVROLET



		CC	KW HP			92 Clutch Kit/ Kit frizione 91 Flywheel/ Volano 98 Clutch Kit + Flywheel	95 Master Cylinder/ Cilindro maestro 85 Slave Cylinder/ Cilindro secondario
--	--	-----------	------------------	--	--	---	--

EVANDA

2.0	X20SED	1998	96 131	03.05 →	92-W0-021 (3 pcs)	A:225 D:20 E:24	With Bearing Hydraulic Con Cuscinetto Idraulico	85-W0-000
-----	--------	------	-----------	---------	-----------------------------	-----------------------	--	------------------

KALOS

1.2	B12S1	1150	53 72	03.05 →	92-0W-W07 (3 pcs)	A:185 D:19,5 E:18	Single-mass flywheel Volano monomassa	85-W0-005 95-W0-008
					98-0W-W00 91-0W-W00			

1.4	F14S3	1399	61 83	03.05 →	92-0W-W31 (3 pcs)	A:215 D:20,5 E:24	Single-mass flywheel Volano monomassa	85-W0-005 95-W0-008
					98-0W-W01 91-0W-W01			

1.4 16V	F14D3	1399	69 94	03.05 →	92-W0-022 (3 pcs)	A:215 D:20,4 E:24	Single-mass flywheel Volano monomassa	85-W0-005 95-W0-008
					91-0W-W01			

LACETTI

1.4 16V	F14D3	1399	70 95	03.05 →	92-W0-000 (3 pcs)	A:215 D:20 E:24	85-W0-000 95-0W-W09

1.6	F16D3	1598	80 109	03.05 →	92-W0-000 (3 pcs)	A:215 D:20 E:24	85-W0-000 95-0W-W09

1.8	F18D3	1796	89 121	08.05 →	92-0W-W27 (3 pcs)	A:215 D:20 E:24	With Bearing Hydraulic Con Cuscinetto Idraulico	85-W0-000 95-0W-W09
-----	-------	------	-----------	---------	-----------------------------	-----------------------	--	--------------------------------------

1.8	T18SED	1799	90 122	03.05 →	92-0W-W27 (3 pcs)	A:215 D:20 E:24	With Bearing Hydraulic Con Cuscinetto Idraulico	85-W0-000 95-0W-W09
-----	--------	------	-----------	---------	-----------------------------	-----------------------	--	--------------------------------------

2.0 D	Z 20 DM	1991	89 121	01.07 →	92-0W-W25 (3 pcs)	A:240 D:26 E:23	With Bearing Hydraulic Con Cuscinetto Idraulico	
-------	---------	------	-----------	---------	-----------------------------	-----------------------	--	--

MATIZ

0.8	F8CV	796	38 52	03.05 →	92-0W-W24 (3 pcs)	A:180 D:19 E:18		
-----	------	-----	----------	---------	-----------------------------	-----------------------	--	--

1.0	B10S	995	47 64	03.05 →	92-0W-W07 (3 pcs)	A:185 D:19,5 E:18	Single-mass flywheel Volano monomassa	
					98-0W-W00 91-0W-W00			

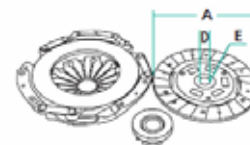
A = Disc diameter
D = Disc centring diameter
E = N. of disc teeth

A = Scheibendurchmesser
D = Zentrierdurchmesser Scheibe
E = Zahnzahl Scheibe

A = Diámetro disco
D = Diámetro centrage disco
E = Nº dientes disco

A = Diamètre du disque
D = Diamètre centrage du disque
E = Nbre de dents du disque

A = Diametro disco
D = Diametro centraggio disco
E = Nº denti disco





CHEVROLET

		CC	KW HP			92 Clutch Kit/ Kit frizione 91 Flywheel/ Volano 98 Clutch Kit + Flywheel	95 Master Cylinder/ Cilindro maestro 85 Slave Cylinder/ Cilindro secondario
--	--	-----------	------------------	--	--	---	--

MATIZ

1.0	B10S1	995	49 67	03.05 →	92-0W-W07 A:185 (3 pcs) D:19,5 E:18 98-0W-W00 91-0W-W00	Single-mass flywheel Volano monomassa	
-----	-------	-----	----------	---------	--	--	--

NUBIRA

1.4		1399	69 94	01.05 →	92-W0-000 A:215 (3 pcs) D:20 E:24		95-0W-W09
1.6	F16D3	1598	80 109	03.05 →	92-W0-000 A:215 (3 pcs) D:20 E:24		85-W0-000 95-0W-W09
1.8	F18D3	1796	89 121	08.05 →	92-0W-W27 A:215 (3 pcs) D:20 E:24	With Bearing Hydraulic Con Cuscinetto Idraulico	95-0W-W09
1.8	T18SED	1799	90 122	03.05 →	92-0W-W27 A:215 (3 pcs) D:20 E:24	With Bearing Hydraulic Con Cuscinetto Idraulico	85-W0-000 95-0W-W09
2.0 D	Z 20 DM Z 20 S	1991	89 121	01.07 →	92-0W-W25 A:240 (3 pcs) D:26 E:23	With Bearing Hydraulic Con Cuscinetto Idraulico	

ORLANDO

1.8	F18D4	1796	104 141	12.10 →	92-0W-W28 A:225 (3 pcs) D:20 E:24	With Bearing Hydraulic Con Cuscinetto Idraulico	
-----	-------	------	------------	---------	--	--	--

REZZO

1.6	A16DMS	1598	79 107	08.05 →	92-W0-017 A:200 (3 pcs) D:20 E:24		85-W0-000 95-W0-005
1.6	A16DMS	1598	77 105	03.05 →	92-W0-017 A:200 (3 pcs) D:20 E:24		85-W0-000 95-W0-005
2.0	T20SED	1998	89 121	03.05 →	92-W0-021 A:225 (3 pcs) D:20 E:24	With Bearing Hydraulic Con Cuscinetto Idraulico	85-W0-000 95-W0-005
2.0	T20SED	1998	90 122	08.05 →	92-W0-021 A:225 (3 pcs) D:20 E:24	With Bearing Hydraulic Con Cuscinetto Idraulico	85-W0-000 95-W0-005

SPARK

1.0	B10D1	995	50 68	02.10 →	92-0W-W07 A:185 (3 pcs) D:19,5 E:18		
1.2	B12D1	1206	60 82	02.10 →	92-0W-W07 A:185 (3 pcs) D:19,5 E:18		



92 Clutch Kit




91 Flywheel



98 Clutch Kit + Flywheel



95 Master Cylinder



85 Slave Cylinder

CHRYSLER



		CC	KW HP			92 Clutch Kit/ Kit frizione 91 Flywheel/ Volano 98 Clutch Kit + Flywheel	95 Master Cylinder/ Cilindro maestro 85 Slave Cylinder/ Cilindro secondario
--	--	-----------	------------------	--	--	---	--

PT CRUISER

2.0	ECC	1996	104 141	06.00 →			85-00-001 95-00-002
-----	-----	------	------------	---------	--	--	--------------------------------------

SEBRING

2.0 CRD	ECD	1968	103 140	07.07 →	92-09-916 (3 pcs)	A:240 D:24 E:23	With Bearing Hydraulic Con Cuscinetto Idrraulico
---------	-----	------	------------	---------	-----------------------------	--	---

VOYAGER II (ES)

2.5 TD	09B M00	2500	87 118	01.92 → 09.95	92-00-012 (3 pcs)	A:240 D:23 E:17	
--------	------------	------	-----------	---------------	-----------------------------	--	--

VOYAGER III (GS)

2.5 TD	425 CLIRS/X	2499	85 116	01.95 → 03.01	92-00-012 (3 pcs)	A:240 D:23 E:17	
--------	----------------	------	-----------	---------------	-----------------------------	--	--

VOYAGER IV (RG)

2.5 CRD	ENC	2499	105 141	02.00 →	92-00-002 (3 pcs)	A:240 D:23 E:17	
---------	-----	------	------------	---------	-----------------------------	--	--

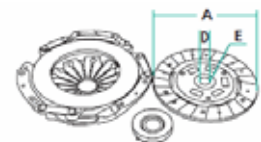
A = Disc diameter
D = Disc centring diameter
E = N. of disc teeth

A = Scheibendurchmesser
D = Zentrierdurchmesser Scheibe
E = Zähnezahl Scheibe

A = Diámetro disco
D = Diámetro centrage disco
E = Nº dientes disco

A = Diamètre du disque
D = Diamètre centrage du disque
E = Nbre de dents du disque

A = Diametro disco
D = Diametro centraggio disco
E = N° denti disco





CITROEN

		CC	KW HP			92 Clutch Kit/ Kit frizione 91 Flywheel/ Volano 98 Clutch Kit + Flywheel	95 Master Cylinder/ Cilindro maestro 85 Slave Cylinder/ Cilindro secondario
--	--	-----------	------------------	--	--	---	--

C1							
1.0	1KR-FE	998	50 68	06.05 →	92-02-2091 (3 pcs)	A:190 D:22 E:19	
					92-02-2108 (3 pcs)	A:200 D:22 E:19	Semi-automatic Gearbox Cambio Robotizzato
1.4 HDi	DV4D	1398	40 54	06.05 →	92-02-2096 (3 pcs)	A:200 D:22 E:19	



92 Clutch Kit




91 Flywheel



98 Clutch Kit + Flywheel



95 Master Cylinder



85 Slave Cylinder

NEW CODES - NEUE CODES - NOUVEAUX CODES - NUEVOS CODIGOS - NUOVI CODICI

		CC	KW HP			92 Clutch Kit/ Kit frizione 91 Flywheel/ Volano 98 Clutch Kit + Flywheel	95 Master Cylinder/ Cilindro maestro 85 Slave Cylinder/ Cilindro secondario
--	--	-----------	------------------	--	--	---	--

ARANOS

1.5	V15L	1498	66 90	01.95 → 11.97	92-W0-004 (3 pcs)	A:215 D:20 E:24	85-W0-000 95-W0-000
1.8	Y18L	1796	70 95	01.95 → 11.97	92-W0-010 (3 pcs)	A:215 D:20 E:24	85-W0-000 95-W0-000
2.0	C20LE	1998	77 105	01.95 → 11.97	92-W0-010 (3 pcs)	A:215 D:20 E:24	85-W0-000 95-W0-000

ESPERO (KLEJ)

1.5		1498	55 75	10.97 → 09.99	92-W0-004 (3 pcs)	A:215 D:20 E:24	85-W0-000
1.5 16V		1498	65 88	10.93 → 09.94	92-W0-010 (3 pcs)	A:215 D:20 E:24	85-W0-000 95-W0-000
1.5 16V	A15MF	1498	66 90	02.95 → 06.99	92-W0-009 (3 pcs)	A:215 D:20 E:24	85-W0-000 95-W0-000
1.8	C18LE	1796	66 90	02.95 → 09.99	92-W0-010 (3 pcs)	A:215 D:20 E:24	85-W0-000 95-W0-000
1.8	C18LE	1796	70 95	02.95 → 06.99	92-W0-010 (3 pcs)	A:215 D:20 E:24	85-W0-000 95-W0-000
2.0	C20LE	1998	81 110	10.93 → 09.94	92-W0-010 (3 pcs)	A:215 D:20 E:24	85-W0-000 95-W0-000
2.0	C20LE	1998	77 105	02.95 → 06.99	92-W0-010 (3 pcs)	A:215 D:20 E:24	85-W0-000 95-W0-000
2.0	C20LZ	1998	74 101	10.91 → 09.93	92-W0-010 (3 pcs)	A:215 D:20 E:24	85-W0-000 95-W0-000

EVANDA (KLAL)

2.0	X20SED L88	1998	96 131	08.02 →	92-W0-021 (3 pcs)	A:225 D:20 E:24	With Bearing Hydraulic Con Cuscinetto Idraulico 85-W0-000 95-W0-002
-----	---------------	------	-----------	---------	-----------------------------	-----------------------	--

FSO Truck Pick Up

1.9 D		1900		01.84 →	92-W0-012 (3 pcs)	A:200 D:20 E:18	
-------	--	------	--	---------	-----------------------------	-----------------------	--

KALOS (KLAS)

1.2	B12S1	1150	53 72	04.03 →	92-0W-W07 (3 pcs) 98-0W-W00 91-0W-W00	A:185 D:19,5 E:18 Single-mass flywheel Volano monomassa	→12.04 85-W0-005 95-W0-008
-----	-------	------	----------	---------	---	---	--

A = Disc diameter

D = Disc centring diameter

E = N. of disc teeth

A = Scheibendurchmesser

D = Zentrierdurchmesser Scheibe

E = Zahnzahl Scheibe

A = Diámetro disco

D = Diámetro centrage disco

E = N° dientes disco

A = Diamètre du disque

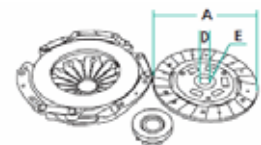
D = Diamètre centrage du disque

E = Nbre de dents du disque

A = Diametro disco

D = Diametro centraggio disco

E = N° denti disco





		CC	KW HP			92 Clutch Kit/ Kit frizione 91 Flywheel/ Volano 98 Clutch Kit + Flywheel	95 Master Cylinder/ Cilindro maestro 85 Slave Cylinder/ Cilindro secondario
--	--	-----------	------------------	--	--	---	--

KALOS (KLAS)

1.4	F14S3	1399	61 83	09.02 →	92-03-378 (3 pcs) 91-0W-W01	A:215 D:20 E:24 Single-mass flywheel Volano monomassa	85-W0-005 95-W0-008
1.4 16V	F14D3	1399	69 94	04.03 →	92-W0-022 (3 pcs) 91-0W-W01	A:215 D:20,4 E:24 Single-mass flywheel Volano monomassa	85-W0-005 95-W0-008

KORANDO (KJ)

2.3		2295	105 143	01.99 →	92-S0-007 (3 pcs)	A:225 D:24 E:22	
2.9 D	MB-OM 662	2874	72 98	01.99 →	92-S0-000 (3 pcs)	A:225 D:24 E:22	
2.9 TD	MB-OM 601 29TD	2874	88 120	01.99 →	92-0S-S13 (3 pcs) 92-0S-S14 (3 pcs)	A:225 D:24,5 E:22 A:225 D:24,5 E:22	

LABO/DAMAS

0.8 (F8CL)				11.91 →	92-W0-008 (3 pcs)	A:180 D:20 E:18	
------------	--	--	--	---------	-----------------------------	-----------------------	--

LACETTI (KLAN)

1.4	F14D3	1399	70 95	02.04 →	92-W0-000 (3 pcs)	A:215 D:20 E:24	85-W0-000 95-0W-W09
1.6	F16D3	1598	80 109	02.04 →	92-W0-000 (3 pcs)	A:215 D:20 E:24	85-W0-000 95-0W-W09
1.8	T18SED	1799	90 122	02.04 →	92-0W-W27 (3 pcs)	A:215 D:20 E:24 With Bearing Hydraulic Con Cuscinetto Idraulico	85-W0-000 95-0W-W09

LANOS (KLAT)

1.3 (A13SM)			55	01.97 →	92-W0-005 (3 pcs)	A:185 D:20 E:24	
1.4	A14SMS	1349	55 75	05.97 →	92-W0-005 (3 pcs)	A:185 D:20 E:24	85-W0-000 95-W0-001
1.5	A15SMS Y15L	1498	63 86	05.97 →	92-W0-003 (3 pcs) 92-W0-000 (3 pcs)	A:200 D:20 E:24 A:215 D:20 E:24	85-W0-000 95-W0-000



92 Clutch Kit



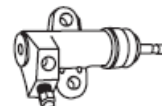
91 Flywheel



98 Clutch Kit + Flywheel



95 Master Cylinder



85 Slave Cylinder

		CC	KW HP			92 Clutch Kit/ Kit frizione 91 Flywheel/ Volano 98 Clutch Kit + Flywheel	95 Master Cylinder/ Cilindro maestro 85 Slave Cylinder/ Cilindro secondario
--	--	-----------	------------------	--	--	---	--

LANOS (KLAT)

1.6 16V	A16DMS	1598	78 106	05.97 →	92-W0-000 A:215 (3 pcs) D:20 E:24 92-W0-011 A:200 (3 pcs) D:20 E:24	85-W0-000 95-W0-001
----------------	--------	------	-----------	---------	--	--------------------------------------

LEGANZA (KLAV)

1.8 CD	C18LE	1796	70 95	06.97 → 07.03	92-W0-014 A:215 (3 pcs) D:20 E:24	
2.0 16V	X20SED	1998	98 133	06.97 → 12.02	92-W0-014 A:215 (3 pcs) D:20 E:24 92-W0-020 A:225 (3 pcs) D:20 E:24	85-W0-000 95-W0-002
2.0 16V	T20SED	1998	93 126	07.00 →	92-W0-014 A:215 (3 pcs) D:20 E:24 92-W0-020 A:225 (3 pcs) D:20 E:24	85-W0-000 95-W0-002
2.2 16V	T22SED	2198	100 136	04.99 → 12.02	92-W0-020 A:225 (3 pcs) D:20 E:24	85-W0-000 95-W0-002

LUBLIN II

2.8 TD				04.97 →	92-01-195 A:240 (3 pcs) D:28 E:10	
---------------	--	--	--	---------	--	--

MATIZ (KLYA)

0.8	F8CV	796	38 52	09.98 →	92-W0-002 A:170 (3 pcs) D:19 E:18	
1.0	B10S	995	47 64	01.03 →	92-0W-W07 A:185 (3 pcs) D:19,5 E:18 98-0W-W00 91-0W-W00	Single-mass flywheel Volano monomassa

MUSSO (FJ)

2.2 TD	MB OM 601	2299	74 101	09.99 →	92-S0-000 A:225 (3 pcs) D:24 E:22	
2.3	M 111.970	2295	103 140	01.99 →	92-S0-007 A:225 (3 pcs) D:24 E:22	
2.9 TD	MB-OM 601 29TD	2874	88 120	01.99 →	92-0S-S13 A:225 (3 pcs) D:24,5 E:22 92-0S-S14 A:225 (3 pcs) D:24,5 E:22	

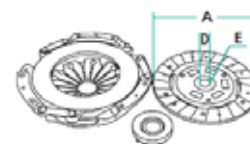
A = Disc diameter
 D = Disc centring diameter
 E = N. of disc teeth

A = Scheibendurchmesser
 D = Zentrierdurchmesser Scheibe
 E = Zahnzahl Scheibe

A = Diámetro disco
 D = Diámetro centrage disco
 E = N° dientes disco

A = Diamètre du disque
 D = Diamètre centrage du disque
 E = Nbre de dents du disque

A = Diametro disco
 D = Diametro centraggio disco
 E = N° denti disco





		CC	KW HP			92 Clutch Kit/ Kit frizione 91 Flywheel/ Volano 98 Clutch Kit + Flywheel	95 Master Cylinder/ Cilindro maestro 85 Slave Cylinder/ Cilindro secondario
--	--	-----------	------------------	--	--	---	--

NEXIA (KLETN)

1.5	G15MF	1498	55 75	02.95 → 08.97	92-W0-003 (3 pcs)	A:200 D:20 E:24	85-W0-000 95-W0-000
1.5	G15MF	1498	52 71	02.95 → 08.97	92-W0-003 (3 pcs)	A:200 D:20 E:24	85-W0-000 95-W0-000
1.5	G15MF	1498	44 60	08.96 → 08.97	92-W0-003 (3 pcs)	A:200 D:20 E:24	85-W0-000 95-W0-000
1.5 16V	A15MF	1498	66 90	02.95 → 08.97	92-W0-004 (3 pcs)	A:215 D:20 E:24	85-W0-000 95-W0-000

NUBIRA (KLAJ)

1.6 16V	A16DMS	1598	78 106	05.97 →	92-W0-011 (3 pcs)	A:200 D:20 E:24	→VIN 803357 85-W0-000 95-W0-003 →12.98 95-W0-004 01.99→
					92-W0-000 (3 pcs)	A:215 D:20 E:24	VIN 803358→
1.6 16V	A16DMS	1598	76 103	07.00 →	92-W0-000 (3 pcs)	A:215 D:20 E:24	VIN 803358→ 85-W0-000 95-W0-004
					92-W0-011 (3 pcs)	A:200 D:20 E:24	→VIN 803357
2.0 16V	T20SED	1998	93 126	12.00 →	92-W0-001 (3 pcs)	A:225 D:20 E:24	85-W0-000 95-W0-003
2.0 16V	X20SED	1998	98 133	05.97 →	92-W0-001 (3 pcs)	A:225 D:20 E:24	85-W0-000 95-W0-003

NUBIRA (KLAN)

1.6	F16D3	1598	80 109	07.03 →	92-W0-000 (3 pcs)	A:215 D:20 E:24	85-W0-000 95-0W-W09
1.8	T18SED	1799	90 122	07.03 →	92-0W-W27 (3 pcs)	A:215 D:20 E:24	With Bearing Hydraulic Con Cuscinetto Idraulico 85-W0-000 95-0W-W09

REXTON

2.9 TD		2874	88 120	04.02 →	92-0S-009 (3 pcs)	A:240 D:24 E:22	With Bearing Hydraulic Con Cuscinetto Idraulico
--------	--	------	-----------	---------	-----------------------------	-----------------------	--

TACUMA (KLAU)

1.6	A16DMS	1598	77 105	09.00 →	92-W0-019 (3 pcs)	A:215 D:20,4 E:24	85-W0-000 95-W0-005
					92-W0-022 (3 pcs)	A:215 D:20,4 E:24	
1.6 SX		1598	66 90	08.01 → 12.04	92-W0-022 (3 pcs)	A:215 D:20,4 E:24	85-W0-000 95-W0-005



92 Clutch Kit




91 Flywheel



98 Clutch Kit + Flywheel



95 Master Cylinder



85 Slave Cylinder

		CC	KW HP			92 Clutch Kit/ Kit frizione 91 Flywheel/ Volano 98 Clutch Kit + Flywheel	95 Master Cylinder/ Cilindro maestro 85 Slave Cylinder/ Cilindro secondario
--	--	-----------	------------------	--	--	---	--

TACUMA (KLAU)

1.8		1761	66 90	09.00 →	92-W0-019 (3 pcs)	A:215 D:20,4 E:24	85-W0-000 95-W0-005
1.8	F18D2	1761	67 91	09.00 →	92-W0-019 (3 pcs)	A:215 D:20,4 E:24	85-W0-000 95-W0-005
1.8	A18DMS	1761	72 98	09.00 →	92-W0-019 (3 pcs)	A:215 D:20,4 E:24	85-W0-000 95-W0-005
1.8		1761	74 101	09.00 →	92-W0-019 (3 pcs)	A:215 D:20,4 E:24	85-W0-000 95-W0-005
2.0	T20SED	1998	94 128	09.00 →	92-W0-020 (3 pcs)	A:225 D:20 E:24	85-W0-000 95-W0-005
2.0	X20SED	1998	89 121	09.01 →	92-W0-020 (3 pcs)	A:225 D:20 E:24	85-W0-000 95-W0-005

TICO (KLY3)

0.8	F8C	796	35 48	02.95 → 12.00	92-W0-002 (3 pcs)	A:170 D:19 E:18	
0.8	F8CV	796	38 52	01.96 → 12.00	92-W0-002 (3 pcs)	A:170 D:19 E:18	

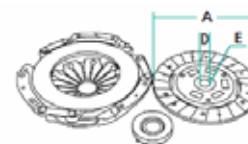
A = Disc diameter
D = Disc centring diameter
E = N. of disc teeth

A = Scheibendurchmesser
D = Zentrierdurchmesser Scheibe
E = Zähnezahl Scheibe

A = Diámetro disco
D = Diámetro centrage disco
E = N° dientes disco

A = Diamètre du disque
D = Diamètre centrage du disque
E = Nbre de dents du disque

A = Diametro disco
D = Diametro centraggio disco
E = N° denti disco





		CC	KW HP			92 Clutch Kit/ Kit frizione 91 Flywheel/ Volano 98 Clutch Kit + Flywheel	95 Master Cylinder/ Cilindro maestro 85 Slave Cylinder/ Cilindro secondario
--	--	-----------	------------------	--	--	---	--

APPLAUSE I (A101, A111)

1.6 16V (A101)	HD	1590	66 90	06.89 → 07.97	92-06-615 (3 pcs)	A:190 D:22 E:20	
1.6 16V (A101)	HD-E	1590	77 105	06.89 → 07.97	92-06-615 (3 pcs)	A:190 D:22 E:20	→01.95 VIN 628399→
1.6 16V 4WD (A111)	HD-E	1590	77 105	06.89 → 07.97	92-06-615 (3 pcs)	A:190 D:22 E:20	

APPLAUSE II

1.6 16V	HD-E	1590	73 99	07.97 →	92-06-615 (3 pcs)	A:190 D:22 E:20	
---------	------	------	----------	---------	-----------------------------	-----------------------	--

CHARADE I (G10)

1.0	CB 20	993	37 50	10.77 → 02.81	92-06-601 (3 pcs)	A:160 D:19 E:18	
1.0	CB 20 CB 22	993	38 52	02.81 → 02.83	92-06-601 (3 pcs)	A:160 D:19 E:18	

CHARADE II (G11, G30)

1.0 (G11)	CB 20 CB 22	993	38 52	10.83 → 03.87	92-06-604 (3 pcs)	A:170 D:19 E:18	
1.0 D (G30)	CL 10	993	27 37	10.83 → 03.87	92-06-604 (3 pcs)	A:170 D:19 E:18	
1.0 TD (G30)	CL 60	993	34 46	02.85 → 03.87	92-06-604 (3 pcs)	A:170 D:19 E:18	
1.0 Turbo (G11)	CB 60	993	50 68	10.83 → 03.87	92-06-604 (3 pcs)	A:170 D:19 E:18	

CHARADE III (G100, G101, G102)

1.0 (G100)	CB 23	993	38 52	03.87 → 12.92	92-06-609 (3 pcs)	A:170 D:21 E:20	
1.0 (G100)	CB 90	993	41 56	04.89 → 12.92	92-09-909 (3 pcs)	A:225 D:25 E:24	
1.0 D (G101)	CL 11	993	27 37	03.87 → 12.92	92-06-609 (3 pcs)	A:170 D:21 E:20	
1.0 GTi (G100)	CB 80	993	74 101	03.87 → 12.92	92-06-628 (3 pcs)	A:180 D:22 E:20	
1.0 TD (G101)	CL CL 61	993	35 48	03.87 → 12.92	92-06-609 (3 pcs)	A:170 D:21 E:20	
1.0 Turbo (G100)	CB 61	993	50 68	03.87 → 10.90	92-06-609 (3 pcs)	A:170 D:21 E:20	



92 Clutch Kit



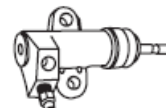
91 Flywheel



98 Clutch Kit + Flywheel



95 Master Cylinder



85 Slave Cylinder

		CC	KW HP			92 Clutch Kit/ Kit frizione 91 Flywheel/ Volano 98 Clutch Kit + Flywheel	95 Master Cylinder/ Cilindro maestro 85 Slave Cylinder/ Cilindro secondario
--	--	-----------	------------------	--	--	---	--

CHARADE III (G100, G101, G102)

1.3	HC-C	1295	56 76	09.88 → 01.92	92-06-627 (3 pcs)	A:180 D:22 E:20	
1.3 i (G102)	HCE	1296	66 90	06.88 → 12.92	92-06-612 (3 pcs)	A:180 D:22 E:20	
1.3 i 4WD (G102)	HCE	1296	66 90	06.88 → 01.93	92-06-627 (3 pcs) 92-06-629 (3 pcs)	A:180 D:22 E:20 A:180 D:22 E:20	For 16-valve Models Modelli a 16 valvole

CHARADE IV (G200, G202)

1.3	HC	1296	44 60	09.96 → 11.99	92-06-615 (3 pcs)	A:190 D:22 E:20	
1.3 16V	HC	1296	62 84	01.93 → 11.99	92-06-615 (3 pcs)	A:190 D:22 E:20	
1.3 16V	HCE	1296	55 75	05.96 → 11.99	92-06-615 (3 pcs)	A:190 D:22 E:20	
1.6 GTi	HD-E	1590	77 105	03.93 → 11.99	92-06-615 (3 pcs)	A:190 D:22 E:20	

CHARADE IV (G203)

1.5	HEE HE	1499	55 75	10.94 →	92-06-615 (3 pcs)	A:190 D:22 E:20	
1.5 16V	HEE	1499	66 90	08.94 →	92-06-615 (3 pcs)	A:190 D:22 E:20	

CHARMANT (A)

1.3 (A35)	4K	1290	48 65	11.81 → 07.87	92-02-201 (3 pcs)	A:180 D:21,5 E:19	85-02-202 →07.83 95-02-200 →07.83
1.6 (A45)	2T	1588	55 75	12.81 → 09.84	92-02-210 (3 pcs)	A:190 D:24 E:21	85-02-202 95-02-200
1.6 (A60)	4A	1587	61 83	08.83 → 07.87	92-06-630 (3 pcs)	A:200 D:24 E:21	85-02-202 95-02-200
1.6 (A60)	4A	1587	60 82	05.86 → 07.87	92-06-630 (3 pcs)	A:200 D:24 E:21	85-02-202 95-02-200
1.6 (A60)	4A	1588	57 78	09.85 → 07.87	92-06-630 (3 pcs)	A:200 D:24 E:21	85-02-202 95-02-200

COPEN

1.3	K3-VE	1298	64 87	03.06 →	92-06-624 (3 pcs)	A:180 D:22 E:20	
-----	-------	------	----------	---------	-----------------------------	-----------------------	--

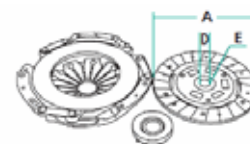
A = Disc diameter
D = Disc centring diameter
E = N. of disc teeth

A = Scheibendurchmesser
D = Zentrierdurchmesser Scheibe
E = Zahnzahl Scheibe

A = Diámetro disco
D = Diámetro centrage disco
E = Nº dientes disco

A = Diamètre du disque
D = Diamètre centrage du disque
E = Nbre de dents du disque

A = Diámetro disco
D = Diámetro centrage disco
E = Nº denti disco





		CC	KW HP			92 Clutch Kit/ Kit frizione 91 Flywheel/ Volano 98 Clutch Kit + Flywheel	95 Master Cylinder/ Cilindro maestro 85 Slave Cylinder/ Cilindro secondario
--	--	-----------	------------------	--	--	---	--

CUORE

1.0	1KR-FE	998	51 70	04.07 →	92-06-623 (3 pcs)	A:180 D:22 E:20	
------------	--------	-----	----------	---------	-----------------------------	-----------------------	--

CUORE I (L55, L60)

0.5 (L55)	AB 30	547	20 27	10.80 → 09.85	92-06-602 (3 pcs)	A:150 D:19 E:18	
------------------	-------	-----	----------	---------------	-----------------------------	-----------------------	--

0.6 (L60)	AD 10	617	22 30	08.82 → 09.85	92-06-603 (3 pcs)	A:160 D:20 E:18	
------------------	-------	-----	----------	---------------	-----------------------------	-----------------------	--

CUORE II (L80, L81)

0.8 (L80)	ED 10	847	32 44	09.85 → 06.90	92-06-614 (3 pcs)	A:160 D:20 E:18	
------------------	-------	-----	----------	---------------	-----------------------------	-----------------------	--

0.8 (L80)	ED 10	847	29 39	11.89 → 12.90	92-06-614 (3 pcs)	A:160 D:20 E:18	
------------------	-------	-----	----------	---------------	-----------------------------	-----------------------	--

CUORE III (L201)

0.8	ED 10 K	847	30 41	10.90 → 12.94	92-06-632 (3 pcs)	A:160 D:19 E:18	
------------	---------	-----	----------	---------------	-----------------------------	-----------------------	--

CUORE IV (L501)

0.8	ED 20	847	32 43	01.95 → 11.96	92-06-633 (3 pcs)	A:170 D:20 E:18	
------------	-------	-----	----------	---------------	-----------------------------	-----------------------	--

CUORE V (L5)

0.8	ED 20	847	31 42	11.96 → 10.98	92-06-633 (3 pcs)	A:170 D:20 E:18	
------------	-------	-----	----------	---------------	-----------------------------	-----------------------	--

CUORE VI

1.0 i (L701)	EJDE	989	41 56	10.98 → 05.03	92-06-626 (3 pcs)	A:170 D:22 E:20	
---------------------	------	-----	----------	---------------	-----------------------------	-----------------------	--

CUORE VII

1.0	EJ-VE	989	43 58	05.03 →	92-06-626 (3 pcs)	A:170 D:22 E:20	
------------	-------	-----	----------	---------	-----------------------------	-----------------------	--

FEROZA (F300)

1.6 16V	HDC	1590	63 86	10.88 →	92-06-636 (3 pcs)	A:200 D:22 E:20	06.93→
					92-06-636X		
					92-06-613 (3 pcs)	A:200 D:22 E:20	
					92-06-613X		



92 Clutch Kit



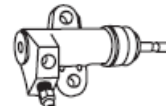
91 Flywheel



98 Clutch Kit + Flywheel



95 Master Cylinder



85 Slave Cylinder

		CC	KW HP			92 Clutch Kit/ Kit frizione 91 Flywheel/ Volano 98 Clutch Kit + Flywheel	95 Master Cylinder/ Cilindro maestro 85 Slave Cylinder/ Cilindro secondario
--	--	-----------	------------------	--	--	---	--

FEROZA (F300)

1.6 i 16V	HD-E	1590	70 95	10.88 →	92-06-613 A:200 (3 pcs) D:22 E:20 92-06-613X 92-06-636 A:200 (3 pcs) D:22 E:20 92-06-636X	06.93 →
-----------	------	------	----------	---------	--	---------

GRAN MOVE (G3)

1.5 16V (G303)	HEEG	1499	66 90	10.96 → 07.98	92-06-615 A:190 (3 pcs) D:22 E:20	
1.6 16V (G301)	HDEP	1590	67 91	05.98 →	92-06-615 A:190 (3 pcs) D:22 E:20	

HIJET I

0.8	CD	843	29 39	06.86 → 12.89	92-06-605 A:170 (3 pcs) D:19 E:18	
1.0	CB	993	33 45	06.86 → 12.89	92-06-605 A:170 (3 pcs) D:19 E:18	
1.0 4x4	CB 10	993	33 45	07.86 → 10.90	92-06-605 A:170 (3 pcs) D:19 E:18	

HIJET II (S85)

1.0	CB41	993	33 45	12.92 → 05.98	92-06-641 A:180 (3 pcs) D:20 E:18	
1.0 i	CB42	993	35 48	07.94 → 05.98	92-06-698 A:180 (3 pcs) D:20 E:18	
1.3 i 16V	HCE	1295	48 65	05.98 →	92-06-620 A:190 (3 pcs) D:22 E:20	

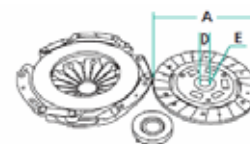
MATERIA

1.3	K3-VE	1298	67 91	10.06 →	92-06-631 A:190 (3 pcs) D:22 E:20	
1.5	3-SZVE	1495	76 103	10.06 →	92-06-621 A:190 (3 pcs) D:22 E:20	
1.5 ECO 4WD		1495	76 103	10.06 →	92-06-621 A:190 (3 pcs) D:22 E:20	

MOVE (L6, L9)

0.8	ED 20	847	31 42	10.96 →	92-06-638 A:170 (3 pcs) D:20 E:18	
1.0 i	EJDE	989	41 55	10.98 →	92-06-626 A:170 (3 pcs) D:22 E:20	

A = Disc diameter **A** = Scheibendurchmesser **A** = Diámetro disco **A** = Diamètre du disque **A** = Diametro disco
D = Disc centring diameter **D** = Zentrierdurchmesser Scheibe **D** = Diámetro centraje disco **D** = Diamètre centrage du disque **D** = Diametro centraggio disco
E = N. of disc teeth **E** = Zähnezahl Scheibe **E** = Nº dientes disco **E** = Nbre de dents du disque **E** = Nº denti disco





DAIHATSU

		CC	KW HP			92 Clutch Kit/ Kit frizione 91 Flywheel/ Volano 98 Clutch Kit + Flywheel	95 Master Cylinder/ Cilindro maestro 85 Slave Cylinder/ Cilindro secondario
--	--	-----------	------------------	--	--	---	--

ROCKY (F7, F8)

2.0	3Y	1998	65 88	02.85 → 04.93	92-06-600 (3 pcs)	A:235 D:29 E:21	
2.2		2200		01.92 → 12.93	92-06-639 (3 pcs)	A:235 D:29 E:21	
2.8 D	DL	2765	54 73	02.85 →	92-06-608 (3 pcs)	A:240 D:29 E:21	
2.8 TD	DL 52	2765	75 102	09.91 →	92-06-608 (3 pcs)	A:240 D:29 E:21	
2.8 TD	DL 52 DLT-C	2765	72 98	05.93 →	92-06-608 (3 pcs)	A:240 D:29 E:21	
2.8 TD	DL 51	2765	67 91	12.87 → 04.93	92-06-608 (3 pcs)	A:240 D:29 E:21	

SIRION

1.0	1KR-FE	998	51 70	01.05 →	92-06-626 (3 pcs)	A:170 D:22 E:20	
1.3	K3-VE	1298	64 87	01.05 →	92-06-631 (3 pcs)	A:190 D:22 E:20	
1.3	K3-VE	1298	67 91	03.08 →	92-06-631 (3 pcs)	A:190 D:22 E:20	
1.3 4WD		1298	64 87	04.05 →	92-06-631 (3 pcs)	A:190 D:22 E:20	
1.3 4WD	K3-VE	1298	67 91	03.08 →	92-06-631 (3 pcs)	A:190 D:22 E:20	
1.5	3-SZVE	1495	76 103	03.08 →	92-06-631 (3 pcs)	A:190 D:22 E:20	

SIRION (M1)

1.0	EJDE	989	40 54	04.98 → 10.00	92-06-626 (3 pcs)	A:170 D:22 E:20	
1.0 i	EJ-VE	989	43 58	09.00 → 01.05	92-06-626 (3 pcs)	A:170 D:22 E:20	
1.0 i (M100)	EJDE	989	41 56	04.98 → 09.00	92-06-626 (3 pcs)	A:170 D:22 E:20	



92 Clutch Kit



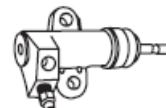
91 Flywheel



98 Clutch Kit + Flywheel



95 Master Cylinder



85 Slave Cylinder

NEW CODES - NEUE CODES - NOUVEAUX CODES - NUEVOS CODIGOS - NUOVI CODICI

		CC	KW HP			92 Clutch Kit/ Kit frizione 91 Flywheel/ Volano 98 Clutch Kit + Flywheel	95 Master Cylinder/ Cilindro maestro 85 Slave Cylinder/ Cilindro secondario
--	--	-----------	------------------	--	--	---	--

SIRION (M1)

1.0 i 4WD	EJDE	989	41 56	04.99 → 09.00	92-06-626 (3 pcs)	A:170 D:22 E:20	
1.3 DVVT 16V	K3-VE	1298	75 102	02.01 → 04.05	92-06-631 (3 pcs)	A:190 D:22 E:20	
1.3 Sport	K3-VE2	1298	75 102	08.00 → 01.05	92-06-640 (3 pcs)	A:190 D:22 E:20	
1.3 Sport 4WD	K3-VE2	1298	75 102	08.00 → 01.05	92-06-640 (3 pcs)	A:190 D:22 E:20	

SPARCAR/BUS WIDE

0.55		550	20	01.80 → 12.86	92-06-616 (3 pcs)	A:160 D:20 E:18	
0.8	CD	843	29 39	09.83 → 05.86	92-06-605 (3 pcs)	A:170 D:19 E:18	
1.0	CB	993	33 45	09.83 → 05.86	92-06-605 (3 pcs)	A:170 D:19 E:18	

TAFT

1.6 D 4x4 (F20, F25)	12R	1587	49 67	09.76 → 02.85	92-02-216 (3 pcs)	A:210 D:29 E:21	
2.5 D 4x4 (F50, F55)	DG	2530	45 61	08.78 → 08.82	92-06-608 (3 pcs)	A:240 D:29 E:21	
2.8 D 4x4 (F60, F65)	DL	2765	51 69	08.82 → 02.85	92-06-608 (3 pcs)	A:240 D:29 E:21	

92-06-608X

TERIOS

1.3 DVVT 4x4		1298	63 86	11.05 →	92-06-649 (3 pcs)	A:190 D:22 E:20	85-02-249
1.5	3-SZVE	1495	77 105	11.05 →	92-06-619 (3 pcs)	A:200 D:22 E:20	

TERIOS (J1)

1.3	K3-VE	1298	63 86	09.01 → 10.05	92-06-649 (3 pcs)	A:190 D:22 E:20	
1.3 4WD	K3-VE	1298	63 86	10.00 → 10.05	92-06-649 (3 pcs)	A:190 D:22 E:20	
1.3 4WD	HE-EJ	1296	61 83	10.97 → 10.00	92-06-625 (3 pcs)	A:190 D:22 E:20	

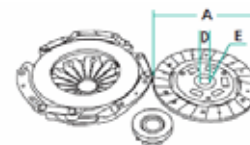
A = Disc diameter
D = Disc centring diameter
E = N. of disc teeth

A = Scheibendurchmesser
D = Zentrierdurchmesser Scheibe
E = Zahnzahl Scheibe

A = Diámetro disco
D = Diámetro centraje disco
E = N° dientes disco

A = Diamètre du disque
D = Diamètre centrage du disque
E = Nbre de dents du disque

A = Diametro disco
D = Diametro centraggio disco
E = N° denti disco





		CC	KW HP			92 Clutch Kit/ Kit frizione 91 Flywheel/ Volano 98 Clutch Kit + Flywheel	95 Master Cylinder/ Cilindro maestro 85 Slave Cylinder/ Cilindro secondario
--	--	-----------	------------------	--	--	---	--

TERIOS (J1)

1.5 4WD	3-SZVE	1495	77 105	05.06 →	92-06-619 (3 pcs)	A:200 D:22 E:20	85-02-249
---------	--------	------	-----------	---------	-----------------------------	-----------------------	------------------

TREVIS

1.0	EJ-VE	989	43 58	06.06 →	92-06-626 (3 pcs)	A:170 D:22 E:20	
-----	-------	-----	----------	---------	-----------------------------	-----------------------	--

WILDCAT/ROCKY (F70)

2.8 D	DL	2765	54 73	02.85 → 03.87	92-06-608 (3 pcs)	A:240 D:29 E:21	
					92-06-608X		
2.8 TD	DL 50	2765	65 88	09.85 → 04.87	92-06-608 (3 pcs)	A:240 D:29 E:21	
					92-06-608X		

WILDCAT/ROCKY (F75)

2.8 D	DL	2765	54 73	02.85 → 03.87	92-06-608 (3 pcs)	A:240 D:29 E:21	
					92-06-608X		
2.8 TD	DL 50	2765	65 88	09.85 → 04.87	92-06-608 (3 pcs)	A:240 D:29 E:21	
					92-06-608X		

YRV (M2)

1.0	EJ-VE	989	43 58	02.01 →	92-06-626 (3 pcs)	A:170 D:22 E:20	
1.3	K3-VE	1298	64 87	02.01 →	92-06-631 (3 pcs)	A:190 D:22 E:20	
1.3 4WD	K3-VE	1298	64 87	02.01 →	92-06-631 (3 pcs)	A:190 D:22 E:20	
1.3 GTti	K3-VET	1298	95 129	07.02 →	92-06-631 (3 pcs)	A:190 D:22 E:20	



92 Clutch Kit




91 Flywheel



98 Clutch Kit + Flywheel



95 Master Cylinder



85 Slave Cylinder

DODGE



		CC	KW HP			92 Clutch Kit/ Kit frizione 91 Flywheel/ Volano 98 Clutch Kit + Flywheel	95 Master Cylinder/ Cilindro maestro 85 Slave Cylinder/ Cilindro secondario
--	--	-----------	------------------	--	--	---	--

AVENGER

2.0 CRD	ECD	1968	103 140	06.07 →	92-09-916 (3 pcs)	A:240 D:24 E:23	With Bearing Hydraulic Con Cuscinetto Idraulico
---------	-----	------	------------	---------	-----------------------------	-----------------------	--

CALIBER

2.0 CRD	ECD ECE	1968	103 140	06.06 →	92-09-916 (3 pcs)	A:240 D:24 E:23	With Bearing Hydraulic Con Cuscinetto Idraulico
---------	------------	------	------------	---------	-----------------------------	-----------------------	--

JOURNEY

2.0 CRD	ECE	1968	103 140	06.08 →	92-09-916 (3 pcs)	A:240 D:24 E:23	With Bearing Hydraulic Con Cuscinetto Idraulico
---------	-----	------	------------	---------	-----------------------------	-----------------------	--

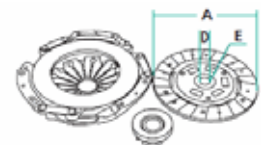
A = Disc diameter
D = Disc centring diameter
E = N. of disc teeth

A = Scheibendurchmesser
D = Zentrierdurchmesser Scheibe
E = Zähnezahl Scheibe

A = Diámetro disco
D = Diámetro centrage disco
E = Nº dientes disco

A = Diamètre du disque
D = Diamètre centrage du disque
E = Nbre de dents du disque

A = Diametro disco
D = Diametro centraggio disco
E = Nº denti disco





		CC	KW HP			92 Clutch Kit/ Kit frizione 91 Flywheel/ Volano 98 Clutch Kit + Flywheel	95 Master Cylinder/ Cilindro maestro 85 Slave Cylinder/ Cilindro secondario
--	--	-----------	------------------	--	--	---	--

DR1

1.3 Ecopower	SQR473	1297	61 83	10.09 →	92-00-021 (3 pcs)	A:195 D:22 E:20	
---------------------	--------	------	----------	---------	-----------------------------	-----------------------	--

DR2

1.3	SQR473	0	0 83	06.10 →	92-00-021 (3 pcs)	A:195 D:22 E:20	
------------	--------	---	---------	---------	-----------------------------	-----------------------	--

DR5

1.6		1597	75 102	06.07 →	92-00-020 (3 pcs)	A:225 D:23 E:20	85-00-006 95-00-006
1.9 D		1910	88 120	06.07 →	92-00-022	A:225 D:23 E:20	85-00-006 95-00-006



92 Clutch Kit



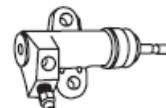
91 Flywheel



98 Clutch Kit + Flywheel



95 Master Cylinder



85 Slave Cylinder

		CC	KW HP			92 Clutch Kit/ Kit frizione 91 Flywheel/ Volano 98 Clutch Kit + Flywheel	95 Master Cylinder/ Cilindro maestro 85 Slave Cylinder/ Cilindro secondario
--	--	-----------	------------------	--	--	---	--

SEDICI

1.6 16V 4x4	M16A	1586	79 107	06.06 →	92-08-835 (3 pcs)	A: 200 D: 22 E: 20	With Bearing Hydraulic Con Cuscinetto Idraulico	
1.9 D Multijet	D19AA	1910	88 120	06.06 →	92-08-836 (3 pcs)	A: 235 D: 23 E: 20	With Bearing Hydraulic Con Cuscinetto Idraulico	
					98-08-801 91-08-801		Dual-mass flywheel Volano bimassa	

A = Disc diameter
D = Disc centring diameter
E = N. of disc teeth

A = Scheibendurchmesser
D = Zentrierdurchmesser Scheibe
E = Zähnezahl Scheibe

A = Diámetro disco
D = Diámetro centrage disco
E = N° dientes disco

A = Diamètre du disque
D = Diamètre centrage du disque
E = Nbre de dents du disque

A = Diametro disco
D = Diametro centraggio disco
E = N° denti disco





GASOLONE

		CC	KW HP			92 Clutch Kit/ Kit frizione 91 Flywheel/ Volano 98 Clutch Kit + Flywheel	95 Master Cylinder/ Cilindro maestro 85 Slave Cylinder/ Cilindro secondario
--	--	-----------	------------------	--	--	---	--

GASOLONE

35 2.5 D		2476	59		92-0H-H49 A:225 (3 pcs) D:26 E:23 92-K0-026 A:240 (3 pcs) D:26 E:23	
35D11S			81	10.07 →	92-0H-H51 A:240 (3 pcs) D:22 E:20	85-0H-H10
FD29			65	10.07 →	92-0H-H51 A:240 (3 pcs) D:22 E:20	85-0H-H10



92 Clutch Kit




91 Flywheel



98 Clutch Kit + Flywheel



95 Master Cylinder



85 Slave Cylinder

NEW CODES - NEUE CODES - NOUVEAUX CODES - NUEVOS CODIGOS - NUOVI CODICI

		CC	KW HP			92 Clutch Kit/ Kit frizione 91 Flywheel/ Volano 98 Clutch Kit + Flywheel	95 Master Cylinder/ Cilindro maestro 85 Slave Cylinder/ Cilindro secondario
--	--	-----------	------------------	--	--	---	--

GA200 PICK UP

2.0 4X4		1997	93 125	01.10 →	92-05-510 (3 pcs) 92-05-510X	A:225 D:26 E:23	95-00-008
---------	--	------	-----------	---------	--	-----------------------	-----------

GX6 OFF ROAD

2.0 4X4		1997	93 126	01.10 →	92-05-510 (3 pcs) 92-05-510X	A:225 D:26 E:23	95-00-008
---------	--	------	-----------	---------	--	-----------------------	-----------

TROY

1.9 TD 4X4		1930	81 110	05.06 →	92-00-018 (3 pcs)	A:225 D:23 E:20	
2.0 16V		1997	93 126	05.06 →	92-05-510 (3 pcs) 92-05-510X	A:225 D:26 E:23	95-00-008

VICTORY

1.9 TD 4X4		1929	81 110	05.06 →	92-00-018 (3 pcs)	A:225 D:23 E:20	
2.0 16V		1997	93 126	05.06 →	92-05-510 (3 pcs) 92-05-510X	A:225 D:26 E:23	95-00-008

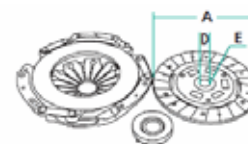
A = Disc diameter
 D = Disc centring diameter
 E = N. of disc teeth

A = Scheibendurchmesser
 D = Zentrierdurchmesser Scheibe
 E = Zähnezahl Scheibe

A = Diámetro disco
 D = Diámetro centrage disco
 E = Nº dientes disco

A = Diamètre du disque
 D = Diamètre centrage du disque
 E = Nbre de dents du disque

A = Diametro disco
 D = Diametro centraggio disco
 E = Nº denti disco





GREAT WALL

		CC	KW HP			92 Clutch Kit/ Kit frizione 91 Flywheel/ Volano 98 Clutch Kit + Flywheel	95 Master Cylinder/ Cilindro maestro 85 Slave Cylinder/ Cilindro secondario
--	--	-----------	------------------	--	--	---	--

HOVER

CUV 2.4		2351	93 126	01.07 →	92-05-510 (3 pcs) 92-05-510X	A:225 D:26 E:23	85-00-007 95-00-007
----------------	--	------	-----------	---------	--	-----------------------	--------------------------------------

STEED

2.4		2378	93 126	01.10 →	92-05-510 (3 pcs) 92-05-510X	A:225 D:26 E:23	85-00-007 95-00-007
------------	--	------	-----------	---------	--	-----------------------	--------------------------------------



92 Clutch Kit




91 Flywheel



98 Clutch Kit + Flywheel



95 Master Cylinder



85 Slave Cylinder

NEW CODES - NEUE CODES - NOUVEAUX CODES - NUEVOS CODIGOS - NUOVI CODICI

		CC	KW HP			92 Clutch Kit/ Kit frizione 91 Flywheel/ Volano 98 Clutch Kit + Flywheel	95 Master Cylinder/ Cilindro maestro 85 Slave Cylinder/ Cilindro secondario
--	--	-----------	------------------	--	--	---	--

ACCORD I (SJ, SY)

1.6 L/EX (SY)	EL EG	1602	59 80	01.78 → 09.83	92-04-406 (3 pcs) 92-04-407 (3 pcs)	A:200 D:22 E:21 A:200 D:22 E:21	→10.81 11.81→	85-04-400 95-04-400
---------------	----------	------	----------	---------------	--	--	------------------	--------------------------------------

ACCORD II (AC, AD)

1.6 EX (AC)	EZ	1598	65 88	09.83 → 10.85	92-04-405 (3 pcs)	A:200 D:22 E:21		
1.8 EX (AD)	ET1	1829	74 101	09.83 → 10.85	92-04-405 (3 pcs)	A:200 D:22 E:21		

ACCORD III (CA4, CA5)

1.6 L (CA4)		1598	65 88	11.85 → 12.89	92-04-405 (3 pcs) 92-04-423 (3 pcs)	A:200 D:22 E:21 A:200 D:22 E:21	→12.88 01.89→	
2.0 EX	A20A1	1955	75 102	10.87 → 12.89	92-04-417 (3 pcs) 92-04-413 (3 pcs)	A:210 D:22 E:21 A:210 D:22 E:21	01.89→	
2.0 EX (CA5)	A20A2	1955	78 106	11.85 → 05.89	92-04-413 (3 pcs)	A:210 D:22 E:21		
2.0 EX (CA5)	A20A1	1955	76 103	10.87 → 12.89	92-04-413 (3 pcs) 92-04-417 (3 pcs)	A:210 D:22 E:21 A:210 D:22 E:21	01.89→	
2.0 EXi (CA5)	A20A4	1955	90 122	11.85 → 12.87	92-04-413 (3 pcs)	A:210 D:22 E:21		
2.0 EXi (CA5)	A20A3	1955	85 116	10.87 → 12.89	92-04-413 (3 pcs)	A:210 D:22 E:21		

ACCORD IV (CB3, CB7)

1.8		1829	77 105	01.90 → 12.91	92-04-446 (3 pcs) 92-04-422 (3 pcs)	A:210 D:26 E:24 A:225 D:26 E:24		
2.0 16V (CB3)	F20A6	1997	66 90	01.90 → 03.93	92-04-422 (3 pcs)	A:225 D:26 E:24		85-04-402 95-04-402
2.0 16V (CB3)	F20A2 F20A3	1997	81 110	01.90 → 03.93	92-04-422 (3 pcs)	A:225 D:26 E:24		85-04-402 95-04-402

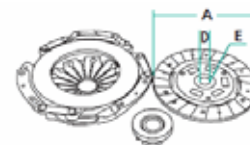
A = Disc diameter
D = Disc centring diameter
E = N. of disc teeth

A = Scheibendurchmesser
D = Zentrierdurchmesser Scheibe
E = Zahnzahl Scheibe

A = Diámetro disco
D = Diámetro centraje disco
E = Nº dientes disco

A = Diamètre du disque
D = Diamètre centrage du disque
E = Nbre de dents du disque

A = Diametro disco
D = Diametro centraggio disco
E = Nº denti disco





		CC	KW HP			92 Clutch Kit/ Kit frizione 91 Flywheel/ Volano 98 Clutch Kit + Flywheel	95 Master Cylinder/ Cilindro maestro 85 Slave Cylinder/ Cilindro secondario
--	--	-----------	------------------	--	--	---	--

ACCORD IV (CB3, CB7)

2.0 i 16V (CB3)	F20A4 F20A8	1997	98 133	01.90 → 03.93	92-04-422 (3 pcs)	A:225 D:26 E:24	85-04-402 95-04-402
2.2 i 16V (CB7)	F22A3	2156	110 150	01.90 → 03.93	92-04-422 (3 pcs)	A:225 D:26 E:24	85-04-402 95-04-402
2.2 i 16V Automatic (CB7)	F22A3	2156	108 147	01.90 → 03.93	92-04-422 (3 pcs)	A:225 D:26 E:24	85-04-402 95-04-402

ACCORD IV (CB8, CC)

2.0 i 16V (CC9)	F20Z3	1997	98 133	03.93 → 12.93	92-04-422 (3 pcs)	A:225 D:26 E:24	85-04-402 95-04-402
2.2 i 16V (CB8)	F22A8	2156	108 147	01.91 → 12.93	92-04-422 (3 pcs)	A:225 D:26 E:24	85-04-402 95-04-402
2.2 i 16V (CB8)	F22A7	2156	110 150	01.91 → 12.93	92-04-422 (3 pcs)	A:225 D:26 E:24	85-04-402 95-04-402

ACCORD IX

2.0	R20A3	1997	115 156	07.08 →	92-04-421 (3 pcs)	A:220 D:26 E:24	
2.2 i-DTEC	N22B1	2199	110 150	07.08 →	92-04-419 (3 pcs)	A:240 D:26 E:24	
2.4	K24Z3	2354	148 201	07.08 →	92-04-442 (3 pcs)	A:220 D:26 E:24	

ACCORD V (CC7)

2.0 i	F20Z2	1997	85 116	03.93 → 01.96	92-04-422 (3 pcs)	A:225 D:26 E:24	85-04-402 95-04-402
2.0 i S	F20Z1	1997	96 131	03.93 → 01.96	92-04-422 (3 pcs)	A:225 D:26 E:24	85-04-402 95-04-402
2.3 i SR	H23A3	2259	116 158	03.93 → 01.96	92-04-422 (3 pcs)	A:225 D:26 E:24	85-04-402 95-04-402

ACCORD V (CD7, CD9)

2.0 (DC9)	F20B3	1997	100 136	09.93 → 12.97	92-04-422 (3 pcs)	A:225 D:26 E:24	85-04-402 95-04-402
2.2 i ES	F22B5	2156	110 150	09.93 → 02.98	92-04-422 (3 pcs)	A:225 D:26 E:24	85-04-402 95-04-402

ACCORD V (CE)

2.0 i LS 16V (CE2)	F20B3	1997	100 136	09.93 → 02.98	92-04-422 (3 pcs)	A:225 D:26 E:24	85-04-402 95-04-402
2.2 i ES (CE1)	F22B5	2156	110 150	09.93 → 02.98	92-04-422 (3 pcs)	A:225 D:26 E:24	85-04-402 95-04-402



92 Clutch Kit




91 Flywheel



98 Clutch Kit + Flywheel



95 Master Cylinder



85 Slave Cylinder

		CC	KW HP			92 Clutch Kit/ Kit frizione 91 Flywheel/ Volano 98 Clutch Kit + Flywheel	95 Master Cylinder/ Cilindro maestro 85 Slave Cylinder/ Cilindro secondario
--	--	-----------	------------------	--	--	---	--

ACCORD VI (CE, CF)

1.9 i (CE7)	F18A3	1850	85 116	02.96 → 10.98	92-04-422 (3 pcs)	A:225 D:26 E:24	85-04-402 95-04-402
2.0 i LS (CE8)	F20Z1	1997	96 131	02.96 → 10.98	92-04-422 (3 pcs)	A:225 D:26 E:24	85-04-402 95-04-402
2.0 TDi (CF1)	20T2N	1994	77 105	04.96 → 10.98	92-04-459 (3 pcs)	A:225 D:25 E:24	85-04-402 95-04-402
2.2 i VTEC (CE9)	F22Z2	2156	110 150	02.96 → 10.98	92-04-422 (3 pcs)	A:225 D:26 E:24	85-04-402 95-04-402

ACCORD VII (CG)

1.6 i	D16B6	1590	85 116	10.98 → 12.02	92-04-431 (3 pcs)	A:210 D:22 E:20	95-04-417
1.8 i	F18B2	1850	100 136	10.98 → 12.02	92-04-422 (3 pcs)	A:225 D:26 E:24	95-04-417
2.0 i	F20B6	1997	108 147	10.98 → 01.01	92-04-422 (3 pcs)	A:225 D:26 E:24	95-04-417
2.0 i 16V	F20B5 F20B7	1997	108 147	02.98 → 06.03	92-04-422 (3 pcs)	A:225 D:26 E:24	85-04-402 95-04-417
2.0 Turbo DI	20T2N	1994	77 105	02.99 → 12.02	92-04-459 (3 pcs)	A:225 D:25 E:24	

ACCORD VII (CH)

2.0 (CH7)	F20B6	1997	108 147	12.99 → 12.02	92-04-422 (3 pcs)	A:225 D:26 E:24	95-04-417
2.0 TDi	20T2N	1994	77 105	12.99 → 10.00	92-04-459 (3 pcs)	A:225 D:25 E:24	

ACCORD VIII

2.0 (CL7)	K20A6	1998	114 155	02.03 →	92-04-458 (3 pcs)	A:220 D:26 E:24	85-04-411 95-04-403
2.2 i-CTDi	N22A1	2204	103 140	01.04 →	92-04-462 (3 pcs)	A:240 D:26 E:24	95-04-403
2.4 (CL9)	K24A K24A3	2354	140 190	02.03 →	92-04-457 (3 pcs)	A:225 D:26 E:24	85-04-411 95-04-403

ACCORD VIII Tourer

2.0 (CM1)	K20A6	1998	114 155	04.03 →	92-04-458 (3 pcs)	A:220 D:26 E:24	85-04-411 95-04-403
2.2 i-CTDi	N22A1	2204	103 140	01.04 →	92-04-462 (3 pcs)	A:240 D:26 E:24	95-04-403

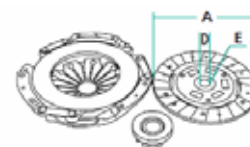
A = Disc diameter
D = Disc centring diameter
E = N. of disc teeth

A = Scheibendurchmesser
D = Zentrierdurchmesser Scheibe
E = Zahnzahl Scheibe

A = Diámetro disco
D = Diámetro centrage disco
E = N° dientes disco

A = Diamètre du disque
D = Diamètre centrage du disque
E = Nbre de dents du disque

A = Diametro disco
D = Diametro centraggio disco
E = N° denti disco





		CC	KW HP			92 Clutch Kit/ Kit frizione 91 Flywheel/ Volano 98 Clutch Kit + Flywheel	95 Master Cylinder/ Cilindro maestro 85 Slave Cylinder/ Cilindro secondario
--	--	-----------	------------------	--	--	---	--

ACCORD VIII Tourer

2.4 (CM2)	K24A	2354	140 190	04.03 →	92-04-457 (3 pcs)	A:225 D:26 E:24	85-04-411 95-04-403
-----------	------	------	------------	---------	-----------------------------	-----------------------	--------------------------------------

ACTY TN

0.6	EH	545	23 31	08.79 → 06.86	92-04-400 (3 pcs)	A:165 D:20 E:19	
-----	----	-----	----------	---------------	-----------------------------	-----------------------	--

BALLADE EV

1.3 AG / AJ				09.83 →	92-04-404 (3 pcs)	A:190 D:20 E:19	
-------------	--	--	--	---------	-----------------------------	-----------------------	--

BALLADE EW2 EW3

1.5 16V				01.83 → 12.89	92-04-404 (3 pcs)	A:190 D:20 E:19	
---------	--	--	--	---------------	-----------------------------	-----------------------	--

CIVIC I (SB, SS)

1200 (SB1)	EB1	1169	40 54	07.72 → 02.77	92-04-425 (3 pcs)	A:190 D:20 E:19	
1200 (SB2)	EB2	1238	40 54	03.77 → 12.80	92-04-425 (3 pcs)	A:190 D:20 E:19	
1200 (SB2)	EB3	1238	44 60	09.77 → 12.80	92-04-425 (3 pcs)	A:190 D:20 E:19	
1300 L (SS)	EN1	1335	44 60	09.79 → 09.83	92-04-425 (3 pcs)	A:190 D:20 E:19	

CIVIC I (SL)

1300 L	EN2	1335	33 45	09.80 → 09.83	92-04-426 (3 pcs)	A:190 D:20 E:19	01.82→
1300 L	EN1	1335	44 60	09.80 → 09.83	92-04-425 (3 pcs)	A:190 D:20 E:19	
1300 S	EN4	1335	52 71	10.79 → 12.84	92-04-425 (3 pcs)	A:190 D:20 E:19	01.82→

CIVIC I (WC)

1300	EN1	1335	44 60	09.79 → 09.83	92-04-425 (3 pcs)	A:190 D:20 E:19	
------	-----	------	----------	---------------	-----------------------------	-----------------------	--

CIVIC II (AL, AJ, AG, AH)

1.2 (AL)	D12B1 ZA2	1187	40 54	01.84 → 10.87	92-04-418 (3 pcs)	A:190 D:20 E:19	
1.3 (AG)	EV2	1342	52 71	10.83 → 10.87	92-04-404 (3 pcs)	A:190 D:20 E:19	
1.5 GL (AH)	EW2	1488	63 86	10.83 → 10.87	92-04-404 (3 pcs)	A:190 D:20 E:19	



92 Clutch Kit




91 Flywheel



98 Clutch Kit + Flywheel



95 Master Cylinder



85 Slave Cylinder

		CC	KW HP			92 Clutch Kit/ Kit frizione 91 Flywheel/ Volano 98 Clutch Kit + Flywheel	95 Master Cylinder/ Cilindro maestro 85 Slave Cylinder/ Cilindro secondario
--	--	-----------	------------------	--	--	---	--

CIVIC II (AL, AJ, AG, AH)

1.5 GT (AH)	EW3	1488	74 101	01.85 → 10.87	92-04-404 (3 pcs)	A:190 D:20 E:19	
1.5 GTI (AH)	EW4	1488	66 90	03.86 → 10.87	92-04-404 (3 pcs)	A:190 D:20 E:19	

CIVIC III (EC, ED, EE)

1.3 (EC8)	D13B1	1343	55 75	10.87 → 12.89	92-04-441 (3 pcs)	A:200 D:22 E:20	VIN 100001→200000	85-04-499 95-04-499
					92-04-461 (3 pcs)	A:210 D:22 E:20	VIN 200001→	
					92-04-420 (3 pcs)	A:190 D:22 E:21	→VIN 100000	
1.3 16 V (EC8) Cat.	D13B2	1343	55 75	09.89 → 09.91	92-04-420 (3 pcs)	A:190 D:22 E:21	→VIN 100000	85-04-499 95-04-499
					92-04-441 (3 pcs)	A:200 D:22 E:20	VIN 100001→200000	
					92-04-461 (3 pcs)	A:210 D:22 E:20	VIN 200001→	
1.4 L (EC9)	D14A1	1396	66 90	10.87 → 12.89	92-04-441 (3 pcs)	A:200 D:22 E:20		85-04-499 95-04-499
1.5 i 16V	D15B2	1493	66 90	10.88 → 09.91	92-04-416 (3 pcs)	A:210 D:22 E:20	01.90→	85-04-499 95-04-499
					92-04-441 (3 pcs)	A:200 D:22 E:20	→12.89	
1.5 i 16V (ED6)	D15B2	1493	69 94	10.88 → 09.91	92-04-416 (3 pcs)	A:210 D:22 E:20	01.90→	85-04-499 95-04-499
1.6 i 16V	D16A9 D16A7	1590	96 130	09.87 → 09.91	92-04-420 (3 pcs)	A:190 D:22 E:21		95-04-499
					92-04-416 (3 pcs)	A:210 D:22 E:20		
1.6 i 16V (ED7)	D16A6	1590	80 109	10.87 → 09.91	92-04-416 (3 pcs)	A:210 D:22 E:20	01.90→	85-04-499 95-04-499
					92-04-420 (3 pcs)	A:190 D:22 E:21	→12.89	
1.6 i 16V (ED7)	D16Z2	1590	81 110	10.87 → 09.91	92-04-416 (3 pcs)	A:210 D:22 E:20	01.90→	85-04-499 95-04-499
1.6 i 16V Vtec (EE9)	B16A1	1595	110 150	10.89 → 09.91	92-04-451 (3 pcs)	A:220 D:25 E:24		85-04-499 95-04-499

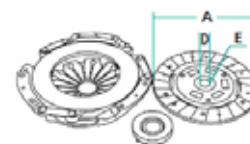
A = Disc diameter
D = Disc centring diameter
E = N. of disc teeth

A = Scheibendurchmesser
D = Zentrierdurchmesser Scheibe
E = Zähnezahl Scheibe

A = Diámetro disco
D = Diámetro centraje disco
E = Nº dientes disco

A = Diamètre du disque
D = Diamètre centrage du disque
E = Nbre de dents du disque

A = Diametro disco
D = Diametro centraggio disco
E = Nº denti disco





		CC	KW HP			92 Clutch Kit/ Kit frizione 91 Flywheel/ Volano 98 Clutch Kit + Flywheel	95 Master Cylinder/ Cilindro maestro 85 Slave Cylinder/ Cilindro secondario
--	--	-----------	------------------	--	--	---	--

CIVIC III (ED)

1.3	D13B1	1343	55 75	10.87 → 12.89	92-04-441 (3 pcs) 92-04-420 (3 pcs) 92-04-461 (3 pcs)	A:200 D:22 E:20 A:190 D:22 E:21 A:210 D:22 E:20	VIN 1000000→2000000 →VIN 1000000 VIN 2000000→	85-04-499 95-04-499
1.3 16V (D13B1)				01.90 →	92-04-447 (3 pcs)	A:200 D:22 E:20		85-04-499 95-04-499
1.4 L (ED2)	D14A1	1396	66 90	10.87 → 12.89	92-04-441 (3 pcs)	A:200 D:22 E:20		85-04-499 95-04-499
1.5 i 16V	D15B2	1493	66 90	10.87 → 09.91	92-04-416 (3 pcs) 92-04-441 (3 pcs)	A:210 D:22 E:20 A:200 D:22 E:20	01.90→ →12.89	85-04-499 95-04-499
1.5 i 16V (ED3)	D15B2	1493	69 94	10.87 → 09.91	92-04-416 (3 pcs) 92-04-441 (3 pcs)	A:210 D:22 E:20 A:200 D:22 E:20	01.90→ →01.90	85-04-499 95-04-499
1.6 i 16V	D16A7	1590	96 130	09.87 → 09.91	92-04-416 (3 pcs)	A:210 D:22 E:20		95-04-499
1.6 i 16V (ED4)	D16Z2	1590	81 110	10.87 → 09.91	92-04-416 (3 pcs)	A:210 D:22 E:20	01.90→	85-04-499 95-04-499
1.6 i 16V (ED4)	D16A6	1590	80 109	11.87 → 09.91	92-04-420 (3 pcs)	A:190 D:22 E:21		85-04-499 95-04-499
1.6 i 16V 4x4	D16A6	1590	80 109	10.89 → 09.91	92-04-414 (3 pcs)	A:200 D:22 E:20		95-04-499

CIVIC IV (EG)

1.3 16V (EG3)	D13B2	1343	55 75	10.91 → 11.95	92-04-441 (3 pcs)	A:200 D:22 E:20		85-04-499 95-04-499
1.5 i 16V	D15B2 D15Z2	1493	66 90	10.91 → 11.95	92-04-431 (3 pcs)	A:210 D:22 E:20		85-04-499 95-04-499
1.5 i 16V (EG4)	D15Z1 D15B2	1493	69 94	10.91 → 11.95	92-04-431 (3 pcs)	A:210 D:22 E:20	01.93→ 01.93→	85-04-499 95-04-499
1.6 16V Vtec (EG5)	D16Z6	1590	92 125	10.91 → 11.95	92-04-431 (3 pcs)	A:210 D:22 E:20		85-04-499 95-04-499
1.6 VTi 16V (EG6)	B16A2	1595	118 160	10.91 → 11.95	92-04-436 (3 pcs)	A:220 D:26 E:24		85-04-499 95-04-499



92 Clutch Kit



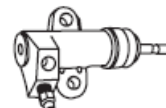
91 Flywheel



98 Clutch Kit + Flywheel



95 Master Cylinder



85 Slave Cylinder

		CC	KW HP			92 Clutch Kit/ Kit frizione 91 Flywheel/ Volano 98 Clutch Kit + Flywheel	95 Master Cylinder/ Cilindro maestro 85 Slave Cylinder/ Cilindro secondario
--	--	-----------	------------------	--	--	---	--

CIVIC IV (EG, EH)

1.5 i 16V (EG8)	D15Z1 D15B2	1493	69 94	10.91 → 11.95	92-04-431 (3 pcs)	A:210 D:22 E:20	85-04-499 95-04-499	01.93→ 01.93→
1.6 16V Vtec (EH9)	D16Z7 D16Z6	1590	92 125	10.91 → 11.95	92-04-431 (3 pcs)	A:210 D:22 E:20	85-04-499 95-04-499	01.93→ 01.93→
1.6 VTi (EG9)	B16A2	1595	118 160	10.91 → 11.95	92-04-436 (3 pcs)	A:220 D:26 E:24	85-04-499 95-04-499	

CIVIC IV (EJ)

1.5 i LSi (EJ2)	D15B7	1493	74 101	01.94 → 11.95	92-04-431 (3 pcs)	A:210 D:22 E:20	85-04-499 95-04-499	
1.6 i (EJ6)	D16Y7	1590	77 105	01.94 → 11.95	92-04-431 (3 pcs)	A:210 D:22 E:20	85-04-499	
1.6 i Vtec (EJ1)	D16Z9 D16Y6	1590	92 125	01.94 → 03.96	92-04-431 (3 pcs)	A:210 D:22 E:20	85-04-499 95-04-499	

CIVIC IV (MA, MB)

1.4 i (MA8)	D14A2	1396	66 90	09.94 → 01.97	92-04-431 (3 pcs)	A:210 D:22 E:20	85-04-499 95-04-499	
1.4 i (MA8)	D14A5	1396	55 75	09.95 → 01.97	92-04-431 (3 pcs)	A:210 D:22 E:20	85-04-499 95-04-499	
1.5 i Vtec-E (MA9)	D15Z3	1493	66 90	09.94 → 01.97	92-04-431 (3 pcs)	A:210 D:22 E:20	85-04-499 95-04-499	
1.6 i (MB1)	D16Y3	1590	83 113	09.94 → 01.97	92-04-431 (3 pcs)	A:210 D:22 E:20	85-04-499 95-04-499	
1.6 i Vtec (MB1)	D16Y2	1590	93 126	09.94 → 01.97	92-04-431 (3 pcs)	A:210 D:22 E:20	85-04-499 95-04-499	

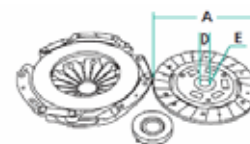
CIVIC Shuttle I (AN, AR)

1.5 (AN)	EW2	1488	63 86	10.83 → 10.87	92-04-408 (3 pcs)	A:190 D:20 E:19		
1.5 4WD (AR)	EW2	1488	63 86	01.85 → 10.87	92-04-415 (3 pcs)	A:190 D:20 E:19		

CIVIC Shuttle II (EE)

1.4 i 16V (EE1)	D14A1	1396	66 90	01.88 → 12.92	92-04-452 (3 pcs)	A:190 D:22 E:21		
1.5 i 16V (EE2)	D15B2	1493	69 94	01.88 → 11.91	92-04-441 (3 pcs)	A:200 D:22 E:20	85-04-499 95-04-499	

A = Disc diameter **A** = Scheibendurchmesser **A** = Diámetro disco **A** = Diamètre du disque **A** = Diametro disco
D = Disc centring diameter **D** = Zentrierdurchmesser Scheibe **D** = Diámetro centraje disco **D** = Diamètre centrage du disque **D** = Diametro centraggio disco
E = N. of disc teeth **E** = Zähnezahl Scheibe **E** = N° dientes disco **E** = Nbre de dents du disque **E** = N° denti disco





		CC	KW HP			92 Clutch Kit/ Kit frizione 91 Flywheel/ Volano 98 Clutch Kit + Flywheel	95 Master Cylinder/ Cilindro maestro 85 Slave Cylinder/ Cilindro secondario
--	--	-----------	------------------	--	--	---	--

CIVIC Shuttle II (EE)

1.6 16V 4WD D16Z2		1600		01.90 →	92-04-448 (3 pcs) 92-04-449 (3 pcs)	A:200 D:22 E:21 A:210 D:22 E:20	
1.6 i 16V 4WD (EE4)	D16A6	1590	80 109	01.88 → 12.89	92-04-414 (3 pcs) 92-04-448 (3 pcs)	A:200 D:22 E:20 A:200 D:22 E:21	
1.6 i 16V 4WD (EE4)	D16A6	1590	81 110	01.88 → 02.95	92-04-448 (3 pcs) 92-04-414 (3 pcs)	A:200 D:22 E:21 A:200 D:22 E:20	

CIVIC V (EJ6, EJ8)

1.6 i	D16Y7	1590	77 105	03.96 → 03.00	92-04-431 (3 pcs)	A:210 D:22 E:20	85-04-499 95-04-499
1.6 i Vtec	B16A2	1595	118 160	04.99 → 12.00	92-04-436 (3 pcs)	A:220 D:26 E:24	85-04-499 95-04-499
1.6 i Vtec	D16Y8	1590	92 125	03.96 → 03.00	92-04-431 (3 pcs)	A:210 D:22 E:20	85-04-499 95-04-499

CIVIC V (EJ9, EK3/4)

1.4 i (EJ9)	D14A4 D14Z2	1396	66 90	11.95 → 02.01	92-04-438 (3 pcs)	A:200 D:22 E:20	85-04-499 95-04-499
1.5 i (EK3)	D15Z6	1493	84 114	11.95 → 02.01	92-04-456 (3 pcs)	A:200 D:22 E:20	85-04-499 95-04-499
1.6 i Vtec	D16Y8 D16Y6	1590	92 125	11.95 → 02.01	92-04-431 (3 pcs)	A:210 D:22 E:20	85-04-499 95-04-499
1.6 VTi (EK4)	B16A2	1595	118 160	11.95 → 02.01	92-04-436 (3 pcs)	A:220 D:26 E:24	85-04-499 95-04-499

CIVIC V (MB)

1.4 16V (MB2)	D14A7	1396	55 75	01.97 → 02.01	92-04-431 (3 pcs)	A:210 D:22 E:20	85-04-499 95-04-499
1.4 16V (MB2)	D14A8	1396	66 90	01.97 → 02.01	92-04-431 (3 pcs)	A:210 D:22 E:20	85-04-499 95-04-499
1.5 16V (MB3)	D15Z8	1493	84 114	01.97 → 02.01	92-04-431 (3 pcs)	A:210 D:22 E:20	85-04-499 95-04-499
1.6 16V (MB4)	D16B2	1590	85 116	01.97 → 02.01	92-04-431 (3 pcs)	A:210 D:22 E:20	85-04-499 95-04-499



92 Clutch Kit




91 Flywheel



98 Clutch Kit + Flywheel



95 Master Cylinder



85 Slave Cylinder

		CC	KW HP			92 Clutch Kit/ Kit frizione 91 Flywheel/ Volano 98 Clutch Kit + Flywheel	95 Master Cylinder/ Cilindro maestro 85 Slave Cylinder/ Cilindro secondario
--	--	-----------	------------------	--	--	---	--

CIVIC V (MB)

1.6 VTi	B16A2	1595	118 160	01.97 → 02.01	92-04-431 (3 pcs)	A:210 D:22 E:20	85-04-499 95-04-499
1.8 16V (MB6)	B18C4	1797	124 169	01.97 → 02.01	92-04-440 (3 pcs)	A:220 D:26 E:24	85-04-499 95-04-499
2.0 i TD (MB7)	20T2R	1994	63 86	01.97 → 02.01	92-04-459 (3 pcs)	A:225 D:25 E:24	85-04-499 95-04-499

CIVIC VI

1.4 (ES4)	D14Z5	1396	66 90	02.01 → 09.05	92-04-453 (3 pcs)	A:200 D:22 E:20	VIN 1000001→2000000	85-04-404 95-04-404
					92-04-454 (3 pcs)	A:210 D:22 E:20	VIN 2000001→	
					92-04-452 (3 pcs)	A:190 D:22 E:21	→VIN 1000000	
1.6	D16V1	1590	81 110	02.01 → 09.05	92-04-431 (3 pcs)	A:210 D:22 E:20		85-04-404 95-04-404
1.6	R16A1	1586	84 114	09.05 → 09.05	92-04-431 (3 pcs)	A:210 D:22 E:20		85-04-404 95-04-404
1.8		1798	103 140	09.05 → 09.05	92-04-463 (3 pcs)	A:215 D:22 E:20		

CIVIC VI (EJ,EK)

1.4 i (EJ9)	D14A3 D14Z1	1396	55 75	11.95 → 02.01	92-04-431 (3 pcs)	A:210 D:22 E:20		85-04-499 95-04-499
1.4 i S (EJ9)	D14A4 D14Z2	1396	66 90	11.95 → 02.01	92-04-438 (3 pcs)	A:200 D:22 E:20		85-04-499 95-04-499
1.5 i (EK3)	D15Z6	1493	84 114	11.95 → 02.01	92-04-456 (3 pcs)	A:200 D:22 E:20		85-04-499 95-04-499
1.6 i (EK1)	D16Y5	1590	84 114	11.95 → 02.01	92-04-431 (3 pcs)	A:210 D:22 E:20		85-04-499 95-04-499
1.6 VTi (EK4)	B16A2	1595	118 160	11.95 → 02.01	92-04-436 (3 pcs)	A:220 D:26 E:24		85-04-499 95-04-499

CIVIC VI (EM)

1.6 i	D16V1	1590	81 110	02.01 → 12.05	92-04-431 (3 pcs)	A:210 D:22 E:20		85-04-404 95-04-415
1.7 i	D17A8	1668	88 120	05.01 → 12.05	92-04-431 (3 pcs)	A:210 D:22 E:20		85-04-404 95-04-415
1.7 i VTEC	D17A5 D17A9	1668	92 125	05.01 → 12.05	92-04-431 (3 pcs)	A:210 D:22 E:20		85-04-404 95-04-415

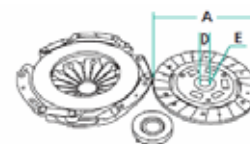
A = Disc diameter
D = Disc centring diameter
E = N. of disc teeth

A = Scheibendurchmesser
D = Zentrierdurchmesser Scheibe
E = Zahnzahl Scheibe

A = Diámetro disco
D = Diámetro centraje disco
E = N° dientes disco

A = Diamètre du disque
D = Diamètre centrage du disque
E = Nbre de dents du disque

A = Diametro disco
D = Diametro centraggio disco
E = N° denti disco





		CC	KW HP			92 Clutch Kit/ Kit frizione 91 Flywheel/ Volano 98 Clutch Kit + Flywheel	95 Master Cylinder/ Cilindro maestro 85 Slave Cylinder/ Cilindro secondario
--	--	-----------	------------------	--	--	---	--

CIVIC VI (EU_, EP_)

1.4 i	D14Z6	1396	55 75	02.01 → 09.05	92-04-452 (3 pcs) 92-04-453 (3 pcs) 92-04-454 (3 pcs)	A:190 D:22 E:21 A:200 D:22 E:20 A:210 D:22 E:20	→VIN 1000000 VIN 1000001→2000000 VIN 2000001→	85-04-404 95-04-404
1.4 iS (EP1)	D14Z5 D14Z6	1396	66 90	02.01 → 09.05	92-04-453 (3 pcs)	A:200 D:22 E:20		85-04-404 95-04-404
1.6 i	D16V1	1590	81 110	02.01 → 09.05	92-04-431 (3 pcs)	A:210 D:22 E:20		85-04-404 95-04-404
1.7 CTDi	4EE-2	1686	74 100	01.02 → 09.05	92-04-465 (3 pcs)	A:215 D:25 E:14		95-04-404

CIVIC VI (MB,MC)

1.4 16V (MB8)	D14A7	1396	55 75	04.98 → 02.01	92-04-431 (3 pcs)	A:210 D:22 E:20		85-04-499 95-04-499
1.4 16V (MB8)	D14A8	1396	66 90	04.98 → 02.01	92-04-431 (3 pcs)	A:210 D:22 E:20		85-04-499 95-04-499
1.5 16V (MB9)	D15Z8	1493	84 114	04.98 → 02.01	92-04-431 (3 pcs)	A:210 D:22 E:20		85-04-499 95-04-499
1.6 16V (MC1)	D16B2	1590	85 116	04.98 → 02.01	92-04-431 (3 pcs)	A:210 D:22 E:20		85-04-499 95-04-499
1.8 16V (MC2)	B18C4	1797	124 169	04.98 → 02.01	92-04-440 (3 pcs)	A:220 D:26 E:24		85-04-499 95-04-499
2.0 i D (MC3)	20T2N	1994	77 105	04.98 → 02.01	92-04-459 (3 pcs)	A:225 D:25 E:24		85-04-499 95-04-499

CIVIC VII

1.8	R18A2	1799	103 140	01.06 →	92-04-463 (3 pcs)	A:215 D:22 E:20		
1.8	R18A1	1798	103 140	09.05 →	92-04-463 (3 pcs)	A:215 D:22 E:20		
2.2 CTDi	N22A2	2204	103 140	01.06 →	92-04-462 (3 pcs) 98-04-400 91-04-400	A:240 D:26 E:24	Dual-mass flywheel Volano bimassa	

CONCERTO (HW)

1.4	D14A1 D14A8	1396	66 90	08.89 → 10.91	92-04-499 (3 pcs)	A:200 D:22 E:20		
-----	----------------	------	----------	---------------	-----------------------------	-----------------------	--	--



92 Clutch Kit




91 Flywheel



98 Clutch Kit + Flywheel



95 Master Cylinder



85 Slave Cylinder

		CC	KW HP			92 Clutch Kit/ Kit frizione 91 Flywheel/ Volano 98 Clutch Kit + Flywheel	95 Master Cylinder/ Cilindro maestro 85 Slave Cylinder/ Cilindro secondario
--	--	-----------	------------------	--	--	---	--

CONCERTO (HW)

1.4	D14A1	1396	61 83	10.89 → 10.92	92-04-499 (3 pcs)	A:200 D:22 E:20	
1.5 i 16V	D15B2	1493	66 90	08.89 → 03.95	92-04-499 (3 pcs)	A:200 D:22 E:20	
1.6 16V	D16Z2	1590	78 106	08.89 → 03.95	92-04-499 (3 pcs)	A:200 D:22 E:20	
1.6 i 16V	D16A8	1590	90 122	08.89 → 03.95	92-04-499 (3 pcs)	A:200 D:22 E:20	
1.6 i 16V	D16Z2	1590	82 112	08.89 → 03.95	92-04-499 (3 pcs)	A:200 D:22 E:20	

CR-V I (RD)

2.0 16V (RD1, RD3)	B20B	1973	94 128	10.95 → 01.99	92-04-440 (3 pcs)	A:220 D:26 E:24	01.97→ 85-04-499 95-04-414
2.0 16V (RD1, RD3)	B20Z1	1973	108 147	01.99 → 02.02	92-04-440 (3 pcs)	A:220 D:26 E:24	85-04-499 95-04-414

CR-V II

2.0	K20A4	1998	110 150	07.02 → 09.06	92-04-464 (3 pcs)	A:230 D:26 E:24	85-04-411 95-04-403
2.2 CTDi	N22A2	2204	103 140	02.05 → 09.06	92-04-462 (3 pcs) 98-04-400 91-04-400	A:240 D:26 E:24 Dual-mass flywheel Volano bimassa	95-04-403
2.2 i-CTDi	N22A2	2204	103 140	01.07 →	92-04-462 (3 pcs) 98-04-400 91-04-400	A:240 D:26 E:24 Dual-mass flywheel Volano bimassa	

CRX I (AF, AS)

1.5 i (AF)	EW3	1488	74 101	10.83 → 11.86	92-04-408 (3 pcs)	A:190 D:20 E:19	
1.6 i 16V (AS)	ZC1	1590	92 125	03.86 → 10.87	92-04-420 (3 pcs)	A:190 D:22 E:21	

CRX II (ED, EE)

1.6 i 16V (ED9)	D16Z5	1590	91 124	10.87 → 02.92	92-04-420 (3 pcs)	A:190 D:22 E:21	95-04-499
1.6 i 16V (ED9)	D16A8 D16A9	1590	96 131	10.87 → 12.89	92-04-420 (3 pcs)	A:190 D:22 E:21	95-04-499

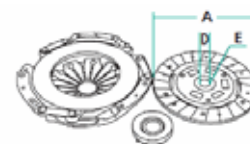
A = Disc diameter
D = Disc centring diameter
E = N. of disc teeth

A = Scheibendurchmesser
D = Zentrierdurchmesser Scheibe
E = Zahnzahl Scheibe

A = Diámetro disco
D = Diámetro centrage disco
E = N° dientes disco

A = Diamètre du disque
D = Diamètre centrage du disque
E = Nbre de dents du disque

A = Diametro disco
D = Diametro centraggio disco
E = N° denti disco





HONDA

		CC	KW HP			92 Clutch Kit/ Kit frizione 91 Flywheel/ Volano 98 Clutch Kit + Flywheel	95 Master Cylinder/ Cilindro maestro 85 Slave Cylinder/ Cilindro secondario
--	--	-----------	------------------	--	--	---	--

CRX II (ED, EE)

1.6 i 16V Vtec (EE8)	B16A1	1595	110 150	10.89 → 02.92	92-04-436 (3 pcs)	A:220 D:26 E:24	95-04-499
----------------------	-------	------	------------	---------------	-----------------------------	-----------------------	------------------

CRX III (EH, EG)

1.6 ESi (EH6)	D16Y8 D16Z6	1590	92 125	03.92 → 12.98	92-04-456 (3 pcs)	A:200 D:22 E:20	85-04-499 95-04-499
---------------	----------------	------	-----------	---------------	-----------------------------	-----------------------	--------------------------------------

1.6 i VTi (EG2)	B16A2	1595	118 160	03.92 → 12.98	92-04-436 (3 pcs)	A:220 D:26 E:24	85-04-499 95-04-499
-----------------	-------	------	------------	---------------	-----------------------------	-----------------------	--------------------------------------

FR-V

1.7	D17A2	1668	92 125	02.05 →	92-04-431 (3 pcs)	A:210 D:22 E:20	85-04-404 95-04-403
-----	-------	------	-----------	---------	-----------------------------	-----------------------	--------------------------------------

2.0	K20A9	1998	110 150	02.05 →	92-04-458 (3 pcs)	A:220 D:26 E:24	85-04-411 95-04-403
-----	-------	------	------------	---------	-----------------------------	-----------------------	--------------------------------------

2.2 i CTDi	N22A1	2204	103 140	07.05 →	92-04-462 (3 pcs)	A:240 D:26 E:24	95-04-403
------------	-------	------	------------	---------	-----------------------------	-----------------------	------------------

HR-V (GH)

1.6 16V	D16W1	1590	77 105	03.99 →	92-04-431 (3 pcs)	A:210 D:22 E:20	85-04-499 95-04-406
---------	-------	------	-----------	---------	-----------------------------	-----------------------	--------------------------------------

1.6 16V 4WD	D16W1	1590	77 105	03.99 →	92-04-431 (3 pcs)	A:210 D:22 E:20	85-04-499 95-04-406
-------------	-------	------	-----------	---------	-----------------------------	-----------------------	--------------------------------------

1.6 16V 4WD	D16W5	1590	91 124	10.99 →	92-04-431 (3 pcs)	A:210 D:22 E:20	85-04-499 95-04-406
-------------	-------	------	-----------	---------	-----------------------------	-----------------------	--------------------------------------

INTEGRA

2.0	K20A3	1998	118 160	02.02 →	92-04-405 (3 pcs)	A:200 D:22 E:21	85-04-411
-----	-------	------	------------	---------	-----------------------------	-----------------------	------------------

2.0 16V Type-R		1998	162 220	02.02 →	92-04-405 (3 pcs)	A:200 D:22 E:21	
----------------	--	------	------------	---------	-----------------------------	-----------------------	--

INTEGRA (DA_)

1.5	D15A1	1488	63 86	10.85 → 08.89	92-04-404 (3 pcs)	A:190 D:20 E:19	
-----	-------	------	----------	---------------	-----------------------------	-----------------------	--

1.6	D16A3	1590	88 120	03.86 → 08.89	92-04-404 (3 pcs)	A:190 D:20 E:19	
-----	-------	------	-----------	---------------	-----------------------------	-----------------------	--

INTEGRA (DC2)

1.8 Type-R	B18C6	1797	140 190	11.97 → 10.01	92-04-450 (3 pcs)	A:210 D:26 E:24	85-04-499 95-04-408
------------	-------	------	------------	---------------	-----------------------------	-----------------------	--------------------------------------

JAZZ

1.2	L12B1	1198	66 90	07.08 →	92-04-433 (3 pcs)	A:190 D:22 E:20	
-----	-------	------	----------	---------	-----------------------------	-----------------------	--



92 Clutch Kit



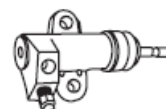
91 Flywheel



98 Clutch Kit + Flywheel



95 Master Cylinder



85 Slave Cylinder

NEW CODES - NEUE CODES - NOUVEAUX CODES - NUEVOS CODIGOS - NUOVI CODICI

		CC	KW HP			92 Clutch Kit/ Kit frizione 91 Flywheel/ Volano 98 Clutch Kit + Flywheel	95 Master Cylinder/ Cilindro maestro 85 Slave Cylinder/ Cilindro secondario
--	--	-----------	------------------	--	--	---	--

JAZZ

1.4	L13Z1	1339	73 100	07.08 →	92-04-433 (3 pcs)	A:190 D:22 E:20	
-----	-------	------	-----------	---------	-----------------------------	-----------------------	--

JAZZ (AA)

56 1.2	ER1	1231	41 56	10.83 → 10.86	92-04-404 (3 pcs)	A:190 D:20 E:19	
--------	-----	------	----------	---------------	-----------------------------	-----------------------	--

JAZZ (GD)

1.2	L12A1	1243	57 78	03.02 →	92-04-460 (3 pcs)	A:190 D:22 E:20	85-04-405 95-04-418
1.4	L13A1	1339	61 83	03.02 →	92-04-460 (3 pcs)	A:190 D:22 E:20	85-04-405 95-04-418

LEGEND I (HS, KA)

2.5 i (HS)	C25A2	2494	127 173	02.87 → 06.88	92-04-432 (3 pcs)	A:225 D:25,5 E:24	85-04-406
2.5 i (HS)	C25A1	2494	110 150	01.86 → 12.87	92-04-432 (3 pcs)	A:225 D:25,5 E:24	85-04-406
2.7 i 24V (KA4)	C27A1	2675	124 169	01.88 → 12.90	92-04-432 (3 pcs)	A:225 D:25,5 E:24	85-04-408 95-04-419

LEGEND I (KA3)

2.7 i 24V	C27A1	2675	124 169	10.87 → 12.90	92-04-432 (3 pcs)	A:225 D:25,5 E:24	85-04-406 95-04-419
-----------	-------	------	------------	---------------	-----------------------------	-------------------------	--------------------------------------

LEGEND II (KA7)

3.2 i 24V	C32A2	3206	151 205	01.91 → 02.96	92-04-439 (3 pcs)	A:240 D:26 E:24	85-04-408 95-04-410
-----------	-------	------	------------	---------------	-----------------------------	-----------------------	--------------------------------------

LEGEND II (KA8)

3.2 i 24V	C32A2	3206	151 205	01.91 → 02.96	92-04-439 (3 pcs)	A:240 D:26 E:24	85-04-408 95-04-410
-----------	-------	------	------------	---------------	-----------------------------	-----------------------	--------------------------------------

LOGO (GA3)

1.3	D13B7	1343	48 65	03.99 → 03.02	92-04-441 (3 pcs)	A:200 D:22 E:20	
-----	-------	------	----------	---------------	-----------------------------	-----------------------	--

PRELUDE I (SN)

1.6	EL EL14	1602	59 80	11.78 → 10.82	92-04-406 (3 pcs)	A:200 D:22 E:21	→06.80	85-04-400 95-04-401
					92-04-407 (3 pcs)	A:200 D:22 E:21	06.80→	

PRELUDE II (AB)

1.8 EX	ET3 ET4	1829	74 101	11.85 → 04.87	92-04-405 (3 pcs)	A:200 D:22 E:21	
--------	------------	------	-----------	---------------	-----------------------------	-----------------------	--

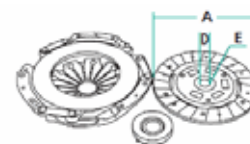
A = Disc diameter
D = Disc centring diameter
E = N. of disc teeth

A = Scheibendurchmesser
D = Zentrierdurchmesser Scheibe
E = Zähnezahl Scheibe

A = Diámetro disco
D = Diámetro centrage disco
E = N° dientes disco

A = Diamètre du disque
D = Diamètre centrage du disque
E = Nbre de dents du disque

A = Diametro disco
D = Diametro centraggio disco
E = N° denti disco





HONDA

		CC	KW HP			92 Clutch Kit/ Kit frizione 91 Flywheel/ Volano 98 Clutch Kit + Flywheel	95 Master Cylinder/ Cilindro maestro 85 Slave Cylinder/ Cilindro secondario
--	--	-----------	------------------	--	--	---	--

PRELUDE II (AB)

1.8 EX	ET3 ET2	1829	77 105	11.83 → 04.87	92-04-405 (3 pcs)	A:200 D:22 E:21	
--------	------------	------	-----------	---------------	-----------------------------	-----------------------	--

PRELUDE III (BA)

2.0 (BA4)	B20A4	1958	84 114	08.87 → 01.92	92-04-434 (3 pcs)	A:210 D:25 E:24	85-04-409 95-04-412
2.0 EX (BA4)	B20A3	1958	80 109	04.87 → 01.92	92-04-434 (3 pcs)	A:210 D:25 E:24	85-04-409 95-04-412
2.0 i EX 16V	B20A7	1958	110 150	10.87 → 12.90	92-04-434 (3 pcs)	A:210 D:25 E:24	85-04-409 95-04-412
2.0 i EX 16V	B20A1	1958	101 137	04.86 → 12.87	92-04-435 (3 pcs)	A:210 D:25 E:24	85-04-409 95-04-412
2.0 i EX 16V (BA2)	B20A1	1958	101 137	04.86 → 12.87	92-04-435 (3 pcs)	A:210 D:25 E:24	85-04-409 95-04-412
2.0 i EX 16V (BA4)	B20A9	1958	103 140	04.90 → 01.92	92-04-434 (3 pcs)	A:210 D:25 E:24	85-04-409 95-04-412
2.0 i EX 16V (BA4) Cat.	B20A5	1958	101 137	04.87 → 01.92	92-04-434 (3 pcs)	A:210 D:25 E:24	85-04-409 95-04-412

PRELUDE IV (BB)

2.0 i 16V (BB3)	F20A4	1997	98 133	02.92 → 09.96	92-04-437 (3 pcs)	A:220 D:26 E:24	85-04-402 95-04-402
2.2 i 16V Vtec (BB1)	H22A2	2157	136 185	02.93 → 09.96	92-04-437 (3 pcs)	A:220 D:26 E:24	85-04-402 95-04-402
2.3 i 16V (BB2)	H23A2	2259	118 160	02.92 → 09.96	92-04-437 (3 pcs)	A:220 D:26 E:24	85-04-402 95-04-402

PRELUDE V (BB)

2.0 16V (BB9)	F20A4	1997	98 133	10.96 → 10.00	92-04-424 (3 pcs)	A:210 D:26 E:24	85-04-402 95-04-402
2.2 16V	H22A5	2157	147 200	10.96 → 10.00	92-04-430 (3 pcs)	A:210 D:26 E:24	85-04-402 95-04-402
2.2 16V (BB6, BB8)	H22A5	2157	136 185	10.96 → 10.00	92-04-430 (3 pcs)	A:210 D:26 E:24	85-04-402 95-04-402

QUINTET (SU)

1.6 EX	EL	1602	59 80	02.80 → 12.84	92-04-406 (3 pcs)	A:200 D:22 E:21	→09.81
					92-04-407 (3 pcs)	A:200 D:22 E:21	10.81→



92 Clutch Kit




91 Flywheel



98 Clutch Kit + Flywheel



95 Master Cylinder



85 Slave Cylinder

NEW CODES - NEUE CODES - NOUVEAUX CODES - NUEVOS CODIGOS - NUOVI CODICI

HONDA



		CC	KW HP			92 Clutch Kit/ Kit frizione 91 Flywheel/ Volano 98 Clutch Kit + Flywheel	95 Master Cylinder/ Cilindro maestro 85 Slave Cylinder/ Cilindro secondario
--	--	-----------	------------------	--	--	---	--

S2000 (AP)

2.0	F20C VTEC	1997	177 240	06.99 →	92-04-494 (3 pcs)	A:210 D:26 E:24	85-04-410 95-04-413
------------	--------------	------	------------	---------	-----------------------------	-----------------------	--------------------------------------

SHUTTLE (RA)

2.2 16V	F22B8	2156	110 150	10.94 → 02.98	92-04-415 (3 pcs)	A:190 D:20 E:19	
----------------	-------	------	------------	---------------	-----------------------------	-----------------------	--

STREAM (RN)

1.7 16V	D17A2	1668	92 125	05.01 →	92-04-431 (3 pcs)	A:210 D:22 E:20	85-04-404 95-04-403
2.0 16V	K20A1	1998	115 156	05.01 →	92-04-455 (3 pcs)	A:220 D:26 E:24	85-04-411 95-04-403

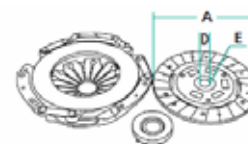
A = Disc diameter
D = Disc centring diameter
E = N. of disc teeth

A = Scheibendurchmesser
D = Zentrierdurchmesser Scheibe
E = Zähnezahl Scheibe

A = Diámetro disco
D = Diámetro centrage disco
E = N° dientes disco

A = Diamètre du disque
D = Diamètre centrage du disque
E = Nbre de dents du disque

A = Diametro disco
D = Diametro centraggio disco
E = N° denti disco





HYUNDAI

		CC	KW HP			92 Clutch Kit/ Kit frizione 91 Flywheel/ Volano 98 Clutch Kit + Flywheel	95 Master Cylinder/ Cilindro maestro 85 Slave Cylinder/ Cilindro secondario
--	--	-----------	------------------	--	--	---	--

ACCENT (LC)

1.3	G4E-A	1341	63 86	01.00 →	92-H0-000 (3 pcs)	A:185 D:22,3 E:20	85-05-585 95-H0-013
1.3		1341	62 84	08.02 →	92-0H-H45 (3 pcs)	A:200 D:22 E:20	85-05-585 95-H0-013
1.3	G4E-A	1341	61 83	01.00 →	92-H0-000 (3 pcs)	A:185 D:22,3 E:20	85-05-585 95-H0-013
1.3	G4E-A	1341	55 75	01.00 →	92-H0-000 (3 pcs)	A:185 D:22,3 E:20	85-05-585 95-H0-013
1.5	G4EB	1495	66 90	01.00 →	92-05-551 (3 pcs)	A:200 D:22 E:20	85-05-585 95-H0-013
1.5	G4EC-G	1495	75 102	09.00 →	92-05-551 (3 pcs)	A:200 D:22 E:20	85-05-585 95-H0-013
1.5 CRDi	D3-EA	1493	60 82	04.02 →	92-H0-017 (3 pcs)	A:215 D:22 E:20	85-05-585 95-H0-013
1.6	G4ED-G	1599	77 105	12.02 →	92-H0-027 (3 pcs)	A:215 D:22 E:20	85-02-285 95-H0-013

ACCENT (MC)

1.4 GL	G4EE	1399	71 97	11.05 →	92-0K-K33 (3 pcs)	A:215 D:22 E:20	85-0K-K20 95-0K-K21
1.5 CRDi GLS	D4FA	1493	81 110	11.05 →	92-0K-K34 (3 pcs)	A:240 D:22 E:20	85-0K-K20 95-0K-K22
1.6 GLS	G4ED	1599	82 112	11.05 →	92-0K-K33 (3 pcs)	A:215 D:22 E:20	85-0K-K20 95-0K-K21

ACCENT/EXCEL (X-3)

1.3	G4EH	1341	55 75	10.94 → 01.00	92-H0-000 (3 pcs)	A:185 D:22,3 E:20	85-05-585 95-05-589 95-TUBE
1.3	G4EH	1341	44 60	10.94 → 01.00	92-H0-000 (3 pcs)	A:185 D:22,3 E:20	85-05-585 95-05-589 95-TUBE
1.3 i 12V	G4EH	1341	62 84	10.94 → 01.00	92-H0-000 (3 pcs)	A:185 D:22,3 E:20	85-05-585 95-05-589 95-TUBE
1.5 i 12V	G4EK	1495	65 88	10.94 → 01.00	92-H0-001 (3 pcs)	A:200 D:22 E:20	85-05-585 95-05-589 95-TUBE
1.5 i 16V	G4ER	1495	73 99	12.95 → 01.00	92-05-551 (3 pcs)	A:200 D:22 E:20	85-05-585 95-05-589 95-TUBE



92 Clutch Kit



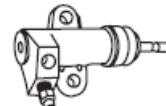
91 Flywheel



98 Clutch Kit + Flywheel



95 Master Cylinder



85 Slave Cylinder

NEW CODES - NEUE CODES - NOUVEAUX CODES - NUEVOS CODIGOS - NUOVI CODICI

		CC	KW HP			92 Clutch Kit/ Kit frizione 91 Flywheel/ Volano 98 Clutch Kit + Flywheel	95 Master Cylinder/ Cilindro maestro 85 Slave Cylinder/ Cilindro secondario
--	--	-----------	------------------	--	--	---	--

ATOS (MX)

1.0 i	G4HC	999	40 54	02.98 → 03.02	92-H0-002 A:180 (3 pcs) D:20 E:24 98-0K-K03 91-0K-K03 Single-mass flywheel Volano monomassa
1.0 i	G4HC-E	999	43 58	03.01 →	92-H0-002 A:180 (3 pcs) D:20 E:24 98-0K-K03 91-0K-K03 Single-mass flywheel Volano monomassa
1.1	G4HG	1086	46 63	03.04 →	92-H0-002 A:180 (3 pcs) D:20 E:24

ATOS PRIME (MX)

1.0 i	G4HC-E	999	43 58	03.01 →	92-H0-002 A:180 (3 pcs) D:20 E:24 98-0K-K03 91-0K-K03 Single-mass flywheel Volano monomassa
1.0 i	G4HC	999	40 54	08.99 →	92-H0-002 A:180 (3 pcs) D:20 E:24 98-0K-K03 91-0K-K03 Single-mass flywheel Volano monomassa
1.1	G4HD	1086	43 59	06.03 →	92-H0-002 A:180 (3 pcs) D:20 E:24 98-0K-K03 91-0K-K03 Single-mass flywheel Volano monomassa
1.1	G4HG	1086	46 63	09.05 →	92-H0-002 A:180 (3 pcs) D:20 E:24 98-0K-K03 91-0K-K03 Single-mass flywheel Volano monomassa

COUPE

1.6		1599	77 105	02.06 →	92-H0-033 A:215 (3 pcs) D:22 E:20
2.0		1975	105 143	02.06 →	92-0H-H46 A:215 (3 pcs) D:22 E:20
2.7 V6		2656	121 165	02.06 →	92-0H-H50 A:225 (3 pcs) D:22 E:20

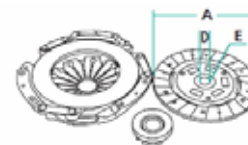
A = Disc diameter
 D = Disc centring diameter
 E = N. of disc teeth

A = Scheibendurchmesser
 D = Zentrierdurchmesser Scheibe
 E = Zahnzahl Scheibe

A = Diámetro disco
 D = Diámetro centraje disco
 E = Nº dientes disco

A = Diamètre du disque
 D = Diamètre centrage du disque
 E = Nbre de dents du disque

A = Diametro disco
 D = Diametro centraggio disco
 E = Nº denti disco





		CC	KW HP			92 Clutch Kit/ Kit frizione 91 Flywheel/ Volano 98 Clutch Kit + Flywheel	95 Master Cylinder/ Cilindro maestro 85 Slave Cylinder/ Cilindro secondario
--	--	-----------	------------------	--	--	---	--

COUPE (GK)

1.6 16V	G4ED-G	1599	79 107	03.02 →	92-H0-029 (3 pcs)	A:215 D:22 E:20	85-H0-001 95-H0-008
1.6 16V	G4ED-G	1599	77 105	03.02 →	92-H0-029 (3 pcs)	A:215 D:22 E:20	85-H0-001 95-H0-008
2.0	G4GC-G	1975	102 139	03.02 →	92-H0-017 (3 pcs)	A:215 D:22 E:20	85-H0-001 95-H0-008
2.7 V6	G6BA-G	2656	123 167	03.02 →	92-H0-016 (3 pcs) 92-H0-032 (3 pcs)	A:225 D:22 E:20 A:225 D:22 E:20	85-H0-001 95-H0-008

COUPE (RD)

1.6 16V	G4GR	1599	85 116	03.98 → 04.02	92-H0-029 (3 pcs)	A:215 D:22 E:20	85-H0-001 95-H0-001
1.6 i 16V	4G61	1599	84 114	12.96 → 04.02	92-H0-029 (3 pcs)	A:215 D:22 E:20	85-H0-001 95-H0-001
2.0 16V	G4GF	1975	102 139	08.96 → 04.02	92-H0-021 (3 pcs)	A:215 D:22 E:20	85-H0-001 95-H0-001
2.0 16V	G4DF	1975	99 135	03.01 → 04.02	92-H0-017 (3 pcs)	A:215 D:22 E:20	85-H0-001 95-H0-001

ELANTRA (XD)

1.6	G4ED-G	1599	77 105	05.03 →	92-H0-033 (3 pcs)	A:215 D:22 E:20	85-H0-001 95-H0-008
1.6	G4ED-G	1599	79 107	06.00 →	92-H0-033 (3 pcs)	A:215 D:22 E:20	85-H0-001 95-H0-008
1.6	G4GA	1599	82 112	09.03 →	92-H0-033 (3 pcs)	A:215 D:22 E:20	
2.0	G4GC	1975	105 143	10.03 →	92-H0-017 (3 pcs)	A:215 D:22 E:20	85-H0-001 95-H0-008
2.0	G4GC	1975	104 141	06.00 →	92-H0-017 (3 pcs)	A:215 D:22 E:20	85-H0-001 95-H0-008
2.0	G4GC-G	1975	102 139	06.00 →	92-H0-017 (3 pcs)	A:215 D:22 E:20	85-H0-001 95-H0-008
2.0 CRDi	D4EA	1991	83 113	04.01 →	92-H0-032 (3 pcs)	A:225 D:22 E:20	85-H0-001 95-H0-008

GALLOPER I

2.5 TD	4D56T	2477	62 85	08.91 → 07.98	92-05-511 (3 pcs)	A:225 D:26 E:23	11.95→
---------------	-------	------	----------	---------------	-----------------------------	-----------------------	--------



92 Clutch Kit




91 Flywheel



98 Clutch Kit + Flywheel



95 Master Cylinder



85 Slave Cylinder

		CC	KW HP			92 Clutch Kit/ Kit frizione 91 Flywheel/ Volano 98 Clutch Kit + Flywheel	95 Master Cylinder/ Cilindro maestro 85 Slave Cylinder/ Cilindro secondario
--	--	-----------	------------------	--	--	---	--

GALLOPER I

2.5 TD intercooler	4D56T	2477	70 95	08.91 → 07.98	92-05-511 (3 pcs)	A:225 D:26 E:23	11.95→	
3.0 V6	6G72	2972	104 141	08.91 → 07.98	92-05-556 (3 pcs)	A:240 D:29 E:14		

GALLOPER II (JK-01)

2.5 TCi D	D4BH	2476	77 105	08.98 →	92-05-511 (3 pcs)	A:225 D:26 E:23		85-H0-000 95-H0-000
					92-05-598 (3 pcs)	A:225 D:26 E:23	→06.02 5M	
2.5 TD	D4BA	2476	65 88	08.98 →	92-05-511 (3 pcs)	A:225 D:26 E:23		85-H0-000 95-H0-000
					92-05-598 (3 pcs)	A:225 D:26 E:23	→06.02 5M	
2.5 TD intercooler	D4BH	2476	73 99	08.98 →	92-05-511 (3 pcs)	A:225 D:26 E:23		85-H0-000 95-H0-000
					92-05-598 (3 pcs)	A:225 D:26 E:23	→06.02 5M	
3.0 V6	G6AT	2972	104 141	08.98 →	92-05-5003 (3 pcs)	A:240 D:30 E:14		85-H0-000 95-H0-000

GETZ (TB)

1.1	G4HD	1086	46 63	09.02 →	92-H0-025 (3 pcs)	A:180 D:22 E:20		85-H0-006 95-H0-007
1.1	G4HD	1086	49 67	09.05 →	92-H0-025 (3 pcs)	A:180 D:22 E:20		85-H0-006 95-H0-007
1.3	G4E-A	1341	63 85	09.03 →	92-H0-026 (3 pcs)	A:200 D:22 E:20		85-05-585 95-H0-007
1.3	G4E-A	1341	60 82	09.02 →	92-H0-026 (3 pcs)	A:200 D:22 E:20		85-05-585 95-H0-007
1.4	G4EE	1399	71 97	08.05 →	92-H0-004 (3 pcs)	A:215 D:22 E:20		85-05-585
1.5 CRDi	D3-EA	1493	60 82	03.03 →	92-H0-017 (3 pcs)	A:215 D:22 E:20		85-0H-H10 95-H0-005
1.5 CRDi		1493	65 88	08.05 →	92-0K-K34 (3 pcs)	A:240 D:22 E:20		85-0H-H10 95-H0-005
1.5 CRDi GLS	D4FA	1493	81 110	08.05 →	92-0K-K34 (3 pcs)	A:240 D:22 E:20		85-0H-H10

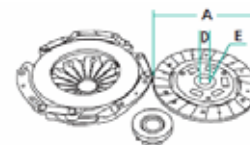
A = Disc diameter
 D = Disc centring diameter
 E = N. of disc teeth

A = Scheibendurchmesser
 D = Zentrierdurchmesser Scheibe
 E = Zähnezahl Scheibe

A = Diámetro disco
 D = Diámetro centrage disco
 E = Nº dientes disco

A = Diamètre du disque
 D = Diamètre centrage du disque
 E = Nbre de dents du disque

A = Diametro disco
 D = Diametro centraggio disco
 E = Nº denti disco





HYUNDAI

		CC	KW HP			92 Clutch Kit/ Kit frizione 91 Flywheel/ Volano 98 Clutch Kit + Flywheel	95 Master Cylinder/ Cilindro maestro 85 Slave Cylinder/ Cilindro secondario
--	--	-----------	------------------	--	--	---	--

GETZ (TB)

1.6	G4ED-G	1599	77 106	09.02 →	92-H0-027 (3 pcs) 92-0H-H43 (3 pcs)	A:215 D:22 E:20 A:215 D:22 E:20	→07.03 07.03→08.05	85-05-585 95-H0-007
-----	--------	------	-----------	---------	--	--	---------------------------	--

GRANDEUR

2.0 executive (4G63)				09.86 →	92-05-574 (3 pcs) 92-H0-005 (3 pcs)	A:225 D:22 E:20 A:215 D:22 E:20	09.92→	
----------------------	--	--	--	---------	--	--	--------	--

H-1

2.5 CRDi		2497	103 140	12.02 →	92-K0-026 (3 pcs)	A:240 D:26 E:23		
----------	--	------	------------	---------	-----------------------------	-----------------------	--	--

H-1/H-200

2.5 CRDi	D4CB	2497	103 140	08.03 →	92-K0-023 (3 pcs)	A:255 D:26 E:23		95-H0-002
2.5 TD	D4BF	2476	59 80	03.00 → 09.00	92-H0-031 (3 pcs)	A:240 D:26 E:23		85-H0-002 95-H0-002
2.5 TD	D4BH	2476	73 99	03.00 →	92-K0-026 (3 pcs)	A:240 D:26 E:23		85-H0-002 95-H0-002
2.5 TD	D4BH	2476	74 101	10.01 →	92-H0-031 (3 pcs)	A:240 D:26 E:23		85-H0-002 95-H0-002

H-1/H-200/SATELLITE

2.4	G4CS	2351	82 112	10.97 →	92-H0-014 (3 pcs)	A:240 D:26 E:23		85-H0-002 95-H0-002
2.4 4WD	G4CS	2351	82 112	10.97 →	92-H0-014 (3 pcs)	A:240 D:26 E:23		85-H0-002 95-H0-002
2.5 D		2476	57 78	10.97 →	92-H0-014 (3 pcs) 92-H0-031 (3 pcs)	A:240 D:26 E:23 A:240 D:26 E:23	→05.99 06.99→	85-H0-002 95-H0-002
2.5 TD	D4BF	2476	59 80	10.97 →	92-H0-014 (3 pcs) 92-H0-031 (3 pcs)	A:240 D:26 E:23 A:240 D:26 E:23	→05.99 06.99→	85-H0-002 95-H0-002
2.5 TD	D4BH	2476	73 99	10.99 → 11.01	92-K0-026 (3 pcs)	A:240 D:26 E:23		85-H0-002 95-H0-002



92 Clutch Kit



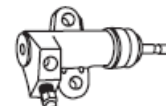
91 Flywheel



98 Clutch Kit + Flywheel



95 Master Cylinder



85 Slave Cylinder

NEW CODES - NEUE CODES - NOUVEAUX CODES - NUEVOS CODIGOS - NUOVI CODICI

		CC	KW HP			92 Clutch Kit/ Kit frizione 91 Flywheel/ Volano 98 Clutch Kit + Flywheel	95 Master Cylinder/ Cilindro maestro 85 Slave Cylinder/ Cilindro secondario
--	--	-----------	------------------	--	--	---	--

H-1/H-200/SATELLITE

2.5 TD	D4BH	2476	74 101	11.01 →	92-H0-031 (3 pcs)	A:240 D:26 E:23	85-H0-002 95-H0-002
--------	------	------	-----------	---------	-----------------------------	-----------------------	--------------------------------------

H100 (P)

2.4	G4CS	2351	84 114	01.97 → 03.00	92-H0-023 (3 pcs)	A:225 D:26 E:23	85-H0-002 95-05-585
2.4	G4CS	2351	90 122	07.93 → 03.00	92-H0-023 (3 pcs)	A:225 D:26 E:23	85-H0-002 95-05-585
2.5 D	D4BA	2477	57 78	12.94 → 03.00	92-05-559 (3 pcs)	A:225 D:26 E:23	85-H0-002 95-05-585
2.5 D	D4BA D4BX	2477	55 75	07.93 → 12.94	92-05-558 (3 pcs)	A:225 D:26 E:23	85-05-581 95-05-585
2.5 TD	D4BF	2477	59 80	07.93 → 03.00	92-05-559 (3 pcs)	A:225 D:26 E:23	85-05-581 95-05-585

i10

1.1	G4HG	1086	48 65	12.07 →	92-H0-002 (3 pcs) 98-0K-K03 91-0K-K03	A:180 D:20 E:24 Single-mass flywheel Volano monomassa	
1.1	G4HG	1086	49 67	01.08 →	92-H0-002 (3 pcs) 98-0K-K03 91-0K-K03	A:180 D:20 E:24 Single-mass flywheel Volano monomassa	
1.1 CRDi	D3FA	1120	55 75	01.08 →	92-0K-K32 (3 pcs)	A:215 D:22 E:20	85-0K-K21
1.2	G4LA	1248	57 78	11.08 →	92-0H-H53 (3 pcs)	A:200 D:20 E:24	

i20

1.2	G4LA	1248	57 78	09.08 →	92-0H-H53 (3 pcs)	A:200 D:20 E:24	
1.4	G4FA	1396	74 101	09.08 →	92-0K-K33 (3 pcs) 98-0K-K04 91-0K-K04	A:215 D:22 E:20 Single-mass flywheel Volano monomassa	85-0H-H10
1.4 CRDi	D4FC	1396	55 75	04.09 →	92-0K-K41 (3 pcs)	A:240 D:22,5 E:20	

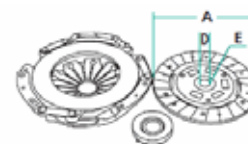
A = Disc diameter
D = Disc centring diameter
E = N. of disc teeth

A = Scheibendurchmesser
D = Zentrierdurchmesser Scheibe
E = Zähnezahl Scheibe

A = Diámetro disco
D = Diámetro centrage disco
E = N° dientes disco

A = Diamètre du disque
D = Diamètre centrage du disque
E = Nbre de dents du disque

A = Diametro disco
D = Diametro centraggio disco
E = N° denti disco





		CC	KW HP			92 Clutch Kit/ Kit frizione 91 Flywheel/ Volano 98 Clutch Kit + Flywheel	95 Master Cylinder/ Cilindro maestro 85 Slave Cylinder/ Cilindro secondario
--	--	-----------	------------------	--	--	---	--

i20

1.6 CRDi	D4FB	1582	85 116	09.08 →	92-0K-K41 (3 pcs)	A:240 D:22,5 E:20	85-0H-H10
----------	------	------	-----------	---------	-----------------------------	-------------------------	------------------

i30

1.4	G4FA	1396	80 109	10.07 →	92-0K-K33 (3 pcs)	A:215 D:22 E:20	85-0K-K20 95-0K-K05
					98-0K-K04 91-0K-K04	Single-mass flywheel Volano monomassa	

1.4	G4FA	1396	77 105	10.07 →	92-0K-K33 (3 pcs)	A:215 D:22 E:20	85-0K-K20 95-0K-K05
					98-0K-K04 91-0K-K04	Single-mass flywheel Volano monomassa	

1.6		1591	93 126	02.08 →	92-0K-K33 (3 pcs)	A:215 D:22 E:20	85-0K-K20 95-0K-K05
-----	--	------	-----------	---------	-----------------------------	-----------------------	--------------------------------------

1.6	G4FC	1591	90 122	10.07 →	92-0K-K33 (3 pcs)	A:215 D:22 E:20	85-0K-K20 95-0K-K05
					98-0K-K04 91-0K-K04	Single-mass flywheel Volano monomassa	

1.6		1591	85 116	10.07 →	92-0K-K33 (3 pcs)	A:215 D:22 E:20	85-0K-K20 95-0K-K05
-----	--	------	-----------	---------	-----------------------------	-----------------------	--------------------------------------

1.6 CRDi	D4FB	1582	85 116	10.07 →	92-0H-H51 (3 pcs)	A:240 D:22 E:20	85-0K-K20 95-0K-K05
----------	------	------	-----------	---------	-----------------------------	-----------------------	--------------------------------------

1.6 CRDi		1582	66 90	10.07 →	92-0H-H51 (3 pcs)	A:240 D:22 E:20	95-0K-K05
----------	--	------	----------	---------	-----------------------------	-----------------------	------------------

2.0 CRDi	D4EA	1991	103 140	10.07 →	92-0H-H39 (3 pcs)	A:235 D:25 E:23	With Bearing Hydraulic Con Cuscinetto Idraulico MT6	95-0K-K05
					92-H0-012 (3 pcs)	A:235 D:22 E:20		
					98-0H-H06 98-0H-H08	MT6		
					91-0H-H06	Dual-mass flywheel Volano bimassa		

i40

1.6 GDi		1591	99 135	06.11 →	92-0H-H59 (3 pcs)	A:225 D:22 E:20	85-0K-K20
---------	--	------	-----------	---------	-----------------------------	-----------------------	------------------

1.7 CRDi		1685	100 136	06.11 →			85-0K-K20
----------	--	------	------------	---------	--	--	------------------

1.7 CRDi		1685	85 116	06.11 →			85-0K-K20
----------	--	------	-----------	---------	--	--	------------------

2.0 GDi		1999	130 177	06.11 →			85-0K-K20
---------	--	------	------------	---------	--	--	------------------



92 Clutch Kit




91 Flywheel



98 Clutch Kit + Flywheel



95 Master Cylinder



85 Slave Cylinder

HYUNDAI



		CC	KW HP			92 Clutch Kit/ Kit frizione 91 Flywheel/ Volano 98 Clutch Kit + Flywheel	95 Master Cylinder/ Cilindro maestro 85 Slave Cylinder/ Cilindro secondario
--	--	-----------	------------------	--	--	---	--

ix20							
1.4		1396	66 90	11.10 →	92-0K-K33 (3 pcs)	A:215 D:22 E:20	
1.4 CRDi	D4FC	1396	57 77	11.10 →	92-0K-K41 (3 pcs)	A:240 D:22,5 E:20	
1.6	G4FC	1591	92 125	11.10 →	92-0K-K33 (3 pcs)	A:215 D:22 E:20	

ix35							
1.7 CRDi		1685	85 116	03.10 →	92-0K-K41 (3 pcs)	A:240 D:22,5 E:20	
2.0	G4KD	1998	120 163	03.10 →	92-0H-H55 (3 pcs)	A:235 D:22 E:20	85-H0-001
2.0 CRDi		1995	100 136	03.10 →	92-0H-H57 (3 pcs)	A:240 D:26 E:23	With Bearing Hydraulic Con Cuscinetto Idraulico

LANTRA I (J-1)							
1.5 i.e.	G15B G4DJ	1468	63 86	10.90 → 11.95	92-05-580 (3 pcs)	A:200 D:22 E:20	→06.95 85-05-579 95-05-587
					92-H0-003 (3 pcs)	A:200 D:22 E:20	06.93→06.95
					92-H0-024 (3 pcs)	A:185 D:22 E:20	→06.93
1.6 i.e. 16V	G4CR	1596	78 106	10.90 → 11.95	92-H0-003 (3 pcs)	A:200 D:22 E:20	→06.93 85-05-583 95-05-587
					92-H0-005 (3 pcs)	A:215 D:22 E:20	06.93→06.95
1.6 i.e. 16V	G4CR	1596	84 114	10.90 → 11.95	92-H0-003 (3 pcs)	A:200 D:22 E:20	→06.93 85-05-583 95-05-587
					92-H0-005 (3 pcs)	A:215 D:22 E:20	06.93→06.95
1.8 i.e. 16V	G4CN	1836	93 127	10.90 → 11.95	92-H0-005 (3 pcs)	A:215 D:22 E:20	pull clutch 85-05-583 95-05-587
					92-H0-004 (3 pcs)	A:215 D:22 E:20	push clutch 06.92→ 06.92→

LANTRA II (J-2)							
1.5 12V	G4EK	1495	65 88	12.96 → 09.00	92-H0-004 (3 pcs)	A:215 D:22 E:20	85-H0-001 95-H0-003
1.6 16V	4G61	1599	84 114	11.95 → 09.00	92-H0-004 (3 pcs)	A:215 D:22 E:20	85-H0-001 95-H0-001

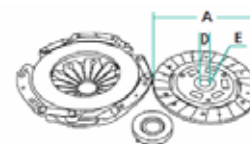
A = Disc diameter
D = Disc centring diameter
E = N. of disc teeth

A = Scheibendurchmesser
D = Zentrierdurchmesser Scheibe
E = Zahnzahl Scheibe

A = Diámetro disco
D = Diámetro centrage disco
E = N° dientes disco

A = Diamètre du disque
D = Diamètre centrage du disque
E = Nbre de dents du disque

A = Diametro disco
D = Diametro centraggio disco
E = N° denti disco





		CC	KW HP			92 Clutch Kit/ Kit frizione 91 Flywheel/ Volano 98 Clutch Kit + Flywheel	95 Master Cylinder/ Cilindro maestro 85 Slave Cylinder/ Cilindro secondario
--	--	-----------	------------------	--	--	---	--

LANTRA II (J-2)

1.6 i	G4GR	1599	66 90	11.95 → 09.00	92-H0-004 (3 pcs)	A:215 D:22 E:20	85-H0-001 95-H0-001
1.8 16V	G4GM	1795	94 128	11.95 → 09.00	92-H0-021 (3 pcs)	A:215 D:22 E:20	85-H0-001 95-H0-003
1.9 D	DJY	1905	50 68	03.98 → 09.00	92-H0-008 (3 pcs)	A:215 D:22 E:20	85-H0-001 95-H0-003
2.0 16V	G4GF	1975	102 139	08.96 → 09.00	92-H0-021 (3 pcs)	A:215 D:22 E:20	85-H0-001 95-H0-001

MATRIX (FC)

1.5 CRDi	D3-EA	1496	60 82	10.01 →	92-H0-017 (3 pcs)	A:215 D:22 E:20	85-H0-001 95-H0-005
1.5 CRDi	D4FA	1493	75 102	12.04 →	92-0K-K34 (3 pcs)	A:240 D:22 E:20	85-0H-H10 95-H0-005
1.6	G4ED-G	1599	76 103	06.01 →	92-H0-028 (3 pcs)	A:215 D:22 E:20	85-H0-001 95-H0-005
1.8	G4GB-G	1795	90 122	06.01 →	92-H0-030 (3 pcs)	A:215 D:22 E:20	85-H0-001 95-H0-005

PONY

1.2		1238	40 54	06.74 →	92-05-501 (3 pcs)	A:185 D:22 E:20	
1.3	G13B	1299	50 68	10.85 → 09.89	92-05-500 (3 pcs)	A:185 D:22 E:20	85-05-585 95-05-589 95-TUBE
1.4		1439	50 68	08.77 →	92-05-501 (3 pcs)	A:185 D:22 E:20	
1.5	G15B G4DJ	1468	53 72	10.85 → 09.89	92-05-500 (3 pcs)	A:185 D:22 E:20	

PONY (X-2)

1.3	G4DG	1299	43 58	10.89 → 01.95	92-05-500 (3 pcs)	A:185 D:22 E:20	85-05-579 95-05-587
1.5	G15B G4DJ	1468	53 72	10.89 → 01.95	92-05-500 (3 pcs)	A:185 D:22 E:20	85-05-579 95-05-587
1.5 i	G15B G4DJ	1468	61 83	10.89 → 01.95	92-05-500 (3 pcs)	A:185 D:22 E:20	85-05-579 95-05-587
1.5 i	G15B G4DJ	1468	62 84	10.89 → 01.95	92-05-500 (3 pcs)	A:185 D:22 E:20	85-05-579 95-05-587



92 Clutch Kit




91 Flywheel



98 Clutch Kit + Flywheel



95 Master Cylinder



85 Slave Cylinder

		CC	KW HP			92 Clutch Kit/ Kit frizione 91 Flywheel/ Volano 98 Clutch Kit + Flywheel	95 Master Cylinder/ Cilindro maestro 85 Slave Cylinder/ Cilindro secondario
--	--	-----------	------------------	--	--	---	--

PONY/EXCEL (X-2)

1.3		1299	49 67	01.90 → 01.95	92-H0-H22 (3 pcs)	A:185 D:22 E:20	85-05-579 95-05-587
1.5	G15B G4DJ	1468	53 72	01.90 → 01.95	92-05-500 (3 pcs)	A:185 D:22 E:20	85-05-579 95-05-587
1.5 i	G15B G4DJ	1468	61 83	01.90 → 01.95	92-05-500 (3 pcs)	A:185 D:22 E:20	85-05-579 95-05-587
1.5 i	G15B G4DJ	1468	62 84	01.90 → 01.95	92-05-500 (3 pcs)	A:185 D:22 E:20	85-05-579 95-05-587

S COUPE (SLC)

1.5 i	G15B G4DJ	1468	62 84	02.90 → 05.96	92-05-580 (3 pcs)	A:200 D:22 E:20	85-05-583 95-05-581	07.91→
1.5 i	G4EK	1495	65 88	04.92 → 05.96	92-05-581 (3 pcs)	A:200 D:22 E:20	85-05-583 95-05-581	
1.5 i Turbo	G4EK-TC	1495	85 116	04.91 → 05.96	92-05-582 (3 pcs)	A:215 D:22 E:20		

SANTA FÉ

2.2 CRDi	D4EB	2188	114 155	03.06 →	92-0H-H40 (3 pcs) 98-0H-H07 91-0H-H07	A:255 D:26 E:23 With Bearing Hydraulic Con Cuscinetto Idraulico Dual-mass flywheel Volano bimassa	85-0H-H11 95-0H-H21
2.2 CRDi		2188	102 139	03.06 →	92-0H-H40 (3 pcs) 98-0H-H07 91-0H-H07	A:255 D:26 E:23 With Bearing Hydraulic Con Cuscinetto Idraulico Dual-mass flywheel Volano bimassa	85-0H-H11 95-0H-H21
2.2 CRDi 4x4		2188	102 139	03.06 →	92-0H-H40 (3 pcs) 98-0H-H07 91-0H-H07	A:255 D:26 E:23 With Bearing Hydraulic Con Cuscinetto Idraulico Dual-mass flywheel Volano bimassa	85-0H-H11 95-0H-H21
2.2 CRDi 4x4		2188	114 155	03.06 →	92-0H-H40 (3 pcs) 98-0H-H07 91-0H-H07	A:255 D:26 E:23 With Bearing Hydraulic Con Cuscinetto Idraulico Dual-mass flywheel Volano bimassa	85-0H-H11 95-0H-H21
2.2 CRDi GLS	D4EB	2188	110 150	03.06 →	92-0H-H40 (3 pcs) 98-0H-H07 91-0H-H07	A:255 D:26 E:23 With Bearing Hydraulic Con Cuscinetto Idraulico Dual-mass flywheel Volano bimassa	85-0H-H11 95-0H-H21

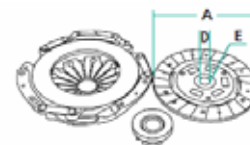
A = Disc diameter
D = Disc centring diameter
E = N. of disc teeth

A = Scheibendurchmesser
D = Zentrierdurchmesser Scheibe
E = Zähnezahl Scheibe

A = Diámetro disco
D = Diámetro centraxe disco
E = N° dientes disco

A = Diamètre du disque
D = Diamètre centrage du disque
E = Nbre de dents du disque

A = Diametro disco
D = Diametro centraggio disco
E = N° denti disco





		CC	KW HP			92 Clutch Kit/ Kit frizione 91 Flywheel/ Volano 98 Clutch Kit + Flywheel	95 Master Cylinder/ Cilindro maestro 85 Slave Cylinder/ Cilindro secondario
--	--	-----------	------------------	--	--	---	--

SANTA FÉ

2.2 CRDi GLS 4x4	D4EB	2188	110 150	03.06 →	92-0H-H40 (3 pcs) 98-0H-H07 91-0H-H07	A:255 D:26 E:23 With Bearing Hydraulic Con Cuscinetto Idraulico Dual-mass flywheel Volano bimassa	85-0H-H11 95-0H-H21
------------------	------	------	------------	---------	---	---	--------------------------------------

SANTA FE' (SM)

2.0	G4BP	1997	99 135	08.01 →	92-H0-015 (3 pcs)	A:215 D:22 E:20	85-H0-001 95-H0-004	
2.0 CRDi	D4EA	1991	83 113	08.01 →	92-H0-016 (3 pcs) 92-H0-032 (3 pcs) 98-0H-H00 91-0H-H00	A:225 D:22 E:20 A:225 D:22 E:20 Single-mass flywheel Volano monomassa	→06.03 06.03→	85-H0-001 95-H0-004
2.0 CRDi 4 ruote motrici		1991	107 145	11.03 → 02.06	92-0H-H52 (3 pcs) 98-0H-H05	A:235 D:22,5 E:20		
2.0 CRDi 4x4	D4EA	1991	83 113	04.01 →	92-H0-032 (3 pcs) 92-H0-016 (3 pcs) 98-0H-H00 91-0H-H00	A:225 D:22 E:20 A:225 D:22 E:20 Single-mass flywheel Volano monomassa	06.03→ →06.03	85-H0-001 95-H0-004
2.0 CRDi 4x4	D4EA	1991	92 125	08.03 →	92-0H-H52 (3 pcs) 98-0H-H05 91-0H-H05	A:235 D:22,5 E:20 Dual-mass flywheel Volano bimassa	85-H0-001 95-H0-004	
2.2 CRDi	D4EB	2188	110 150	10.05 →	92-0H-H40 (3 pcs) 98-0H-H07 91-0H-H07	A:255 D:26 E:23 With Bearing Hydraulic Con Cuscinetto Idraulico Dual-mass flywheel Volano bimassa	95-0H-H21	
2.2 CRDi 4x4	D4EB	2188	110 150	10.05 →	92-0H-H40 (3 pcs) 98-0H-H07 91-0H-H07	A:255 D:26 E:23 With Bearing Hydraulic Con Cuscinetto Idraulico Dual-mass flywheel Volano bimassa	95-0H-H21	



92 Clutch Kit




91 Flywheel



98 Clutch Kit + Flywheel



95 Master Cylinder



85 Slave Cylinder

		CC	KW HP			92 Clutch Kit/ Kit frizione 91 Flywheel/ Volano 98 Clutch Kit + Flywheel	95 Master Cylinder/ Cilindro maestro 85 Slave Cylinder/ Cilindro secondario
--	--	-----------	------------------	--	--	---	--

SANTA FE' (SM)

2.4 16V	G4JS-G	2351	100 136	02.01 →	92-H0-016 (3 pcs) 92-H0-032 (3 pcs) 98-0H-H03 91-0H-H03	A: 225 D: 22 E: 20 A: 225 D: 22 E: 20 Dual-mass flywheel Volano bimassa	→06.03 06.03→	85-H0-001 95-H0-004
2.4 16V	G4JS-G	2351	107 146	02.01 →	92-H0-016 (3 pcs) 92-H0-032 (3 pcs) 98-0H-H03 91-0H-H03	A: 225 D: 22 E: 20 A: 225 D: 22 E: 20 Dual-mass flywheel Volano bimassa	→06.03 06.03→	85-H0-001 95-H0-004
2.4 16V 4x4	G4JS-G	2351	100 136	02.01 →	92-H0-016 (3 pcs) 92-H0-032 (3 pcs) 98-0H-H03 91-0H-H03	A: 225 D: 22 E: 20 A: 225 D: 22 E: 20 Dual-mass flywheel Volano bimassa	→06.03 07.03→	85-H0-001 95-H0-004
2.4 16V 4x4	G4JS-G	2351	107 146	02.01 →	92-H0-016 (3 pcs) 92-H0-032 (3 pcs) 98-0H-H03 91-0H-H03	A: 225 D: 22 E: 20 A: 225 D: 22 E: 20 Dual-mass flywheel Volano bimassa	→06.03 07.03→	85-H0-001 95-H0-004
2.7 V6 4x4	G6BA-G	2656	127 173	02.01 →	92-H0-016 (3 pcs) 92-H0-032 (3 pcs)	A: 225 D: 22 E: 20 A: 225 D: 22 E: 20	→06.03 07.03→	85-H0-001 95-H0-004

SANTAMO

2.0 16V		1997	102 139	05.99 →	92-H0-009 (3 pcs) 92-H0-010 (3 pcs)	A: 215 D: 22 E: 20 A: 225 D: 22 E: 20		
2.0 16V 4x4		1997	102 139	05.99 →	92-H0-011 (3 pcs)	A: 215 D: 22 E: 20		

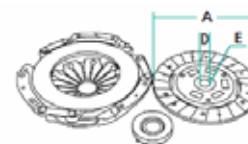
A = Disc diameter
 D = Disc centring diameter
 E = N. of disc teeth

A = Scheibendurchmesser
 D = Zentrierdurchmesser Scheibe
 E = Zahnzahl Scheibe

A = Diámetro disco
 D = Diámetro centrage disco
 E = N° dientes disco

A = Diamètre du disque
 D = Diamètre centrage du disque
 E = Nbre de dents du disque

A = Diametro disco
 D = Diametro centraggio disco
 E = N° denti disco





		CC	KW HP			92 Clutch Kit/ Kit frizione 91 Flywheel/ Volano 98 Clutch Kit + Flywheel	95 Master Cylinder/ Cilindro maestro 85 Slave Cylinder/ Cilindro secondario
--	--	-----------	------------------	--	--	---	--

SONATA I (Y-2)

1.8 i	G4G2	1796	70 95	09.88 → 10.93	92-05-557 (3 pcs)	A:215 D:22 E:20	85-05-583
2.0 i	G4CP	1997	74 101	09.88 → 08.91	92-05-557 (3 pcs)	A:215 D:22 E:20	85-05-583
2.0 i	G4CP-U	1997	80 109	01.91 → 10.93	92-05-557 (3 pcs)	A:215 D:22 E:20	85-05-583
2.0 i 16V	G4CP-D	1997	96 130	01.91 → 10.93	92-05-557 (3 pcs)	A:215 D:22 E:20	85-05-583
2.4 i	G4CS	2351	83 113	09.88 → 08.91	92-05-579 (3 pcs)	A:225 D:22 E:20	01.90→ 85-05-583

SONATA II (Y-3)

1.8 i	G4CM	1796	72 98	05.93 → 06.98	92-05-557 (3 pcs)	A:215 D:22 E:20	85-H0-001 95-H0-006
					92-05-578 (3 pcs)	A:225 D:22 E:20	02.96→
2.0 i		1997	70 95	08.96 → 06.98	92-05-557 (3 pcs)	A:215 D:22 E:20	85-H0-001 95-H0-006
					92-05-578 (3 pcs)	A:225 D:22 E:20	
					92-H0-007 (3 pcs)	A:225 D:22 E:20	
2.0 i	G4CP	1997	77 105	06.94 → 08.96	92-05-557 (3 pcs)	A:215 D:22 E:20	85-H0-001 95-H0-006
2.0 i 16V	G4CP-DM	1997	92 125	06.96 → 06.98	92-05-557 (3 pcs)	A:215 D:22 E:20	85-H0-001 95-H0-006
					92-H0-007 (3 pcs)	A:225 D:22 E:20	
					92-05-578 (3 pcs)	A:225 D:22 E:20	
2.0 i 16V	G4CP-D	1997	102 139	05.93 → 06.98	92-05-557 (3 pcs)	A:215 D:22 E:20	85-H0-001 95-H0-006

SONATA III (EF)

2.0 16V	G4JP-G	1997	100 136	06.98 → 10.01	92-H0-015 (3 pcs)	A:215 D:22 E:20	85-H0-001 95-H0-006
2.4 16V		2351	105 143	03.98 → 10.01	92-H0-036 (3 pcs)	A:225 D:22 E:20	85-H0-001 95-H0-006



92 Clutch Kit



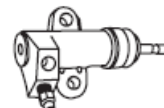
91 Flywheel



98 Clutch Kit + Flywheel



95 Master Cylinder



85 Slave Cylinder

		CC	KW HP			92 Clutch Kit/ Kit frizione 91 Flywheel/ Volano 98 Clutch Kit + Flywheel	95 Master Cylinder/ Cilindro maestro 85 Slave Cylinder/ Cilindro secondario
--	--	-----------	------------------	--	--	---	--

SONATA III (EF)

2.5 V6 24V	G6BV-G	2493	118 160	06.98 → 10.01	92-H0-036 (3 pcs)	A:225 D:22 E:20	85-H0-001 95-H0-006
------------	--------	------	------------	---------------	-----------------------------	-----------------------	--------------------------------------

SONATA IV/ SONICA

2.7 V6	G6BA-G	2656	127 173	10.01 → 11.04	92-H0-036 (3 pcs)	A:225 D:22 E:20	85-H0-001 95-H0-006
					98-0H-H02 91-0H-H02	Dual-mass flywheel Volano bimassa	
2.7 V6	G6BA	2656	129 175	11.02 → 11.04	92-H0-036 (3 pcs)	A:225 D:22 E:20	85-H0-001 95-H0-006
					98-0H-H02 91-0H-H02	Dual-mass flywheel Volano bimassa	

SONATA V

2.0 CRDi	D4EA	1991	110 150	03.09 →	92-H0-012 (3 pcs)	A:235 D:22 E:20	
					98-0H-H08		
2.0 CRDi	D4EA	1991	103 140	02.06 →	92-H0-012 (3 pcs)	A:235 D:22 E:20	
					98-0H-H08		
2.0 CRDi	D4EA	1991	100 136	02.06 →	92-0H-H39 (3 pcs)	A:235 D:25 E:23	With Bearing Hydraulic Con Cuscinetto Idraulico MT6
					92-H0-012 (3 pcs)	A:235 D:22 E:20	
					98-0H-H08		
2.0 VVTi GLS		1997	106 144	05.05 →	92-H0-012 (3 pcs)	A:235 D:22 E:20	
					98-0H-H08		
3.3	G6DB	3342	173 235	06.05 →	92-H0-012 (3 pcs)	A:235 D:22 E:20	
					98-0H-H08		

STAREX (H1)

2.4	G4CS	2351	82 112	06.97 →	92-0H-H54 (3 pcs)	A:240 D:26 E:23	95-H0-002
2.4 4WD	G4CS	2351	82 112	02.98 →	92-0H-H54 (3 pcs)	A:240 D:26 E:23	95-H0-002
2.5 TD	D4BF	2476	59 80	06.97 →	92-H0-014 (3 pcs)	A:240 D:26 E:23	95-H0-002

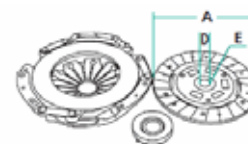
A = Disc diameter
D = Disc centring diameter
E = N. of disc teeth

A = Scheibendurchmesser
D = Zentrierdurchmesser Scheibe
E = Zähnezahl Scheibe

A = Diámetro disco
D = Diámetro centrage disco
E = N° dientes disco

A = Diamètre du disque
D = Diamètre centrage du disque
E = Nbre de dents du disque

A = Diametro disco
D = Diametro centraggio disco
E = N° denti disco





		CC	KW HP			92 Clutch Kit/ Kit frizione 91 Flywheel/ Volano 98 Clutch Kit + Flywheel	95 Master Cylinder/ Cilindro maestro 85 Slave Cylinder/ Cilindro secondario
--	--	-----------	------------------	--	--	---	--

STAREX (H1)

2.5 TD 4WD	D4BF	2476	59 80	02.98 →	92-H0-014 (3 pcs)	A:240 D:26 E:23	
------------	------	------	----------	---------	-----------------------------	-----------------------	--

STELLAR

1.4	4G33	1439	50 68	10.83 → 08.86	92-05-501 (3 pcs)	A:185 D:22 E:20	
1.6	G32B	1597	56 76	10.83 → 12.91	92-05-505 (3 pcs)	A:200 D:22 E:20	
2.0 (4G63B)			61	01.86 → 12.89	92-05-529 (3 pcs)	A:215 D:26 E:23	
2.0 GSL		1997	61 83	09.86 → 12.89	92-05-509 (3 pcs)	A:215 D:26 E:23	
2.0 GSL		1997	74 101	09.86 → 12.89	92-05-509 (3 pcs)	A:215 D:26 E:23	

TERRACAN (HP)

2.5 TD	D4BH	2476	74 101	12.01 →	92-H0-020 (3 pcs)	A:225 D:26 E:23	95-H0-020
2.9 CRDi	J3	2902	110 150	12.01 →	92-H0-013 (3 pcs) 98-0H-H04 91-0H-H04	A:235 D:26 E:23 Single-mass flywheel Volano monomassa	85-H0-009 95-H0-020
2.9 CRDi		2902	110 150	11.01 → 07.03	92-H0-013 (3 pcs) 98-0H-H04	A:235 D:26 E:23	
2.9 CRDi	J3	2902	120 163	11.03 →	92-0H-H34 (3 pcs) 98-0H-H01 91-0H-H01	A:250 D:26 E:23 Dual-mass flywheel Volano bimassa	85-H0-009 95-H0-020
3.5 i V6 4WD	G6CU	3497	143 194	12.01 →	92-0H-H47 (3 pcs)	A:240 D:26 E:23	
3.5 i V6 4WD	G6CU	3497	147 200	12.01 →	92-0H-H47 (3 pcs)	A:240 D:26 E:23	

TRAJET (FO)

2.0	G4GC	1975	104 141	11.03 →	92-H0-018 (3 pcs)	A:225 D:22 E:20	95-H0-010
2.0	G4GC-G	1975	103 140	01.04 →	92-H0-018 (3 pcs)	A:225 D:22 E:20	95-H0-010



92 Clutch Kit



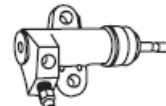
91 Flywheel



98 Clutch Kit + Flywheel



95 Master Cylinder



85 Slave Cylinder

		CC	KW HP			92 Clutch Kit/ Kit frizione 91 Flywheel/ Volano 98 Clutch Kit + Flywheel	95 Master Cylinder/ Cilindro maestro 85 Slave Cylinder/ Cilindro secondario
--	--	-----------	------------------	--	--	---	--

TRAJET (FO)

2.0	G4JP-G	1997	100 136	03.00 →	92-H0-018 (3 pcs) A:225 D:22 E:20	85-H0-001 95-H0-010
2.0 CRDi	D4EA	1991	83 113	04.01 →	92-H0-032 (3 pcs) A:225 D:22 E:20	85-H0-008 95-H0-010
2.7 V6	G6BA-G	2656	127 173	09.00 →	92-H0-032 (3 pcs) A:225 D:22 E:20 92-H0-016 (3 pcs) A:225 D:22 E:20	95-H0-010

TUCSON (JM)

2.0	G4GC	1975	104 141	08.04 →	92-0H-H48 (3 pcs) A:235 D:22 E:20	85-H0-001
2.0 4WD	G4GC	1975	104 141	08.04 →	92-0H-H48 (3 pcs) A:235 D:22 E:20	85-H0-001 95-0H-011 →04.05
2.0 CRDi		1991	110 150	01.09 →	92-H0-012 (3 pcs) A:235 D:22 E:20 98-0H-H08	
2.0 CRDi	D4EA-V	1991	103 140	01.06 →	92-H0-012 (3 pcs) A:235 D:22 E:20 92-0H-H39 (3 pcs) A:235 D:25 E:23 98-0H-H06 98-0H-H08 91-0H-H06	95-0H-H12 04.05→ With Bearing Hydraulic Con Cuscinetto Idraulico MT6 MT6 Dual-mass flywheel Volano bimassa
2.0 CRDi	D4EA	1991	100 136	01.06 →	92-H0-012 (3 pcs) A:235 D:22 E:20 92-0H-H39 (3 pcs) A:235 D:25 E:23 98-0H-H06 98-0H-H08 91-0H-H06	95-0H-H12 04.05→ With Bearing Hydraulic Con Cuscinetto Idraulico MT6 MT6 Dual-mass flywheel Volano bimassa
2.0 CRDi	D4EA	1991	83 113	08.04 →	92-0H-H39 (3 pcs) A:235 D:25 E:23 92-H0-012 (3 pcs) A:235 D:22 E:20 98-0H-H08 98-0H-H06 91-0H-H08	85-H0-001 95-0H-011 →04.05 95-0H-H12 04.05→ With Bearing Hydraulic Con Cuscinetto Idraulico MT6 MT5 MT5 MT6 Single-mass flywheel Volano monomassa

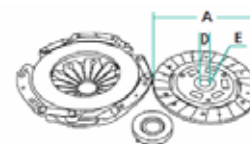
A = Disc diameter
 D = Disc centring diameter
 E = N. of disc teeth

A = Scheibendurchmesser
 D = Zentrierdurchmesser Scheibe
 E = Zähnezahl Scheibe

A = Diámetro disco
 D = Diámetro centrage disco
 E = N° dientes disco

A = Diamètre du disque
 D = Diamètre centrage du disque
 E = Nbre de dents du disque

A = Diametro disco
 D = Diametro centraggio disco
 E = N° denti disco





		CC	KW HP			92 Clutch Kit/ Kit frizione 91 Flywheel/ Volano 98 Clutch Kit + Flywheel	95 Master Cylinder/ Cilindro maestro 85 Slave Cylinder/ Cilindro secondario
--	--	-----------	------------------	--	--	---	--

TUCSON (JM)

2.0 CRDi 4WD		1991	110 150	01.09 →	92-H0-012 (3 pcs) 98-0H-H08	A:235 D:22 E:20	
2.0 CRDi 4WD	D4EA-F D4EA-V	1991	103 140	01.06 →	92-H0-012 (3 pcs) 92-0H-H39 (3 pcs) 98-0H-H06 98-0H-H08 91-0H-H06	A:235 D:22 E:20 A:235 D:25 E:23 With Bearing Hydraulic Con Cuscinetto Idraulico MT6 MT6 Dual-mass flywheel Volano bimassa	95-0H-H12 04.05→
2.0 CRDi 4WD	D4EA	1991	100 136	01.06 →	92-H0-012 (3 pcs) 92-0H-H39 (3 pcs) 98-0H-H06 98-0H-H08 91-0H-H06	A:235 D:22 E:20 A:235 D:25 E:23 With Bearing Hydraulic Con Cuscinetto Idraulico MT6 MT6 Dual-mass flywheel Volano bimassa	95-0H-H12 04.05→
2.0 CRDi 4WD	D4EA	1991	83 113	08.04 →	92-0H-H39 (3 pcs) 92-H0-012 (3 pcs) 98-0H-H08 98-0H-H06 91-0H-H08	A:235 D:25 E:23 With Bearing Hydraulic Con Cuscinetto Idraulico MT6 MT5 A:235 D:22 E:20 MT5 MT6 Single-mass flywheel Volano monomassa	85-H0-001 95-0H-011 →04.05 95-0H-H12 04.05→

VELOSTER

1.6 GDi		1591	103 140	01.11 →	92-0K-K33 (3 pcs)	A:215 D:22 E:20	85-0K-K20
---------	--	------	------------	---------	-----------------------------	-----------------------	------------------

XG

25		2493	120 163	12.98 →	92-H0-016 (3 pcs)	A:225 D:22 E:20	85-H0-001 95-H0-006
30/300	G6CT-G	2972	138 188	12.98 →	92-H0-016 (3 pcs)	A:225 D:22 E:20	95-H0-006



92 Clutch Kit




91 Flywheel



98 Clutch Kit + Flywheel



95 Master Cylinder



85 Slave Cylinder

INNOCENTI



		CC	KW HP			92 Clutch Kit/ Kit frizione 91 Flywheel/ Volano 98 Clutch Kit + Flywheel	95 Master Cylinder/ Cilindro maestro 85 Slave Cylinder/ Cilindro secondario
--	--	-----------	------------------	--	--	---	--

MINI

0.55	Daihatsu-E B	548	24 33	01.87 → 12.91	92-06-642 (3 pcs)	A:160 D:20 E:18	
0.65		617	23 31	01.84 → 12.87	92-06-643 (3 pcs)	A:160 D:20 E:18	
1.0	BLM C 99 H	993	27 37	10.85 → 10.91	92-06-617 (3 pcs) 92-06-604 (3 pcs)	A:170 D:21 E:20 A:170 D:19 E:18	
1.0 D		1000		10.85 →	92-06-601 (3 pcs) 92-06-604 (3 pcs) 92-06-646 (3 pcs)	A:160 D:19 E:18 A:170 D:19 E:18 A:170 D:21 E:20	
MINI TURBO		1000			92-06-646 (3 pcs) 92-06-604 (3 pcs)	A:170 D:21 E:20 A:170 D:19 E:18	

MINITRE

1.0		1000		04.82 →	92-06-604 (3 pcs)	A:170 D:19 E:18	
------------	--	------	--	---------	-----------------------------	-----------------------	--

SMALL

500		500		01.90 →	92-06-648 (3 pcs)	A:160 D:20 E:18	
900		900		04.90 →	92-06-617 (3 pcs)	A:170 D:21 E:20	

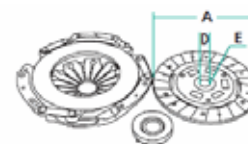
A = Disc diameter
D = Disc centring diameter
E = N. of disc teeth

A = Scheibendurchmesser
D = Zentrierdurchmesser Scheibe
E = Zähnezahl Scheibe

A = Diámetro disco
D = Diámetro centrage disco
E = Nº dientes disco

A = Diamètre du disque
D = Diamètre centrage du disque
E = Nbre de dents du disque

A = Diametro disco
D = Diametro centraggio disco
E = N° denti disco





		CC	KW HP			92 Clutch Kit/ Kit frizione 91 Flywheel/ Volano 98 Clutch Kit + Flywheel	95 Master Cylinder/ Cilindro maestro 85 Slave Cylinder/ Cilindro secondario
--	--	-----------	------------------	--	--	---	--

CAMPO (KB)

1.6 (KB26/41)			59	01.83 →	92-09-900 (3 pcs) 92-09-907 (3 pcs)	A:200 D:25,4 E:24 A:215 D:25 E:24	
2.0 (KB28)	G200Z	1949	58 79	06.85 → 12.88	92-09-904 (3 pcs)	A:215 D:25 E:24	
2.2 D (TFR52 / TFS52)			39	08.88 →	92-09-904 (3 pcs) 92-09-903 (3 pcs)	A:215 D:25 E:24 A:215 D:25 E:24	95-09-997
2.2 D (KBD27)	C223	2238	45 61	01.83 → 12.91	92-09-904 (3 pcs)	A:215 D:25 E:24	
2.2 D 4WD (KBD42, KBD47)	C223	2238	39 53	01.83 → 12.90	92-09-904 (3 pcs)	A:215 D:25 E:24	08.88→
2.3 (TFR16)			68	08.88 →	92-09-906 (3 pcs) 92-09-907 (3 pcs)	A:215 D:25 E:24 A:215 D:25 E:24	95-09-997
2.3 4WD (TFS16)			68	08.88 →	92-09-922 (3 pcs) 92-09-907 (3 pcs)	A:215 D:25 E:24 A:215 D:25 E:24	95-09-997
2.5 D (98470) Pick-Up				02.94 →	92-09-909 (3 pcs) 92-09-907 (3 pcs)	A:225 D:25 E:24 A:215 D:25 E:24	
2.5 D (TFR54)				08.88 →	92-09-903 (3 pcs) 92-09-904 (3 pcs)	A:215 D:25 E:24 A:215 D:25 E:24	09.91→ 85-09-998 09.91→ 95-09-997
2.5 D (TFS54) Pick-Up				01.93 → 12.99	92-09-909 (3 pcs) 92-09-907 (3 pcs)	A:225 D:25 E:24 A:215 D:25 E:24	85-09-998 95-09-997
3.1 TD (TFR/S 54) Pick-Up				01.98 →	92-09-919 (3 pcs)	A:250 D:25 E:24	



92 Clutch Kit




91 Flywheel



98 Clutch Kit + Flywheel



95 Master Cylinder



85 Slave Cylinder

		CC	KW HP			92 Clutch Kit/ Kit frizione 91 Flywheel/ Volano 98 Clutch Kit + Flywheel	95 Master Cylinder/ Cilindro maestro 85 Slave Cylinder/ Cilindro secondario
--	--	-----------	------------------	--	--	---	--

D-MAX

2.5 D	4JA1-TC	2499	74 101	10.02 →	92-09-912 (3 pcs)	A:250 D:25 E:24	
2.5 D 4x4	4JA1-TC	2499	74 101	05.02 →	92-09-912 (3 pcs) 92-09-927 (3 pcs)	A:250 D:25 E:24 A:225 D:25,5 E:24	01.05→ →12.04
2.5 DiTD	4JK1-TC	2499	100 136	10.06 →	92-09-912 (3 pcs)	A:250 D:25 E:24	
2.5 DiTD 4x4	4JK1-TC	2499	100 136	01.07 →	92-09-912 (3 pcs)	A:250 D:25 E:24	85-09-900 95-09-900
3.0 D 4x4	4JJ1-TC	2999	120 163	01.07 →	92-09-924 (3 pcs)	A:275 D:25,5 E:24	85-09-900 95-09-900
3.0 DiTD	4JH1-TC	2999	96 131	10.02 →	92-09-912 (3 pcs)	A:250 D:25 E:24	
3.0 DiTD 4x4	4JH1-TC	2999	96 131	05.02 →	92-09-912 (3 pcs)	A:250 D:25 E:24	

GEMINI (JT)

1.5 D	4EC1	1488	37 50	02.88 → 12.90	92-09-908 (3 pcs)	A:185 D:25 E:14	
1.5 TD	4EC1T	1488	49 67	02.88 → 12.90	92-09-908 (3 pcs)	A:185 D:25 E:14	

MIDI (94000, 98000)

1.8		1800	56	01.83 → 12.90	92-09-903 (3 pcs) 92-09-902 (3 pcs)	A:215 D:25 E:24 A:215 D:25 E:24	85-09-999 95-09-996
2.0 (98000)	4ZC1	1995	61 83	01.89 →	92-09-904 (3 pcs) 92-09-903 (3 pcs)	A:215 D:25 E:24 A:215 D:25 E:24	85-09-999
2.0 4WD (94000)	4ZC1	1995	61 83	01.89 →	92-09-906 (3 pcs) 92-09-907 (3 pcs)	A:215 D:25 E:24 A:215 D:25 E:24	

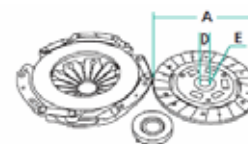
A = Disc diameter
D = Disc centring diameter
E = N. of disc teeth

A = Scheibendurchmesser
D = Zentrierdurchmesser Scheibe
E = Zähnezahl Scheibe

A = Diámetro disco
D = Diámetro centrage disco
E = Nº dientes disco

A = Diamètre du disque
D = Diamètre centrage du disque
E = Nbre de dents du disque

A = Diametro disco
D = Diametro centraggio disco
E = Nº denti disco





		CC	KW HP			92 Clutch Kit/ Kit frizione 91 Flywheel/ Volano 98 Clutch Kit + Flywheel	95 Master Cylinder/ Cilindro maestro 85 Slave Cylinder/ Cilindro secondario
--	--	-----------	------------------	--	--	---	--

MIDI (94000, 98000)

2.0 D 4WD 4FC1		2000		06.88 →	92-09-915 (3 pcs) 92-09-907 (3 pcs)	A:215 D:25 E:24 A:215 D:25 E:24	
2.0 TD (98000)	4FC1T	1995	51 69	01.89 →	92-09-906 (3 pcs) 92-09-907 (3 pcs)	A:215 D:25 E:24 A:215 D:25 E:24	85-09-999 95-09-996
2.2 D (98000)	4FD1	2189	45 61	01.89 →	92-09-902 (3 pcs) 92-09-903 (3 pcs)	A:215 D:25 E:24 A:215 D:25 E:24	85-09-999
2.2 D 4WD (94000)	4FD1	2189	45 61	01.89 →	92-09-902 (3 pcs) 92-09-903 (3 pcs)	A:215 D:25 E:24 A:215 D:25 E:24	

NKR 77

3.0		2999	131	01.02 →	92-09-911 (3 pcs)	A:300 D:36 E:14	
-----	--	------	-----	---------	-----------------------------	-----------------------	--

NPR 55

2.8 TD (4JB1)		2800		01.00 → 12.02	92-09-913 (3 pcs)	A:250 D:25 E:24	
---------------	--	------	--	---------------	-----------------------------	-----------------------	--

NPR 65

4.0 D 4BD2TC		4000		01.97 →	92-09-923 (3 pcs)	A:300 D:29 E:21	85-09-901 95-09-902
--------------	--	------	--	---------	-----------------------------	-----------------------	--------------------------------------

NPR 69

3.0 D (4JG2)				01.97 →	92-09-913 (3 pcs)	A:250 D:25 E:24	85-09-998 95-09-902
--------------	--	--	--	---------	-----------------------------	-----------------------	--------------------------------------

NPR 77

3.0 D		2999	131	01.02 →	92-09-911 (3 pcs)	A:300 D:36 E:14	85-09-901 95-09-902
-------	--	------	-----	---------	-----------------------------	-----------------------	--------------------------------------

PIAZZA

2.0 Turbo	4ZC1-T	1995	104 141	06.85 → 12.90	92-09-909 (3 pcs) 92-09-907 (3 pcs)	A:225 D:25 E:24 A:215 D:25 E:24	
-----------	--------	------	------------	---------------	--	--	--



92 Clutch Kit




91 Flywheel



98 Clutch Kit + Flywheel



95 Master Cylinder



85 Slave Cylinder

		CC	KW HP			92 Clutch Kit/ Kit frizione 91 Flywheel/ Volano 98 Clutch Kit + Flywheel	95 Master Cylinder/ Cilindro maestro 85 Slave Cylinder/ Cilindro secondario
--	--	-----------	------------------	--	--	---	--

TROOPER

3.0 DTI	4 JX1	2999	118 160	04.00 →	92-09-917 (3 pcs)	A:275 D:25 E:24	
----------------	-------	------	------------	---------	-----------------------------	-----------------------	--

TROOPER (UB)

3.1 TD	4 JG2 T	3059	84 114	08.91 → 07.98	92-09-920 (3 pcs)	A:250 D:25 E:24	85-09-996
3.2	6VD1	3165	130 177	08.91 → 07.98	92-09-921 (3 pcs)	A:260 D:25 E:24	85-09-995 95-09-997

TROOPER (UBS)

2.2 D 4x4	C223	2238	39 53	05.84 → 12.89	92-09-904 (3 pcs) 92-09-903 (3 pcs)	A:215 D:25 E:24 A:215 D:25 E:24	
2.8 TD (UBS55)	4JB1TC	2772	78 106	10.88 → 12.91	92-09-918 (3 pcs)	A:240 D:25 E:24	85-09-996 95-09-901
2.8 TD (UBS55)	4JB1T	2772	71 97	10.87 → 12.91	92-09-918 (3 pcs)	A:240 D:25 E:24	85-09-996 95-09-901

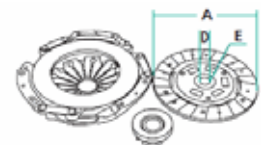
A = Disc diameter
D = Disc centring diameter
E = N. of disc teeth

A = Scheibendurchmesser
D = Zentrierdurchmesser Scheibe
E = Zähnezahl Scheibe

A = Diámetro disco
D = Diámetro centrage disco
E = Nº dientes disco

A = Diamètre du disque
D = Diamètre centrage du disque
E = Nbre de dents du disque

A = Diametro disco
D = Diametro centraggio disco
E = N° denti disco





		CC	KW HP			92 Clutch Kit/ Kit frizione 91 Flywheel/ Volano 98 Clutch Kit + Flywheel	95 Master Cylinder/ Cilindro maestro 85 Slave Cylinder/ Cilindro secondario
--	--	-----------	------------------	--	--	---	--

CHEROKEE (KJ)

2.4	ED1	2429	108 147	09.01 →	92-00-013 (3 pcs) 92-09-925 (3 pcs)	A:225 D:25,5 E:19 A:228 D:29 E:10	01.05→
2.5 CRD	R 425 DOHC	2499	105 143	09.01 →	92-00-009 (3 pcs)	A:260 D:29 E:10	
2.8 CRD		2776	110 150	11.02 →	92-00-009 (3 pcs)	A:260 D:29 E:10	

CHEROKEE (XJ)

2.1 TD	J8S	2068	59 80	06.89 → 03.92	92-00-010 (3 pcs)	A:215 D:25 E:14	85-00-099 95-00-097
2.1 TD	J8S	2068	64 87	10.84 →	92-00-010 (3 pcs)	A:215 D:25 E:14	85-00-099 95-00-098 95-00-099 Horizontal - Orizzontale GIRLING NABCO Vertical - Verticale
2.5		2469	89 121	10.95 →	92-00-015 (3 pcs)	A:260 D:29 E:10	85-00-099
2.5 TD	ENC	2499	85 116	01.88 →	92-00-015 (3 pcs)	A:260 D:29 E:10	85-00-099

COMPASS

2.0 CRD 4x4	ECE	1968	103 140	09.06 →	92-09-916 (3 pcs)	A:240 D:24 E:23	With Bearing Hydraulic Con Cuscinetto Idraulico
--------------------	-----	------	------------	---------	-----------------------------	-----------------------	--

GRAND CHEROKEE I (Z)

2.5 TD (Z)	M51 M52	2499	85 115	10.95 → 04.99	92-00-015 (3 pcs)	A:260 D:29 E:10	
-------------------	------------	------	-----------	---------------	-----------------------------	-----------------------	--

PATRIOT

2.0 CRD	ECD ECE	1968	103 140	01.08 →	92-09-916 (3 pcs)	A:240 D:24 E:23	With Bearing Hydraulic Con Cuscinetto Idraulico
----------------	------------	------	------------	---------	-----------------------------	-----------------------	--

WRANGLER II (TJ)

2.4	ED1	2429	105 143	11.02 →	92-00-013 (3 pcs) 92-09-925 (3 pcs)	A:225 D:25,5 E:19 A:228 D:29 E:10	→12.04 01.05→
------------	-----	------	------------	---------	--	--	------------------



92 Clutch Kit



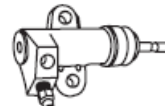
91 Flywheel



98 Clutch Kit + Flywheel



95 Master Cylinder



85 Slave Cylinder

		CC	KW HP			92 Clutch Kit/ Kit frizione 91 Flywheel/ Volano 98 Clutch Kit + Flywheel	95 Master Cylinder/ Cilindro maestro 85 Slave Cylinder/ Cilindro secondario
--	--	-----------	------------------	--	--	---	--

AVELLA DELTA (B5DI)

1.5 GSDI				01.95 →	92-K0-007 (3 pcs) A:200 D:22 E:20	
----------	--	--	--	---------	--	--

AVELLA DELTA (B3)

1.3 GXI/GLXI				03.94 →	92-K0-005 (3 pcs) A:180 D:19 E:18	
1.5 G/LS/LXI				01.95 →	92-K0-006 (3 pcs) A:200 D:22 E:20	

BESTA

2.0		2000		01.90 →	92-K0-000 (3 pcs) A:225 D:24 E:22	
2.2 D	R2	2184	48 65	02.96 →	92-K0-009 (3 pcs) A:225 D:24 E:22	95-03-390
2.7		2700		01.93 →	92-K0-010 (3 pcs) A:240 D:24 E:22 92-K0-011 (3 pcs) A:240 D:24 E:22	Rear Wheel Drive Trazione posteriore 4WD

BONGO

2.9 TDiC		2902	90 122	10.03 →	92-0K-K45 (3 pcs)	
----------	--	------	-----------	---------	-----------------------------	--

CAPITAL

1.5				01.89 →	92-K0-012 (3 pcs) A:215 D:24 E:22 92-03-331 (3 pcs) A:190 D:22 E:20	
-----	--	--	--	---------	--	--

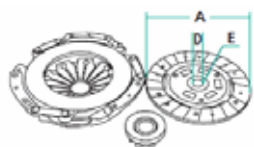
CARENS I (FC)

1.8	T8	1793	81 110	11.00 → 07.02	92-K0-016 (3 pcs) A:225 D:24 E:22	01.01 →	85-K0-006 95-K0-006
-----	----	------	-----------	---------------	--	---------	--------------------------------------

CARENS II

1.8		1793	93 126	07.02 →	92-0K-K29 (3 pcs) A:225 D:24 E:22		85-K0-008 95-K0-007
2.0 CRDi		1991	103 140	11.05 →	92-0H-H39 (3 pcs) A:235 D:25 E:23 98-0H-H06 91-0H-H06	With Bearing Hydraulic Con Cuscinetto Idraulico MT6 MT6 Dual-mass flywheel Volano bimassa	95-0K-K27

A = Disc diameter **A** = Scheibendurchmesser **A** = Diámetro disco **A** = Diamètre du disque **A** = Diametro disco
D = Disc centring diameter **D** = Zentrierdurchmesser Scheibe **D** = Diámetro centrage disco **D** = Diamètre centrage du disque **D** = Diametro centraggio disco
E = N. of disc teeth **E** = Zähnezahl Scheibe **E** = Nº dientes disco **E** = Nbre de dents du disque **E** = Nº denti disco





		CC	KW HP			92 Clutch Kit/ Kit frizione 91 Flywheel/ Volano 98 Clutch Kit + Flywheel	95 Master Cylinder/ Cilindro maestro 85 Slave Cylinder/ Cilindro secondario
--	--	-----------	------------------	--	--	---	--

CARENS II

2.0 CRDi	D4EA	1991	83 113	07.02 →	92-H0-032 (3 pcs) 98-0H-H00 91-0H-H00	A:225 D:22 E:20 Single-mass flywheel Volano monomassa	85-H0-001 95-0K-K27
2.0 CVVT	G4GC	1975	102 139	08.04 →	92-H0-018 (3 pcs)	A:225 D:22 E:20	95-K0-007

CARENS III

2.0 CRDi	D4EA	1991	103 140	09.06 →	92-0H-H39 (3 pcs) 98-0H-H06 91-0H-H06	A:235 D:25 E:23 With Bearing Hydraulic Con Cuscinetto Idraulico MT6 Dual-mass flywheel Volano bimassa	85-H0-001 95-0K-K27
2.0 CRDi 115		1991	85 115	05.07 →	92-0H-H39 (3 pcs) 98-0H-H06	A:235 D:25 E:23 With Bearing Hydraulic Con Cuscinetto Idraulico	95-0K-K27
2.0 CVVT	G4KA	1998	106 144	09.06 →	92-0K-K39 (3 pcs)	A:235 D:23 E:20	85-H0-001 95-0K-K27

CARNIVAL (UP)

2.5 V6		2497	121 165	08.99 → 10.01	92-K0-022 (3 pcs)	A:240 D:26 E:23	95-K0-001
2.9 TD	J3	2903	93 126	08.99 → 10.01	92-K0-004 (3 pcs)	A:260 D:26 E:23	85-K0-001 95-K0-001

CARNIVAL II

2.5 V6	K5	2497	110 150	10.01 →	92-K0-022 (3 pcs)	A:240 D:26 E:23	85-K0-002 95-K0-001
2.9 CRDi	J3	2902	136 185	06.06 →	92-0H-H40 (3 pcs) 98-0K-K06	A:255 D:26 E:23 With Bearing Hydraulic Con Cuscinetto Idraulico	95-0K-K24
2.9 CRDi	J3	2902	106 144	10.01 →	92-K0-004 (3 pcs)	A:260 D:26 E:23	85-K0-001 95-K0-001

CARNIVAL III

2.9 CRDi LX		2902	141 192	09.06 →	92-0H-H40 (3 pcs) 98-0K-K06	A:255 D:26 E:23 With Bearing Hydraulic Con Cuscinetto Idraulico	95-0K-K24
1.4	G4FA	1396	80 109	12.06 →	92-0K-K33 (3 pcs) 98-0K-K04 91-0K-K04	A:215 D:22 E:20 Single-mass flywheel Volano monomassa	85-0K-K20 95-0K-K05



92 Clutch Kit




91 Flywheel



98 Clutch Kit + Flywheel



95 Master Cylinder



85 Slave Cylinder

		CC	KW HP			92 Clutch Kit/ Kit frizione 91 Flywheel/ Volano 98 Clutch Kit + Flywheel	95 Master Cylinder/ Cilindro maestro 85 Slave Cylinder/ Cilindro secondario
--	--	-----------	------------------	--	--	---	--

CEE'D

1.6	G4FC	1591	90 122	12.06 →	92-0K-K33 A:215 (3 pcs) D:22 E:20 98-0K-K04 91-0K-K04	Single-mass flywheel Volano monomassa	85-0K-K20 95-0K-K05
1.6 CRDi 115	D4FB	1582	85 115	12.06 →	92-0K-K34 A:240 (3 pcs) D:22 E:20		85-0K-K20 95-0K-K05
1.6 CRDi 90	D4FB-L	1582	66 90	12.06 →	92-0K-K34 A:240 (3 pcs) D:22 E:20		85-0K-K20 95-0K-K05
2.0 CRDi	D4EA-F	1991	103 140	09.07 →	92-0H-H39 A:235 (3 pcs) D:25 E:23	With Bearing Hydraulic Con Cuscinetto Idraulico MT6	95-0K-K05

CERATO

1.5 CRDi	D4FA	1493	75 102	07.05 →	92-0K-K34 A:240 (3 pcs) D:22 E:20		85-0K-K22 95-0K-K26
1.6	G4ED	1599	77 105	07.04 →	92-0K-K37 A:215 (3 pcs) D:22,5 E:20		
1.6 CRDi	D4FB	1582	85 115	06.05 →	92-0K-K34 A:240 (3 pcs) D:22 E:20		85-0K-K22
2.0	G4GC	1975	105 143	04.04 →	92-0K-K38 A:215 (3 pcs) D:22,5 E:20		85-H0-001

CLARUS (GC)

1.8 i 16V	T8	1793	85 116	05.98 →	92-K0-016 A:225 (3 pcs) D:24 E:22		85-K0-000 95-K0-000
2.0 i 16V	FE (16 V)	1998	98 133	05.98 →	92-K0-000 A:225 (3 pcs) D:24 E:22		85-K0-000 95-K0-000

CLARUS (K9A)

1.8 i 16V	T8	1793	85 116	07.96 →	92-K0-012 A:215 (3 pcs) D:24 E:22 92-K0-016 A:225 (3 pcs) D:24 E:22		85-K0-000 95-K0-000
2.0 i 16V	FE (16 V)	1998	98 133	07.96 →	92-K0-000 A:225 (3 pcs) D:24 E:22		85-K0-000 95-K0-000

CONCORD (F8),(FE/RF)

1.8 (GTX/LX/LPG)				01.88 →	92-K0-012 A:215 (3 pcs) D:24 E:22		
2.0 (GTX/LX/DSL)				01.87 →	92-K0-015 A:225 (3 pcs) D:24 E:22		

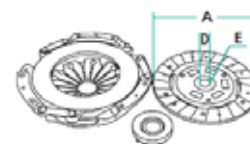
A = Disc diameter
D = Disc centring diameter
E = N. of disc teeth

A = Scheibendurchmesser
D = Zentrierdurchmesser Scheibe
E = Zahnzahl Scheibe

A = Diámetro disco
D = Diámetro centrage disco
E = Nº dientes disco

A = Diamètre du disque
D = Diamètre centrage du disque
E = Nbre de dents du disque

A = Diametro disco
D = Diametro centraggio disco
E = Nº denti disco





		CC	KW HP			92 Clutch Kit/ Kit frizione 91 Flywheel/ Volano 98 Clutch Kit + Flywheel	95 Master Cylinder/ Cilindro maestro 85 Slave Cylinder/ Cilindro secondario
--	--	-----------	------------------	--	--	---	--

CONCORD (FEDI)

2.0 (GLX)				01.92 →	92-K0-000 (3 pcs)	A:225 D:24 E:22	
-----------	--	--	--	---------	-----------------------------	-----------------------	--

JOICE

2.0	G4CP	1997	102 139	02.00 →	92-0K-K35 (3 pcs)	A:225 D:22 E:20	
2.0		1997	88 120	09.01 →	92-0K-K35 (3 pcs)	A:225 D:22 E:20	

K2500

2.5 D	D4BH	2476	69 94	01.03 →	92-K0-026 (3 pcs)	A:240 D:26 E:23	→09.04 85-0K-005 95-0K-002
					92-K0-027 (3 pcs)	A:240 D:26 E:23	10.04 →

K2700

2.7 D	J2	2665	59 80	10.99 →	92-K0-025 (3 pcs)	A:240 D:24 E:22	95-0K-019
-------	----	------	----------	---------	-----------------------------	-----------------------	------------------

MAGENTIS

2.0	G4KA	1998	106 144	11.05 →	92-0K-K39 (3 pcs)	A:235 D:23 E:20	
2.0 CRDi	D4EA	1991	103 140	04.06 →	92-0H-H39 (3 pcs)	A:235 D:25 E:23	With Bearing Hydraulic Con Cuscinetto Idraulico MT6

MAGENTIS (GD)

2.0	G4JP	1997	100 136	05.01 →	92-H0-015 (3 pcs)	A:215 D:22 E:20	85-H0-001 95-K0-009
2.5 V6	G6BV	2493	124 169	05.01 →	92-H0-018 (3 pcs)	A:225 D:22 E:20	85-H0-001 95-K0-009

PICANTO

1.0	G4HE	999	45 61	09.05 →	92-H0-002 (3 pcs)	A:180 D:20 E:24	
					98-0K-K03 91-0K-K03		Single-mass flywheel Volano monomassa
1.0	G4HE	999	46 62	02.08 →	92-H0-002 (3 pcs)	A:180 D:20 E:24	
					98-0K-K03 91-0K-K03		Single-mass flywheel Volano monomassa



92 Clutch Kit



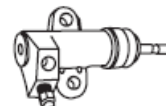
91 Flywheel



98 Clutch Kit + Flywheel



95 Master Cylinder



85 Slave Cylinder

		CC	KW HP			92 Clutch Kit/ Kit frizione 91 Flywheel/ Volano 98 Clutch Kit + Flywheel	95 Master Cylinder/ Cilindro maestro 85 Slave Cylinder/ Cilindro secondario
--	--	-----------	------------------	--	--	---	--

PICANTO

1.1		1086	48 65	02.08 →	92-H0-002 A:180 (3 pcs) D:20 E:24 98-0K-K03 91-0K-K03 Single-mass flywheel Volano monomassa	
1.1	G4HG	1086	48 65	04.04 →	92-H0-002 A:180 (3 pcs) D:20 E:24 98-0K-K03 91-0K-K03 Single-mass flywheel Volano monomassa	
1.1 CRDi	D3FA	1120	55 75	11.05 →	92-0K-K32 A:215 (3 pcs) D:22 E:20	85-0K-K21 95-0K-K20
1.1 CRDi		1120	55 75	02.08 →	92-0K-K32 A:215 (3 pcs) D:22 E:20	85-0K-K21 95-0K-K20

POTENTIA (FE22/FE20)

2.2 (5F/L)				01.92 →	92-K0-018 A:225 (3 pcs) D:24 E:22	
--------------	--	--	--	---------	--	--

PREGIO (TB)

2.5 TCi D	D4BH	2476	69 94	09.02 →	92-K0-026 A:240 (3 pcs) D:26 E:23	85-0K-005 95-0K-019
-----------	------	------	----------	---------	--	--------------------------------------

PRIDE (DA)

1.1 i	Mazda B1	1138	38 52	01.91 →	92-03-330 A:180 (3 pcs) D:19 E:18	
1.3		1324	47 64	08.99 →	92-K0-020 A:180 (3 pcs) D:19 E:18	
1.3 16V	B3	1324	53 72	01.90 →	92-03-330 A:180 (3 pcs) D:19 E:18 92-K0-020 A:180 (3 pcs) D:19 E:18 92-K0-021 A:180 (3 pcs) D:19 E:18	01.91→
1.3 16V	B3	1324	47 64	10.96 →	92-K0-020 A:180 (3 pcs) D:19 E:18	

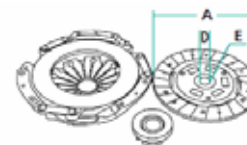
A = Disc diameter
 D = Disc centring diameter
 E = N. of disc teeth

A = Scheibendurchmesser
 D = Zentrierdurchmesser Scheibe
 E = Zähnezahl Scheibe

A = Diámetro disco
 D = Diámetro centrage disco
 E = Nº dientes disco

A = Diamètre du disque
 D = Diamètre centrage du disque
 E = Nbre de dents du disque

A = Diametro disco
 D = Diametro centraggio disco
 E = Nº denti disco





		CC	KW HP			92 Clutch Kit/ Kit frizione 91 Flywheel/ Volano 98 Clutch Kit + Flywheel	95 Master Cylinder/ Cilindro maestro 85 Slave Cylinder/ Cilindro secondario
--	--	-----------	------------------	--	--	---	--

PRIDE (DA)

1.3 16V	B3	1324	44 60	01.90 →	92-03-330 (3 pcs) 92-K0-020 (3 pcs) 92-K0-021 (3 pcs)	A:180 D:19 E:18 A:180 D:19 E:18 A:180 D:19 E:18	01.91→
1.3 i		1324	51 69	01.90 →	92-03-330 (3 pcs) 92-K0-020 (3 pcs) 92-K0-021 (3 pcs)	A:180 D:19 E:18 A:180 D:19 E:18 A:180 D:19 E:18	01.91→

PRO CEE'D

1.4	G4FA	1396	80 109	02.08 →	92-0K-K33 (3 pcs)	A:215 D:22 E:20	85-0K-K20 95-0K-K05
1.6	G4FC	1591	93 126	02.08 →	92-0K-K33 (3 pcs)	A:215 D:22 E:20	85-0K-K20 95-0K-K05
1.6 CRDi 115	D4FB	1582	85 115	02.08 →	92-0K-K34 (3 pcs)	A:240 D:22 E:20	85-0K-K20 95-0K-K05
1.6 CRDi 90	D4FB-L	1582	66 90	02.08 →	92-0K-K34 (3 pcs)	A:240 D:22 E:20	85-0K-K20 95-0K-K05
2.0 CRDi	D4EA-F	1991	103 140	02.08 →	92-0H-H39 (3 pcs)	A:235 D:25 E:23	With Bearing Hydraulic Con Cuscinetto Idraulico MT6 95-0K-K05

RETONA (CE)

2.0 16V	FE (16 V)	1998	94 128	05.00 →	92-K0-002 (3 pcs)	A:225 D:24 E:22	
2.0 TD	RF	1998	61 83	06.99 →	92-K0-003 (3 pcs)	A:225 D:24,3 E:22	

RIO

1.2		1248	63 85	09.11 →	92-0H-H53 (3 pcs)	A:200 D:20 E:24	
1.3		1343	60 82	08.02 → 02.05	92-K0-007 (3 pcs) 98-0K-K05 91-0K-K05	A:200 D:22 E:20	Single-mass flywheel Volano monomassa



92 Clutch Kit




91 Flywheel



98 Clutch Kit + Flywheel



95 Master Cylinder



85 Slave Cylinder

		CC	KW HP			92 Clutch Kit/ Kit frizione 91 Flywheel/ Volano 98 Clutch Kit + Flywheel	95 Master Cylinder/ Cilindro maestro 85 Slave Cylinder/ Cilindro secondario
--	--	-----------	------------------	--	--	---	--

RIO

1.3		1343	55 75	09.00 → 02.05	92-K0-007 A:200 (3 pcs) D:22 E:20 98-0K-K05 91-0K-K05 Single-mass flywheel Volano monomassa
1.4 CRDi		1396	66 90	09.11 →	92-0K-K41 A:240 (3 pcs) D:22,5 E:20
1.5		1493	72 98	09.00 → 02.05	92-K0-007 A:200 (3 pcs) D:22 E:20 98-0K-K05 91-0K-K05 Single-mass flywheel Volano monomassa

RIO (DC)

1.3		1343	60 82	08.00 → 02.05	92-K0-007 A:200 (3 pcs) D:22 E:20 98-0K-K05 91-0K-K05 Single-mass flywheel Volano monomassa
1.3		1343	55 75	08.00 → 02.05	92-K0-007 A:200 (3 pcs) D:22 E:20 98-0K-K05 91-0K-K05 Single-mass flywheel Volano monomassa
1.5		1493	71 97	09.02 → 02.05	92-K0-007 A:200 (3 pcs) D:22 E:20
1.5		1493	72 98	08.00 → 02.05	92-K0-007 A:200 (3 pcs) D:22 E:20 98-0K-K05 91-0K-K05 Single-mass flywheel Volano monomassa

RIO II

1.4 16V	G4EE	1399	71 97	03.05 →	92-0K-K33 A:215 (3 pcs) D:22 E:20	85-0K-K20 95-0K-K21
1.5 CRDi	D4FA	1493	81 110	03.05 →	92-0K-K34 A:240 (3 pcs) D:22 E:20	85-0K-K20 95-0K-K22
1.6 16V	G4ED	1599	82 112	03.05 →	92-0K-K33 A:215 (3 pcs) D:22 E:20	85-0K-K20 95-0K-K21

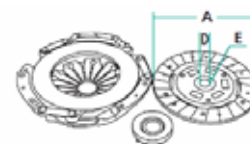
A = Disc diameter
 D = Disc centring diameter
 E = N. of disc teeth

A = Scheibendurchmesser
 D = Zentrierdurchmesser Scheibe
 E = Zähnezahl Scheibe

A = Diámetro disco
 D = Diámetro centrage disco
 E = Nº dientes disco

A = Diamètre du disque
 D = Diamètre centrage du disque
 E = Nbre de dents du disque

A = Diametro disco
 D = Diametro centraggio disco
 E = Nº denti disco



**KIA**

		CC	KW HP			92 Clutch Kit/ Kit frizione 91 Flywheel/ Volano 98 Clutch Kit + Flywheel	95 Master Cylinder/ Cilindro maestro 85 Slave Cylinder/ Cilindro secondario
--	--	-----------	------------------	--	--	---	--

SEPHIA (FA)

1.5 i 16V	B5	1498	59 80	02.96 →	92-K0-007 (3 pcs)	A:200 D:22 E:20		85-K0-012 95-K0-011	without ABS - senza AB →05.97
								95-K0-012 95-K0-014	with ABS - con ABS →05.97 with ABS - con ABS 05.97→
1.6 16V			65	01.99 →	92-K0-007 (3 pcs)	A:200 D:22 E:20	06.00→	85-K0-012 95-K0-015	
					92-K0-013 (3 pcs)	A:200 D:22 E:20	→05.00		
1.6 i	B6	1598	59 80	01.95 →	92-K0-007 (3 pcs)	A:200 D:22 E:20		85-K0-012 95-K0-011	→05.97 without ABS - senza AB
								95-K0-012 95-K0-014	with ABS - con ABS →05.97 05.97→ with ABS - con ABS
1.8 16V			82	01.99 →	92-K0-000 (3 pcs)	A:225 D:24 E:22		85-H0-001 95-K0-014	
1.8 i 16V	OK24N OK26Y	1793	82 112	01.95 →	92-K0-000 (3 pcs)	A:225 D:24 E:22		85-H0-001 95-K0-011	without ABS - senza AB →05.97
								95-K0-012 95-K0-014	with ABS - con ABS →05.97 with ABS - con ABS 05.97→

SHUMA (FB)

1.5 i 16V		1498	65 88	10.97 → 03.01	92-K0-013 (3 pcs)	A:200 D:22 E:20	01.99→	85-K0-012 95-OK-K23 95-K0-015	01.99→ →12.98
1.8 i 16V	T8	1793	81 110	10.97 → 03.01	92-OK-K29 (3 pcs)	A:225 D:24 E:22		85-K0-012 95-OK-K23 95-K0-015	01.99→ →12.98

SHUMA II (FB)

1.6	GA6D	1594	75 101	05.01 → 08.04	92-OK-K30 (3 pcs)	A:200 D:22 E:20		85-K0-013 95-K0-015	
-----	------	------	-----------	---------------	-----------------------------	-----------------------	--	--------------------------------------	--



92 Clutch Kit




91 Flywheel



98 Clutch Kit + Flywheel



95 Master Cylinder



85 Slave Cylinder

NEW CODES - NEUE CODES - NOUVEAUX CODES - NUEVOS CODIGOS - NUOVI CODICI

		CC	KW HP			92 Clutch Kit/ Kit frizione 91 Flywheel/ Volano 98 Clutch Kit + Flywheel	95 Master Cylinder/ Cilindro maestro 85 Slave Cylinder/ Cilindro secondario
--	--	-----------	------------------	--	--	---	--

SORENTO (JC)

2.5 CRDi	D4CB	2497	103 140	08.02 →	92-K0-023 A:255 →02.03 (3 pcs) D:26 E:23 92-0K-K40 A:255 03.03→ (3 pcs) D:26 E:23 98-0K-K00 98-0K-K01 03.03→ 91-0K-K01 Dual-mass flywheel Volano bimassa 91-0K-K00 Single-mass flywheel Volano monomassa	85-K0-018 95-K0-018
2.5 CRDi		2497	120 163	05.06 →	92-0K-K36 A:275 (3 pcs) D:25 E:23 98-0K-K02	85-K0-018
2.5 CRDi	D4CB	2497	125 170	12.06 →	92-0K-K36 A:275 (3 pcs) D:25 E:23 98-0K-K02 91-0K-K02 Dual-mass flywheel Volano bimassa	85-K0-018 95-0K-K25

SOUL

1.6	G4FC	1591	93 126	02.09 →	92-0K-K33 A:215 (3 pcs) D:22 E:20 98-0K-K04 91-0K-K04 Single-mass flywheel Volano monomassa	85-0H-H10
1.6 CRDi	D4FB	1582	93 126	02.09 →	92-0K-K41 A:240 (3 pcs) D:22,5 E:20	85-0H-H10

SPORTAGE

1.7 CRDi	D4FD-L	1685	85 116	02.11 →	92-0K-K41 A:240 (3 pcs) D:22,5 E:20	
2.0 16V	G4GC	1975	104 141	09.04 →	92-0H-H48 A:235 (3 pcs) D:22 E:20	85-H0-001 95-0H-011 →04.05 95-0H-H12 04.05→
2.0 16V 4WD	G4GC	1975	104 141	09.04 →	92-0H-H48 A:235 (3 pcs) D:22 E:20	85-H0-001 95-0H-011 →04.05 95-0H-H12 04.05→
2.0 16V CVVT		1998	120 163	10.10 →	92-0H-H55 A:235 (3 pcs) D:22 E:20	

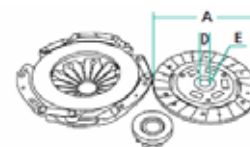
A = Disc diameter
 D = Disc centring diameter
 E = N. of disc teeth

A = Scheibendurchmesser
 D = Zentrierdurchmesser Scheibe
 E = Zähnezahl Scheibe

A = Diámetro disco
 D = Diámetro centrage disco
 E = N° dientes disco

A = Diamètre du disque
 D = Diamètre centrage du disque
 E = Nbre de dents du disque

A = Diámetro disco
 D = Diámetro centrage disco
 E = N° denti disco





		CC	KW HP			92 Clutch Kit/ Kit frizione 91 Flywheel/ Volano 98 Clutch Kit + Flywheel	95 Master Cylinder/ Cilindro maestro 85 Slave Cylinder/ Cilindro secondario
--	--	-----------	------------------	--	--	---	--

SPORTAGE

2.0 CRDi	D4EA	1991	83 113	02.05 →	92-K0-024 (3 pcs) 92-OH-H39 (3 pcs) 98-OH-H06 91-OH-H08 91-OH-H06	A:235 D:22 E:20 A:235 D:25 E:23 A:235 D:22 E:20 A:235 D:22 E:20 A:235 D:22 E:20 A:235 D:22 E:20	MT5 With Bearing Hydraulic Con Cuscinetto Idrraulico MT6 MT6 Single-mass flywheel Volano monomassa Dual-mass flywheel Volano bimassa	85-H0-001 95-OH-011 →04.05 95-OH-H12 04.05→
2.0 CRDi 4WD	D4EA-V D4EA-F	1991	103 140	01.06 →	92-OH-H39 (3 pcs) 92-K0-024 (3 pcs) 98-OH-H06 91-OH-H08 91-OH-H06	A:235 D:25 E:23 A:235 D:22 E:20 A:235 D:22 E:20 A:235 D:22 E:20	With Bearing Hydraulic Con Cuscinetto Idrraulico MT6 MT5 MT6 Single-mass flywheel Volano monomassa Dual-mass flywheel Volano bimassa	85-H0-001 95-OH-011 95-OH-H12 04.05→
2.0 CRDi 4WD	D4EA	1991	83 113	09.04 →	92-OH-H39 (3 pcs) 92-K0-024 (3 pcs) 98-OH-H06 91-OH-H06	A:235 D:25 E:23 A:235 D:22 E:20 A:235 D:22 E:20	With Bearing Hydraulic Con Cuscinetto Idrraulico MT6 MT5 MT6 Dual-mass flywheel Volano bimassa	85-H0-001 95-OH-011 →04.05 95-OH-H12 04.05→

SPORTAGE (K00)

2.0		1998	87 118	10.00 → 08.03	92-K0-003 (3 pcs)	A:225 D:24,3 E:22		85-K0-003 95-K0-003
2.0 4WD		1998	87 118	10.00 → 08.03	92-K0-003 (3 pcs)	A:225 D:24,3 E:22		95-K0-008
2.0 CRDi	D4EA-V	1991	103 140	01.06 →	92-K0-003 (3 pcs) 92-OH-H39 (3 pcs) 98-OH-H06 91-OH-H06	A:225 D:24,3 E:22 A:235 D:25 E:23 A:235 D:22 E:20	With Bearing Hydraulic Con Cuscinetto Idrraulico MT6 MT6 Dual-mass flywheel Volano bimassa	85-K0-004 95-K0-003
2.0 i 16V	FE (16 V)	1998	94 128	10.99 → 08.03	92-K0-003 (3 pcs)	A:225 D:24,3 E:22		85-K0-003 95-K0-003
2.0 i 16V 4WD	FE (16 V)	1998	94 128	04.94 → 08.03	92-K0-002 (3 pcs)	A:225 D:24 E:22		85-K0-011 95-K0-008



92 Clutch Kit




91 Flywheel



98 Clutch Kit + Flywheel



95 Master Cylinder



85 Slave Cylinder

		CC	KW HP			92 Clutch Kit/ Kit frizione 91 Flywheel/ Volano 98 Clutch Kit + Flywheel	95 Master Cylinder/ Cilindro maestro 85 Slave Cylinder/ Cilindro secondario
--	--	-----------	------------------	--	--	---	--

SPORTAGE (K00)

2.0 i 4WD	FE	1998	70 95	04.94 → 08.99	92-K0-002 (3 pcs)	A:225 D:24 E:22	85-K0-003 95-K0-003
2.0 TD 4WD	RF	1998	61 83	10.97 → 08.03	92-K0-003 (3 pcs)	A:225 D:24,3 E:22	85-K0-004 95-K0-004
2.2 D 4x4		2184	52 71	08.94 → 04.99	92-K0-014 (3 pcs)	A:225 D:24 E:22	95-K0-004

VENGA

1.4 16V		1396	66 90	02.10 →	92-0K-K33 (3 pcs)	A:215 D:22 E:20	85-0H-H10
1.4 CRDi		1396	66 90	02.10 →	92-0K-K41 (3 pcs)	A:240 D:22,5 E:20	85-0H-H10
1.6 16V	G4FC	1591	92 125	02.10 →	92-0K-K33 (3 pcs)	A:215 D:22 E:20	85-0H-H10
1.6 CRDi	D4FB	1582	94 128	02.10 →	92-0K-K41 (3 pcs)	A:240 D:22,5 E:20	85-0H-H10

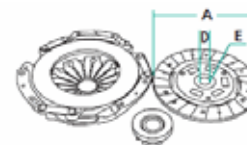
A = Disc diameter
D = Disc centring diameter
E = N. of disc teeth

A = Scheibendurchmesser
D = Zentrierdurchmesser Scheibe
E = Zähnezahl Scheibe

A = Diámetro disco
D = Diámetro centrage disco
E = Nº dientes disco

A = Diamètre du disque
D = Diamètre centrage du disque
E = Nbre de dents du disque

A = Diametro disco
D = Diametro centraggio disco
E = N° denti disco





		CC	KW HP			92 Clutch Kit/ Kit frizione 91 Flywheel/ Volano 98 Clutch Kit + Flywheel	95 Master Cylinder/ Cilindro maestro 85 Slave Cylinder/ Cilindro secondario
--	--	-----------	------------------	--	--	---	--

NIVA (2121)

1600	BA3 2121	1570	56 76	12.76 → 05.87	92-00-000 (3 pcs)	A:200 D:23 E:20	85-00-000 95-00-000
1600	BA3 2121	1569	56 76	04.80 → 12.87	92-00-000 (3 pcs)	A:200 D:23 E:20	85-00-000 95-00-000
1600	BA3 2121	1569	54 73	01.87 → 03.95	92-00-000 (3 pcs)	A:200 D:23 E:20	85-00-000 95-00-000
1700 i	BA3 21214	1690	59 80	06.96 →	92-00-000 (3 pcs)	A:200 D:23 E:20	85-00-000 95-00-000

NOVA (2105, 2108, 2109)

1300 Spezial/L (VAZ, WAS2105)		1294	48 65	05.81 →	92-00-000 (3 pcs)	A:200 D:23 E:20	
--------------------------------------	--	------	----------	---------	-----------------------------	-----------------------	--



92 Clutch Kit



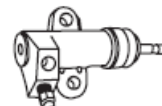
91 Flywheel



98 Clutch Kit + Flywheel



95 Master Cylinder



85 Slave Cylinder

LAND ROVER



		CC	KW HP			92 Clutch Kit/ Kit frizione 91 Flywheel/ Volano 98 Clutch Kit + Flywheel	95 Master Cylinder/ Cilindro maestro 85 Slave Cylinder/ Cilindro secondario
--	--	-----------	------------------	--	--	---	--

DEFENDER (LD)

2.5 Td5 4WD		2495	90 122	06.98 →			
-------------	--	------	-----------	---------	--	--	--

DISCOVERY II (LJ, LT)

2.5 Td5	10 P	2495	102 139	01.99 →			
---------	------	------	------------	---------	--	--	--

FREELANDER (LN)

1.8 16V	18 K4F	1796	86 117	11.00 →	92-04-459 (3 pcs)	A:225 D:25 E:24	
1.8 i 16V		1796	88 120	02.98 → 11.00	92-04-459 (3 pcs)	A:225 D:25 E:24	
2.0 DI		1994	72 98	02.98 → 11.00	92-04-459 (3 pcs)	A:225 D:25 E:24	

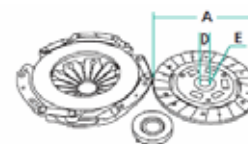
A = Disc diameter
D = Disc centring diameter
E = N. of disc teeth

A = Scheibendurchmesser
D = Zentrierdurchmesser Scheibe
E = Zahnzahl Scheibe

A = Diámetro disco
D = Diámetro centrage disco
E = N° dientes disco

A = Diamètre du disque
D = Diamètre centrage du disque
E = Nbre de dents du disque

A = Diametro disco
D = Diametro centraggio disco
E = N° denti disco





		CC	KW HP			92 Clutch Kit/ Kit frizione 91 Flywheel/ Volano 98 Clutch Kit + Flywheel	95 Master Cylinder/ Cilindro maestro 85 Slave Cylinder/ Cilindro secondario
--	--	-----------	------------------	--	--	---	--

IS (GXE10)

200	1G-FE	1988	114 155	04.99 →	92-02-2085 (3 pcs) 98-02-205 91-02-204	A:225 D:29,5 E:21 Dual-mass flywheel Volano bimassa	
------------	-------	------	------------	---------	--	---	--



92 Clutch Kit



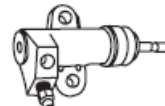
91 Flywheel



98 Clutch Kit + Flywheel



95 Master Cylinder



85 Slave Cylinder

LOTUS



		CC	KW HP			92 Clutch Kit/ Kit frizione 91 Flywheel/ Volano 98 Clutch Kit + Flywheel	95 Master Cylinder/ Cilindro maestro 85 Slave Cylinder/ Cilindro secondario
--	--	-----------	------------------	--	--	---	--

ELAN							
1.6 i 16V Turbo	4XE1	1588	123 167	09.89 → 11.95	92-09-995 (3 pcs)	A:200 D:25 E:14	

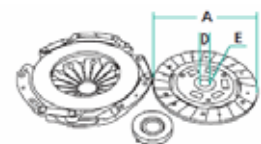
A = Disc diameter
D = Disc centring diameter
E = N. of disc teeth

A = Scheibendurchmesser
D = Zentrierdurchmesser Scheibe
E = Zähnezahl Scheibe

A = Diámetro disco
D = Diámetro centrage disco
E = N° dientes disco

A = Diamètre du disque
D = Diamètre centrage du disque
E = Nbre de dents du disque

A = Diametro disco
D = Diametro centraggio disco
E = N° denti disco





MAHINDRA

		CC	KW HP			92 Clutch Kit/ Kit frizione 91 Flywheel/ Volano 98 Clutch Kit + Flywheel	95 Master Cylinder/ Cilindro maestro 85 Slave Cylinder/ Cilindro secondario
---	---	-----------	------------------	---	---	---	--

GOA							
2.5 TD		2498	79 108	01.07 →	92-00-016 (3 pcs)	A:240 D:29 E:10	85-00-002



92 Clutch Kit




91 Flywheel



98 Clutch Kit + Flywheel



95 Master Cylinder



85 Slave Cylinder

NEW CODES - NEUE CODES - NOUVEAUX CODES - NUEVOS CODIGOS - NUOVI CODICI

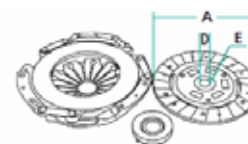
MARUTI



		CC	KW HP			92 Clutch Kit/ Kit frizione 91 Flywheel/ Volano 98 Clutch Kit + Flywheel	95 Master Cylinder/ Cilindro maestro 85 Slave Cylinder/ Cilindro secondario
--	--	-----------	------------------	--	--	---	--

800							
0.8	F8B	796	26 35	01.91 →	92-08-803 (3 pcs)	A:160 D:17 E:32	

A = Disc diameter **A** = Scheibendurchmesser **A** = Diámetro disco **A** = Diamètre du disque **A** = Diametro disco
D = Disc centring diameter **D** = Zentrierdurchmesser Scheibe **D** = Diámetro centraje disco **D** = Diamètre centrage du disque **D** = Diametro centraggio disco
E = N. of disc teeth **E** = Zähnezahl Scheibe **E** = N° dientes disco **E** = Nbre de dents du disque **E** = N° denti disco





MAZDA

		CC	KW HP			92 Clutch Kit/ Kit frizione 91 Flywheel/ Volano 98 Clutch Kit + Flywheel	95 Master Cylinder/ Cilindro maestro 85 Slave Cylinder/ Cilindro secondario
--	--	-----------	------------------	--	--	---	--

1000

1.0	PC	985	33 45	01.75 → 01.77	92-03-300 (3 pcs)	A:185 D:22 E:20	85-03-300 95-03-300
-----	----	-----	----------	---------------	-----------------------------	-----------------------	--------------------------------------

121 I (DA)

1.1	B1 B116	1139	42 57	10.87 → 10.90	92-03-330 (3 pcs)	A:180 D:19 E:18	
1.3	B3	1324	44 60	10.87 → 11.90	92-03-330 (3 pcs)	A:180 D:19 E:18	
1.8		1800	65	01.75 →	92-03-308 (3 pcs) 92-03-309 (3 pcs)	A:215 D:24 E:22 A:215 D:24 E:22	03.77→ →02.77
2.0		2000	64	01.75 →	92-03-307 (3 pcs) 92-03-311 (3 pcs)	A:215 D:24 E:22 A:215 D:24 E:22	07.81→ →06.81

121 II (DB)

1.3 16V	B3 (16V)	1324	39 53	11.90 → 03.96	92-03-360 (3 pcs)	A:180 D:19 E:18	
1.3 16V	B3 (16V)	1324	53 72	11.90 → 03.96	92-03-360 (3 pcs)	A:180 D:19 E:18	

121 III (JASM, JBSM)

1.25	DHF DHG	1242	55 75	03.96 →	92-03-379 (2 pcs)	A:180 D:20 E:17	85-03-320 →12.99 95-03-335
1.3	J4R J4T	1299	44 60	03.96 →	92-03-379 (2 pcs)	A:180 D:20 E:17	85-03-320 95-03-335
1.3	JJK JJM	1299	37 50	03.96 →	92-03-379 (2 pcs)	A:180 D:20 E:17	85-03-320 95-03-335
1.3i 16V CABRIO (JJA)				03.96 →	92-03-321 (3 pcs)	A:185 D:22 E:20	85-03-320
1.8 D	RTJ RTK	1753	44 60	03.96 →	92-03-381 (2 pcs)	A:210 D:20 E:17	85-03-320 01.98→ 95-03-335

1300

1.3	TC	1272	44 60	01.75 → 01.77	92-03-300 (3 pcs)	A:185 D:22 E:20	85-03-300 95-03-300
-----	----	------	----------	---------------	-----------------------------	-----------------------	--------------------------------------

2

1.25	FUJA	1242	55 75	04.03 →	92-03-366 (2 pcs)	A:190 D:19,5 E:17	95-03-334
------	------	------	----------	---------	-----------------------------	-------------------------	------------------



92 Clutch Kit




91 Flywheel



98 Clutch Kit + Flywheel



95 Master Cylinder



85 Slave Cylinder

NEW CODES - NEUE CODES - NOUVEAUX CODES - NUEVOS CODIGOS - NUOVI CODICI

MAZDA



		CC	KW HP			92 Clutch Kit/ Kit frizione 91 Flywheel/ Volano 98 Clutch Kit + Flywheel	95 Master Cylinder/ Cilindro maestro 85 Slave Cylinder/ Cilindro secondario
--	--	-----------	------------------	--	--	---	--

2

1.3	ZJ-VE	1349	63 86	10.07 →	92-03-349 (3 pcs)	A:190 D:22 E:20	
1.3	ZJ-VE	1349	55 75	10.07 →	92-03-349 (3 pcs)	A:190 D:22 E:20	
1.4	FXJA	1388	59 80	04.03 →	92-03-366 (2 pcs)	A:190 D:19,5 E:17	95-03-334
1.4 CD	F6JA F6JB	1399	50 68	04.03 →	92-03-365 (2 pcs)	A:210 D:20 E:17	95-03-334
1.4 MZR-CD		1399	50 68	01.08 →	92-03-372 (3 pcs)	A:210 D:19 E:17	With Bearing Hydraulic Con Cuscinetto Idraulico
1.5	ZY-VE ZY-DE	1498	76 103	10.07 →	92-03-349 (3 pcs)	A:190 D:22 E:20	
1.6	FYJA	1596	74 100	04.03 →	92-03-363 (2 pcs)	A:210 D:19 E:17	95-03-334

3

1.4		1388	59 80	02.04 →	92-03-370 (3 pcs)	A:200 D:23 E:20	
1.4	ZJ-VE	1349	62 84	10.03 →	92-03-370 (3 pcs)	A:200 D:23 E:20	
1.6	B6ZE	1598	77 105	10.03 →	92-03-370 (3 pcs)	A:200 D:23 E:20	
1.6 DI Turbo	Y601	1560	80 109	06.04 →	92-03-373 (3 pcs)	A:240 D:26 E:23	With Bearing Hydraulic Con Cuscinetto Idraulico
1.6 MZR	Z6	1598	77 105	06.09 →	92-03-370 (3 pcs)	A:200 D:23 E:20	
1.6 MZR-CD	Y601	1560	80 109	06.09 →	92-03-373 (3 pcs)	A:240 D:26 E:23	With Bearing Hydraulic Con Cuscinetto Idraulico
2.0	LF17	1999	110 150	10.03 →	92-03-369 (2 pcs)	A:225 D:24 E:22	
2.2 MZR-CD		2184	110 150	06.09 →	92-03-368 (3 pcs)	A:250 D:26 E:23	
2.3 MPS	L3-VDT L3N9	2261	191 260	12.06 →	92-03-350 (3 pcs)	A:250 D:25 E:23	

323 F IV (BG)

1.6	B6E	1598	62 84	09.89 → 06.91	92-03-325 (3 pcs)	A:190 D:22 E:20	85-03-329 95-03-397
-----	-----	------	----------	---------------	-----------------------------	-----------------------	--------------------------------------

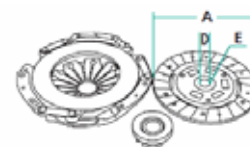
A = Disc diameter
D = Disc centring diameter
E = N. of disc teeth

A = Scheibendurchmesser
D = Zentrierdurchmesser Scheibe
E = Zahnzahl Scheibe

A = Diámetro disco
D = Diámetro centrage disco
E = Nº dientes disco

A = Diamètre du disque
D = Diamètre centrage du disque
E = Nbre de dents du disque

A = Diametro disco
D = Diametro centraggio disco
E = Nº denti disco





		CC	KW HP			92 Clutch Kit/ Kit frizione 91 Flywheel/ Volano 98 Clutch Kit + Flywheel	95 Master Cylinder/ Cilindro maestro 85 Slave Cylinder/ Cilindro secondario
--	--	-----------	------------------	--	--	---	--

323 F IV (BG)

1.6 16V	B6	1598	65 88	03.91 → 10.94	92-03-325 (3 pcs)	A:190 D:22 E:20	85-03-329 95-03-397
1.8 16V	BP	1840	76 103	08.89 → 07.94	92-03-346 (3 pcs)	A:230 D:24 E:22	85-03-396 95-03-397
1.8 16V	BP31	1840	103 140	09.89 → 03.93	92-03-346 (3 pcs)	A:230 D:24 E:22	85-03-329 95-03-397
1.8 16V GT	BP (DOHC)	1840	94 128	08.89 → 07.94	92-03-339 (3 pcs) 92-K0-007 (3 pcs)	A:215 D:24 E:22 A:200 D:22 E:20	85-03-396 95-03-397
1.9i 16V		1900		06.89 → 08.98	92-03-351 (3 pcs) 92-K0-007 (3 pcs)	A:215 D:24 E:22 A:200 D:22 E:20	05.94 → →04.94

323 F V (BA)

1.5 16V	Z5-DE	1489	65 88	07.94 → 09.98	92-K0-007 (3 pcs)	A:200 D:22 E:20	85-03-397 95-03-322
1.8 16V	BP-ZE	1840	84 114	08.94 → 09.98	92-K0-007 (3 pcs)	A:200 D:22 E:20	85-03-396 95-03-322
2.0 24V	KF	1995	106 144	08.94 → 09.98	92-03-337 (3 pcs)	A:225 D:24 E:22	85-03-393 95-03-322

323 F VI (BJ)

1.4	B3 (16V)	1324	53 72	01.01 → 05.04	92-K0-007 (3 pcs)	A:200 D:22 E:20	85-03-397 95-03-329
1.4 16V	B3 ME	1324	54 73	09.98 → 01.01	92-K0-007 (3 pcs)	A:200 D:22 E:20	85-03-397 95-03-320
1.5 16V		1498	65 88	09.98 → 01.01	92-K0-007 (3 pcs)	A:200 D:22 E:20	85-03-397 95-03-320
1.6	ZM	1598	72 98	01.01 → 05.04	92-K0-007 (3 pcs)	A:200 D:22 E:20	85-03-397 95-03-329
1.6	ZM	1598	70 95	01.01 → 05.04	92-K0-007 (3 pcs)	A:200 D:22 E:20	85-03-397
1.8 Astina		1840	92 125	09.98 → 05.04	92-K0-007 (3 pcs)	A:200 D:22 E:20	85-03-323 95-03-393
1.9 16V		1840	84 114	09.98 → 01.01	92-K0-007 (3 pcs)	A:200 D:22 E:20	85-03-323 95-03-320



92 Clutch Kit




91 Flywheel



98 Clutch Kit + Flywheel



95 Master Cylinder



85 Slave Cylinder

		CC	KW HP			92 Clutch Kit/ Kit frizione 91 Flywheel/ Volano 98 Clutch Kit + Flywheel	95 Master Cylinder/ Cilindro maestro 85 Slave Cylinder/ Cilindro secondario
--	--	-----------	------------------	--	--	---	--

323 F VI (BJ)

2.0	FS7E FS7G	1991	96 131	01.01 → 05.04	92-03-314 (3 pcs)	A:225 D:24 E:22	85-03-329 95-03-329
2.0 D	RF1G	1998	52 71	09.98 → 05.04	92-03-362 (3 pcs)	A:200 D:22 E:20	85-03-397 95-03-320

323 I (FA)

1.0	P PC	985	33 45	06.77 → 05.80	92-03-301 (3 pcs)	A:185 D:22 E:20	85-03-399
1.3	TC T	1272	44 60	01.77 → 05.80	92-03-301 (3 pcs)	A:185 D:22 E:20	85-03-399
1.4	U UC	1415	51 69	05.78 → 05.80	92-03-301 (3 pcs)	A:185 D:22 E:20	
1.5	D5	1490	52 70	04.82 → 05.86	92-03-315 (3 pcs)	A:190 D:22 E:20	85-03-399

323 II (BD)

1.1	E1	1071	40 54	11.80 → 10.85	92-03-302 (3 pcs)	A:185 D:22 E:20	85-03-399
1.3	E3	1296	44 60	09.81 → 10.85	92-03-302 (3 pcs)	A:185 D:22 E:20	85-03-399 95-03-398
1.3	E3	1296	50 68	11.80 → 10.89	92-03-302 (3 pcs)	A:185 D:22 E:20	85-03-399 95-03-398
1.5	E5	1490	65 88	03.82 → 09.86	92-03-315 (3 pcs)	A:190 D:22 E:20	85-03-399 95-03-398
1.5	E5	1490	59 80	11.80 → 07.85	92-03-315 (3 pcs)	A:190 D:22 E:20	85-03-399 95-03-398
1.5	E5	1490	55 75	05.81 → 12.85	92-03-315 (3 pcs)	A:190 D:22 E:20	85-03-399 95-03-398

323 III (BF)

1.1	E1	1071	40 54	09.85 → 10.89	92-03-302 (3 pcs)	A:185 D:22 E:20	85-03-399 95-03-398
1.3	E3	1296	44 60	09.85 → 12.87	92-03-302 (3 pcs)	A:185 D:22 E:20	85-03-399 95-03-398
1.3 i		1324	49 67	09.85 → 08.89	92-03-302 (3 pcs)	A:185 D:22 E:20	85-03-399 95-03-398
1.4	B3	1324	44 60	09.87 → 10.89	92-03-302 (3 pcs)	A:185 D:22 E:20	85-03-399 95-03-398

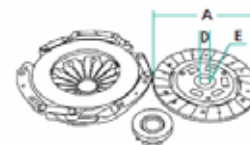
A = Disc diameter
D = Disc centring diameter
E = N. of disc teeth

A = Scheibendurchmesser
D = Zentrierdurchmesser Scheibe
E = Zahnzahl Scheibe

A = Diámetro disco
D = Diámetro centraje disco
E = Nº dientes disco

A = Diamètre du disque
D = Diamètre centrage du disque
E = Nbre de dents du disque

A = Diametro disco
D = Diametro centraggio disco
E = N° denti disco





		CC	KW HP			92 Clutch Kit/ Kit frizione 91 Flywheel/ Volano 98 Clutch Kit + Flywheel	95 Master Cylinder/ Cilindro maestro 85 Slave Cylinder/ Cilindro secondario
--	--	-----------	------------------	--	--	---	--

323 III (BF)

1.5	B5	1498	54 73	09.87 → 10.89	92-03-302 (3 pcs) 92-03-315 (3 pcs)	A:185 D:22 E:20 A:190 D:22 E:20	85-03-399 95-03-398
1.5	E5	1490	55 75	08.85 → 05.89	92-03-302 (3 pcs)	A:185 D:22 E:20	85-03-399 95-03-398
1.5 i	E5E3	1490	70 95	08.85 → 05.89	92-03-302 (3 pcs) 92-03-315 (3 pcs)	A:185 D:22 E:20 A:190 D:22 E:20	85-03-399 95-03-398
1.6	B68	1597	54 73	09.87 → 10.89	92-03-315 (3 pcs)	A:190 D:22 E:20	85-03-399 95-03-398
1.6 GT	B6	1598	77 105	08.85 → 12.88	92-03-315 (3 pcs)	A:190 D:22 E:20	85-03-399 95-03-398
1.6 GT	B6	1597	63 86	09.87 → 10.89	92-03-315 (3 pcs)	A:190 D:22 E:20	85-03-399 95-03-398
1.6 GT Turbo 4WD (BF2)		1597	110 150	08.87 → 10.89	92-03-314 (3 pcs)	A:225 D:24 E:22	→VIN 416121 85-03-399 95-03-398
1.6 GT Turbo (BF1)	B6	1598	103 140	10.85 → 11.91	92-03-314 (3 pcs) 92-03-315 (3 pcs)	A:225 D:24 E:22 A:190 D:22 E:20	06.86→ →VIN 416121 85-03-399 95-03-398
1.6 GT Turbo 4WD (BF2)	B6	1598	103 140	10.87 → 11.91	92-03-314 (3 pcs)	A:225 D:24 E:22	→VIN 416121 85-03-399 95-03-398
1.7 D	PN46	1720	42 57	01.87 → 05.89	92-03-323 (3 pcs)	A:190 D:22 E:20	85-03-399 95-03-399
1.7 D	PN27	1720	40 54	04.86 → 05.89	92-03-323 (3 pcs)	A:190 D:22 E:20	85-03-399 95-03-399

323 III (BW)

1.3	E3	1296	44 60	07.86 → 04.90	92-03-302 (3 pcs)	A:185 D:22 E:20	85-03-399 95-03-397
1.5	B50 B53 B5	1498	54 73	01.87 → 05.89	92-03-302 (3 pcs) 92-03-315 (3 pcs)	A:185 D:22 E:20 A:190 D:22 E:20	85-03-399 95-03-398



92 Clutch Kit




91 Flywheel



98 Clutch Kit + Flywheel



95 Master Cylinder



85 Slave Cylinder

		CC	KW HP			92 Clutch Kit/ Kit frizione 91 Flywheel/ Volano 98 Clutch Kit + Flywheel	95 Master Cylinder/ Cilindro maestro 85 Slave Cylinder/ Cilindro secondario
--	--	-----------	------------------	--	--	---	--

323 III (BW)

1.5	B50 B53 E5	1490	55 75	05.86 → 05.89	92-03-302 (3 pcs) 92-03-315 (3 pcs)	A:185 D:22 E:20 A:190 D:22 E:20	85-03-399 95-03-396
1.6	B6E B65M B6	1598	63 86	09.86 → 10.95	92-03-325 (3 pcs)	A:190 D:22 E:20	06.89 → 85-03-399 95-03-399
1.6	B68	1597	54 73	09.87 → 10.89	92-03-325 (3 pcs)	A:190 D:22 E:20	85-03-399
1.7 D	PN26	1720	40 54	11.86 → 08.87	92-03-329 (3 pcs)	A:190 D:22 E:20	85-03-399 95-03-399
1.7 D	PN26 PN54	1720	41 56	10.89 → 03.93	92-03-323 (3 pcs)	A:190 D:22 E:20	85-03-399 95-03-399
1.7 D	PN26 PN54	1720	42 57	11.86 → 10.89	92-03-323 (3 pcs) 92-03-329 (3 pcs)	A:190 D:22 E:20 A:190 D:22 E:20	06.87 → 85-03-399 →06.87 95-03-396

323 IV C (BG)

1.3	B3E	1324	49 67	09.89 → 07.94	92-03-321 (3 pcs)	A:185 D:22 E:20	85-03-397 95-03-397
1.3 16V		1324	54 73	09.89 → 07.94	92-03-321 (3 pcs)	A:185 D:22 E:20	85-03-397 95-03-397
1.6	B6E	1598	62 84	09.89 → 06.91	92-03-325 (3 pcs)	A:190 D:22 E:20	85-03-397 95-03-397
1.6 16V	B6	1598	65 88	03.91 → 10.94	92-03-325 (3 pcs)	A:190 D:22 E:20	85-03-397 95-03-397
1.8 16V	BP22 BP31	1840	103 140	09.89 → 03.93	92-K0-007 (3 pcs)	A:200 D:22 E:20	85-03-396 95-03-397
1.8 16V GT	BP (DOHC)	1840	94 128	09.89 → 03.93	92-03-346 (3 pcs)	A:230 D:24 E:22	85-03-399 95-03-397
1.8 16V Turbo 4WD	BP Turbo	1840	120 163	09.90 → 12.92	92-03-346 (3 pcs)	A:230 D:24 E:22	85-03-399
1.9 16V 2WD/4WD		1900		01.90 →	92-03-348 (3 pcs) 92-03-346 (3 pcs) 92-K0-007 (3 pcs)	A:225 D:24 E:22 A:230 D:24 E:22 A:200 D:22 E:20	06.94 → Front Wheel Drive Trazione anteriore 4WD →05.94 Front Wheel Drive Trazione anteriore

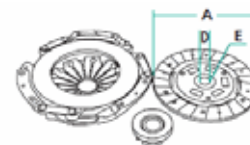
A = Disc diameter
 D = Disc centring diameter
 E = N. of disc teeth

A = Scheibendurchmesser
 D = Zentrierdurchmesser Scheibe
 E = Zahnzahl Scheibe

A = Diámetro disco
 D = Diámetro centraje disco
 E = Nº dientes disco

A = Diamètre du disque
 D = Diamètre centrage du disque
 E = Nbre de dents du disque

A = Diametro disco
 D = Diametro centraggio disco
 E = Nº denti disco





		CC	KW HP			92 Clutch Kit/ Kit frizione 91 Flywheel/ Volano 98 Clutch Kit + Flywheel	95 Master Cylinder/ Cilindro maestro 85 Slave Cylinder/ Cilindro secondario
--	--	-----------	------------------	--	--	---	--

323 IV S (BG)

1.3	B3E B383	1324	49 67	09.89 → 06.91	92-03-321 (3 pcs)	A:185 D:22 E:20	85-03-397 95-03-397
1.3 16V	B3 (16V)	1324	54 73	04.91 → 07.94	92-03-321 (3 pcs)	A:185 D:22 E:20	85-03-397 95-03-397
1.6	B6E	1598	62 84	09.89 → 06.91	92-03-325 (3 pcs)	A:190 D:22 E:20	85-03-397 95-03-397
1.6 16V	B6	1598	65 88	08.89 → 10.94	92-03-325 (3 pcs)	A:190 D:22 E:20	85-03-397 95-03-397 08.90→
1.8 16V	BP52	1840	76 103	08.89 → 07.94	92-K0-007 (3 pcs)	A:200 D:22 E:20	85-03-396 95-03-397
1.8 16V GT	BP (DOHC)	1840	94 128	06.89 → 07.94	92-03-346 (3 pcs)	A:230 D:24 E:22	85-03-397 95-03-397
1.8 16V Turbo 4WD	BP Turbo	1840	120 163	01.91 → 07.94	92-03-346 (3 pcs)	A:230 D:24 E:22	

323 V C (BA)

1.3 16V	B3 (16V)	1324	54 73	08.94 → 09.98	92-K0-007 (3 pcs)	A:200 D:22 E:20	85-03-397 95-03-322
1.5 16V	Z5-DE	1489	65 88	08.94 → 09.98	92-K0-007 (3 pcs)	A:200 D:22 E:20	85-03-397 95-03-322
1.8 16V	BP-ZE	1840	84 114	08.94 → 09.98	92-K0-007 (3 pcs)	A:200 D:22 E:20	85-03-396 95-03-322

323 V P (BA)

1.3 16V	B3 (16V)	1324	54 73	10.96 →	92-K0-007 (3 pcs)	A:200 D:22 E:20	85-03-397 95-03-320
1.5 16V	Z5-DE	1489	65 88	10.96 →	92-K0-007 (3 pcs)	A:200 D:22 E:20	85-03-397 95-03-320
2.0 D	RF1G	1998	52 71	10.96 →	92-03-362 (3 pcs)	A:200 D:22 E:20	85-03-397 95-03-322

323 V S (BA)

1.3 16V	B3 (16V)	1324	54 73	08.94 → 09.98	92-K0-007 (3 pcs)	A:200 D:22 E:20	85-03-397 95-03-322
1.5 16V	Z5-DE	1489	65 88	08.94 → 09.98	92-K0-007 (3 pcs)	A:200 D:22 E:20	85-03-397 95-03-322
1.8 16V	BP-ZE	1840	84 114	08.94 → 09.98	92-K0-007 (3 pcs)	A:200 D:22 E:20	85-03-396 95-03-322
2.0 D	RF1G	1998	52 71	10.96 → 09.98	92-03-362 (3 pcs)	A:200 D:22 E:20	85-03-397 95-03-322



92 Clutch Kit




91 Flywheel



98 Clutch Kit + Flywheel



95 Master Cylinder



85 Slave Cylinder

MAZDA



		CC	KW HP			92 Clutch Kit/ Kit frizione 91 Flywheel/ Volano 98 Clutch Kit + Flywheel	95 Master Cylinder/ Cilindro maestro 85 Slave Cylinder/ Cilindro secondario
--	--	-----------	------------------	--	--	---	--

323 VI P (BJ)

1.4 16V		1324	54 73	09.98 →	92-K0-007 (3 pcs)	A:200 D:22 E:20	85-03-397 95-03-320
1.5 16V		1498	65 88	09.98 →	92-K0-007 (3 pcs)	A:200 D:22 E:20	85-03-397 95-03-320

323 VI S (BJ)

1.4	B3 (16V)	1324	53 72	01.01 → 05.04	92-K0-007 (3 pcs)	A:200 D:22 E:20	85-03-397 95-03-329
1.4 16V	B3 ME	1324	54 73	09.98 → 01.01	92-K0-007 (3 pcs)	A:200 D:22 E:20	85-03-397 95-03-320
1.5		1498	80 109	05.98 → 05.04	92-K0-007 (3 pcs)	A:200 D:22 E:20	85-03-329 95-03-329
1.5 16V		1498	65 88	09.98 → 01.01	92-K0-007 (3 pcs)	A:200 D:22 E:20	85-03-397 95-03-320
1.8 Protege		1840	92 125	05.98 → 05.04	92-K0-007 (3 pcs)	A:200 D:22 E:20	85-03-323 95-03-393
2.0	FS7E FS7G	1991	96 131	01.01 → 05.04	92-03-314 (3 pcs)	A:225 D:24 E:22	85-03-329 95-03-329
2.0 D		1998	52 71	09.98 → 05.04	92-03-362 (3 pcs)	A:200 D:22 E:20	85-03-397 95-03-320

5

1.8	L823	1798	85 116	03.05 →	92-03-369 (2 pcs)	A:225 D:24 E:22	
1.8		1798	85 116	12.10 →	92-03-353 (3 pcs)	A:225 D:24 E:22	
2.0	LFF7	1999	107 146	03.05 →	92-03-369 (2 pcs)	A:225 D:24 E:22	
2.0 CD			107 146	03.05 →	92-03-368 (3 pcs) 92-03-371 (3 pcs)	A:250 D:26 E:23 A:225 D:25 E:22	MT6 MT5
2.0 CD	RF7J	1998	105 143	06.05 →	92-03-368 (3 pcs) 92-03-371 (3 pcs) 98-03-302	A:250 D:26 E:23 A:225 D:25 E:22	MT6 MT5

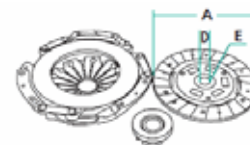
A = Disc diameter
D = Disc centring diameter
E = N. of disc teeth

A = Scheibendurchmesser
D = Zentrierdurchmesser Scheibe
E = Zähnezahl Scheibe

A = Diámetro disco
D = Diámetro centrage disco
E = N° dientes disco

A = Diamètre du disque
D = Diamètre centrage du disque
E = Nbre de dents du disque

A = Diametro disco
D = Diametro centraggio disco
E = N° denti disco





MAZDA

		CC	KW HP			92 Clutch Kit/ Kit frizione 91 Flywheel/ Volano 98 Clutch Kit + Flywheel	95 Master Cylinder/ Cilindro maestro 85 Slave Cylinder/ Cilindro secondario
--	--	-----------	------------------	--	--	---	--

5

2.0 CD		1998	81 110	03.05 →	92-03-368 (3 pcs) 92-03-371 (3 pcs) 98-03-302	A:250 D:26 E:23 A:225 D:25 E:22	MT6 MT5
---------------	--	------	-----------	---------	--	--	--------------------

6

1.8 MRZ	L813	1798	88 120	08.07 →	92-03-352 (3 pcs)	A:225 D:24 E:22	
2.0		1999	108 147	04.08 →	92-03-352 (3 pcs)	A:225 D:24 E:22	
2.0 CD		1998	103 140	04.08 →	92-03-368 (3 pcs)	A:250 D:26 E:23	
2.0 MRZ	LF17	1999	108 147	08.07 →	92-03-352 (3 pcs)	A:225 D:24 E:22	
2.0 MRZ-CD	RF7J	1998	103 140	08.07 →	92-03-368 (3 pcs) 98-03-302	A:250 D:26 E:23	
2.2 CD		2183	120 163	04.08 →	92-03-368 (3 pcs)	A:250 D:26 E:23	
2.2 MRZ-CD		2184	120 163	01.09 →	92-03-368 (3 pcs)	A:250 D:26 E:23	
2.5		2488	125 170	04.08 →	92-03-353 (3 pcs)	A:225 D:24 E:22	
2.5 MRZ	L5-VE	2488	125 170	08.07 →	92-03-353 (3 pcs)	A:225 D:24 E:22	

6 (GG)

1.8	L813	1798	88 120	08.02 →	92-03-332 (3 pcs)	A:215 D:24 E:22	85-03-324 95-03-322
2.0	LFF7	1999	108 147	03.05 →	92-03-380 (2 pcs)	A:215 D:24 E:22	85-03-324 95-03-322
2.0	LF17 LF18	1999	104 141	06.02 →	92-03-380 (2 pcs)	A:215 D:24 E:22	→09.03 85-03-324 95-03-322
2.0 DI	RF5C	1998	100 136	06.02 →	92-03-333 (3 pcs) 98-03-300 91-03-300	A:240 D:26 E:23	85-03-323 Dual-mass flywheel Volano bimassa



92 Clutch Kit




91 Flywheel



98 Clutch Kit + Flywheel



95 Master Cylinder



85 Slave Cylinder

NEW CODES - NEUE CODES - NOUVEAUX CODES - NUEVOS CODIGOS - NUOVI CODICI

MAZDA



		CC	KW HP			92 Clutch Kit/ Kit frizione 91 Flywheel/ Volano 98 Clutch Kit + Flywheel	95 Master Cylinder/ Cilindro maestro 85 Slave Cylinder/ Cilindro secondario
--	--	-----------	------------------	--	--	---	--

6 (GG)

2.0 DI	RF7J	1998	105 143	06.05 →	92-03-368 (3 pcs) 98-03-302	A:250 D:26 E:23	85-03-323
2.0 DI	RF5C	1998	89 121	08.02 →	92-03-333 (3 pcs) 98-03-300 91-03-300	A:240 D:26 E:23 Dual-mass flywheel Volano bimassa	85-03-323
2.3	L3KG	2261	191 260	12.05 →	92-03-350 (3 pcs)	A:250 D:25 E:23	85-03-324 95-03-322
2.3	L3C1	2261	122 166	06.02 →	92-03-380 (2 pcs)	A:215 D:24 E:22	85-03-324 95-03-322

6 (GH)

2.0 MRZ-CD	RF7J	1998	103 140	08.07 →	92-03-368 (3 pcs) 98-03-302	A:250 D:26 E:23	
------------	------	------	------------	---------	---	-----------------------	--

6 (GY)

1.8	L813	1798	88 120	08.02 →	92-03-332 (3 pcs)	A:215 D:24 E:22	85-03-324 95-03-322
2.0	LF17 LF18	1999	104 141	08.02 →	92-03-380 (2 pcs)	A:215 D:24 E:22	85-03-324 95-03-322
2.0	LFF7	1999	108 147	03.05 →	92-03-380 (2 pcs)	A:215 D:24 E:22	85-03-324 95-03-322
2.0 DI	RF7J	1998	105 143	06.05 →	92-03-368 (3 pcs) 98-03-302	A:250 D:26 E:23	85-03-323
2.0 DI	RF5C	1998	100 136	08.02 →	92-03-333 (3 pcs) 98-03-300 91-03-300	A:240 D:26 E:23 Dual-mass flywheel Volano bimassa	85-03-323
2.0 DI	RF5C	1998	89 121	08.02 →	92-03-333 (3 pcs) 98-03-300 91-03-300	A:240 D:26 E:23 Dual-mass flywheel Volano bimassa	85-03-323
2.3	L3C1	2261	122 166	08.02 →	92-03-380 (2 pcs)	A:215 D:24 E:22	85-03-324 95-03-322
2.3 AWD	L3C1	2261	119 162	11.02 →	92-03-380 (2 pcs)	A:215 D:24 E:22	85-03-324 95-03-322

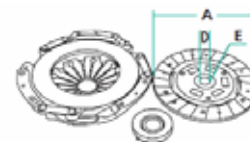
A = Disc diameter
 D = Disc centring diameter
 E = N. of disc teeth

A = Scheibendurchmesser
 D = Zentrierdurchmesser Scheibe
 E = Zahnzahl Scheibe

A = Diámetro disco
 D = Diámetro centrage disco
 E = N° dientes disco

A = Diamètre du disque
 D = Diamètre centrage du disque
 E = Nbre de dents du disque

A = Diametro disco
 D = Diametro centraggio disco
 E = N° denti disco





		CC	KW HP			92 Clutch Kit/ Kit frizione 91 Flywheel/ Volano 98 Clutch Kit + Flywheel	95 Master Cylinder/ Cilindro maestro 85 Slave Cylinder/ Cilindro secondario
--	--	-----------	------------------	--	--	---	--

6 WAGON

1.8		1798	88 120	04.08 →	92-03-352 (3 pcs)	A:225 D:24 E:22	
2.0		1999	108 147	04.08 →	92-03-352 (3 pcs)	A:225 D:24 E:22	
2.0 CD		1998	103 140	04.08 →	92-03-368 (3 pcs)	A:250 D:26 E:23	
2.5		2488	125 170	04.08 →	92-03-353 (3 pcs)	A:225 D:24 E:22	

616

1.6	NA	1586	55 75	06.73 → 02.78	92-03-304 (3 pcs)	A:200 D:24 E:22	85-03-301
1.6 (NA) SNA				05.70 → 05.73	92-03-304 (3 pcs)	A:200 D:24 E:22	85-03-301 95-03-308

618

1.8 (VC) SV/SB				01.73 →	92-03-309 (3 pcs)	A:215 D:24 E:22	85-03-306 95-03-308
----------------	--	--	--	---------	-----------------------------	-----------------------	--------------------------------------

626 I (CB)

1.6	H6 N NA	1586	55 75	05.79 → 05.82	92-03-313 (3 pcs)	A:200 D:24 E:22	85-03-301 →12.79 95-03-301 →12.79 95-03-302 01.80→
2.0	HE3 MA M	1970	66 90	05.79 → 05.82	92-03-307 (3 pcs)	A:215 D:24 E:22	85-03-301 →07.80 95-03-301 →07.80

626 II (GC)

1.6	F6	1587	59 80	11.82 → 06.87	92-03-306 (3 pcs)	A:200 D:24,5 E:22	85-03-395 95-03-395
2.0	FE	1998	88 120	01.86 → 09.87	92-03-314 (3 pcs)	A:225 D:24 E:22	85-03-395 95-03-395
2.0	FE	1998	74 101	03.83 → 09.87	92-03-364 (3 pcs)	A:225 D:24 E:22	85-03-395 95-03-395
2.0	FE	1998	68 93	11.86 → 09.87	92-03-314 (3 pcs)	A:225 D:24 E:22	85-03-395 95-03-395
2.0 D	RF46	1998	46 63	01.83 → 06.87	92-03-314 (3 pcs)	A:225 D:24 E:22	85-03-395 08.85→ 95-03-395 08.85→

626 III (GD)

1.6		1597	60 82	06.87 → 05.92	92-03-320 (3 pcs)	A:215 D:24 E:22	85-03-394 01.88→ 95-03-394 01.88→
-----	--	------	----------	---------------	-----------------------------	-----------------------	--



92 Clutch Kit




91 Flywheel



98 Clutch Kit + Flywheel



95 Master Cylinder



85 Slave Cylinder

MAZDA



		CC	KW HP			92 Clutch Kit/ Kit frizione 91 Flywheel/ Volano 98 Clutch Kit + Flywheel	95 Master Cylinder/ Cilindro maestro 85 Slave Cylinder/ Cilindro secondario
--	--	-----------	------------------	--	--	---	--

626 III (GD)

1.8	F8	1789	65 88	11.87 → 05.92	92-03-320 (3 pcs)	A:215 D:24 E:22	85-03-394 95-03-394
2.0	FE	1998	66 90	09.87 → 10.90	92-03-314 (3 pcs)	A:225 D:24 E:22	85-03-394 95-03-394
2.0 12V	FE (12V)	1998	79 107	09.87 → 05.92	92-03-314 (3 pcs)	A:225 D:24 E:22	85-03-394 95-03-394
2.0 16V	FE Kat. (16V)	1998	103 140	11.87 → 05.92	92-03-314 (3 pcs)	A:225 D:24 E:22	85-03-394 95-03-394 08.89→
2.0 16V	FE Kat. (16V)	1998	109 148	07.87 → 09.89	92-03-314 (3 pcs)	A:225 D:24 E:22	85-03-394 95-03-394
2.0 D	RF-N	1998	44 60	07.87 → 07.91	92-03-314 (3 pcs)	A:225 D:24 E:22	85-03-394 95-03-394
2.2 12V	F2	2184	85 115	11.87 → 07.91	92-03-314 (3 pcs)	A:225 D:24 E:22	85-03-394 95-03-394

626 III (GV)

2.0	FE	1998	66 90	10.88 → 09.97	92-03-314 (3 pcs)	A:225 D:24 E:22	85-03-394 95-03-394 109056
2.0 12V	FE (12V)	1998	81 110	09.87 → 01.90	92-03-314 (3 pcs)	A:225 D:24 E:22	85-03-394 95-03-394
2.0 16V	FE Kat. (16V)	1998	103 140	01.88 → 03.92	92-03-314 (3 pcs)	A:225 D:24 E:22	85-03-394 95-03-394
2.0 D	RF-N	1998	44 60	09.88 → 07.91	92-03-314 (3 pcs)	A:225 D:24 E:22	85-03-394 95-03-394
2.0 D	RFG5	1998	60 82	11.94 → 09.97	92-03-314 (3 pcs)	A:225 D:24 E:22	85-03-394 95-03-323
2.0 D Complex	RF-CX	1998	55 75	05.93 → 11.96	92-03-314 (3 pcs)	A:225 D:24 E:22	85-03-394 95-03-323
2.0 i		1998	110 150	11.94 → 09.97	92-03-314 (3 pcs)	A:225 D:24 E:22	85-03-393 95-03-393
2.2 12V	F2	2184	85 115	03.89 → 11.96	92-03-314 (3 pcs)	A:225 D:24 E:22	06.92→ 85-03-394 95-03-394
2.2 12V 4WD	F2 F2L1	2184	85 116	05.91 → 11.92	92-03-314 (3 pcs)	A:225 D:24 E:22	85-03-394 95-03-394

626 IV (GE)

1.8 i		1840	66 90	08.94 → 04.97	92-03-314 (3 pcs)	A:225 D:24 E:22	85-03-393 95-03-393
-------	--	------	----------	---------------	-----------------------------	-----------------------	--------------------------------------

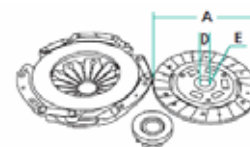
A = Disc diameter
D = Disc centring diameter
E = N. of disc teeth

A = Scheibendurchmesser
D = Zentrierdurchmesser Scheibe
E = Zahnzahl Scheibe

A = Diámetro disco
D = Diámetro centraje disco
E = Nº dientes disco

A = Diamètre du disque
D = Diamètre centrage du disque
E = Nbre de dents du disque

A = Diametro disco
D = Diametro centraggio disco
E = Nº denti disco





		CC	KW HP			92 Clutch Kit/ Kit frizione 91 Flywheel/ Volano 98 Clutch Kit + Flywheel	95 Master Cylinder/ Cilindro maestro 85 Slave Cylinder/ Cilindro secondario
--	--	-----------	------------------	--	--	---	--

626 IV (GE)

1.8 i	FP	1840	77 105	01.92 → 04.97	92-03-314 (3 pcs)	A:225 D:24 E:22		85-03-393 95-03-393
2.0 D		1998	56 76	05.94 → 06.97	92-03-314 (3 pcs)	A:225 D:24 E:22		85-03-394 95-03-393
2.0 D GLX Complex	RF OHC	1998	55 75	10.92 → 04.97	92-03-314 (3 pcs)	A:225 D:24 E:22		85-03-393 95-03-323
2.0 i	FS	1991	85 115	01.92 → 04.97	92-03-314 (3 pcs)	A:225 D:24 E:22	→04.94	85-03-393 95-03-393
					92-03-355 (3 pcs)	A:225 D:24 E:22	05.94→	
2.0 i 4WD	FS	1991	85 116	04.92 → 04.97	92-03-314 (3 pcs)	A:225 D:24 E:22		85-03-393 95-03-393

626 V (GF)

1.8	FPY3	1840	66 90	05.97 → 12.99	92-03-314 (3 pcs)	A:225 D:24 E:22		85-03-393 95-03-320
1.8	FP9A	1840	74 100	12.99 → 10.02	92-03-314 (3 pcs)	A:225 D:24 E:22		85-03-393 →12.02 95-03-320 →12.02
2.0	FS	1991	85 115	05.97 → 10.02	92-03-345 (3 pcs)	A:225 D:24,5 E:22		85-03-393 →12.02 95-03-320 →12.02
2.0 DITD	RF3F	1998	66 90	04.98 → 10.02	92-03-382 (3 pcs)	A:225 D:24 E:22		85-03-393 →12.02 95-03-320 →12.02
2.0 TD		1998	81 110	10.00 → 10.02	92-03-382 (3 pcs)	A:225 D:24 E:22		85-03-393 →12.02
2.0 Turbo DI		1998	74 101	04.98 → 10.02	92-03-382 (3 pcs)	A:225 D:24 E:22		85-03-393 →12.02 95-03-320

626 V (GW)

1.8		1840	66 90	02.98 → 01.00	92-03-314 (3 pcs)	A:225 D:24 E:22		85-03-393 95-03-320
1.8	FP9A	1840	74 100	01.00 → 10.02	92-03-314 (3 pcs)	A:225 D:24 E:22		85-03-393 95-03-320
2.0	FS	1991	85 116	02.98 → 10.02	92-03-345 (3 pcs)	A:225 D:24,5 E:22		85-03-393 →12.02 95-03-320 →12.02
2.0 DITD	RF3F	1998	66 90	09.99 → 10.02	92-03-382 (3 pcs)	A:225 D:24 E:22		85-03-393 →12.02 95-03-320 →12.02
2.0 TD		1998	81 110	10.00 → 10.02	92-03-382 (3 pcs)	A:225 D:24 E:22		85-03-393 →12.02



92 Clutch Kit




91 Flywheel



98 Clutch Kit + Flywheel



95 Master Cylinder



85 Slave Cylinder

		CC	KW HP			92 Clutch Kit/ Kit frizione 91 Flywheel/ Volano 98 Clutch Kit + Flywheel	95 Master Cylinder/ Cilindro maestro 85 Slave Cylinder/ Cilindro secondario
--	--	-----------	------------------	--	--	---	--

626 V (GW)

2.0 Turbo DI	RF4F	1998	74 101	04.98 → 10.02	92-03-382 (3 pcs)	A:225 D:24 E:22	85-03-393 95-03-320	→12.02 →12.02
--------------	------	------	-----------	---------------	-----------------------------	-----------------------	--------------------------------------	------------------

818

1.3	TC	1272	44 60	01.74 → 10.78	92-03-301 (3 pcs)	A:185 D:22 E:20	85-03-301	
1.6	NA	1586	55 75	01.77 → 10.78	92-03-304 (3 pcs)	A:200 D:24 E:22	85-03-301 95-03-305	

929 I (LA)

1.8			66	01.74 → 12.81	92-03-308 (3 pcs)	A:215 D:24 E:22	85-03-301 95-03-303	
2.0	MA M	1970	66 90	05.79 → 07.86	92-03-307 (3 pcs)	A:215 D:24 E:22	85-03-301 95-03-310	01.82→ 01.82→

929 II (HB)

2.0	HEE MA	1970	66 90	05.82 → 03.84	92-03-312 (3 pcs)	A:215 D:24 E:22	85-03-301 95-03-310	
2.0	FE	1998	74 101	03.84 → 07.87	92-03-314 (3 pcs)	A:225 D:24 E:22	85-03-301 95-03-310	
2.0 i GLX	FE	1998	88 120	10.84 → 07.87	92-03-314 (3 pcs)	A:225 D:24 E:22	85-03-301 95-03-310	

929 II (HV)

2.0	HEE MA	1970	66 90	01.83 → 12.87	92-03-312 (3 pcs)	A:215 D:24 E:22	85-03-301 95-03-310	
-----	-----------	------	----------	---------------	-----------------------------	-----------------------	--------------------------------------	--

929 III (HC)

2.0	FE FEFA	1998	85 115	06.87 → 12.88	92-03-314 (3 pcs)	A:225 D:24 E:22	85-03-301 95-03-310	
2.2 12V	F2 F21 F2E	2184	85 115	01.88 → 04.89	92-03-314 (3 pcs)	A:225 D:24 E:22	85-03-301 95-03-310	
2.2 12V	F2-C	2184	94 128	04.89 → 06.91	92-03-314 (3 pcs)	A:225 D:24 E:22	85-03-301 95-03-310	
2.2 i	F2-EGI	2184	100 136	05.87 → 12.88	92-03-314 (3 pcs)	A:225 D:24 E:22	85-03-301 95-03-310	
3.0	JE	2954	140 190	06.87 → 06.91	92-03-342 (3 pcs)	A:240 D:26 E:23	85-03-326 95-03-310	
3.0	JE3	2954	125 170	01.88 → 12.89	92-03-342 (3 pcs)	A:240 D:26 E:23	85-03-326 95-03-310	
3.0	JE3	2954	123 167	01.90 → 06.91	92-03-342 (3 pcs)	A:240 D:26 E:23	85-03-326 95-03-310	

A = Disc diameter

D = Disc centring diameter

E = N. of disc teeth

A = Scheibendurchmesser

D = Zentrierdurchmesser Scheibe

E = Zahnzahl Scheibe

A = Diámetro disco

D = Diámetro centrage disco

E = N° dientes disco

A = Diamètre du disque

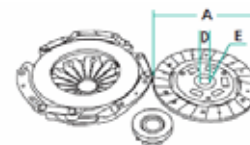
D = Diamètre centrage du disque

E = Nbre de dents du disque

A = Diametro disco

D = Diametro centraggio disco

E = N° denti disco





		CC	KW HP			92 Clutch Kit/ Kit frizione 91 Flywheel/ Volano 98 Clutch Kit + Flywheel	95 Master Cylinder/ Cilindro maestro 85 Slave Cylinder/ Cilindro secondario
--	--	-----------	------------------	--	--	---	--

B-SERIE (PE)

1.8		1769	60 82	02.77 → 01.82	92-03-309 (3 pcs)	A:215 D:24 E:22	85-03-301 95-03-389
-----	--	------	----------	---------------	-----------------------------	-----------------------	--------------------------------------

B-SERIE (UD)

2.0		1970	57 78	01.83 → 12.84	92-03-308 (3 pcs)	A:215 D:24 E:22	85-03-390 95-03-391
-----	--	------	----------	---------------	-----------------------------	-----------------------	--------------------------------------

B-SERIE (UF)

2.0	FE	1998	62 84	01.85 → 12.91	92-03-314 (3 pcs)	A:225 D:24 E:22	85-03-390 95-03-391
2.0		1998	65 88	01.85 → 03.96	92-03-314 (3 pcs)	A:225 D:24 E:22	85-03-390 95-03-391
2.2	F2L8	2184	68 92	08.91 → 12.96	92-03-314 (3 pcs)	A:225 D:24 E:22	85-03-390 95-03-391
2.2 D	R290	2184	47 64	01.85 → 03.96	92-03-314 (3 pcs)	A:225 D:24 E:22	85-03-391 95-03-391
2.5 D		2499	63 86	02.96 → 06.99	92-03-356 (3 pcs)	A:250 D:26 E:23	85-03-390 95-03-392
2.5 D 4WD		2500	63 86	02.96 → 06.99	92-03-356 (3 pcs)	A:250 D:26 E:23	85-03-390 95-03-392
2.6 4WD	4G54	2555	73 99	01.87 → 10.90	92-03-342 (3 pcs)	A:240 D:26 E:23	85-03-392 95-03-392

B-SERIE (UN)

2.5 D	MD25NA	2500	57 78	06.99 →	92-03-356 (3 pcs)	A:250 D:26 E:23	85-03-390 95-03-391
2.5 D		2499	61 83	11.99 → 12.01	92-03-356 (3 pcs)	A:250 D:26 E:23	85-03-390 95-03-392
2.5 D	WLE7	2500	62 84	12.02 →	92-03-344 (3 pcs)	A:250 D:26 E:23	85-03-390 95-03-391
2.5 D 4WD	WLE7	2500	62 84	12.02 →	92-03-344 (3 pcs)	A:250 D:26 E:23	85-03-390 95-03-391
2.5 D 4WD	MD25NA	2500	57 78	06.99 →	92-03-356 (3 pcs)	A:250 D:26 E:23	85-03-390 95-03-391
2.5 TD 4WD	MD25TI	2500	80 109	06.99 →	92-03-356 (3 pcs)	A:250 D:26 E:23	85-03-390 95-03-391



92 Clutch Kit




91 Flywheel



98 Clutch Kit + Flywheel



95 Master Cylinder



85 Slave Cylinder

		CC	KW HP			92 Clutch Kit/ Kit frizione 91 Flywheel/ Volano 98 Clutch Kit + Flywheel	95 Master Cylinder/ Cilindro maestro 85 Slave Cylinder/ Cilindro secondario
--	--	-----------	------------------	--	--	---	--

BT 50

2.5 CD 4WD	WLAA	2500	105 143	12.06 →	92-03-347 (3 pcs) 92-03-347X 98-03-301 91-03-301	A:250 D:26 E:23	Dual-mass flywheel Volano bimassa
------------	------	------	------------	---------	--	-----------------------	--------------------------------------

CX-7

2.3 MZR DISI Turbo	L3-VDT	2261	190 258	10.07 →	92-03-350 (3 pcs)	A:250 D:25 E:23	
--------------------	--------	------	------------	---------	-----------------------------	-----------------------	--

DEMIO (DW)

1.3 16V	B3 (16V)	1324	53 72	08.98 → 04.00	92-03-325 (3 pcs)	A:190 D:22 E:20	
1.3 16V	B3 ME	1324	46 63	08.98 →	92-03-325 (3 pcs)	A:190 D:22 E:20	
1.5 16V	B5 E	1498	55 75	04.00 →	92-03-325 (3 pcs)	A:190 D:22 E:20	

E 1400

1.400 UC		1400		09.83 →	92-03-335 (3 pcs)	A:190 D:22 E:20	
----------	--	------	--	---------	-----------------------------	-----------------------	--

E 1600

1.6	NA	1586	51 69	08.80 → 06.84	92-03-305 (3 pcs)	A:200 D:24 E:22	
-----	----	------	----------	---------------	-----------------------------	-----------------------	--

E 1800

1.8 (VC)				11.80 →	92-03-336 (3 pcs)	A:215 D:24 E:22	85-03-389 01.84→ 95-03-390 01.84→
----------	--	--	--	---------	-----------------------------	-----------------------	--

E 2000,2200 (SR1)

2.0	FE18 FEV4	1998	63 86	11.84 → 02.88	92-03-314 (3 pcs)	A:225 D:24 E:22	85-03-389 95-03-390
2.0 4WD	FEBN	1998	60 82	10.88 → 09.89	92-03-314 (3 pcs)	A:225 D:24 E:22	95-03-390
2.2 D	R207	2169	46 63	01.84 → 02.88	92-03-314 (3 pcs)	A:225 D:24 E:22	85-03-391 95-03-390

E 2000,2200 (SR2)

2.0	FE FE60 FE61	1998	60 82	03.91 → 05.94	92-03-314 (3 pcs)	A:225 D:24 E:22	85-03-389 95-03-390
2.0	FE18 FE58	1998	63 86	05.85 → 04.89	92-03-314 (3 pcs)	A:225 D:24 E:22	85-03-389 95-03-390

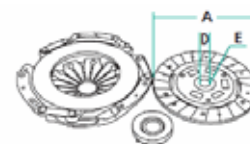
A = Disc diameter
D = Disc centring diameter
E = N. of disc teeth

A = Scheibendurchmesser
D = Zentrierdurchmesser Scheibe
E = Zahnzahl Scheibe

A = Diámetro disco
D = Diámetro centrage disco
E = N° dientes disco

A = Diamètre du disque
D = Diamètre centrage du disque
E = Nbre de dents du disque

A = Diametro disco
D = Diametro centraggio disco
E = N° denti disco





		CC	KW HP			92 Clutch Kit/ Kit frizione 91 Flywheel/ Volano 98 Clutch Kit + Flywheel	95 Master Cylinder/ Cilindro maestro 85 Slave Cylinder/ Cilindro secondario
--	--	-----------	------------------	--	--	---	--

E 2000,2200 (SR2)

2.2 D	R2	2184	52 71	02.97 → 08.02	92-03-314 (3 pcs)	A:225 D:24 E:22	85-03-391 95-03-390
2.2 D	R203 R207	2184	47 64	03.91 →	92-03-314 (3 pcs)	A:225 D:24 E:22	85-03-391 95-03-390
2.2 D	R203 R207	2169	46 63	05.85 → 02.88	92-03-314 (3 pcs)	A:225 D:24 E:22	85-03-391 95-03-390
2.2 D 4WD	R203 R207	2184	47 64	03.91 →	92-03-314 (3 pcs)	A:225 D:24 E:22	85-03-391 95-03-390

MPV I (LV)

2.5 TD	WL-T	2500	85 115	05.96 → 09.99	92-03-356 (3 pcs)	A:250 D:26 E:23	95-03-326
--------	------	------	-----------	---------------	-----------------------------	-----------------------	------------------

MPV II (LW)

2.0	FS-DS	1991	90 122	09.99 → 08.00	92-03-355 (3 pcs)	A:225 D:24 E:22	85-03-393
2.0	FS	1991	88 120	08.00 → 07.02	92-03-355 (3 pcs)	A:225 D:24 E:22	85-03-393
2.0 DI	RF5C	1998	100 136	07.02 →	92-03-333 (3 pcs) 98-03-300 91-03-300	A:240 D:26 E:23 Dual-mass flywheel Volano bimassa	85-03-393
2.3	L3	2261	104 141	07.02 →	92-03-380 (2 pcs)	A:215 D:24 E:22	85-03-393
2.5 V6	GY-DE	2495	125 170	09.99 → 03.02	92-03-355 (3 pcs)	A:225 D:24 E:22	

MX-3 (EC)

1.6 i	B6D	1598	79 107	01.94 →	92-03-325 (3 pcs) 92-K0-007 (3 pcs)	A:190 D:22 E:20 A:200 D:22 E:20	→VIN 200000 VIN 200001→	85-03-329 95-03-397
1.6 i	B69	1598	65 88	07.91 →	92-03-325 (3 pcs) 92-K0-007 (3 pcs)	A:190 D:22 E:20 A:200 D:22 E:20	→VIN 200000 VIN 200001→	85-03-329 95-03-397
1.8 i V6	K838	1845	95 129	01.94 →	92-03-337 (3 pcs)	A:225 D:24 E:22		85-03-393 95-03-397
1.8 i V6	K819	1845	98 133	01.92 → 01.94	92-03-337 (3 pcs)	A:225 D:24 E:22		85-03-393 95-03-397



92 Clutch Kit



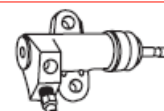
91 Flywheel



98 Clutch Kit + Flywheel



95 Master Cylinder



85 Slave Cylinder

MAZDA



		CC	KW HP			92 Clutch Kit/ Kit frizione 91 Flywheel/ Volano 98 Clutch Kit + Flywheel	95 Master Cylinder/ Cilindro maestro 85 Slave Cylinder/ Cilindro secondario
--	--	-----------	------------------	--	--	---	--

MX-5 I (NA)

1.6		1598	66 90	01.95 → 04.98	92-03-399 (3 pcs)	A:200 D:24 E:22	85-03-330 95-03-328
1.6	B64F	1598	85 115	05.90 → 01.94	92-03-399 (3 pcs)	A:200 D:24 E:22	85-03-330 95-03-328
1.8	BP (DOHC) BPF1	1840	96 130	02.94 → 04.98	92-03-357 (3 pcs)	A:215 D:24 E:22	85-03-330 95-03-328

MX-5 II (NB)

1.6 16V	B6D	1598	81 110	05.98 → 10.05	92-03-358 (3 pcs)	A:200 D:24 E:22	85-03-330 95-03-328
1.8	BPD	1839	103 140	01.98 → 07.02	92-03-357 (3 pcs)	A:215 D:24 E:22	85-03-330 95-03-328
1.8 16V	BP-ZE	1840	103 140	05.98 → 10.05	92-03-357 (3 pcs)	A:215 D:24 E:22	85-03-330 95-03-328

MX-5 III (NC)

1.8	L8-DE L828	1798	93 126	03.05 →	92-03-377 (3 pcs)	A:220 D:24 E:22	
2.0	LF-DE LF62	1999	118 160	03.05 →	92-03-377 (3 pcs)	A:220 D:24 E:22	

MX-6 (GE6)

2.0	FS	1991	85 115	02.92 →	92-03-355 (3 pcs)	A:225 D:24 E:22	85-03-393 95-03-393
2.5 24V	KL	2497	121 165	02.92 →	92-03-338 (3 pcs)	A:225 D:24 E:22	85-03-393 95-03-393
2.5 i 24V	KL	2497	120 163	08.94 →	92-03-338 (3 pcs)	A:225 D:24 E:22	85-03-393 95-03-393

PREMACY (CP)

1.8	FP	1840	74 100	07.99 →	92-03-361 (3 pcs)	A:200 D:22 E:20	85-03-323 95-03-329
1.9	FP	1840	84 114	07.99 →	92-03-361 (3 pcs)	A:200 D:22 E:20	85-03-323 95-03-329
2.0	FS7E FS7G	1991	96 131	11.01 →	92-03-345 (3 pcs)	A:225 D:24,5 E:22	95-03-329
2.0 TD	RF4F	1998	74 101	07.00 →	92-03-382 (3 pcs)	A:225 D:24 E:22	85-03-394
2.0 TD	RF3F	1998	66 90	10.99 → 07.00	92-03-382 (3 pcs)	A:225 D:24 E:22	85-03-394

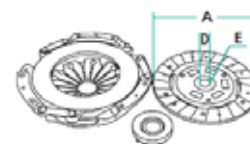
A = Disc diameter
D = Disc centring diameter
E = N. of disc teeth

A = Scheibendurchmesser
D = Zentrierdurchmesser Scheibe
E = Zahnzahl Scheibe

A = Diámetro disco
D = Diámetro centraje disco
E = Nº dientes disco

A = Diamètre du disque
D = Diamètre centrage du disque
E = Nbre de dents du disque

A = Diametro disco
D = Diametro centraggio disco
E = Nº denti disco





		CC	KW HP			92 Clutch Kit/ Kit frizione 91 Flywheel/ Volano 98 Clutch Kit + Flywheel	95 Master Cylinder/ Cilindro maestro 85 Slave Cylinder/ Cilindro secondario
--	--	-----------	------------------	--	--	---	--

RX 5

1.1 Wankel		1146	92 125	06.75 → 12.81	92-03-311 (3 pcs)	A:215 D:24 E:22	85-03-304
------------	--	------	-----------	---------------	-----------------------------	-----------------------	------------------

RX 7 I (SA)

Wankel	12AN2	1146	77 105	05.79 → 05.81	92-03-310 (3 pcs)	A:215 D:24 E:22	85-03-304 95-03-306
--------	-------	------	-----------	---------------	-----------------------------	-----------------------	--------------------------------------

Wankel	12AN2	1146	83 113	03.84 → 03.86	92-03-312 (3 pcs)	A:215 D:24 E:22	85-03-331 95-03-314
--------	-------	------	-----------	---------------	-----------------------------	-----------------------	--------------------------------------

Wankel	12AN2	1146	85 115	01.81 → 03.84	92-03-310 (3 pcs)	A:215 D:24 E:22	85-03-304 95-03-314
--------	-------	------	-----------	---------------	-----------------------------	-----------------------	--------------------------------------

RX 7 II (FC)

Turbo	RE13B	1308	147 200	03.89 → 12.91	92-03-341 (3 pcs)	A:230 D:26 E:23	85-03-331 95-03-330
-------	-------	------	------------	---------------	-----------------------------	-----------------------	--------------------------------------

Turbo	RE13B	1308	133 181	06.87 → 11.89	92-03-342 (3 pcs)	A:240 D:26 E:23	85-03-331 95-03-330
-------	-------	------	------------	---------------	-----------------------------	-----------------------	--------------------------------------

Wankel	RE13B	1308	110 150	11.85 → 04.89	92-03-340 (3 pcs)	A:225 D:24 E:22	85-03-331 95-03-330
--------	-------	------	------------	---------------	-----------------------------	-----------------------	--------------------------------------

RX 7 III (FD)

Wankel Twin Turbo	RE13B	1308	176 239	07.92 →	92-03-343 (3 pcs)	A:230 D:26 E:23	85-03-332 95-03-331
-------------------	-------	------	------------	---------	-----------------------------	-----------------------	--------------------------------------

TRIBUTE (EP)

2.0	YF	1989	91 124	03.00 →	92-03-367 (3 pcs)	A:225 D:24 E:22	
-----	----	------	-----------	---------	-----------------------------	-----------------------	--

2.0 4WD	YF	1989	91 124	03.00 →	92-03-367 (3 pcs)	A:225 D:24 E:22	
---------	----	------	-----------	---------	-----------------------------	-----------------------	--

XEDOS 6 (CA)

1.6 16V	B69	1598	83 113	08.92 → 05.94	92-K0-007 (3 pcs)	A:200 D:22 E:20	95-03-393
---------	-----	------	-----------	---------------	-----------------------------	-----------------------	------------------

1.6 16V	B6	1598	79 107	06.94 →	92-K0-007 (3 pcs)	A:200 D:22 E:20	95-03-393
---------	----	------	-----------	---------	-----------------------------	-----------------------	------------------

2.0 V6	KF1	1995	103 140	06.94 →	92-03-338 (3 pcs)	A:225 D:24 E:22	95-03-393
--------	-----	------	------------	---------	-----------------------------	-----------------------	------------------

2.0 V6	KF1	1995	106 144	01.92 → 05.94	92-03-338 (3 pcs)	A:225 D:24 E:22	85-03-393 95-03-393
--------	-----	------	------------	---------------	-----------------------------	-----------------------	--------------------------------------

XEDOS 9 (TA)

2.0 24V	KF	1995	105 143	08.93 → 01.00	92-03-354 (3 pcs)	A:230 D:26 E:23	85-03-393
---------	----	------	------------	---------------	-----------------------------	-----------------------	------------------



92 Clutch Kit




91 Flywheel



98 Clutch Kit + Flywheel



95 Master Cylinder



85 Slave Cylinder

MAZDA



		CC	KW HP			92 Clutch Kit/ Kit frizione 91 Flywheel/ Volano 98 Clutch Kit + Flywheel	95 Master Cylinder/ Cilindro maestro 85 Slave Cylinder/ Cilindro secondario
--	--	-----------	------------------	--	--	---	--

XEDOS 9 (TA)

2.3 24V	KJ -ZEM	2255	155 211	02.95 → 01.00	92-03-354 (3 pcs)	A:230 D:26 E:23	
2.5 24V	KL	2497	123 167	07.93 → 07.00	92-03-354 (3 pcs)	A:230 D:26 E:23	85-03-393

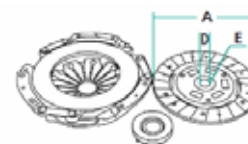
A = Disc diameter
D = Disc centring diameter
E = N. of disc teeth

A = Scheibendurchmesser
D = Zentrierdurchmesser Scheibe
E = Zahnzahl Scheibe

A = Diámetro disco
D = Diámetro centrage disco
E = N° dientes disco

A = Diamètre du disque
D = Diamètre centrage du disque
E = Nbre de dents du disque

A = Diametro disco
D = Diametro centraggio disco
E = N° denti disco





MITSUBISHI

		CC	KW HP			92 Clutch Kit/ Kit frizione 91 Flywheel/ Volano 98 Clutch Kit + Flywheel	95 Master Cylinder/ Cilindro maestro 85 Slave Cylinder/ Cilindro secondario
--	--	-----------	------------------	--	--	---	--

3000 GT (Z16A)

3.0 i 24V 4x4	6G72	2972	210 286	06.92 → 08.99	92-05-553 (3 pcs) 92-05-544 (3 pcs)	A:250 D:26 E:23 A:240 D:29 E:14	Front Wheel Drive Trazione anteriore	85-05-597 95-05-599
---------------	------	------	------------	---------------	--	--	---	--

ASX

1.6	4A92	1590	86 117	08.10 →	92-05-5006 (3 pcs)	A:200 D:22 E:20		
-----	------	------	-----------	---------	------------------------------	-----------------------	--	--

CANTER Truck D (4D30)

3.3 D (FE101/111)			86 117	01.78 → 12.79	92-05-512 (3 pcs)	A:260 D:30 E:14		
---------------------	--	--	-----------	---------------	-----------------------------	-----------------------	--	--

CANTER Truck D (4D31T)

3.3 D (FE214) Turbo		3298	86 117	01.82 → 12.89	92-05-530 (3 pcs)	A:275 D:29 E:14		
-----------------------	--	------	-----------	---------------	-----------------------------	-----------------------	--	--

CANTER Truck D (4D32)

3.6 D (FE305/315/325) Turbo				01.85 →	92-05-530 (3 pcs)	A:275 D:29 E:14		
-------------------------------	--	--	--	---------	-----------------------------	-----------------------	--	--

CANTER Truck D (4D32T)

3.6 D (FE434/444)				01.85 →	92-05-530 (3 pcs)	A:275 D:29 E:14		
---------------------	--	--	--	---------	-----------------------------	-----------------------	--	--

CANTER Truck D (4D33)

4.2 D (FE307/317)			100 136	01.85 →	92-05-530 (3 pcs)	A:275 D:29 E:14		
---------------------	--	--	------------	---------	-----------------------------	-----------------------	--	--

CANTER Truck D (4D34T)

4.2 D (FE439/449) Turbo			100 136	01.89 →	92-05-530 (3 pcs)	A:275 D:29 E:14		
---------------------------	--	--	------------	---------	-----------------------------	-----------------------	--	--

CANTER Truck D (4D56)

2.5 D (FB346)			51	01.86 → 12.96	92-05-531 (3 pcs)	A:240 D:29 E:14		
-----------------	--	--	----	---------------	-----------------------------	-----------------------	--	--

CANTER Truck D(4D30)

3.3 D (FE111/121/211)			86 117	01.80 →	92-05-512 (3 pcs)	A:260 D:30 E:14		
-------------------------	--	--	-----------	---------	-----------------------------	-----------------------	--	--

CARISMA (DA_)

1.3		1298	55 75	09.00 → 10.04	92-05-593 (3 pcs)	A:180 D:22 E:26		95-05-598
1.6	4 G 92	1597	76 103	09.00 → 06.06	92-05-532 (3 pcs)	A:200 D:22 E:26		85-05-500



92 Clutch Kit



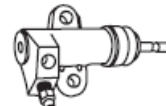
91 Flywheel



98 Clutch Kit + Flywheel



95 Master Cylinder



85 Slave Cylinder

MITSUBISHI



		CC	KW HP			92 Clutch Kit/ Kit frizione 91 Flywheel/ Volano 98 Clutch Kit + Flywheel	95 Master Cylinder/ Cilindro maestro 85 Slave Cylinder/ Cilindro secondario
--	--	-----------	------------------	--	--	---	--

CARISMA (DA_)

1.6	4 G 92	1597	73 99	05.97 → 06.06	92-05-532 (3 pcs)	A:200 D:22 E:26	85-05-500
1.6	4 G 92	1597	70 95	12.98 → 06.06	92-05-532 (3 pcs)	A:200 D:22 E:26	85-05-500
1.6	4 G 92	1597	66 90	09.96 → 06.06	92-05-532 (3 pcs)	A:200 D:22 E:26	85-05-500 95-05-598
1.8	4G93	1834	85 115	09.96 → 06.06	92-05-533 (3 pcs)	A:215 D:21,5 E:26	85-05-500
1.8 16V GDI	4G93	1834	92 125	09.97 → 06.06	92-05-533 (3 pcs)	A:215 D:21,5 E:26	85-05-571 95-05-598
1.8 GDI	4G93	1834	90 122	10.00 → 06.06	92-05-533 (3 pcs)	A:215 D:21,5 E:26	85-05-571 95-05-598
1.9 DI-D	F9Q1	1870	75 102	09.00 → 06.06	92-05-5002 (2 pcs)	A:225 D:22 E:20	
1.9 DI-D	F9Q2	1870	85 115	09.00 → 06.06	92-05-5002 (2 pcs)	A:225 D:22 E:20	
1.9 TD	F8QT	1870	66 90	10.96 → 09.00	92-05-585 (3 pcs)	A:215 D:22 E:26	85-05-500 95-05-598

CELESTE (A7_)

1.6 ST (A73)	4G32	1597	54 73	01.77 → 06.81	92-05-505 (3 pcs)	A:200 D:22 E:20	
2.0 GSR (A78)	4G52	1995	66 90	10.75 → 06.81	92-05-514 (3 pcs)	A:215 D:22 E:20	
2.0 GSR (A78)	4G52	1995	71 97	01.77 → 06.81	92-05-514 (3 pcs)	A:215 D:22 E:20	

COLT CZC

1.5	4A91	1499	80 109	05.06 →	92-05-575 (3 pcs)	A:200 D:20 E:17	85-0M-M01
-----	------	------	-----------	---------	-----------------------------	-----------------------	------------------

COLT I (A15_A)

1.2 GL (A151A)	4 G 11	1244	40 55	12.78 → 01.84	92-05-500 (3 pcs)	A:185 D:22 E:20	
1.4 GLX,GT (A152A)	4 G 12	1410	51 70	05.79 → 01.84	92-05-500 (3 pcs)	A:185 D:22 E:20	
1.4 Turbo (A152A)	4 G 12 T	1410	77 105	09.81 → 01.84	92-05-504 (3 pcs)	A:200 D:22 E:20	
1.2 EL,GL (C15A)	4G16	1198	44 60	09.86 → 04.88	92-05-503 (3 pcs)	A:185 D:22 E:20	95-05-527

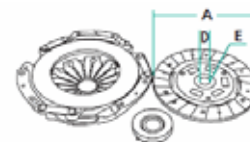
A = Disc diameter
D = Disc centring diameter
E = N. of disc teeth

A = Scheibendurchmesser
D = Zentrierdurchmesser Scheibe
E = Zahnzahl Scheibe

A = Diámetro disco
D = Diámetro centrage disco
E = Nº dientes disco

A = Diamètre du disque
D = Diamètre centrage du disque
E = Nbre de dents du disque

A = Diametro disco
D = Diametro centraggio disco
E = Nº denti disco





MITSUBISHI

		CC	KW HP			92 Clutch Kit/ Kit frizione 91 Flywheel/ Volano 98 Clutch Kit + Flywheel	95 Master Cylinder/ Cilindro maestro 85 Slave Cylinder/ Cilindro secondario
--	--	-----------	------------------	--	--	---	--

COLT II (C1_A)

1.2 EL, GL (C15A)	4G16	1198	40 55	02.84 → 09.86	92-05-503 (3 pcs)	A:185 D:22 E:20	95-05-527
1.3 EL, GL (C11A)	G13B	1299	49 67	06.86 → 04.88	92-05-503 (3 pcs)	A:185 D:22 E:20	
1.5 GLX (C12A)	G15B	1468	51 70	09.85 → 04.88	92-05-503 (3 pcs)	A:185 D:22 E:20	85-05-595 95-05-527
1.5 GLX (C12A)	4 G 15	1468	55 75	09.84 → 04.88	92-05-503 (3 pcs)	A:185 D:22 E:20	85-05-595 95-05-527
1.6 Turbo Eci (C13A)	G32BT	1597	77 105	07.86 → 04.88	92-05-508 (3 pcs)	A:200 D:22 E:20	
1.6 Turbo Eci (C13A)	4 G 32 T/C	1597	92 125	02.84 → 04.88	92-05-517 (3 pcs)	A:215 D:22 E:20	85-05-596 95-05-527
1.8 GL Diesel (C14A)	4 D 65	1796	44 60	09.86 → 04.88	92-05-527 (3 pcs)	A:200 D:22 E:20	85-05-596 95-05-527
1.8 GL Diesel (C14A)	4 D 65	1796	43 58	02.84 → 09.86	92-05-527 (3 pcs)	A:200 D:22 E:20	85-05-596 95-05-527

COLT III (C5_A)

1.3 (C51A)	4 G 13	1299	51 70	04.88 → 05.92	92-05-503 (3 pcs)	A:185 D:22 E:20	95-05-501
1.3 12V (C51A)	4 G 13 (BJ90-92, 12V)	1299	55 75	04.88 → 05.92	92-05-503 (3 pcs)	A:185 D:22 E:20	95-05-501
1.3 GL	4 G 13	1299	44 60	04.88 → 12.90	92-05-503 (3 pcs)	A:185 D:22 E:20	95-05-501
1.5 (C52A) Cat.	4 G 15	1468	66 90	07.90 → 05.92	92-05-507 (3 pcs)	A:200 D:22 E:20	85-05-595 95-05-501
1.5 GLXi (C52A)	4 G 15	1468	62 84	04.88 → 05.92	92-05-507 (3 pcs)	A:200 D:22 E:20	85-05-595 95-05-501
1.6 GTi 16V (C53A)	4G61	1596	91 124	04.88 → 05.90	92-05-507 (3 pcs)	A:200 D:22 E:20	→06.89 85-05-596 95-05-501
					92-05-508 (3 pcs)	A:200 D:22 E:20	07.89→
1.8 Diesel GLX (C54A)	4 D 65	1796	44 60	04.88 → 05.92	92-05-527 (3 pcs)	A:200 D:22 E:20	85-05-596 95-05-501
1.8 GTi 16V (C58A) Cat.	4G67	1836	100 136	06.90 → 05.92	92-05-517 (3 pcs)	A:215 D:22 E:20	85-05-595 95-05-598
1.3 GLi 12V (CA1A)	4 G 13 (BJ92-..., 12V)	1299	55 75	04.92 → 04.96	92-05-503 (3 pcs)	A:185 D:22 E:20	95-05-500



92 Clutch Kit



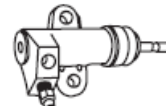
91 Flywheel



98 Clutch Kit + Flywheel



95 Master Cylinder



85 Slave Cylinder

NEW CODES - NEUE CODES - NOUVEAUX CODES - NUEVOS CODIGOS - NUOVI CODICI

MITSUBISHI



		CC	KW HP			92 Clutch Kit/ Kit frizione 91 Flywheel/ Volano 98 Clutch Kit + Flywheel	95 Master Cylinder/ Cilindro maestro 85 Slave Cylinder/ Cilindro secondario
--	--	-----------	------------------	--	--	---	--

COLT IV (CA_A)

1.6 GLXi 16V (CA4A)	4 G 92	1597	83 113	04.92 → 04.96	92-05-508 (3 pcs)	A:200 D:22 E:20	85-05-592 95-05-500
1.8 GTi 16V (CA5A)	4G93	1834	103 140	04.92 → 04.96	92-05-517 (3 pcs)	A:215 D:22 E:20	85-05-592 95-05-500

COLT LANCER (A7_)

1.2	4G36	1238	40 55	01.78 → 09.79	92-05-500 (3 pcs)	A:185 D:22 E:20	
1.4	4G33	1439	50 68	01.78 → 09.79	92-05-500 (3 pcs)	A:185 D:22 E:20	

COLT V (CJ_A)

1300 GL, GLX (CJ1A)	4 G 13 (BJ90-92, 12V)	1299	55 75	05.96 → 09.00	92-05-503 (3 pcs)	A:185 D:22 E:20	85-05-571 95-05-500
1600 GLX (CJ4A)	4 G 92	1597	66 90	05.96 → 09.00	92-05-508 (3 pcs)	A:200 D:22 E:20	85-05-571 95-05-500

COLT VI

1.1	3A91	1124	55 75	10.04 →	92-05-575 (3 pcs)	A:200 D:20 E:17	85-0M-M01
1.3	4A90	1332	70 95	06.04 →	92-05-575 (3 pcs)	A:200 D:20 E:17	85-0M-M01
1.5	4A91	1499	80 109	06.04 →	92-05-575 (3 pcs)	A:200 D:20 E:17	85-0M-M01
1.5 DI-D		1493	50 68	08.04 →	92-05-570 (3 pcs)	A:225 D:22 E:28	85-0M-M01
1.5 DI-D	OM639	1493	70 95	08.04 →	92-05-570 (3 pcs)	A:225 D:22 E:28	85-0M-M01

CORDIA (A21_A)

1.6 GSL (A212A)	4G32	1597	55 75	10.82 → 12.86	92-05-503 (3 pcs)	A:185 D:22 E:20	85-05-501 95-05-502
1.6 Turbo (A212A)	4G32 T	1597	84 114	10.82 → 05.85	92-05-508 (3 pcs)	A:200 D:22 E:20	85-05-501 95-05-502
1.6 Turbo (A212A)	4G32 T	1597	85 116	07.83 → 05.85	92-05-508 (3 pcs)	A:200 D:22 E:20	85-05-501 95-05-502
1.8 GSL (A215A)	4G37	1755	66 90	10.86 → 12.86	92-05-507 (3 pcs)	A:200 D:22 E:20	85-05-501 95-05-502
1.8 Turbo ECi (A213A)	4G62 T	1795	100 136	10.84 → 12.86	92-05-517 (3 pcs)	A:215 D:22 E:20	85-05-501 95-05-502

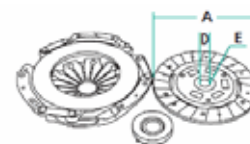
A = Disc diameter
D = Disc centring diameter
E = N. of disc teeth

A = Scheibendurchmesser
D = Zentrierdurchmesser Scheibe
E = Zahnzahl Scheibe

A = Diámetro disco
D = Diámetro centrage disco
E = Nº dientes disco

A = Diamètre du disque
D = Diamètre centrage du disque
E = Nbre de dents du disque

A = Diametro disco
D = Diametro centraggio disco
E = Nº denti disco





		CC	KW HP			92 Clutch Kit/ Kit frizione 91 Flywheel/ Volano 98 Clutch Kit + Flywheel	95 Master Cylinder/ Cilindro maestro 85 Slave Cylinder/ Cilindro secondario
--	--	-----------	------------------	--	--	---	--

ECLIPSE I (D2_A)

2.0 i 16V (D22A)	4 G 63	1997	110 150	04.91 → 11.95	92-05-597 (3 pcs)	A:225 D:22 E:20	→06.91	85-05-592
					92-05-517 (3 pcs)	A:215 D:22 E:20	04.91→	

ECLIPSE II (D3_)

2000 GS 16V	4 G 63	1997	107 146	12.95 → 04.99	92-05-567 (3 pcs)	A:225 D:22 E:20		85-05-592
2000 GT 16V		1997	157 214	12.95 → 04.99	92-05-567 (3 pcs)	A:225 D:22 E:20		85-05-592

GALANT I (A12_)

1.6	4G32	1597	55 75	01.77 → 08.80	92-05-505 (3 pcs)	A:200 D:22 E:20		
2.0	4G52	1995	72 98	01.79 → 08.80	92-05-514 (3 pcs)	A:215 D:22 E:20		
2.0 GLX	4G52	1995	63 86	01.77 → 08.80	92-05-514 (3 pcs)	A:215 D:22 E:20		

GALANT I (A12_V)

1.6 GL (A121V)	4G32	1597	55 75	01.79 → 08.80	92-05-505 (3 pcs)	A:200 D:22 E:20		
2.0 GLX (A123V)	4G52	1995	72 98	01.79 → 08.80	92-05-514 (3 pcs)	A:215 D:22 E:20		

GALANT II (A16_)

1.6 GLX (A161A)	4G32	1597	55 75	09.80 → 05.84	92-05-505 (3 pcs)	A:200 D:22 E:20		
2.0 GLS (A163)	4G63	1997	75 102	09.80 → 05.84	92-05-509 (3 pcs)	A:215 D:26 E:23		95-05-504
2.0 Turbo ECi (A164)	4 G 63 T (ECi)	1997	125 170	05.82 → 05.84	92-05-509 (3 pcs)	A:215 D:26 E:23		
2.3 Turbo-D (A167)	4 D 55 T	2347	62 84	09.80 → 05.84	92-05-510 (3 pcs)	A:225 D:26 E:23		95-05-504
					92-05-510X			

GALANT II (A16_V)

1.6 GLX (A161V)	4G32	1597	55 75	09.80 → 05.84	92-05-505 (3 pcs)	A:200 D:22 E:20		
2.0 GLX (A163V)	4G63	1997	75 102	09.80 → 06.83	92-05-514 (3 pcs)	A:215 D:22 E:20		95-05-504



92 Clutch Kit



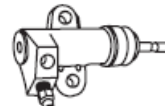
91 Flywheel



98 Clutch Kit + Flywheel



95 Master Cylinder



85 Slave Cylinder

MITSUBISHI



		CC	KW HP			92 Clutch Kit/ Kit frizione 91 Flywheel/ Volano 98 Clutch Kit + Flywheel	95 Master Cylinder/ Cilindro maestro 85 Slave Cylinder/ Cilindro secondario
--	--	-----------	------------------	--	--	---	--

GALANT II (A16_V)

2.3 Turbo-D (A167V)	4 D 55 T	2347	62 84	07.83 → 05.84	92-05-510 (3 pcs) 92-05-510X	A:225 D:26 E:23	95-05-504
---------------------	----------	------	----------	---------------	--	-----------------------	------------------

GALANT III (E1_A)

1.6 GLX (E11A)	4G32	1597	55 75	06.84 → 12.87	92-05-507 (3 pcs)	A:200 D:22 E:20	
1.8 Turbo-D (E14A)	4 D 65 T	1795	60 82	06.84 → 12.87	92-05-586 (3 pcs)	A:225 D:22 E:20	85-05-595
2.0 GLS (E15A)	4G63	1997	75 102	06.84 → 12.87	92-05-507 (3 pcs)	A:200 D:22 E:20	85-05-595
2.0 GLS (E15A)	G63B	1997	66 90	06.86 → 12.87	92-05-518 (3 pcs)	A:215 D:22 E:20	85-05-595
2.0 Turbo ECi (E15A)	4 G 63 T	1997	110 150	06.84 → 05.85	92-05-518 (3 pcs)	A:215 D:22 E:20	
2.4 GLS (E16A)	G64B	2351	82 112	07.85 → 12.87	92-H0-006 (3 pcs)	A:225 D:22 E:20	85-05-595

GALANT IV (E3_A)

1.8 (E32A)	4G37	1755	66 90	11.88 → 10.92	92-05-507 (3 pcs)	A:200 D:22 E:20	85-05-595 95-05-503
1.8 Turbo-D (E34A)	4 D 65 T	1796	55 75	11.88 → 10.92	92-05-527 (3 pcs)	A:200 D:22 E:20	85-05-591 95-05-503
2.0 (E33A)	4G63	1997	80 109	04.89 → 10.92	92-05-517 (3 pcs)	A:215 D:22 E:20	85-05-595 95-05-596
2.0 4x4 (E38A, E39A)	4G63	1997	80 109	04.89 → 10.92	92-05-517 (3 pcs)	A:215 D:22 E:20	85-05-591 95-05-503
2.0 GTI 16V (E33A)	4 G 63	1997	107 146	11.88 → 10.92	92-05-517 (3 pcs)	A:215 D:22 E:20	85-05-591 95-05-503
2.0 GTI 16V (E33A)	4 G 63	1997	106 144	11.88 → 10.92	92-05-517 (3 pcs)	A:215 D:22 E:20	85-05-591 95-05-503
2.0 GTI 16V 4x4 (E39A)	4 G 63	1997	106 144	07.89 → 12.92	92-05-517 (3 pcs)	A:215 D:22 E:20	85-05-591 95-05-503

GALANT V (E5_A, E7_A, E8_A)

1.8 (E52A)	4G93	1834	85 116	02.94 → 08.96	92-05-517 (3 pcs)	A:215 D:22 E:20	85-05-592
1.8 GLSI (E52A)	4G93	1834	93 126	11.92 → 08.96	92-05-517 (3 pcs)	A:215 D:22 E:20	85-05-592

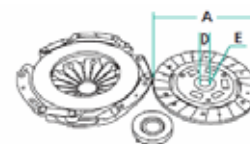
A = Disc diameter
 D = Disc centring diameter
 E = N. of disc teeth

A = Scheibendurchmesser
 D = Zentrierdurchmesser Scheibe
 E = Zahnzahl Scheibe

A = Diámetro disco
 D = Diámetro centrage disco
 E = Nº dientes disco

A = Diamètre du disque
 D = Diamètre centrage du disque
 E = Nbre de dents du disque

A = Diametro disco
 D = Diametro centraggio disco
 E = N° denti disco





MITSUBISHI

		CC	KW HP			92 Clutch Kit/ Kit frizione 91 Flywheel/ Volano 98 Clutch Kit + Flywheel	95 Master Cylinder/ Cilindro maestro 85 Slave Cylinder/ Cilindro secondario
--	--	-----------	------------------	--	--	---	--

GALANT V (E5_A, E7_A, E8_A)

2.0 GLSI (E55A)	4G63	1997	101 137	11.92 → 08.96	92-05-517 (3 pcs)	A:215 D:22 E:20	85-05-592 95-05-503
2.0 GLSTD (E57A)	4 D 68	1998	66 90	11.92 → 08.96	92-05-534 (3 pcs)	A:225 D:22 E:20	85-05-592
2.0 V6-24 (E54A)	6A12	1999	110 150	11.92 → 08.96	92-05-534 (3 pcs)	A:225 D:22 E:20	85-05-592 95-05-503
2.5 V6-24 4x4 (E88A)	6G73	2497	125 170	11.92 → 08.96	92-05-536 (3 pcs)	A:225 D:22 E:20	

GALANT VI (EA_)

2.0 TDI (EA6A)	4D68 SOHC	1998	66 90	09.96 → 10.04	92-05-534 (3 pcs)	A:225 D:22 E:20	
2.4 GDI	4G64 (GDI)	2351	106 144	09.00 → 10.04	92-05-5001 (3 pcs)	A:230 D:22 E:20	85-05-571
2.4 GDI	4G64 (GDI)	2351	110 150	02.99 → 09.00	92-05-5001 (3 pcs)	A:230 D:22 E:20	85-05-571

GRANDIS

2.0 DI-D	BSY	1968	100 136	09.05 →	92-05-569 (3 pcs)	A:235 D:24 E:23	With Bearing Hydraulic Con Cuscinetto Idraulico	
2.0 DI-D		1968	103 140	02.07 →	92-05-569 (3 pcs)	A:235 D:24 E:23	With Bearing Hydraulic Con Cuscinetto Idraulico	
2.4	4G69	2378	121 165	04.04 →	92-05-5001 (3 pcs)	A:230 D:22 E:20		85-05-571

L 200 (K_T)

1.6 K11 (AG32)		1600		03.80 →	92-05-505 (3 pcs) 92-09-903 (3 pcs)	A:200 D:22 E:20 A:215 D:25 E:24	
2.0	4G63	1997	75 102	11.86 → 08.96	92-05-509 (3 pcs)	A:215 D:26 E:23	
2.0 4G63		2000		01.87 →	92-05-509 (3 pcs)	A:215 D:26 E:23	
2.0 4x4	4G63	1997	75 102	11.86 → 05.92	92-05-510 (3 pcs) 92-05-510X	A:225 D:26 E:23	
2.4 4x4 (K75T)	4G64	2351	97 132	06.96 →	92-05-510 (3 pcs) 92-05-510X	A:225 D:26 E:23	85-05-599 95-05-527



92 Clutch Kit




91 Flywheel



98 Clutch Kit + Flywheel



95 Master Cylinder



85 Slave Cylinder

MITSUBISHI



		CC	KW HP			92 Clutch Kit/ Kit frizione 91 Flywheel/ Volano 98 Clutch Kit + Flywheel	95 Master Cylinder/ Cilindro maestro 85 Slave Cylinder/ Cilindro secondario
--	--	-----------	------------------	--	--	---	--

L 200 (K__T)

2.5 D (K14T)	4 D 56	2476	51 70	11.86 → 08.96	92-05-510 A:225 (3 pcs) D:26 E:23 92-05-510X	85-05-599 95-05-527
2.5 D (K64T)	4 D 56	2477	55 75	06.96 →	92-05-599 A:225 (3 pcs) D:26 E:23 92-05-599X	85-05-599 95-05-527
2.5 D 4WD (K24T)	4 D 56	2476	51 70	12.87 → 05.93	92-05-510 A:225 (3 pcs) D:26 E:23 92-05-510X	85-05-599 95-05-527
2.5 DI-D	4 D 56 HP	2477	100 136	11.05 →	92-05-568 A:250 (3 pcs) D:26 E:23 92-05-568X 98-05-501 91-05-501 Single-mass flywheel Volano monomassa	95-05-527
2.5 TD		2477	66 90	08.01 → 11.05	92-05-541 A:225 (3 pcs) D:26 E:23	
2.5 TD 4WD	4 D 56 T	2477	98 133	08.03 →	92-05-599 A:225 (3 pcs) D:26 E:23 92-05-599X	95-05-527
2.5 TD 4WD (K34T)	4 D 56 T	2477	64 87	11.92 → 08.96	92-05-510 A:225 (3 pcs) D:26 E:23 92-05-510X	85-05-599 95-05-527
2.5 TD 4WD (K74T)	4 D 56 T	2477	85 115	09.01 →	92-05-541 A:225 (3 pcs) D:26 E:23	85-05-572 95-05-527
2.5 TD 4x4 (K74T)	4 D 56 TD	2477	73 99	06.96 →	92-05-541 A:225 (3 pcs) D:26 E:23 98-05-502 91-05-502 Single-mass flywheel Volano monomassa	85-05-572 95-05-509 95-05-527 11.97→ →10.97

L 300 (L03_P)

1.6 (L062P)	4G32	1597	51 70	04.83 → 04.94	92-05-577 A:200 (3 pcs) D:22 E:20	
2.5 D (L039P)	4 D 56	2477	51 69	11.86 → 04.94	92-05-511 A:225 (3 pcs) D:26 E:23	85-05-589 95-05-527

L 300 (L03_P/G, L0_2P)

1.6 (L032P, L062P)	4G32	1597	48 65	09.81 → 10.86	92-05-577 A:200 (3 pcs) D:22 E:20	
1.6 (L032P, L062P)	4G32	1597	51 70	11.84 → 02.87	92-05-577 A:200 (3 pcs) D:22 E:20	

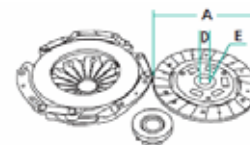
A = Disc diameter
 D = Disc centring diameter
 E = N. of disc teeth

A = Scheibendurchmesser
 D = Zentrierdurchmesser Scheibe
 E = Zahnzahl Scheibe

A = Diámetro disco
 D = Diámetro centrage disco
 E = Nº dientes disco

A = Diamètre du disque
 D = Diamètre centrage du disque
 E = Nbre de dents du disque

A = Diametro disco
 D = Diametro centraggio disco
 E = Nº denti disco





MITSUBISHI

		CC	KW HP			92 Clutch Kit/ Kit frizione 91 Flywheel/ Volano 98 Clutch Kit + Flywheel	95 Master Cylinder/ Cilindro maestro 85 Slave Cylinder/ Cilindro secondario
--	--	-----------	------------------	--	--	---	--

L 300 (LO3_P/G, LO_2P)

1.8 4x4 (L035G)	4G62	1795	60 82	08.84 → 02.87	92-05-505 (3 pcs)	A:200 D:22 E:20	
2.0 4x4 (L037G)	4G63	1997	65 88	11.86 → 02.87	92-05-509 (3 pcs)	A:215 D:26 E:23	
2.3 D (L038P)	4 D 55	2347	50 68	04.83 → 10.86	92-05-510 (3 pcs)	A:225 D:26 E:23	85-05-599

92-05-510X

L 300 (P0_W, P1_W, P2_W)

1.4 G33B		1400		04.86 →	92-05-505 (3 pcs)	A:200 D:22 E:20	
					92-09-903 (3 pcs)	A:215 D:25 E:24	
1.6 (P02V, P12V)	4G32	1598	51 69	11.86 →	92-05-577 (3 pcs)	A:200 D:22 E:20	
2.0 (P00W)	4 G 63	1997	83 113	07.96 →	92-05-587 (3 pcs)	A:215 D:22 E:20	
2.0 (P03W)	G63B	1997	64 87	11.86 →	92-05-587 (3 pcs)	A:215 D:22 E:20	
2.0 (P03W, P03V, P13V)	4G63	1997	66 90	11.86 →	92-05-510 (3 pcs)	A:225 D:26 E:23	
					92-05-510X		
2.0 4WD (P23V, P23W)	4G63	1997	65 88	12.86 →	92-05-509 (3 pcs)	A:215 D:26 E:23	
2.0 4WD (P23W)	4G63	1997	66 90	11.86 →	92-05-509 (3 pcs)	A:215 D:26 E:23	
2.4 (P04W, P14V, P04V)	4G64	2351	82 112	11.90 →	92-05-510 (3 pcs)	A:225 D:26 E:23	85-05-589 95-05-592
					92-05-510X		
2.4 4WD (P24W, P24V)	G64B	2351	80 109	11.86 → 12.90	92-05-510 (3 pcs)	A:225 D:26 E:23	85-05-589 95-05-592
					92-05-510X		
2.5 D (P05W, P05V, P15V)	4 D 56	2477	51 69	11.86 →	92-05-516 (3 pcs)	A:225 D:26 E:23	85-05-589 95-05-506 95-05-592
2.5 TD 4WD (P25W, P25V)	4 D 56 T	2477	64 87	11.88 →	92-05-511 (3 pcs)	A:225 D:26 E:23	85-05-589 95-05-527

L 300 (P1_T)

2.5 D (P15T)	4 D 56 T	2477	64 87	11.94 →	92-05-511 (3 pcs)	A:225 D:26 E:23	85-05-589 95-05-592
--------------	----------	------	----------	---------	-----------------------------	-----------------------	--------------------------------------



92 Clutch Kit



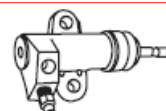
91 Flywheel



98 Clutch Kit + Flywheel



95 Master Cylinder



85 Slave Cylinder

NEW CODES - NEUE CODES - NOUVEAUX CODES - NUEVOS CODIGOS - NUOVI CODICI

MITSUBISHI



		CC	KW HP			92 Clutch Kit/ Kit frizione 91 Flywheel/ Volano 98 Clutch Kit + Flywheel	95 Master Cylinder/ Cilindro maestro 85 Slave Cylinder/ Cilindro secondario
--	--	-----------	------------------	--	--	---	--

L 400 (PAOV)

2500 TD	4 D 56 T	2477	64 87	09.96 →	92-05-591 (3 pcs)	A:225 D:26 E:23	85-05-589 95-05-512
2500 TD 4x4	4 D 56 T	2477	64 87	09.96 →	92-05-591 (3 pcs)	A:225 D:26 E:23	85-05-589

LANCER

1.3	4 G 13 (16 V)	1299	60 82	09.03 →	92-05-572 (3 pcs)	A:200 D:22,5 E:20	85-05-571
1.5	4A91	1499	80 109	06.08 →	92-05-5005 (3 pcs)	A:200 D:19 E:17	
1.6	4G18	1584	72 98	09.03 →	92-05-572 (3 pcs)	A:200 D:22,5 E:20	85-05-571
2.0	4 G 63	1997	99 135	12.03 →	92-05-590 (3 pcs)	A:240 D:26 E:23	85-05-571 95-05-513
2.0 DI-D	BKD	1968	103 140	01.08 →	92-05-569 (3 pcs)	A:235 D:24 E:23 With Bearing Hydraulic Con Cuscinetto Idraulico	
2.0 EVO	4B11 T/C	1998	217 295	06.08 →	92-05-590 (3 pcs)	A:240 D:26 E:23	

LANCER F II (A17_)

1.2 GLX (A171)	4 G 11	1244	40 55	03.83 → 01.84	92-05-500 (3 pcs)	A:185 D:22 E:20	
1.4 GLX (A172)	4 G 12	1410	51 70	03.83 → 01.84	92-05-500 (3 pcs)	A:185 D:22 E:20	

LANCER I (A17_)

1.2 (A171)	4 G 11	1244	40 54	01.80 → 12.81	92-05-501 (3 pcs)	A:185 D:22 E:20	
1.4 GLX (A172)	4 G 12	1410	50 68	09.79 → 02.83	92-05-501 (3 pcs)	A:185 D:22 E:20	
1.6 (A174)	4G32 GS	1597	60 82	09.79 → 02.83	92-05-505 (3 pcs)	A:200 D:22 E:20	

LANCER III (C1_A, C6_A)

1.2 GL (C15AS)	4G16	1198	40 55	01.84 → 10.86	92-05-503 (3 pcs)	A:185 D:22 E:20	
1.5 GLX (C12AS)	4 G 15	1468	55 75	11.83 → 04.88	92-05-503 (3 pcs)	A:185 D:22 E:20	85-05-596
1.5 GLX (C12AS)	G15B	1468	51 70	06.85 → 04.88	92-05-503 (3 pcs)	A:185 D:22 E:20	85-05-596

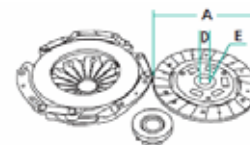
A = Disc diameter
D = Disc centring diameter
E = N. of disc teeth

A = Scheibendurchmesser
D = Zentrierdurchmesser Scheibe
E = Zahnzahl Scheibe

A = Diámetro disco
D = Diámetro centrage disco
E = N° dientes disco

A = Diamètre du disque
D = Diamètre centrage du disque
E = Nbre de dents du disque

A = Diametro disco
D = Diametro centraggio disco
E = N° denti disco





MITSUBISHI

		CC	KW HP			92 Clutch Kit/ Kit frizione 91 Flywheel/ Volano 98 Clutch Kit + Flywheel	95 Master Cylinder/ Cilindro maestro 85 Slave Cylinder/ Cilindro secondario
--	--	-----------	------------------	--	--	---	--

LANCER III (C1_A, C6_A)

1.8 Diesel (C14AS)	4 D 65	1796	43 58	01.84 → 09.86	92-05-538 (3 pcs)	A:200 D:22 E:20	85-05-596 95-05-502
1.8 Diesel (C14AS)	4 D 65	1796	44 60	09.86 → 04.88	92-05-538 (3 pcs)	A:200 D:22 E:20	85-05-596 95-05-502

LANCER III (C1_V, C3_V)

1.5 (C12V)	G15B	1468	51 70	09.85 → 08.89	92-05-503 (3 pcs)	A:185 D:22 E:20	85-05-596	
1.5 (C12V)	4 G 15	1468	55 75	09.85 → 12.87	92-05-503 (3 pcs)	A:185 D:22 E:20	85-05-596	
1.5 (C12V)	4 G 15	1468	61 83	09.88 → 12.90	92-05-503 (3 pcs)	A:185 D:22 E:20	85-05-596	
1.8 4x4 (C37V)	4G37	1755	63 86	03.89 → 12.90	92-05-518 (3 pcs)	A:215 D:22 E:20	85-05-591 95-05-595	
1.8 4x4 (C37V)	G37B	1755	61 83	01.87 → 08.89	92-05-523 (3 pcs)	A:215 D:22 E:20	85-05-591 95-05-527	
1.8 4x4 (C37V)	4G37	1755	66 90	01.87 → 12.87	92-05-523 (3 pcs)	A:215 D:22 E:20	85-05-591 95-05-527	
1.8 4x4 (C37V)	4G37	1755	69 94	08.90 → 06.92	92-05-518 (3 pcs)	A:215 D:22 E:20	85-05-592 95-05-500	
1.8 D (C14V)	4 D 65	1796	43 58	09.85 → 09.86	92-05-538 (3 pcs)	A:200 D:22 E:20	85-05-596 95-05-502	
1.8 D (C14V)	4 D 65	1796	44 60	08.86 → 06.92	92-05-538 (3 pcs)	A:200 D:22 E:20	85-05-595 95-05-597	01.89→ 01.89→

LANCER IV (C6_A)

1.2 GL		1198	44 60	05.88 → 08.92	92-05-503 (3 pcs)	A:185 D:22 E:20	
1.3 (C61A)	4 G 13	1299	44 60	04.88 → 05.92	92-05-503 (3 pcs)	A:185 D:22 E:20	85-05-592 95-05-500
1.3 (C61A)	G13B	1299	51 70	08.88 → 05.92	92-05-503 (3 pcs)	A:185 D:22 E:20	85-05-592 95-05-500
1.3 GL	G13B	1298	50 68	05.88 → 06.90	92-05-503 (3 pcs)	A:185 D:22 E:20	
1.6 GTi		1596	91 124	05.88 → 05.90	92-05-508 (3 pcs)	A:200 D:22 E:20	85-05-595 95-05-598
1.8 GLX Diesel (C64A)	4 D 65	1796	44 60	04.88 → 05.92	92-05-538 (3 pcs)	A:200 D:22 E:20	85-05-595 95-05-597



92 Clutch Kit



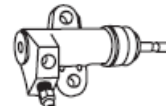
91 Flywheel



98 Clutch Kit + Flywheel



95 Master Cylinder



85 Slave Cylinder

MITSUBISHI



		CC	KW HP			92 Clutch Kit/ Kit frizione 91 Flywheel/ Volano 98 Clutch Kit + Flywheel	95 Master Cylinder/ Cilindro maestro 85 Slave Cylinder/ Cilindro secondario
--	--	-----------	------------------	--	--	---	--

LANCER IV (C6_A, C7_A)

1.3 12V (C61A)	4 G 13 (BJ90-92, 12V)	1299	55 75	06.92 → 05.94	92-05-503 (3 pcs)	A:185 D:22 E:20	85-05-592 95-05-500
1.5	4 G 15	1468	62 84	06.88 → 05.92	92-05-507 (3 pcs)	A:200 D:22 E:20	85-05-596 95-05-597
1.5 12V (C62A)	4G15 (12V)	1468	66 90	05.89 → 05.92	92-05-507 (3 pcs)	A:200 D:22 E:20	85-05-596 95-05-598
1.6 16V (C66A)	4 G 92	1597	83 113	06.92 → 05.94	92-05-508 (3 pcs) 92-05-537 (3 pcs)	A:200 D:22 E:20 A:200 D:22 E:20	85-05-592 95-05-500
1.6 GTi		1596	91 124	05.88 → 05.90	92-05-507 (3 pcs)	A:200 D:22 E:20	85-05-595
1.8 4x4 (C77A)	4G37	1755	71 97	09.89 → 06.92	92-05-518 (3 pcs)	A:215 D:22 E:20	95-05-500
1.8 D (C64A)	4 D 65	1796	44 60	04.88 → 05.92	92-05-538 (3 pcs)	A:200 D:22 E:20	85-05-595 95-05-597
1.8 GTi 16V (C68A)	4G67	1836	100 136	11.89 → 05.92	92-05-517 (3 pcs)	A:215 D:22 E:20	85-05-592 95-05-500
1.8 GTi 16V (C69A)	4G93	1834	103 140	06.92 → 12.93	92-05-517 (3 pcs)	A:215 D:22 E:20	85-05-592 95-05-500

LANCER SPORTBACK

1.5	4A91	1499	80 109	06.08 →	92-05-5005 (3 pcs)	A:200 D:19 E:17	
1.8	4B10	1798	105 143	06.08 →	92-05-5004 (3 pcs)	A:230 D:22 E:20	With Bearing Hydraulic Con Cuscinetto Idraulico
2.0 DI-D	BKD	1968	103 140	06.08 →	92-05-569 (3 pcs)	A:235 D:24 E:23	With Bearing Hydraulic Con Cuscinetto Idraulico

LANCER V (CB/D_A)

1.3 (CB1A)	4 G 13 (BJ92-..., 12V)	1299	55 75	06.92 →	92-05-503 (3 pcs)	A:185 D:22 E:20	85-05-592 95-05-500
1.6	4 G 92	1597	66 90	02.94 →	92-05-508 (3 pcs)	A:200 D:22 E:20	85-05-592
1.6 16V (CB4A)	4 G 92	1597	83 113	06.92 →	92-05-508 (3 pcs)	A:200 D:22 E:20	85-05-592 →12.95 95-05-500 →12.95
1.6 16V 4WD (CD4A)	4 G 92	1597	83 113	06.92 →	92-05-508 (3 pcs)	A:200 D:22 E:20	85-05-592 →12.95 95-05-500 →12.95

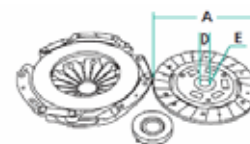
A = Disc diameter
D = Disc centring diameter
E = N. of disc teeth

A = Scheibendurchmesser
D = Zentrierdurchmesser Scheibe
E = Zahnzahl Scheibe

A = Diámetro disco
D = Diámetro centraje disco
E = Nº dientes disco

A = Diamètre du disque
D = Diamètre centrage du disque
E = Nbre de dents du disque

A = Diametro disco
D = Diametro centraggio disco
E = Nº denti disco





MITSUBISHI

		CC	KW HP			92 Clutch Kit/ Kit frizione 91 Flywheel/ Volano 98 Clutch Kit + Flywheel	95 Master Cylinder/ Cilindro maestro 85 Slave Cylinder/ Cilindro secondario
--	--	-----------	------------------	--	--	---	--

LANCER V (CB/D_A)

1.8 16V (CB5A)	4G93	1834	103 140	06.92 → 12.93	92-05-548 (3 pcs)	A:215 D:22 E:20	85-05-592 95-05-500
2.0 Diesel (CB8A)	4 D 68	1998	50 68	06.92 →	92-05-5000 (3 pcs)	A:200 D:22 E:20	85-05-592 →12.96 95-05-500 →12.96

LANCER V (CB_W, CD_W)

1.6 16V (CB4W)	4 G 92	1597	83 113	12.92 → 10.03	92-05-508 (3 pcs)	A:200 D:22 E:20	85-05-592 →12.95 95-05-500 →12.95
1.6 16V 4WD (CD4W)	4 G 92	1597	83 113	12.92 → 10.03	92-05-508 (3 pcs)	A:200 D:22 E:20	85-05-592 →12.95 95-05-500 →12.95
2.0 D (CB8W)	4 D 68	1998	50 68	12.92 → 10.03	92-05-5000 (3 pcs)	A:200 D:22 E:20	85-05-592 →12.96 95-05-500 →12.96

LANCER VI (CK/P_A)

1.3 12V (CK1A)	4 G 13 (BJ90-92, 12V)	1299	55 75	12.95 → 08.03	92-05-503 (3 pcs)	A:185 D:22 E:20	03.96→ 85-05-592 95-05-500
1.6 16V (CK4A)	4 G 92	1597	66 90	12.95 → 08.03	92-05-508 (3 pcs)	A:200 D:22 E:20	95-05-598
2.0 16V EVO IX	4 G 63 Turbo	1997	206 280	01.06 →	92-05-590 (3 pcs)	A:240 D:26 E:23	
2.0 16V EVO VI / VII (CP9A)	4 G 63 Turbo	1997	206 280	01.99 → 08.03	92-05-590 (3 pcs)	A:240 D:26 E:23	95-05-598
2.0 16V EVO VIII		1997	195 265	03.04 →	92-05-590 (3 pcs)	A:240 D:26 E:23	

OUTLANDER

2.0	4 G 63	1997	100 136	05.03 →	92-05-571 (3 pcs)	A:230 D:22 E:20	95-05-513
2.0 4WD	4 G 63	1997	93 126	05.03 →	92-05-571 (3 pcs)	A:230 D:22 E:20	
2.0 4WD	4 G 63	1997	100 136	05.03 →	92-05-571 (3 pcs)	A:230 D:22 E:20	
2.0 4WD		1997	177 241	05.03 →	92-05-571 (3 pcs)	A:230 D:22 E:20	
2.0 DI-D	BSY	1968	103 140	02.07 →	92-05-576 (3 pcs)	A:240 D:24 E:23	With Bearing Hydraulic Con Cuscinetto Idraulico



92 Clutch Kit



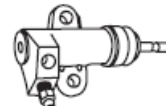
91 Flywheel



98 Clutch Kit + Flywheel



95 Master Cylinder



85 Slave Cylinder

		CC	KW HP			92 Clutch Kit/ Kit frizione 91 Flywheel/ Volano 98 Clutch Kit + Flywheel	95 Master Cylinder/ Cilindro maestro 85 Slave Cylinder/ Cilindro secondario
--	--	-----------	------------------	--	--	---	--

OUTLANDER

2.0 Turbo 4WD	4 G 63 T	1997	148 201	04.04 →	92-05-594 (3 pcs) 98-05-504 91-05-504	A:240 D:26 E:23 Single-mass flywheel Volano monomassa	95-05-513
2.2 DI-D	4HK 4HN	2179	115 156	08.07 →	92-05-576 (3 pcs)	A:240 D:24 E:23 With Bearing Hydraulic Con Cuscinetto Idraulico	
2.4 Mivec	4B12	2360	125 170	09.07 →	92-05-5004 (3 pcs) 92-05-5001 (3 pcs)	A:230 D:22 E:20 With Bearing Hydraulic Con Cuscinetto Idraulico	

PAJERO CLASSIC (V2_W)

3.2 DI-D	4M41	3200	118 160	05.05 →	98-05-500 98-05-500MX		
----------	------	------	------------	---------	--	--	--

PAJERO I (L04_G, L14_G)

2.0 4WD		2000		01.82 →	92-05-510 (3 pcs) 92-05-510X	A:225 D:26 E:23	85-05-599
2.3 TD (L043G, L048G)	4 D 55 T	2347	62 84	12.82 → 04.86	92-05-510 (3 pcs) 92-05-510X	A:225 D:26 E:23	85-05-599 95-05-527
2.5 TD (L044G, L049G)	4 D 56 T	2477	70 95	11.89 → 11.90	92-05-511 (3 pcs) 92-05-599 (3 pcs) 92-05-599X	A:225 D:26 E:23 WITH CAST IRON GEAR	85-05-599 95-05-527
2.5 TD (L044G, L049G)	4 D 56 T	2477	64 87	01.90 → 12.91	92-05-511 (3 pcs) 92-05-599 (3 pcs) 92-05-599X	A:225 D:26 E:23 WITH CAST IRON GEAR	85-05-599 95-05-527
2.6 (L042G, L047G)	4G54	2555	76 103	01.83 → 11.90	92-05-511 (3 pcs)	A:225 D:26 E:23	85-05-598 85-05-599 01.88→ 95-05-527 95-05-591 01.88→
3.0 V6 (L141G, L146G)	6G72	2995	104 141	11.88 → 11.90	92-05-544 (3 pcs)	A:240 D:29 E:14	85-05-576 95-05-591

PAJERO II (V2_W, V4_W)

1.8 GDI	4G93	1834	96 131	06.98 → 04.00	92-05-545 (3 pcs)	A:215 D:22 E:20	85-05-573 95-05-511
---------	------	------	-----------	---------------	--------------------------	-----------------------	--------------------------------------

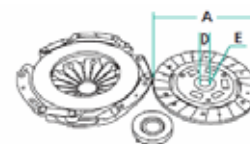
A = Disc diameter
 D = Disc centring diameter
 E = N. of disc teeth

A = Scheibendurchmesser
 D = Zentrierdurchmesser Scheibe
 E = Zahnzahl Scheibe

A = Diámetro disco
 D = Diámetro centrage disco
 E = N° dientes disco

A = Diamètre du disque
 D = Diamètre centrage du disque
 E = Nbre de dents du disque

A = Diametro disco
 D = Diametro centraggio disco
 E = N° denti disco





MITSUBISHI

		CC	KW HP			92 Clutch Kit/ Kit frizione 91 Flywheel/ Volano 98 Clutch Kit + Flywheel	95 Master Cylinder/ Cilindro maestro 85 Slave Cylinder/ Cilindro secondario
--	--	-----------	------------------	--	--	---	--

PAJERO II (V2_W, V4_W)

2.4	4G64	2351	82 112	04.91 → 04.00	92-05-510 A:225 (3 pcs) D:26 E:23 92-05-510X		95-05-579
2.5 TD (V24C, V24W)	4 D 56 TD	2477	73 99	12.90 → 04.00	92-05-511 A:225 (3 pcs) D:26 E:23 92-05-599 A:225 WITH CAST IRON GEAR (3 pcs) D:26 E:23 92-05-599X 98-05-503 91-05-503 Single-mass flywheel Volano monomassa		85-05-575 95-05-579
2.8 TD (V46W)	4M40-T	2835	92 125	06.94 → 04.00	92-05-543 A:250 (3 pcs) D:26 E:23 92-05-543X 98-05-505 98-05-505MX 91-05-505 Single-mass flywheel Volano monomassa		95-05-578
3.0 V6 (V23W, V43W, V23C)	6G72 6G72	2972	110 150	12.90 → 12.95	92-05-544 A:240 (3 pcs) D:29 E:14		85-05-575 95-05-592
3.0 V6 24V	6G72	2972	130 177	06.97 → 04.00	92-05-544 A:240 (3 pcs) D:29 E:14		85-05-575 95-05-579
3.0 V6 24V	6G72	2972	133 181	06.94 → 05.97	92-05-544 A:240 (3 pcs) D:29 E:14		85-05-575 95-05-579
3.5 V6 24V	6G74 DOHC 6G74 (SOHC 24V)	3497	143 194	07.97 → 04.00	92-05-589 A:250 (3 pcs) D:26 E:23		85-05-575 95-05-578
3.5 V6 24V (V25W, V45W)	6G74 DOHC	3497	153 208	06.94 → 04.00	92-05-589 A:250 (3 pcs) D:26 E:23		95-05-578

PAJERO III (V60)

2.5 TDi (V64W, V74W)	4 D 56 T	2477	73 99	04.00 →	92-05-511 A:225 (3 pcs) D:26 E:23		
2.5 TDi (V64W, V74W)	4 D 56 T	2477	85 115	09.01 →	92-05-511 A:225 (3 pcs) D:26 E:23		



92 Clutch Kit



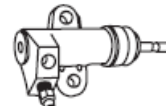
91 Flywheel



98 Clutch Kit + Flywheel



95 Master Cylinder



85 Slave Cylinder

NEW CODES - NEUE CODES - NOUVEAUX CODES - NUEVOS CODIGOS - NUOVI CODICI

MITSUBISHI



		CC	KW HP			92 Clutch Kit/ Kit frizione 91 Flywheel/ Volano 98 Clutch Kit + Flywheel	95 Master Cylinder/ Cilindro maestro 85 Slave Cylinder/ Cilindro secondario
--	--	-----------	------------------	--	--	---	--

PAJERO III (V60)

3.2 DI-D (V68W, V78W)	4M41	3200	118 160	10.01 →	92-05-554 A:275 (3 pcs) D:26 E:23 92-05-554X 98-05-500 98-05-500MX 91-05-500	Dual-mass flywheel Volano bimassa	85-05-574 95-05-510
3.2 DI-D (V68W, V78W)	4M41	3200	121 165	04.00 → 10.01	92-05-554 A:275 (3 pcs) D:26 E:23 92-05-554X 98-05-500 98-05-500MX 91-05-500	Dual-mass flywheel Volano bimassa	85-05-574 95-05-510
3.5 V6 GDI (V65W, V75W)	6G74 DOHC	3497	149 203	04.00 →	92-05-589 A:250 (3 pcs) D:26 E:23		

PAJERO IV (V80)

3.2 DI-D (V88W, V98W)	4M41	3200	125 170	02.07 →	92-05-554 A:275 (3 pcs) D:26 E:23 92-05-554X 98-05-500 98-05-500MX 91-05-500	Dual-mass flywheel Volano bimassa	85-05-574 95-05-510
3.2 DI-D (V88W, V98W)	4M41	3200	118 160	02.07 →	92-05-554 A:275 (3 pcs) D:26 E:23 92-05-554X 98-05-500 98-05-500MX 91-05-500	Dual-mass flywheel Volano bimassa	85-05-574 95-05-510

PAJERO PININ (H6_W, H7_W)

1.8	4G93	1834	84 114	11.01 →	92-05-566 A:215 (3 pcs) D:22 E:20		85-05-573 95-05-511
1.8 GDI (H66W)	4G93	1834	88 120	10.99 →	92-05-546 A:225 (3 pcs) D:22 E:20 92-05-545 A:215 (3 pcs) D:22 E:20	→06.00 09.01→	85-05-573 95-05-511
2.0 GDI (H67W, H77W)	4G94	1999	95 129	10.00 →	92-05-546 A:225 (3 pcs) D:22 E:20		85-05-573 95-05-511
2.5 TD	4 D 56 T	2477	98 133	08.03 →	92-05-541 A:225 (3 pcs) D:26 E:23		85-05-572 95-05-509

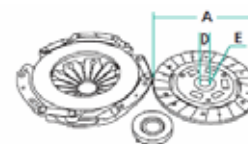
A = Disc diameter
D = Disc centring diameter
E = N. of disc teeth

A = Scheibendurchmesser
D = Zentrierdurchmesser Scheibe
E = Zahnzahl Scheibe

A = Diámetro disco
D = Diámetro centrage disco
E = N° dientes disco

A = Diamètre du disque
D = Diamètre centrage du disque
E = Nbre de dents du disque

A = Diametro disco
D = Diametro centraggio disco
E = N° denti disco





		CC	KW HP			92 Clutch Kit/ Kit frizione 91 Flywheel/ Volano 98 Clutch Kit + Flywheel	95 Master Cylinder/ Cilindro maestro 85 Slave Cylinder/ Cilindro secondario
--	--	-----------	------------------	--	--	---	--

PAJERO SPORT (K90)

2.5 TD	4 D 56 T	2477	85 115	07.02 →	92-05-541 (3 pcs)	A:225 D:26 E:23	85-05-572 95-05-509
2.5 TD	4 D 56 T	2477	73 99	11.98 →	92-05-541 (3 pcs)	A:225 D:26 E:23	85-05-572 95-05-509
3.0 V6	6G72	2972	125 170	06.00 →	92-05-544 (3 pcs)	A:240 D:29 E:14	85-05-572
3.0 V6	6G72 6G72 (SOHC 24V)	2972	130 177	11.98 →	92-05-544 (3 pcs)	A:240 D:29 E:14	85-05-572 95-05-509

SAPORO I (A12_)

1.6 SL, GL (A121)	4G32	1597	55 75	04.78 → 07.80	92-05-505 (3 pcs)	A:200 D:22 E:20	
2.0 (A123)	4G52	1995	72 98	04.78 → 07.80	92-05-514 (3 pcs)	A:215 D:22 E:20	
2.0 (A123)	4G52	1995	79 107	01.79 → 07.80	92-05-514 (3 pcs)	A:215 D:22 E:20	

SAPORO II (A16_A)

1.6 GLX (A161A)	4G32	1597	55 75	08.80 → 09.84	92-05-505 (3 pcs)	A:200 D:22 E:20	
2.0 GSL (A164A)	4G63	1997	75 102	08.80 → 08.83	92-05-509 (3 pcs)	A:215 D:26 E:23	95-05-504
2.0 GSR (A164A)	4G63	1995	82 112	08.80 → 09.84	92-05-509 (3 pcs)	A:215 D:26 E:23	95-05-504
2.0 Turbo ECI (A164)	4 G 63 T (ECI)	1997	125 170	08.82 → 08.83	92-05-509 (3 pcs)	A:215 D:26 E:23	95-05-504

SAPORO III (E16A)

2.4 (E16A)	4G64	2351	91 124	06.87 → 08.90	92-H0-006 (3 pcs)	A:225 D:22 E:20	85-05-595 95-05-507
-------------------	------	------	-----------	---------------	-----------------------------	-----------------------	--------------------------------------

SIGMA (F07W)

3.0 (V6)	6G72	2972	125 170	01.93 → 07.96	92-05-588 (3 pcs) 92-05-547 (3 pcs)	A:225 D:22 E:20 A:225 D:22 E:20	
-----------------	------	------	------------	---------------	--	--	--

SIGMA (F16A)

3.0 V6 (F16A)	6G72	2972	151 205	12.90 → 07.96	92-05-547 (3 pcs)	A:225 D:22 E:20	
----------------------	------	------	------------	---------------	-----------------------------	-----------------------	--



92 Clutch Kit



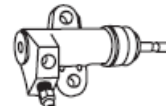
91 Flywheel



98 Clutch Kit + Flywheel



95 Master Cylinder



85 Slave Cylinder

MITSUBISHI



		CC	KW HP			92 Clutch Kit/ Kit frizione 91 Flywheel/ Volano 98 Clutch Kit + Flywheel	95 Master Cylinder/ Cilindro maestro 85 Slave Cylinder/ Cilindro secondario
--	--	-----------	------------------	--	--	---	--

SIGMA (F16A)

3.0 V6 (F16A)	6G72	2972	130 177	12.90 → 07.96	92-05-547 (3 pcs)	A:225 D:22 E:20	
---------------	------	------	------------	---------------	-----------------------------	-----------------------	--

SPACE GEAR (PA/B/D_ V/W)

2.0 16V (PA3V/W, PB3V)	4 G 63	1997	83 113	08.96 → 05.00	92-05-509 (3 pcs)	A:215 D:26 E:23	
2.0 16V (PA3V/W, PB3V)	4 G 63	1997	85 115	05.95 → 05.00	92-05-509 (3 pcs)	A:215 D:26 E:23	
2.4 i (PA4W)	4G64	2351	97 132	05.95 → 05.00	92-05-510 (3 pcs) 92-05-510X	A:225 D:26 E:23	85-05-589 95-05-512
2.4 i 4x4 (PD4V/W)	4G64	2351	97 132	05.95 → 05.00	92-05-510 (3 pcs) 92-05-510X	A:225 D:26 E:23	85-05-589 95-05-512
2.5 TD (PA5V/W, PB5V)	4 D 56 TD	2477	73 99	05.95 → 05.00	92-05-511 (3 pcs)	A:225 D:26 E:23	85-05-589 95-05-512
2.5 TD (PA5V/W, PB5V)	4 D 56 T	2477	64 87	05.95 → 05.00	92-05-511 (3 pcs)	A:225 D:26 E:23	85-05-589 95-05-512
2.5 TD 4x4 (PD5V/W)	4 D 56 TD	2477	73 99	05.95 → 05.00	92-05-511 (3 pcs)	A:225 D:26 E:23	85-05-589 95-05-512

SPACE RUNNER (N1_W, N2_W)

1.8 (N11W)	4G93	1834	85 116	06.96 → 08.99	92-05-517 (3 pcs)	A:215 D:22 E:20	85-05-592
1.8 (N11W)	4G93	1834	90 122	10.91 → 08.99	92-05-517 (3 pcs)	A:215 D:22 E:20	85-05-592
1.8 4x4 (N21W)	4G93	1834	90 122	10.91 → 08.99	92-05-539 (3 pcs)	A:215 D:22 E:20	85-05-592
1.8 4x4 (N21W)	4G93	1834	85 116	06.96 → 08.99	92-05-539 (3 pcs)	A:215 D:22 E:20	85-05-592
2.0 16V	4 G 63	1997	98 133	06.97 → 08.99	92-05-534 (3 pcs)	A:225 D:22 E:20	85-05-592
2.0 TD (N18W)	4 D 68	1998	60 82	10.92 → 08.99	92-05-534 (3 pcs)	A:225 D:22 E:20	85-05-592

SPACE RUNNER (N50)

2.0	4 G 63	1997	100 136	08.99 →	92-05-534 (3 pcs)	A:225 D:22 E:20	85-05-571
2.4 GDI	4G64 (GDI)	2351	110 150	08.99 →	92-05-5001 (3 pcs)	A:230 D:22 E:20	85-05-571

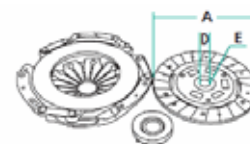
A = Disc diameter
D = Disc centring diameter
E = N. of disc teeth

A = Scheibendurchmesser
D = Zentrierdurchmesser Scheibe
E = Zahnzahl Scheibe

A = Diámetro disco
D = Diámetro centraje disco
E = N° dientes disco

A = Diamètre du disque
D = Diamètre centrage du disque
E = Nbre de dents du disque

A = Diametro disco
D = Diametro centraggio disco
E = N° denti disco





MITSUBISHI

		CC	KW HP			92 Clutch Kit/ Kit frizione 91 Flywheel/ Volano 98 Clutch Kit + Flywheel	95 Master Cylinder/ Cilindro maestro 85 Slave Cylinder/ Cilindro secondario
--	--	-----------	------------------	--	--	---	--

SPACE STAR (DG0)

1.3 16V	4 G 13 (16 V)	1299	63 86	06.98 →	92-05-593 (3 pcs)	A:180 D:22 E:26	
1.3 16V	4 G 13 (16 V)	1299	61 83	12.98 →	92-05-593 (3 pcs)	A:180 D:22 E:26	
1.3 16V	4 G 13 (16 V)	1299	60 82	09.00 →	92-05-593 (3 pcs)	A:180 D:22 E:26	
1.6 16V	4G18	1584	72 98	01.01 →	92-05-532 (3 pcs)	A:200 D:22 E:26	
1.8 GDI	4G93	1834	87 118	06.98 →	92-05-548 (3 pcs)	A:215 D:22 E:20	85-05-571
1.8 GDI	4G93	1834	90 122	06.98 →	92-05-548 (3 pcs)	A:215 D:22 E:20	85-05-571
1.9 DI-D	F9Q1	1870	75 102	02.01 →	92-05-5002 (2 pcs)	A:225 D:22 E:20	
1.9 DI-D	F9Q2	1870	85 115	10.02 →	92-05-5002 (2 pcs)	A:225 D:22 E:20	

SPACE WAGON (D0_V/W)

1.8 4x4 (D05V, D05W)	4G37	1755	66 90	10.87 → 08.88	92-05-504 (3 pcs)	A:200 D:22 E:20	95-05-508
1.8 GLX (D05V, D05W)	4G37	1755	66 90	01.84 → 12.88	92-05-504 (3 pcs)	A:200 D:22 E:20	95-05-508
1.8 TD (D09W)	4 D 65 T	1796	55 75	06.86 → 04.91	92-05-549 (3 pcs)	A:200 D:22 E:20	85-05-593 95-05-508
2.0 4x4 (D08W)	4G63	1997	75 102	03.85 → 04.91	92-05-518 (3 pcs)	A:215 D:22 E:20	85-05-593 95-05-508
2.0 GLX (D04W)	G63B	1997	62 84	06.86 → 05.88	92-05-504 (3 pcs)	A:200 D:22 E:20	85-05-595 95-05-508
2.0 GLX 4x4 (D08W)	G63B	1997	62 84	06.86 → 05.88	92-05-518 (3 pcs)	A:215 D:22 E:20	85-05-593 95-05-508
2.0 GLXi (D04W)	4G63	1997	74 101	06.88 → 04.91	92-05-518 (3 pcs)	A:215 D:22 E:20	85-05-595 95-05-508
2.0 GLXi 4x4 (D08W)	4G63	1997	74 101	06.88 → 04.91	92-05-518 (3 pcs)	A:215 D:22 E:20	85-05-593 95-05-508

SPACE WAGON (N3_W, N4_W)

1.8 (N31W)	4G93	1834	90 122	10.91 → 10.98	92-05-517 (3 pcs)	A:215 D:22 E:20	85-05-592
-------------------	------	------	-----------	---------------	-----------------------------	-----------------------	------------------



92 Clutch Kit



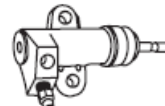
91 Flywheel



98 Clutch Kit + Flywheel



95 Master Cylinder



85 Slave Cylinder

NEW CODES - NEUE CODES - NOUVEAUX CODES - NUEVOS CODIGOS - NUOVI CODICI

MITSUBISHI



		CC	KW HP			92 Clutch Kit/ Kit frizione 91 Flywheel/ Volano 98 Clutch Kit + Flywheel	95 Master Cylinder/ Cilindro maestro 85 Slave Cylinder/ Cilindro secondario
--	--	-----------	------------------	--	--	---	--

SPACE WAGON (N3_W, N4_W)

1.8 4x4 (N41W)	4G93	1834	90 122	10.91 → 10.98	92-05-517 (3 pcs)	A:215 D:22 E:20	85-05-592
1.8 TD (N35W)	4 D 65 T	1796	55 75	10.91 → 10.98	92-05-550 (3 pcs)	A:215 D:22 E:20	85-05-592
2.0 (N33W)	4 G 63	1997	98 133	10.92 → 10.98	92-05-517 (3 pcs)	A:215 D:22 E:20	85-05-592
2.0 4x4 (N43W)	4 G 63	1997	98 133	10.92 → 10.98	92-05-517 (3 pcs)	A:215 D:22 E:20	85-05-592
2.0 TD (N38W)	4D68 T	1998	60 82	10.92 → 10.98	92-05-534 (3 pcs)	A:225 D:22 E:20	85-05-592

SPACE WAGON (N5_W)

2.4 GDI	4G64 (GDI)	2351	108 147	09.00 →	92-05-5001 (3 pcs)	A:230 D:22 E:20	85-05-571
2.4 GDI	4G64 (GDI)	2351	110 150	10.98 →	92-05-5001 (3 pcs)	A:230 D:22 E:20	85-05-571
2.4 GDI 4x4	4G64 (GDI)	2351	108 147	09.00 →	92-05-5001 (3 pcs)	A:230 D:22 E:20	85-05-571
2.4 GDI 4x4	4G64 (GDI)	2351	110 150	10.98 →	92-05-5001 (3 pcs)	A:230 D:22 E:20	85-05-571

STARION (A18_A)

2.0 Turbo ECi (A183A)	4 G 63 T (ECi)	1997	125 170	06.82 → 12.85	92-05-509 (3 pcs)	A:215 D:26 E:23	
2.6 Turbo ECi (A187A)	G 54 B T/C	2555	114 155	09.87 → 06.90	92-05-511 (3 pcs)	A:225 D:26 E:23	→05.88
					92-05-552 (3 pcs)	A:240 D:26 E:23	06.88→

TREDIA (A21_)

1.4 GLX (A211)	4 G 12	1410	51 70	10.82 → 08.85	92-05-503 (3 pcs)	A:185 D:22 E:20	
1.6 Turbo (A212)	4G32 T	1597	84 114	09.82 → 05.85	92-05-508 (3 pcs)	A:200 D:22 E:20	
1.6 Turbo (A212)	4G32 T	1597	85 116	09.82 → 07.84	92-05-508 (3 pcs)	A:200 D:22 E:20	
1.8 GLS (A215)	4G37	1755	66 90	08.84 → 07.86	92-05-504 (3 pcs)	A:200 D:22 E:20	
1.8 Turbo	G62B	1796	100 136	08.84 → 07.86	92-05-517 (3 pcs)	A:215 D:22 E:20	95-05-527 4WD

A = Disc diameter

D = Disc centring diameter

E = N. of disc teeth

A = Scheibendurchmesser

D = Zentrierdurchmesser Scheibe

E = Zahnzahl Scheibe

A = Diámetro disco

D = Diámetro centrage disco

E = Nº dientes disco

A = Diamètre du disque

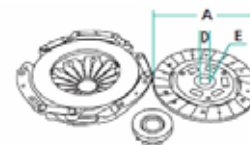
D = Diamètre centrage du disque

E = Nbre de dents du disque

A = Diametro disco

D = Diametro centraggio disco

E = Nº denti disco





MITSUBISHI

		CC	KW HP			92 Clutch Kit/ Kit frizione 91 Flywheel/ Volano 98 Clutch Kit + Flywheel	95 Master Cylinder/ Cilindro maestro 85 Slave Cylinder/ Cilindro secondario
--	--	-----------	------------------	--	--	---	--

TREDIA (A21_)

GLS 1.6 (A212)	4G32	1597	55 75	09.82 → 10.87	92-05-503 (3 pcs)	A:185 D:22 E:20	
-----------------------	------	------	----------	---------------	-----------------------------	-----------------------	--



92 Clutch Kit



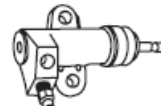
91 Flywheel



98 Clutch Kit + Flywheel



95 Master Cylinder



85 Slave Cylinder

NEW CODES - NEUE CODES - NOUVEAUX CODES - NUEVOS CODIGOS - NUOVI CODICI

		CC	KW HP			92 Clutch Kit/ Kit frizione 91 Flywheel/ Volano 98 Clutch Kit + Flywheel	95 Master Cylinder/ Cilindro maestro 85 Slave Cylinder/ Cilindro secondario
--	--	-----------	------------------	--	--	---	--

100 NX (B13)

1.6	GA16DS	1597	66 90	03.90 → 10.94	92-01-124 (3 pcs)	A:190 D:20 E:18	
1.6 SR	GA16DE	1597	75 102	09.93 → 10.94	92-01-178 (3 pcs)	A:190 D:20 E:18	
2.0	SR20DE	1998	110 150	10.90 → 10.94	92-01-151 (3 pcs)	A:215 D:20 E:18	
2.0 GTI	SR20DE	1998	105 143	03.91 → 10.94	92-01-151 (3 pcs) 92-01-187 (3 pcs)	A:215 D:20 E:18 A:215 D:20 E:18	→10.92 10.92→

200 SX (S13)

1.8 Turbo	CA18DET	1809	124 169	07.88 → 11.93	92-01-189 (3 pcs)	A:225 D:25 E:24	85-01-194 95-01-140
-----------	---------	------	------------	---------------	-----------------------------	-----------------------	--------------------------------------

200 SX (S14)

2.0 i 16V Turbo	SR20DET	1998	147 200	10.93 → 12.99	92-01-196 (3 pcs)	A:240 D:25 E:24	85-01-194 95-01-140
-----------------	---------	------	------------	---------------	-----------------------------	-----------------------	--------------------------------------

260Z (S30)

1.5 GLS		1468	55 75	10.88 → 06.91	92-01-102 (3 pcs)	A:190 D:25 E:24	85-01-104
---------	--	------	----------	---------------	-----------------------------	-----------------------	------------------

280 ZX,ZXT (HGS130)

2.8	L28E	2753	103 140	10.78 → 06.83	92-01-111 (3 pcs)	A:240 D:25 E:24	85-01-104 95-01-105
2.8	L28E	2753	108 147	02.80 → 09.82	92-01-111 (3 pcs)	A:240 D:25 E:24	85-01-104 95-01-105
2.8	L28ET	2753	147 200	01.83 → 02.84	92-01-140 (3 pcs)	A:240 D:25 E:24	85-01-104 95-01-105

300 ZX (Z31)

3.0	VG30E	2960	125 170	01.84 → 12.87	92-01-140 (3 pcs)	A:240 D:25 E:24	85-01-193 95-01-105
3.0 Turbo	VG30ET	2960	149 203	05.87 → 10.90	92-01-190 (3 pcs)	A:240 D:25 E:24	85-01-193 95-01-105
3.0 Turbo	VG30T	2960	168 228	04.84 → 10.90	92-01-190 (3 pcs)	A:240 D:25 E:24	85-01-193 95-01-105

300 ZX (Z32)

3.0 Twin Turbo	VG30DETT	2960	197 268	05.90 → 09.95	92-01-191 (3 pcs)	A:250 D:25 E:24	85-01-193 95-01-142 95-01-143	→04.92 05.92→
----------------	----------	------	------------	---------------	-----------------------------	-----------------------	--	----------------------

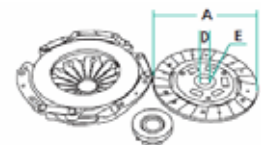
A = Disc diameter
D = Disc centring diameter
E = N. of disc teeth

A = Scheibendurchmesser
D = Zentrierdurchmesser Scheibe
E = Zahnzahl Scheibe

A = Diámetro disco
D = Diámetro centrage disco
E = Nº dientes disco

A = Diamètre du disque
D = Diamètre centrage du disque
E = Nbre de dents du disque

A = Diametro disco
D = Diametro centraggio disco
E = Nº denti disco





		CC	KW HP			92 Clutch Kit/ Kit frizione 91 Flywheel/ Volano 98 Clutch Kit + Flywheel	95 Master Cylinder/ Cilindro maestro 85 Slave Cylinder/ Cilindro secondario
--	--	-----------	------------------	--	--	---	--

300 ZX (Z32)

3.0 Twin Turbo	VG30DETT	2960	208 283	05.90 → 09.95	92-01-191 (3 pcs)	A:250 D:25 E:24	85-01-193 95-01-142 →04.92 95-01-143 05.92→
----------------	----------	------	------------	---------------	-----------------------------	-----------------------	--

ALMERA I (N15)

1.4	GA14DE	1392	64 87	09.95 → 03.00	92-01-149 (3 pcs)	A:190 D:20 E:18	85-01-141 95-01-144
1.4 GX,LX	GA14DE	1392	55 75	09.95 → 07.00	92-01-149 (3 pcs)	A:190 D:20 E:18	09.97→ 85-01-141 95-01-144
					92-01-104 (3 pcs)	A:180 D:20 E:18	→08.97
1.6	GA16DE	1597	73 99	09.95 → 03.00	92-01-149 (3 pcs)	A:190 D:20 E:18	85-01-141 95-01-144
1.6 SR,SLX	GA16DE	1597	66 90	09.95 → 03.00	92-01-149 (3 pcs)	A:190 D:20 E:18	85-01-141 95-01-144
2.0 D	CD20	1974	55 75	11.95 → 03.00	92-01-174 (3 pcs)	A:200 D:20 E:18	85-01-141 95-01-144
2.0 GTi	SR20DE	1998	105 143	07.96 → 03.00	92-01-151 (3 pcs)	A:215 D:20 E:18	85-01-141 95-01-144

ALMERA II (N16)

1.5	GA15DE QG15DE	1498	77 105	03.01 →	92-01-186 (3 pcs)	A:200 D:20 E:18	85-01-142 95-01-146
1.5	QG15DE	1497	72 98	10.02 →	92-01-186 (3 pcs)	A:200 D:20 E:18	85-01-142 95-01-146
1.5	QG15DE	1498	66 90	07.00 →	92-01-186 (3 pcs)	A:200 D:20 E:18	85-01-142 95-01-146
1.5 dCi	K9K 722	1461	60 82	01.03 →	92-01-1016 (2 pcs)	A:215 D:22 E:26	85-01-142 95-01-145
1.8	QG18DE	1769	85 116	10.02 →	92-01-151 (3 pcs)	A:215 D:20 E:18	85-01-142 95-01-146
1.8	QG18DE	1769	84 114	07.00 →	92-01-151 (3 pcs)	A:215 D:20 E:18	85-01-142 95-01-146
2.2 dCi	YD22DDTi	2184	100 136	09.03 →	92-01-175 (3 pcs)	A:240 D:25 E:24	85-01-143 95-01-146
2.2 dCi	YD22DDT	2184	82 112	09.03 →	92-01-175 (3 pcs)	A:240 D:25 E:24	85-01-143 95-01-146
2.2 Di	YD22DDT	2184	81 110	07.00 →	92-01-175 (3 pcs)	A:240 D:25 E:24	85-01-143 95-01-146



92 Clutch Kit



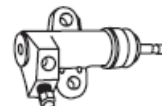
91 Flywheel



98 Clutch Kit + Flywheel



95 Master Cylinder



85 Slave Cylinder

		CC	KW HP			92 Clutch Kit/ Kit frizione 91 Flywheel/ Volano 98 Clutch Kit + Flywheel	95 Master Cylinder/ Cilindro maestro 85 Slave Cylinder/ Cilindro secondario
--	--	-----------	------------------	--	--	---	--

ALMERA TINO (V10)

1.8	QG18DE	1769	84 114	08.00 →	92-01-179 (3 pcs)	A:215 D:20 E:18	85-01-142 95-01-146
1.8	QG18DE	1769	85 116	12.02 →	92-01-179 (3 pcs)	A:215 D:20 E:18	85-01-142 95-01-146
2.0	SR20DE	1998	100 136	08.00 →	92-01-151 (3 pcs)	A:215 D:20 E:18	85-01-142 95-01-146
2.2 dCi	YD22DDTi	2184	100 136	09.03 →	92-01-1045 (3 pcs)	A:240 D:25 E:24	85-01-143 95-01-146
2.2 dCi	YD22DDT	2184	82 112	09.03 →	92-01-175 (3 pcs)	A:240 D:25 E:24	85-01-143 95-01-146
2.2 Di	YD22DDTi	2184	84 115	08.00 →	92-01-175 (3 pcs)	A:240 D:25 E:24	85-01-143 95-01-146

BLUEBIRD (910)

1.6	L16	1595	60 82	01.80 → 11.83	92-01-112 (3 pcs)	A:200 D:25 E:24	85-01-104 95-01-105
1.8	L18S	1770	65 88	01.80 → 12.83	92-01-112 (3 pcs)	A:200 D:25 E:24	85-01-104 95-01-105
2.0 D	LD20	1952	44 60	01.80 → 12.83	92-01-107 (3 pcs)	A:200 D:25 E:24	85-01-104 95-01-147
2.0 i	Z20E	1952	80 109	01.82 → 12.83	92-01-100 (3 pcs)	A:225 D:25 E:24	85-01-191 95-01-147

92-01-100X

BLUEBIRD (B610)

1.8	L18	1770	65 88	07.74 → 11.79	92-01-112 (3 pcs)	A:200 D:25 E:24	85-01-104 95-01-107
-----	-----	------	----------	---------------	-----------------------------	-----------------------	--------------------------------------

BLUEBIRD (T72 , T12)

1.6	CA16S	1598	61 83	03.86 → 06.90	92-01-122 (3 pcs)	A:215 D:20 E:18	85-01-191 95-01-147
1.6	CA16S	1598	66 90	12.85 → 02.90	92-01-173 (3 pcs)	A:215 D:20 E:18	
1.8		1809	61 83	03.88 → 04.90	92-01-136 (3 pcs)	A:215 D:25 E:24	85-01-191
1.8 i 16V (RLT72)	CA18D	1809	95 129	02.89 → 12.90	92-01-129 (3 pcs)	A:215 D:20 E:18	85-01-191 95-01-147
1.8 Turbo	CA18T	1809	99 135	12.85 → 05.90	92-01-138 (3 pcs)	A:225 D:25 E:24	85-01-191 95-01-147

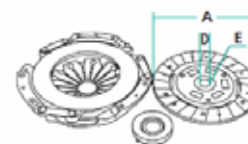
A = Disc diameter
D = Disc centring diameter
E = N. of disc teeth

A = Scheibendurchmesser
D = Zentrierdurchmesser Scheibe
E = Zähnezahl Scheibe

A = Diámetro disco
D = Diámetro centraje disco
E = N° dientes disco

A = Diamètre du disque
D = Diamètre centrage du disque
E = Nbre de dents du disque

A = Diametro disco
D = Diametro centraggio disco
E = N° denti disco





		CC	KW HP			92 Clutch Kit/ Kit frizione 91 Flywheel/ Volano 98 Clutch Kit + Flywheel	95 Master Cylinder/ Cilindro maestro 85 Slave Cylinder/ Cilindro secondario
--	--	-----------	------------------	--	--	---	--

BLUEBIRD (T72 , T12)

2.0 (T12)	CA20S	1974	75 102	12.85 → 12.87	92-01-131 (3 pcs)	A:215 D:25 E:24	85-01-191 95-01-147
2.0 D (SLT72, T12)	LD20	1952	49 67	03.86 → 12.90	92-01-152 (3 pcs)	A:200 D:25,5 E:24	85-01-191 95-01-147
2.0 i	CA20E	1974	85 115	09.88 → 09.90	92-01-120 (3 pcs)	A:225 D:25 E:24	85-01-191 95-01-147
2.0 i (HLT72, T12)	CA20E	1974	77 105	12.85 → 12.90	92-01-120 (3 pcs)	A:225 D:25 E:24	85-01-191 95-01-147
2.0 LX	CA20S	1974	66 90	12.85 → 02.90	92-01-131 (3 pcs)	A:215 D:25 E:24	

BLUEBIRD (U11)

1.6	CA16S	1598	66 90	12.85 → 02.90	92-01-197 (3 pcs)	A:200 D:20,5 E:18	
1.8	CA18S	1809	66 90	11.83 → 06.88	92-01-197 (3 pcs)	A:200 D:20,5 E:18	85-01-191 95-01-147
1.8 Turbo	CA18T	1809	99 135	04.84 → 05.90	92-01-138 (3 pcs)	A:225 D:25 E:24	85-01-191 95-01-147
2.0 D	LD20	1952	43 58	04.84 → 01.88	92-01-152 (3 pcs)	A:200 D:25,5 E:24	85-01-191 95-01-147
2.0 i	CA20E	1974	77 105	04.84 → 01.88	92-01-120 (3 pcs)	A:225 D:25 E:24	85-01-191 95-01-147

BLUEBIRD Coupe (910)

1.8	L18T	1770	66 90	01.80 → 05.84	92-01-112 (3 pcs)	A:200 D:25 E:24	85-01-104 95-01-105
1.9 i	Z20E	1952	80 109	01.82 → 05.84	92-01-110 (3 pcs)	A:200 D:25 E:24	85-01-104 95-01-105

BLUEBIRD Hatchback (T72, T12)

1.6	CA16S	1598	61 83	03.86 → 06.90	92-01-122 (3 pcs)	A:215 D:20 E:18	85-01-191 95-01-147
1.6	CA16S	1598	66 90	03.86 → 06.91	92-01-122 (3 pcs)	A:215 D:20 E:18	85-01-191 95-01-147
1.8 i 16V (FRLT72)	CA18D	1809	95 129	02.89 → 12.90	92-01-129 (3 pcs)	A:215 D:20 E:18	85-01-190 95-01-147
1.8 Turbo	CA18T	1809	99 135	12.85 → 05.90	92-01-138 (3 pcs)	A:225 D:25 E:24	85-01-191 95-01-147
2.0 (T12)	CA20S	1974	75 102	12.85 → 12.87	92-01-131 (3 pcs)	A:215 D:25 E:24	85-01-191 95-01-147



92 Clutch Kit



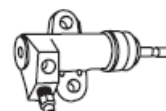
91 Flywheel



98 Clutch Kit + Flywheel



95 Master Cylinder



85 Slave Cylinder

NISSAN



		CC	KW HP			92 Clutch Kit/ Kit frizione 91 Flywheel/ Volano 98 Clutch Kit + Flywheel	95 Master Cylinder/ Cilindro maestro 85 Slave Cylinder/ Cilindro secondario
--	--	-----------	------------------	--	--	---	--

BLUEBIRD Hatchback (T72, T12)

2.0 D (FSLT72, T12)	LD20	1952	49 67	03.86 → 12.90	92-01-152 (3 pcs)	A:200 D:25,5 E:24	85-01-191 95-01-147
2.0 i	CA20E	1974	85 115	09.88 → 09.90	92-01-120 (3 pcs)	A:225 D:25 E:24	85-01-191 95-01-147
2.0 i (FHLT72, T12)	CA20E	1974	77 105	12.85 → 12.90	92-01-120 (3 pcs)	A:225 D:25 E:24	85-01-191 95-01-147

BLUEBIRD Station Wagon (WU11)

2.0	CA20S	1974	75 102	04.86 → 09.90	92-01-131 (3 pcs)	A:215 D:25 E:24	85-01-191 95-01-147
					92-01-136 (3 pcs)	A:215 D:25 E:24	Great Britain
2.0 D	LD20	1952	43 58	04.84 → 01.88	92-01-152 (3 pcs)	A:200 D:25,5 E:24	85-01-191 95-01-147
2.0 D	LD20	1952	49 67	03.86 → 12.90	92-01-152 (3 pcs)	A:200 D:25,5 E:24	85-01-191 95-01-147
2.0 i	CA20E	1974	77 105	04.84 → 12.90	92-01-120 (3 pcs)	A:225 D:25 E:24	04.86→ 85-01-191 95-01-147
2.0 i	CA20E	1974	85 115	09.88 → 09.90	92-01-120 (3 pcs)	A:225 D:25 E:24	85-01-191 95-01-147

BLUEBIRD Traveller (W910)

1.8	L18S	1770	65 88	01.80 → 05.84	92-01-112 (3 pcs)	A:200 D:25 E:24	85-01-104 95-01-105
2.0 D	LD20	1952	44 60	01.80 → 05.84	92-01-107 (3 pcs)	A:200 D:25 E:24	85-01-104 95-01-147

CABSTAR

1.6 F22			62	01.82 → 09.92	92-01-112 (3 pcs)	A:200 D:25 E:24	95-01-148
2.0	Z20S	1952	66 90	01.82 → 06.92	92-01-100 (3 pcs)	A:225 D:25 E:24	
					92-01-100X		
2.0 F22			66	06.82 → 12.94	92-01-108 (3 pcs)	A:225 D:25 E:24	85-01-145 →12.91 85-01-146 01.92→ 95-01-148
2.3D F22	TD23		51	06.85 → 06.92	92-01-100 (3 pcs)	A:225 D:25 E:24	95-01-148
					92-01-100X		

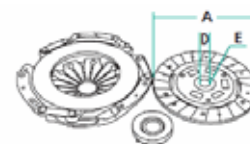
A = Disc diameter
D = Disc centring diameter
E = N. of disc teeth

A = Scheibendurchmesser
D = Zentrierdurchmesser Scheibe
E = Zähnezahl Scheibe

A = Diámetro disco
D = Diámetro centraxe disco
E = Nº dientes disco

A = Diamètre du disque
D = Diamètre centrage du disque
E = Nbre de dents du disque

A = Diametro disco
D = Diametro centraggio disco
E = Nº denti disco





		CC	KW HP			92 Clutch Kit/ Kit frizione 91 Flywheel/ Volano 98 Clutch Kit + Flywheel	95 Master Cylinder/ Cilindro maestro 85 Slave Cylinder/ Cilindro secondario
--	--	-----------	------------------	--	--	---	--

CABSTAR

2.5D F22			53	01.83 →	92-01-153 (3 pcs) 92-01-108 (3 pcs)	A:240 D:25 E:24 A:225 D:25 E:24	01.92→	85-01-147 95-01-148
2.5D F22	TD25		55	10.85 →	92-01-153 (3 pcs) 92-01-108 (3 pcs)	A:240 D:25 E:24 A:225 D:25 E:24	01.92→	85-01-147 85-01-148 85-01-149 95-01-148
2.7D F22			66	02.83 → 12.90	92-01-154 (3 pcs)	A:240 D:25 E:24		95-01-148

CABSTAR E

110.35 3.0 D		2953	78	10.98 →	92-01-1034 (3 pcs)	A:240 D:29 E:10		
110.45 3.0 D		2953	78	10.98 →	92-01-1034 (3 pcs)	A:240 D:29 E:10		
120.35 3.0 D		2953	88	10.98 →	92-01-1035 (3 pcs)	A:240 D:26 E:24		
120.45 3.0 D		2953	88	10.98 →	92-01-1035 (3 pcs)	A:240 D:26 E:24		
90.32 2.7 D		2663	66	10.98 →	92-01-1035 (3 pcs)	A:240 D:26 E:24		85-01-198

CEDRIC

2.0 (Y31) CA20S				09.87 →	92-01-147 (3 pcs)	A:240 D:25 E:24		
2.0 (430) L20				04.81 →	92-01-108 (3 pcs)	A:225 D:25 E:24		
2.3 D		2289	51 69	05.84 → 08.87	92-01-108 (3 pcs)	A:225 D:25 E:24		
2.3 D (Y31) TD23				09.87 →	92-01-155 (3 pcs)	A:225 D:25 E:24		
2.8 D (430 - C32) LD28 - RD28				04.81 →	92-01-108 (3 pcs)	A:225 D:25 E:24		
3.0 (Y30) VG30				05.87 →	92-01-147 (3 pcs) 92-01-140 (3 pcs)	A:240 D:25 E:24 A:240 D:25 E:24	09.87→	



92 Clutch Kit



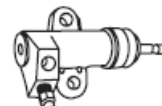
91 Flywheel



98 Clutch Kit + Flywheel



95 Master Cylinder



85 Slave Cylinder

		CC	KW HP			92 Clutch Kit/ Kit frizione 91 Flywheel/ Volano 98 Clutch Kit + Flywheel	95 Master Cylinder/ Cilindro maestro 85 Slave Cylinder/ Cilindro secondario
--	--	-----------	------------------	--	--	---	--

CHERRY (E10)

1.0	A10	988	33 45	09.70 → 09.78	92-01-117 (3 pcs)	A:160 D:25 E:24	85-01-101 95-01-100
-----	-----	-----	----------	---------------	-----------------------------	-----------------------	--------------------------------------

CHERRY (N10)

1.0	A10S	988	32 44	08.78 → 07.81	92-01-117 (3 pcs)	A:160 D:25 E:24	85-01-101 95-01-105
1.2	A12	1171	38 52	08.78 → 07.81	92-01-102 (3 pcs) 92-01-112 (3 pcs)	A:190 D:25 E:24 A:200 D:25 E:24	85-01-101 95-01-105
1.3	E13	1269	44 60	08.81 → 09.82	92-01-104 (3 pcs)	A:180 D:20 E:18	85-01-101 95-01-105
1.4 i.e.	A14S	1397	59 80	08.80 → 07.81	92-01-102 (3 pcs)	A:190 D:25 E:24	85-01-101 95-01-105
1.5	E15	1488	51 69	08.81 → 12.82	92-01-115 (3 pcs)	A:180 D:20 E:18	

CHERRY (N12)

1.0	E10	988	37 50	05.82 → 05.86	92-01-109 (3 pcs)	A:160 D:20 E:18	
1.3	E13	1269	44 60	05.82 → 10.86	92-01-104 (3 pcs)	A:180 D:20 E:18	
1.5	E15S	1488	55 75	11.83 → 10.86	92-01-119 (3 pcs)	A:180 D:20 E:18	
1.5 Turbo	E15ET	1488	77 105	01.83 → 12.85	92-01-119 (3 pcs)	A:180 D:20 E:18	
1.6	E16	1597	51 69	05.84 → 07.86	92-01-119 (3 pcs)	A:180 D:20 E:18	
1.7 D	CD17	1681	40 54	10.82 → 12.86	92-01-104 (3 pcs)	A:180 D:20 E:18	01.83→

CHERRY (VN10)

1.2	A12	1171	38 52	10.78 → 07.81	92-01-102 (3 pcs) 92-01-112 (3 pcs)	A:190 D:25 E:24 A:200 D:25 E:24	85-01-101 95-01-105
1.3	E13	1269	44 60	09.81 → 12.83	92-01-104 (3 pcs)	A:180 D:20 E:18	85-01-101
1.4	A14S	1397	59 80	08.80 → 07.81	92-01-102 (3 pcs)	A:190 D:25 E:24	

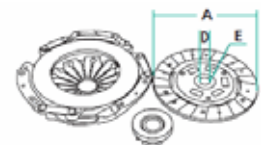
A = Disc diameter
 D = Disc centring diameter
 E = N. of disc teeth

A = Scheibendurchmesser
 D = Zentrierdurchmesser Scheibe
 E = Zähnezahl Scheibe

A = Diámetro disco
 D = Diámetro centrage disco
 E = Nº dientes disco

A = Diamètre du disque
 D = Diamètre centrage du disque
 E = Nbre de dents du disque

A = Diametro disco
 D = Diametro centraggio disco
 E = Nº denti disco





		CC	KW HP			92 Clutch Kit/ Kit frizione 91 Flywheel/ Volano 98 Clutch Kit + Flywheel	95 Master Cylinder/ Cilindro maestro 85 Slave Cylinder/ Cilindro secondario
--	--	-----------	------------------	--	--	---	--

DATSUN 100 A (E10, BLF10)

F-II 1.0 (BLF10)	A10	981	33 45	12.75 → 08.80	92-01-117 (3 pcs)	A:160 D:25 E:24	
------------------	-----	-----	----------	---------------	-----------------------------	-----------------------	--

DATSUN 120

A F-II 1.2 (LF10)	A12	1164	38 52	12.75 → 07.80	92-01-102 (3 pcs)	A:190 D:25 E:24	
-------------------	-----	------	----------	---------------	-----------------------------	-----------------------	--

Y 1.2 (B210)	A12	1163	38 52	09.74 → 07.80	92-01-105 (3 pcs)	A:180 D:20 E:18	
--------------	-----	------	----------	---------------	-----------------------------	-----------------------	--

DATSUN/VIOLET 140 J

1.4		1428	48 65	01.73 → 05.77	92-01-114 (3 pcs)	A:180 D:25 E:24	85-01-104 95-01-106
-----	--	------	----------	---------------	-----------------------------	-----------------------	--------------------------------------

DATSUN/VIOLET 160 J (710, A10)

1.6	L16T	1579	61 83	01.73 → 02.82	92-01-112 (3 pcs)	A:200 D:25 E:24	85-01-104 95-01-106
-----	------	------	----------	---------------	-----------------------------	-----------------------	--------------------------------------

1.6 (710)	L16S	1595	53 72	01.73 → 01.78	92-01-112 (3 pcs)	A:200 D:25 E:24	85-01-104 95-01-106
-----------	------	------	----------	---------------	-----------------------------	-----------------------	--------------------------------------

1.6 i.e. (A10)	L16	1595	65 88	01.78 → 02.82	92-01-112 (3 pcs)	A:200 D:25 E:24	85-01-102 95-01-107
----------------	-----	------	----------	---------------	-----------------------------	-----------------------	--------------------------------------

ECO T100

					92-01-1034 (3 pcs)	A:240 D:29 E:10	85-01-196 95-01-194
--	--	--	--	--	------------------------------	-----------------------	--------------------------------------

EVALIA

1.6		1597	81 110	01.11 →	92-01-1003 (3 pcs)	A:215 D:22 E:26	With Bearing Hydraulic Con Cuscinetto Idraulico
-----	--	------	-----------	---------	------------------------------	-----------------------	--

HOMER-CABST F20

2.2 D (SD22)				09.76 →	92-01-108 (3 pcs)	A:225 D:25 E:24	
--------------	--	--	--	---------	-----------------------------	-----------------------	--

INTERSTAR

dCi 100		2463	73 99	11.03 →	92-01-1024 (2 pcs)	A:240 D:24 E:21	85-01-150
---------	--	------	----------	---------	------------------------------	-----------------------	------------------

dCi 120	G9U 720	2463	84 115	07.02 →	92-01-1024 (2 pcs)	A:240 D:24 E:21	85-01-150
---------	---------	------	-----------	---------	------------------------------	-----------------------	------------------

dCi 120	G9U 650	2464	88 120	09.06 →	92-01-1024 (2 pcs)	A:240 D:24 E:21	85-01-150
---------	---------	------	-----------	---------	------------------------------	-----------------------	------------------

dCi 150	G9U 632	2464	107 145	09.06 →	92-01-1024 (2 pcs)	A:240 D:24 E:21	85-01-150
---------	---------	------	------------	---------	------------------------------	-----------------------	------------------



92 Clutch Kit




91 Flywheel



98 Clutch Kit + Flywheel



95 Master Cylinder



85 Slave Cylinder

NISSAN



		CC	KW HP			92 Clutch Kit/ Kit frizione 91 Flywheel/ Volano 98 Clutch Kit + Flywheel	95 Master Cylinder/ Cilindro maestro 85 Slave Cylinder/ Cilindro secondario
--	--	-----------	------------------	--	--	---	--

INTERSTAR

dCi 80	F9Q 772	1870	60 82	07.02 →	92-01-1022 A:240 (2 pcs) 92-01-1049 A:240 (2 pcs)	D:24 E:21 →09.03	10.03→	85-01-150
dCi 90	G9T 722	2188	66 90	07.02 →	92-01-1023 A:240 (2 pcs)	D:24 E:21		85-01-150

Juke

1.5 dCi		1461	81 110	10.10 →	92-01-183 A:225 (3 pcs) 98-01-106 91-01-105	With Bearing Hydraulic Con Cuscinetto Idraulico Dual-mass flywheel Volano bimassa		
1.6	MR16DDT	1598	86 117	10.10 →	92-01-1003 A:215 (3 pcs)	With Bearing Hydraulic Con Cuscinetto Idraulico		

KUBISTAR

1.2	D7F 764	1149	44 60	08.03 →	92-01-1048 A:180 (3 pcs)	D:21,5 E:26		
1.2 16V	D4F 712	1149	55 75	04.06 →	92-01-1048 A:180 (3 pcs)	D:21,5 E:26		
1.5 dCi	K9K 704	1461	48 65	08.03 →	92-01-1047 A:215 (3 pcs)	D:22 E:26		
1.5 dCi	K9K 722	1461	60 82	08.03 →	92-01-1047 A:215 (3 pcs)	D:22 E:26		
1.5 dCi 70	K9K 700	1461	50 68	04.06 →	92-01-1047 A:215 (3 pcs)	D:22 E:26		
1.5 dCi 85	K9K 276	1461	62 85	04.06 →	92-01-1047 A:215 (3 pcs)	D:22 E:26		
1.6 16V	K4M 752	1598	70 95	08.03 →	92-01-1051 A:200 (3 pcs)	D:22 E:26		

LAUREL (HLC230)

2.0	L20A	1998	71 97	03.77 → 05.83	92-01-100 A:225 (3 pcs) 92-01-100X	D:25 E:24		85-01-104 95-01-109
2.4	L24	2393	83 113	12.77 → 05.83	92-01-100 A:225 (3 pcs) 92-01-100X	D:25 E:24		85-01-104 95-01-109

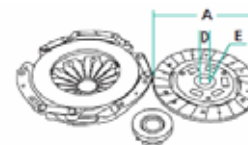
A = Disc diameter
 D = Disc centring diameter
 E = N. of disc teeth

A = Scheibendurchmesser
 D = Zentrierdurchmesser Scheibe
 E = Zahnzahl Scheibe

A = Diámetro disco
 D = Diámetro centrage disco
 E = Nº dientes disco

A = Diamètre du disque
 D = Diamètre centrage du disque
 E = Nbre de dents du disque

A = Diametro disco
 D = Diametro centraggio disco
 E = Nº denti disco





		CC	KW HP			92 Clutch Kit/ Kit frizione 91 Flywheel/ Volano 98 Clutch Kit + Flywheel	95 Master Cylinder/ Cilindro maestro 85 Slave Cylinder/ Cilindro secondario
--	--	-----------	------------------	--	--	---	--

LAUREL (JC31)

2.0	L20A	1998	71 97	01.81 → 01.84	92-01-100 (3 pcs) 92-01-100X	A:225 D:25 E:24	85-01-115 95-01-115
2.0 D	LD20	1952	44 60	04.81 → 10.84	92-01-108 (3 pcs) 92-01-112 (3 pcs)	A:225 D:25 E:24 A:200 D:25 E:24	85-01-104 95-01-109
2.4	L24	2393	83 113	01.81 → 01.84	92-01-100 (3 pcs) 92-01-100X	A:225 D:25 E:24	85-01-115 95-01-115
2.4	L24	2393	88 120	09.83 → 12.85	92-01-100 (3 pcs) 92-01-100X	A:225 D:25 E:24	85-01-115 95-01-115
2.8 D	LD28	2792	62 84	01.81 → 10.85	92-01-108 (3 pcs) 92-01-100X	A:225 D:25 E:24	85-01-115 95-01-116

LAUREL (JC32)

2.0 GL		1974	75 102	11.84 → 12.85			
2.4	L24E L24S	2393	94 128	01.85 → 12.87	92-01-100 (3 pcs) 92-01-100X	A:225 D:25 E:24	85-01-115 95-01-115
2.8 D	LD28	2792	62 84	01.85 → 12.87	92-01-1011 (3 pcs)	A:225 D:25 E:24	85-01-115 95-01-116
2.8 D	RD28	2826	66 90	01.85 → 12.89	92-01-1011 (3 pcs)	A:225 D:25 E:24	02.87→ 85-01-115 95-01-116

MAXIMA (J30)

3.0 i	VG30E	2960	125 170	10.88 → 06.94	92-01-157 (3 pcs)	A:240 D:25 E:24	85-01-190
-------	-------	------	------------	---------------	-----------------------------	-----------------------	------------------

MAXIMA QX (A32)

2.0	VQ20DE	1995	103 140	02.95 → 08.00	92-01-156 (3 pcs)	A:225 D:25,5 E:24	
3.0	VQ30DE	2988	142 193	01.95 → 08.00	92-01-158 (3 pcs)	A:240 D:25 E:24	

MICRA (K10)

1.0	MA10S	988	37 50	12.82 → 12.89	92-01-188 (3 pcs)	A:160 D:18 E:16	
1.0	MA10S	988	40 54	12.82 → 05.89	92-01-188 (3 pcs)	A:160 D:18 E:16	



92 Clutch Kit




91 Flywheel



98 Clutch Kit + Flywheel



95 Master Cylinder



85 Slave Cylinder

		CC	KW HP			92 Clutch Kit/ Kit frizione 91 Flywheel/ Volano 98 Clutch Kit + Flywheel	95 Master Cylinder/ Cilindro maestro 85 Slave Cylinder/ Cilindro secondario
--	--	-----------	------------------	--	--	---	--

MICRA (K10)

1.0		988	43 58	12.82 → 05.91	92-01-119 A:180 (3 pcs) D:20 E:18 92-01-188 A:160 (3 pcs) D:18 E:16	
1.2	MA12S	1235	40 54	07.86 → 07.92	92-01-188 A:160 (3 pcs) D:18 E:16	
1.2	MA12S	1235	44 60	07.86 → 07.92	92-01-188 A:160 (3 pcs) D:18 E:16	

MICRA (K11)

1.0 i 16V	CG10DE	998	44 60	09.00 → 02.03	92-01-144 A:180 (3 pcs) D:20,5 E:18	
1.0 i 16V	CG10DE	998	40 54	08.92 → 09.00	92-01-144 A:180 (3 pcs) D:20,5 E:18 92-01-188 A:160 (3 pcs) D:18 E:16	02.98→ 02.93→02.98
1.3 i 16V	CG13DE	1275	55 75	08.92 → 09.00	92-01-144 A:180 (3 pcs) D:20,5 E:18	
1.4 i 16V	CGA3DE	1348	60 82	09.00 → 02.03	92-01-144 A:180 (3 pcs) D:20,5 E:18	
1.5 D	TD15	1527	42 57	02.98 → 02.03	92-01-1010 A:180 (3 pcs) D:20,7 E:18	

MICRA (K12)

1.0 16V	CG10DE	998	48 65	01.03 →	92-01-1054 A:180 (2 pcs) D:22 E:26	
1.2 16V	CR12DE CG12DE	1240	48 65	01.03 →	92-01-1018 A:180 (2 pcs) D:22 E:26	
1.2 16V	CR12DE CG12DE	1240	59 80	01.03 →	92-01-1018 A:180 (2 pcs) D:22 E:26	
1.4 16V	CR14DE	1386	65 88	01.03 →	92-01-1015 A:190 (2 pcs) D:21,6 E:26	
1.5 dCi	K9K 704	1461	48 65	01.03 →	92-01-1016 A:215 (2 pcs) D:22 E:26	
1.5 dCi		1461	50 68	06.05 →	92-01-1016 A:215 (2 pcs) D:22 E:26	
1.5 dCi	K9K 722	1461	60 82	09.03 →	92-01-1016 A:215 (2 pcs) D:22 E:26	

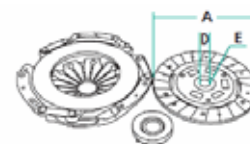
A = Disc diameter
 D = Disc centring diameter
 E = N. of disc teeth

A = Scheibendurchmesser
 D = Zentrierdurchmesser Scheibe
 E = Zahnzahl Scheibe

A = Diámetro disco
 D = Diámetro centrage disco
 E = Nº dientes disco

A = Diamètre du disque
 D = Diamètre centrage du disque
 E = Nbre de dents du disque

A = Diametro disco
 D = Diametro centraggio disco
 E = Nº denti disco





		CC	KW HP			92 Clutch Kit/ Kit frizione 91 Flywheel/ Volano 98 Clutch Kit + Flywheel	95 Master Cylinder/ Cilindro maestro 85 Slave Cylinder/ Cilindro secondario
--	--	-----------	------------------	--	--	---	--

MICRA (K12)

1.5 dCi	K9K 276	1461	63 86	06.05 →	92-01-1016 (2 pcs)	A:215 D:22 E:26	
160 SR	HR 16 DE	1598	81 110	05.05 →	92-01-1040 (2 pcs)	A:215 D:22 E:26	

MICRA (K13)

1.2	HR 12 DE	1198	59 80	05.10 →	92-01-1052 (3 pcs)	A:190 D:22 E:26	With Bearing Hydraulic Con Cuscinetto Idraulico
-----	----------	------	----------	---------	------------------------------	-----------------------	--

MICRA C+C

1.4 16V	CR14DE	1386	65 88	08.05 →	92-01-1015 (2 pcs)	A:190 D:21,6 E:26	
1.6 160 SR	HR 16 DE	1598	81 110	08.05 →	92-01-1040 (2 pcs)	A:215 D:22 E:26	

NAVARA

2.5 dCi	YD25DDTi	2488	106 144	07.05 →	92-01-1038 (3 pcs)	A:240 D:26 E:24	85-01-149 95-01-111
					98-01-108M 98-01-103 98-01-103MX 91-01-102	Dual-mass flywheel Volano bimassa	
2.5 dCi 4WD	YD25DDTi	2488	126 171	10.06 →	92-01-1038 (3 pcs)	A:240 D:26 E:24	85-01-149 95-01-111
					98-01-108M 98-01-103 98-01-103MX 91-01-102	Dual-mass flywheel Volano bimassa	
2.5 dCi 4WD	YD25DDTi	2488	128 174	07.05 →	92-01-1038 (3 pcs)	A:240 D:26 E:24	85-01-149 95-01-111
					98-01-108M 98-01-103 98-01-103MX 91-01-102	Dual-mass flywheel Volano bimassa	

NOTE

1.4	CR14DE	1386	65 88	03.06 →	92-01-1015 (2 pcs)	A:190 D:21,6 E:26	
1.5 dCi	K9K 276	1461	63 86	03.06 →	92-01-1041 (2 pcs)	A:215 D:22 E:26	
1.5 dCi	K9K 700	1461	50 68	03.06 →	92-01-1041 (2 pcs)	A:215 D:22 E:26	



92 Clutch Kit




91 Flywheel



98 Clutch Kit + Flywheel



95 Master Cylinder



85 Slave Cylinder

NISSAN



		CC	KW HP			92 Clutch Kit/ Kit frizione 91 Flywheel/ Volano 98 Clutch Kit + Flywheel	95 Master Cylinder/ Cilindro maestro 85 Slave Cylinder/ Cilindro secondario
--	--	-----------	------------------	--	--	---	--

NOTE

1.6	HR 16 DE	1598	81 110	03.06 →	92-01-1040 (2 pcs)	A:215 D:22 E:26	
-----	----------	------	-----------	---------	------------------------------	-----------------------	--

NV200

1.5 dci		1461	63 86	02.10 →	92-01-1041 (2 pcs)	A:215 D:22 E:26	
1.6 16V	HR 16 DE	1598	81 110	02.10 →	92-01-1003 (3 pcs)	A:215 D:22 E:26	With Bearing Hydraulic Con Cuscinetto Idrraulico

PATHFINDER

2.5 dCi 4WD	YD25DDTi	2488	128 174	03.05 →	92-01-1038 (3 pcs)	A:240 D:26 E:24	85-01-149 95-01-111
					98-01-108M 98-01-103 98-01-103MX 91-01-102		Dual-mass flywheel Volano bimassa
2.5 dCi 4WD	YD25DDTi	2488	126 171	10.06 →	92-01-1038 (3 pcs)	A:240 D:26 E:24	85-01-149 95-01-111
					98-01-108M 98-01-103 98-01-103MX 91-01-102		Dual-mass flywheel Volano bimassa

PATHFINDER (R50)

2.7 TD 4WD	TD27ETi	2664	96 131	09.97 → 12.04	92-01-1014 (3 pcs)	A:250 D:26 E:24	
					92-01-1014X		

PATROL (K160)

2.8 (K160)	L28	2753	89 121	07.80 → 08.88	92-01-111 (3 pcs)	A:240 D:25 E:24	85-01-199 95-01-185 95-01-195	01.82→ →12.81 01.82→
2.8 (K160)	L28	2753	88 120	07.80 → 08.88	92-01-111 (3 pcs)	A:240 D:25 E:24	85-01-199 95-01-185 95-01-195	01.82→ →12.81 01.82→
3.2 TD (K160)	SD33T	3246	81 110	07.83 → 08.88	92-01-134 (3 pcs)	A:275 D:25 E:24	85-01-155 85-01-156 95-01-134	→07.84 08.84→
					92-01-134X			
3.3 D (K160)	SD33	3246	70 95	11.79 → 08.88	92-01-111 (3 pcs)	A:240 D:25 E:24	85-01-134 95-01-134 95-01-185	→08.83 08.83→
					92-01-128 (3 pcs)	A:240 D:25 E:24		

A = Disc diameter

D = Disc centring diameter

E = N. of disc teeth

A = Scheibendurchmesser

D = Zentrierdurchmesser Scheibe

E = Zahnzahl Scheibe

A = Diámetro disco

D = Diámetro centrage disco

E = N° dientes disco

A = Diamètre du disque

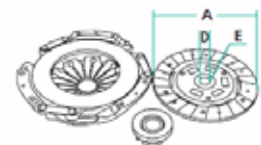
D = Diamètre centrage du disque

E = Nbre de dents du disque

A = Diametro disco

D = Diametro centraggio disco

E = N° denti disco





NISSAN

		CC	KW HP			92 Clutch Kit/ Kit frizione 91 Flywheel/ Volano 98 Clutch Kit + Flywheel	95 Master Cylinder/ Cilindro maestro 85 Slave Cylinder/ Cilindro secondario
--	--	-----------	------------------	--	--	---	--

PATROL (K260)

2.8	L28	2753	88 120	05.86 → 06.90	92-01-111 (3 pcs)	A:240 D:25 E:24	85-01-199 95-01-195
2.8 TD	RD28T	2826	85 116	05.86 → 06.90	92-01-161 (3 pcs) 92-01-162 (3 pcs)	A:240 D:25 E:24 A:240 D:25 E:24	85-01-181 95-01-104 95-01-195
3.2 D	SD33T	3224	81 110	08.88 → 06.90	92-01-162X / 92-01-162XC		95-01-185

PATROL (W160)

2.8 (W160)	L28	2753	88 120	07.80 → 08.88	92-01-111 (3 pcs)	A:240 D:25 E:24	85-01-199 95-01-185 95-01-195	01.82→ →12.81 01.82→	
3.2 TD (W160)	SD33T	3246	81 110	07.83 → 08.88	92-01-134 (3 pcs)	A:275 D:25 E:24	85-01-155 85-01-156 95-01-134	→07.84 08.84→	
3.3 D (W160)	SD33	3246	70 95	11.79 → 08.88	92-01-111 (3 pcs) 92-01-128 (3 pcs)	A:240 D:25 E:24 A:240 D:25 E:24	→08.83 08.83→	85-01-134 95-01-134 95-01-185	07.82→ 07.82→ →06.82

PATROL (W260)

2.8 TD	RD28T	2826	85 116	06.89 → 11.95	92-01-162 (3 pcs)	A:240 D:25 E:24	01.92→	85-01-199 95-01-104
3.2 D		3224	81 110	08.88 → 06.90	92-01-162X / 92-01-162XC			95-01-185
					92-01-128 (3 pcs)	A:240 D:25 E:24		

PATROL GR I (Y60)

2.8 TD (Y60A)	RD28T	2826	85 116	09.88 → 06.97	92-01-1001 (3 pcs) 92-01-1002 (3 pcs) 98-01-100 98-01-101 91-01-100	A:240 D:25 E:24 A:240 D:25 E:24	→01.92 02.92→ 02.92→	85-01-199 95-01-195
4.2 Cat.	TB42E	4169	121 165	11.88 → 06.97	92-01-172 (3 pcs) 92-01-134 (3 pcs) 92-01-134X	A:275 D:25 E:24 A:275 D:25 E:24	Single-mass flywheel Volano monomassa	85-01-187 95-01-199



92 Clutch Kit




91 Flywheel



98 Clutch Kit + Flywheel



95 Master Cylinder



85 Slave Cylinder

NEW CODES - NEUE CODES - NOUVEAUX CODES - NUEVOS CODIGOS - NUOVI CODICI

		CC	KW HP			92 Clutch Kit/ Kit frizione 91 Flywheel/ Volano 98 Clutch Kit + Flywheel	95 Master Cylinder/ Cilindro maestro 85 Slave Cylinder/ Cilindro secondario
--	--	-----------	------------------	--	--	---	--

PATROL GR I (Y60)

4.2 D (Y60GR)	TD42	4169	85 116	11.88 → 06.97	92-01-172 A:275 (3 pcs) D:25 E:24	85-01-187 95-01-199
---------------	------	------	-----------	---------------	--	--------------------------------------

PATROL GR II (Y61)

2.8 TD	RD28Ti	2826	95 129	06.97 → 05.00	92-01-168 A:240 (3 pcs) D:25 E:24 92-01-168X / 92-01-168XC	85-01-153 →12.99 85-01-154 01.00→ 95-01-151
--------	--------	------	-----------	---------------	---	--

3.0 DTi	ZD30DDTi	2953	116 158	05.00 →	92-01-1019 A:275 (3 pcs) D:25 E:24 92-01-1042 A:275 →07.04 (3 pcs) D:25 E:24 92-01-1042X 98-01-105 98-01-105MX 91-01-104 Dual-mass flywheel Volano bimassa	85-01-154 95-01-151
---------	----------	------	------------	---------	--	--------------------------------------

3.0 DTi	ZD30DDTi	2953	118 160	05.00 →	92-01-1019 A:275 (3 pcs) D:25 E:24 92-01-1042 A:275 →07.04 (3 pcs) D:25 E:24 92-01-1042X 98-01-105 98-01-105MX 91-01-104 Dual-mass flywheel Volano bimassa	85-01-154 95-01-151
---------	----------	------	------------	---------	--	--------------------------------------

PICK UP/KING CAB (720)

1.8	L18	1770	59 80	01.83 → 03.86	92-01-100 A:225 (3 pcs) D:25 E:24 92-01-100X	85-01-157 95-01-109
-----	-----	------	----------	---------------	---	--------------------------------------

2.2 4WD	Z22	2188	71 97	04.83 → 03.86	92-01-100 A:225 (3 pcs) D:25 E:24 92-01-100X	85-01-157 95-01-147
---------	-----	------	----------	---------------	---	--------------------------------------

2.2 D	SD22	2164	47 64	01.82 → 01.84	92-01-100 A:225 (3 pcs) D:25 E:24 92-01-100X	85-01-157 95-01-147
-------	------	------	----------	---------------	---	--------------------------------------

2.3 D	SD23	2289	51 69	04.83 → 03.86	92-01-100 A:225 (3 pcs) D:25 E:24 92-01-100X	85-01-157 95-01-147
-------	------	------	----------	---------------	---	--------------------------------------

2.5 D 4WD	SD25	2488	53 72	04.83 → 03.86	92-01-100 A:225 (3 pcs) D:25 E:24 92-01-100X	85-01-115 95-01-199
-----------	------	------	----------	---------------	---	--------------------------------------

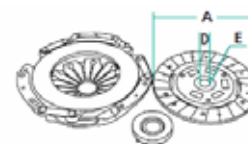
A = Disc diameter
 D = Disc centring diameter
 E = N. of disc teeth

A = Scheibendurchmesser
 D = Zentrierdurchmesser Scheibe
 E = Zähnezahl Scheibe

A = Diámetro disco
 D = Diámetro centrage disco
 E = Nº dientes disco

A = Diamètre du disque
 D = Diamètre centrage du disque
 E = Nbre de dents du disque

A = Diametro disco
 D = Diametro centraggio disco
 E = Nº denti disco





NISSAN

		CC	KW HP			92 Clutch Kit/ Kit frizione 91 Flywheel/ Volano 98 Clutch Kit + Flywheel	95 Master Cylinder/ Cilindro maestro 85 Slave Cylinder/ Cilindro secondario
--	--	-----------	------------------	--	--	---	--

PICK UP/KING CAB (D21)

2.0	Z20	1952	66 90	09.88 → 08.91	92-01-127 (3 pcs)	A:240 D:25 E:24		95-01-186
2.0	Z20	1952	64 87	09.85 → 07.88	92-01-127 (3 pcs)	A:240 D:25 E:24		85-01-195 95-01-186
2.3 D	SD23	2289	51 69	09.85 → 08.88	92-01-100 (3 pcs)	A:225 D:25 E:24		85-01-185 95-01-186
2.4 i 12V 4WD	KA24E	2389	93 124	04.92 → 02.98	92-01-111 (3 pcs)	A:240 D:25 E:24		85-01-158 95-01-186
2.4 i 4WD	Z24i	2389	74 101	03.86 → 04.92	92-01-1026 (3 pcs)	A:240 D:25 E:24		85-01-188 95-01-186
2.5 D	TD25	2494	61 83	03.96 → 02.98	92-01-1028 (3 pcs)	A:240 D:25 E:24		85-01-151 85-01-161 95-01-153
2.5 D	TD25	2494	59 80	09.94 → 08.96	92-01-1028 (3 pcs)	A:240 D:25 E:24		85-01-151 85-01-161 95-01-186
2.5 D	TD25	2494	55 75	09.87 → 02.98	92-01-1005 (3 pcs)	A:225 D:25 E:24	08.89→	85-01-161 85-01-189 95-01-186
					92-01-1004 (3 pcs)	A:225 D:25 E:24		
					92-01-1006 (3 pcs)	A:225 D:25 E:24	08.89→	
2.5 D 4WD	TD25	2494	61 83	03.96 → 02.98	92-01-1029 (3 pcs)	A:225 D:25 E:24		85-01-151 85-01-161 95-01-153
2.5 D 4WD	TD25	2494	59 80	08.87 → 02.98	92-01-101 (3 pcs)	A:225 D:25,4 E:24	08.89→	85-01-161 85-01-189 95-01-186
					92-01-101X			05.92→ →04.92 →12.91
2.5 D 4WD	SD25	2494	55 75	03.86 → 08.91	92-01-100 (3 pcs)	A:225 D:25 E:24		85-01-186 95-01-186
					92-01-100X			
2.5 D 4WD	SD25	2494	53 72	09.85 → 08.88	92-01-100 (3 pcs)	A:225 D:25 E:24		85-01-186 95-01-186
					92-01-100X			
2.7 D 4WD	TD27	2663	58 79	09.87 → 08.91	92-01-148 (3 pcs)	A:240 D:25 E:24		95-01-186
					92-01-148X			
2.7 D 4WD	TD27	2663	73 99	08.87 → 02.98	92-01-148 (3 pcs)	A:240 D:25 E:24		95-01-186
					92-01-148X			



92 Clutch Kit




91 Flywheel



98 Clutch Kit + Flywheel



95 Master Cylinder



85 Slave Cylinder

NEW CODES - NEUE CODES - NOUVEAUX CODES - NUEVOS CODIGOS - NUOVI CODICI

		CC	KW HP			92 Clutch Kit/ Kit frizione 91 Flywheel/ Volano 98 Clutch Kit + Flywheel	95 Master Cylinder/ Cilindro maestro 85 Slave Cylinder/ Cilindro secondario
--	--	-----------	------------------	--	--	---	--

PICK UP/KING CAB (D21)

3.0 i V6 4WD	VG30E	2960	109 148	09.90 → 02.98	92-01-184 (3 pcs) A:250 D:25 E:24	
--------------	-------	------	------------	---------------	--	--

PICK UP/KING CAB/NAVARA (D22)

2.4 i	KA24E	2389	88 120	02.98 →	92-01-1027 (3 pcs) A:240 D:25 E:24	95-01-149
2.4 i 4WD	KA24DE	2389	98 133	03.02 →	92-01-1032 (3 pcs) A:250 D:26 E:24	→04.05 85-01-158 95-01-149
2.4 i 4WD	KA24E	2389	88 120	02.98 →	92-01-1027 (3 pcs) A:240 D:25 E:24	85-01-158 →12.01 95-01-149 →12.01
2.5 D	TD25	2494	61 83	02.98 →	92-01-159 (3 pcs) A:240 D:25 E:24 92-01-159X 92-01-160 (3 pcs) A:250 D:25 E:24 92-01-160X	85-01-151 95-01-149
2.5 D 4WD	TD25	2494	61 83	02.98 →	92-01-181 (3 pcs) A:240 D:25 E:24	85-01-151 95-01-149
2.5 Di	YD25DDTi	2488	98 133	03.02 →	92-01-1037 (3 pcs) A:250 D:25 E:24 92-01-1032 (3 pcs) A:250 D:26 E:24 92-01-1039 (3 pcs) A:240 D:26 E:24	95-01-150
2.5 Di 4WD	YD25DDTi	2488	98 133	03.02 →	92-01-1037 (3 pcs) A:250 D:25 E:24 92-01-1032 (3 pcs) A:250 D:26 E:24 92-01-1039 (3 pcs) A:240 D:26 E:24	95-01-150
2.5 TD 4WD	TD25Ti	2494	76 103	05.98 →	92-01-160 (3 pcs) A:250 D:25 E:24 92-01-160X 92-01-184 (3 pcs) A:250 D:25 E:24	12.01 → 85-01-152 95-01-150 →11.01

PIXO

1.0	K10 B	996	50 68	06.09 →	92-08-843 (3 pcs) A:190 D:19 E:18	
-----	-------	-----	----------	---------	--	--

PRAIRIE (M10, NM10)

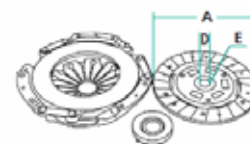
A = Disc diameter
 D = Disc centring diameter
 E = N. of disc teeth

A = Scheibendurchmesser
 D = Zentrierdurchmesser Scheibe
 E = Zähnezahl Scheibe

A = Diámetro disco
 D = Diámetro centrage disco
 E = Nº dientes disco

A = Diamètre du disque
 D = Diamètre centrage du disque
 E = Nbre de dents du disque

A = Diametro disco
 D = Diametro centraggio disco
 E = Nº denti disco





		CC	KW HP			92 Clutch Kit/ Kit frizione 91 Flywheel/ Volano 98 Clutch Kit + Flywheel	95 Master Cylinder/ Cilindro maestro 85 Slave Cylinder/ Cilindro secondario
--	--	-----------	------------------	--	--	---	--

PRAIRIE (M10, NM10)

1.5 S (M10)	E15S	1488	55 75	01.84 → 12.87	92-01-124 (3 pcs)	A:190 D:20 E:18	85-01-191 95-01-191
1.8 SGL (M10)	CA18S	1809	65 88	07.83 → 12.85	92-01-197 (3 pcs)	A:200 D:20,5 E:18	85-01-191 95-01-191
1.8 SGL (M10)	CA18S	1809	66 90	05.85 → 10.87	92-01-142 (3 pcs)	A:215 D:20 E:18	85-01-191 95-01-191
2.0 4x4 (NM10)	CA20S	1974	68 92	06.86 → 09.88	92-01-164 (3 pcs)	A:225 D:25 E:24	85-01-191 95-01-191

PRAIRIE PRO (M11)

2.0 i	CA20E	1974	72 98	10.88 → 04.92	92-01-165 (3 pcs)	A:225 D:25 E:24	85-01-190 95-01-154
2.0 i 4x4	CA20E	1974	72 98	10.88 → 12.92	92-01-167 (3 pcs) 92-01-120 (3 pcs) 92-01-169 (3 pcs)	A:215 D:25 E:24 A:225 D:25 E:24 A:225 D:25 E:24	10.88→ 85-01-190 95-01-154
2.4 i	KA24E	2389	98 133	04.92 → 07.94	92-01-166 (3 pcs)	A:240 D:25 E:24	85-01-190 95-01-155
2.4 i 4x4	KA24E	2389	98 133	04.92 → 07.94	92-01-166 (3 pcs)	A:240 D:25 E:24	85-01-190 95-01-155

PRIMASTAR

2.0	F4R 720	1998	88 120	02.03 →	92-01-1021 (2 pcs)	A:240 D:24 E:21	85-01-150
dCi 100	F9Q 760	1870	74 100	09.02 →	92-01-1022 (2 pcs) 92-01-1049 (2 pcs)	A:240 D:24 E:21 A:240 D:24 E:21	10.03→ 85-01-150 →09.03
dCi 80	F9Q 762	1870	60 82	09.02 →	92-01-1022 (2 pcs) 92-01-1049 (2 pcs)	A:240 D:24 E:21 A:240 D:24 E:21	10.03→ 85-01-150 →09.03

PRIMERA (P10)

1.6	GA16DS	1597	66 90	06.90 → 01.96	92-01-197 (3 pcs)	A:200 D:20,5 E:18	85-01-163
1.6	GA16DS	1597	71 97	06.90 → 06.93	92-01-197 (3 pcs)	A:200 D:20,5 E:18	85-01-163



92 Clutch Kit




91 Flywheel



98 Clutch Kit + Flywheel



95 Master Cylinder



85 Slave Cylinder

		CC	KW HP			92 Clutch Kit/ Kit frizione 91 Flywheel/ Volano 98 Clutch Kit + Flywheel	95 Master Cylinder/ Cilindro maestro 85 Slave Cylinder/ Cilindro secondario
--	--	-----------	------------------	--	--	---	--

PRIMERA (P10)

1.6	GA16DE	1597	75 102	06.93 → 01.96	92-01-197 (3 pcs)	A:200 D:20,5 E:18	85-01-163
2.0	SR20DE	1998	105 143	06.90 → 04.93	92-01-141 (3 pcs)	A:215 D:20 E:18	
2.0	SR20DE	1998	110 150	06.90 → 01.96	92-01-151 (3 pcs)	A:215 D:20 E:18	85-01-163
2.0 16V	SR20DI (SPI)	1998	85 116	06.90 → 01.96	92-01-141 (3 pcs)	A:215 D:20 E:18	05.93 → 85-01-163
2.0 16V 4x4	SR20DI (SPI)	1998	85 115	04.91 → 06.96	92-01-1017 (3 pcs)	A:225 D:20 E:18	85-01-163
2.0 D	CD20	1974	55 75	01.91 → 01.96	92-01-170 (3 pcs)	A:200 D:20 E:18	85-01-163
2.0 i	SR20DE	1998	92 125	01.95 → 06.96	92-01-141 (3 pcs)	A:215 D:20 E:18	

PRIMERA (P11)

1.6 16V	GA16DE	1597	73 99	09.96 → 07.02	92-01-197 (3 pcs)	A:200 D:20,5 E:18	85-01-142 95-01-156
1.6 16V	GA16DE	1597	66 90	09.96 → 07.02	92-01-197 (3 pcs)	A:200 D:20,5 E:18	85-01-142 95-01-156
1.8 16V	QG18DE	1769	84 114	08.99 → 07.02	92-01-1012 (3 pcs)	A:200 D:20 E:18	85-01-142 95-01-156
2.0 16V	SR20De	1998	85 115	09.96 → 07.02	92-01-151 (3 pcs)	A:215 D:20 E:18	85-01-142 95-01-156
2.0 16V	SR20DE	1998	96 131	09.96 → 07.02	92-01-151 (3 pcs)	A:215 D:20 E:18	85-01-142 95-01-156
2.0 16V	SR20DE	1998	103 140	08.99 → 07.02	92-01-1012 (3 pcs)	A:200 D:20 E:18	85-01-142 95-01-156
2.0 16V	SR20DE	1998	110 150	09.96 → 07.02	92-01-151 (3 pcs)	A:215 D:20 E:18	85-01-142 95-01-156
2.0 TD	CD20T	1974	66 90	09.96 → 07.02	92-01-171 (3 pcs)	A:225 D:20 E:18	85-01-164 95-01-156

PRIMERA (P12)

1.6	QG16DE	1597	78 106	07.02 →	92-01-1030 (3 pcs)	A:200 D:20 E:18	85-01-142 95-01-146
1.6	QG16DE	1597	80 109	07.02 →	92-01-1030 (3 pcs)	A:200 D:20 E:18	85-01-142 95-01-146

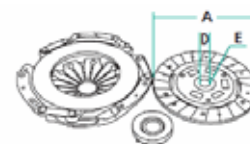
A = Disc diameter
D = Disc centring diameter
E = N. of disc teeth

A = Scheibendurchmesser
D = Zentrierdurchmesser Scheibe
E = Zahnzahl Scheibe

A = Diámetro disco
D = Diámetro centrage disco
E = N° dientes disco

A = Diamètre du disque
D = Diamètre centrage du disque
E = Nbre de dents du disque

A = Diametro disco
D = Diametro centraggio disco
E = N° denti disco





		CC	KW HP			92 Clutch Kit/ Kit frizione 91 Flywheel/ Volano 98 Clutch Kit + Flywheel	95 Master Cylinder/ Cilindro maestro 85 Slave Cylinder/ Cilindro secondario
--	--	-----------	------------------	--	--	---	--

PRIMERA (P12)

1.8	QG18DE	1769	85 115	07.02 →	92-01-179 (3 pcs)	A:215 D:20 E:18	85-01-142 95-01-146
1.9 dCi		1870	88 120	04.03 →			95-01-145
2.0	QR20DE	1998	103 140	07.02 →	92-01-1031 (3 pcs)	A:225 D:25 E:24	85-01-165 95-01-146
2.2 dCi	YD22DDT	2184	102 139	04.03 →	92-01-1045 (3 pcs)	A:240 D:25 E:24	85-01-143 95-01-146
2.2 Di	YD22DDT	2184	93 126	07.02 →	92-01-1033 (3 pcs) 98-01-102 91-01-101	A:240 D:26 E:24 Dual-mass flywheel Volano bimassa	85-01-143 95-01-146

PRIMERA (W10)

1.6 i	GA16DE	1597	75 102	03.94 → 03.98	92-01-173 (3 pcs)	A:215 D:20 E:18	
1.6 i	GA16DS	1597	66 90	07.90 → 03.98	92-01-173 (3 pcs)	A:215 D:20 E:18	
2.0 D	CD20	1974	55 75	07.90 → 12.95	92-01-174 (3 pcs)	A:200 D:20 E:18	
2.0 i	SR20DI (SPI)	1998	85 116	07.90 → 03.98	92-01-151 (3 pcs)	A:215 D:20 E:18	

PRIMERA (WP11)

1.6 16V	GA16DE	1597	73 99	04.98 → 12.01	92-01-197 (3 pcs)	A:200 D:20,5 E:18	
1.6 16V	GA16DE	1597	66 90	04.98 → 12.01	92-01-197 (3 pcs)	A:200 D:20,5 E:18	
1.8 16V	QG18DE	1769	84 114	08.99 → 12.01	92-01-1012 (3 pcs)	A:200 D:20 E:18	85-01-142 95-01-156
2.0 16V	SR20DE	1998	96 131	04.98 → 12.01	92-01-141 (3 pcs)	A:215 D:20 E:18	95-01-156
2.0 TD	CD20T	1974	66 90	04.98 → 12.01	92-01-171 (3 pcs)	A:225 D:20 E:18	85-01-142 95-01-156

PRIMERA (WP12)

1.8	QG18DE	1769	85 115	03.02 →	92-01-179 (3 pcs)	A:215 D:20 E:18	85-01-142 95-01-146
1.9 dCi		1870	85 116	08.02 →			95-01-145
1.9 dCi		1870	88 120	04.03 →			95-01-145



92 Clutch Kit




91 Flywheel



98 Clutch Kit + Flywheel



95 Master Cylinder



85 Slave Cylinder

NISSAN



		CC	KW HP			92 Clutch Kit/ Kit frizione 91 Flywheel/ Volano 98 Clutch Kit + Flywheel	95 Master Cylinder/ Cilindro maestro 85 Slave Cylinder/ Cilindro secondario
--	--	-----------	------------------	--	--	---	--

PRIMERA (WP12)

2.0	QR20DE	1998	103 140	03.02 →	92-01-1031 (3 pcs)	A:225 D:25 E:24	85-01-165 95-01-146
2.2 dCi	YD22DDT	2184	102 139	04.03 →	92-01-1045 (3 pcs)	A:240 D:25 E:24	85-01-143 95-01-146
2.2 Di	YD22DDT	2184	93 126	03.02 →	92-01-1033 (3 pcs) 98-01-102 91-01-101	A:240 D:26 E:24 Dual-mass flywheel Volano bimassa	85-01-143 95-01-146

QASHQAI

1.5 dCi		1461	78 106	02.07 →	92-01-183 (3 pcs) 98-01-106 91-01-105	A:225 D:24 E:21 Dual-mass flywheel Volano bimassa	With Bearing Hydraulic Con Cuscinetto Idraulico
1.6	HR 16 DE	1598	84 114	02.07 →	92-01-1003 (3 pcs) 92-01-1040 (2 pcs)	A:215 D:22 E:26 A:215 D:22 E:26	With Bearing Hydraulic Con Cuscinetto Idraulico
2.0	MR20DE	1997	103 140	02.07 →	92-01-1007 (3 pcs)	A:225 D:24 E:21	With Bearing Hydraulic Con Cuscinetto Idraulico
2.0 4 ruote motrici	MR20DE	1997	103 140	02.07 →	92-01-1025 (3 pcs)	A:225 D:24 E:21	With Bearing Hydraulic Con Cuscinetto Idraulico
2.0 dCi	M1D M9R	1995	110 150	02.07 →	92-01-1044 (3 pcs) 98-01-107 91-01-106	A:250 D:24 E:21 Dual-mass flywheel Volano bimassa	With Bearing Hydraulic Con Cuscinetto Idraulico
2.0 dCi 4 ruote motrici	M1D M9R	1995	110 150	02.07 →	92-01-1044 (3 pcs) 98-01-107 91-01-106	A:250 D:24 E:21 Dual-mass flywheel Volano bimassa	With Bearing Hydraulic Con Cuscinetto Idraulico

SERENA (C23M)

1.6 16V	GA16DE	1597	71 97	02.93 →	92-01-176 (3 pcs)	A:200 D:25 E:24	85-01-194 95-01-157
2.0 16V	SR20DE	1998	93 126	11.92 →	92-01-177 (3 pcs)	A:225 D:25,5 E:24	85-01-194 95-01-157
2.0 D	LD20	1952	49 67	11.92 →	92-01-194 (3 pcs)	A:200 D:25 E:24	85-01-194 95-01-157

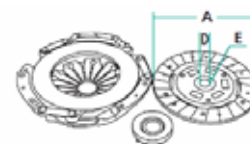
A = Disc diameter
D = Disc centring diameter
E = N. of disc teeth

A = Scheibendurchmesser
D = Zentrierdurchmesser Scheibe
E = Zahnzahl Scheibe

A = Diámetro disco
D = Diámetro centraje disco
E = N° dientes disco

A = Diamètre du disque
D = Diamètre centrage du disque
E = Nbre de dents du disque

A = Diametro disco
D = Diametro centraggio disco
E = N° denti disco





		CC	KW HP			92 Clutch Kit/ Kit frizione 91 Flywheel/ Volano 98 Clutch Kit + Flywheel	95 Master Cylinder/ Cilindro maestro 85 Slave Cylinder/ Cilindro secondario
--	--	-----------	------------------	--	--	---	--

SERENA (C23M)

2.3 D	LD23	2283	55 75	01.95 →	92-01-199 (3 pcs)	A:200 D:26 E:24	85-01-194 95-01-157
-------	------	------	----------	---------	-----------------------------	-----------------------	--------------------------------------

SILVIA (S110)

1.8	L18E	1770	68 92	01.79 → 05.83	92-01-112 (3 pcs)	A:200 D:25 E:24	85-01-107
					92-01-137 (3 pcs)	A:200 D:25,5 E:24	

1.8 i (L18E)			68	02.78 →	92-01-112 (3 pcs)	A:200 D:25 E:24	85-01-102 95-01-109
--------------	--	--	----	---------	-----------------------------	-----------------------	--------------------------------------

SILVIA (S12)

1.8	CA18ET	1809	90 122	07.86 → 04.88	92-01-139 (3 pcs)	A:225 D:25 E:24	
-----	--------	------	-----------	---------------	-----------------------------	-----------------------	--

2.0 GP	FJ20E	1991	107 146	04.84 → 09.88	92-01-100 (3 pcs)	A:225 D:25 E:24	85-01-107
					92-01-100X		

SILVIA (VS12)

3.0 i (VG30E)				07.86 →	92-01-147 (3 pcs)	A:240 D:25 E:24	
---------------	--	--	--	---------	-----------------------------	-----------------------	--

STANZA (T11)

1.6	CA16S	1598	60 82	08.81 → 12.85	92-01-197 (3 pcs)	A:200 D:20,5 E:18	
-----	-------	------	----------	---------------	-----------------------------	-------------------------	--

1.8 SGL	CA18S	1809	66 90	03.83 → 12.85	92-01-197 (3 pcs)	A:200 D:20,5 E:18	
---------	-------	------	----------	---------------	-----------------------------	-------------------------	--

SUNNY (140Y, 150Y)

1.4 (HBL310)	A14	1397	48 65	01.70 → 02.82	92-01-106 (3 pcs)	A:180 D:20 E:18	85-01-103 02.78→ 95-01-105 02.78→
--------------	-----	------	----------	---------------	-----------------------------	-----------------------	--

1.4 (HBL310)	A14	1397	49 67	06.79 → 02.82	92-01-106 (3 pcs)	A:180 D:20 E:18	85-01-103 95-01-105
--------------	-----	------	----------	---------------	-----------------------------	-----------------------	--------------------------------------

1.4 (HBL310)	A14	1397	48 65	06.79 → 02.82	92-01-106 (3 pcs)	A:180 D:20 E:18	85-01-103 95-01-105
--------------	-----	------	----------	---------------	-----------------------------	-----------------------	--------------------------------------

1.5 (HBL310)	A15	1488	51 69	06.79 → 02.82	92-01-106 (3 pcs)	A:180 D:20 E:18	85-01-103 95-01-105
--------------	-----	------	----------	---------------	-----------------------------	-----------------------	--------------------------------------

1.5 (HBL310)	A15	1488	51 69	06.79 → 02.82	92-01-106 (3 pcs)	A:180 D:20 E:18	85-01-103 95-01-105
--------------	-----	------	----------	---------------	-----------------------------	-----------------------	--------------------------------------

SUNNY (Y10)

1.6 i 16V	GA16DE	1597	66 90	10.92 → 03.00	92-01-124 (3 pcs)	A:190 D:20 E:18	
-----------	--------	------	----------	---------------	-----------------------------	-----------------------	--



92 Clutch Kit




91 Flywheel



98 Clutch Kit + Flywheel



95 Master Cylinder



85 Slave Cylinder

		CC	KW HP			92 Clutch Kit/ Kit frizione 91 Flywheel/ Volano 98 Clutch Kit + Flywheel	95 Master Cylinder/ Cilindro maestro 85 Slave Cylinder/ Cilindro secondario
--	--	-----------	------------------	--	--	---	--

SUNNY (Y10)

1.7 D	CD17	1681	40 54	11.90 → 03.00	92-01-124 (3 pcs)	A:190 D:20 E:18	85-01-141
-------	------	------	----------	---------------	-----------------------------	-----------------------	------------------

SUNNY I (B11)

1.2 (A12) B110-B210				01.70 →	92-01-105 (3 pcs)	A:180 D:20 E:18	85-01-103 95-01-101	01.73→ 01.73→
1.2 (A12) B310				02.78 →	92-01-105 (3 pcs)	A:180 D:20 E:18	85-01-103 95-01-105	
1.3	E13	1269	44 60	03.82 → 09.87	92-01-104 (3 pcs)	A:180 D:20 E:18		
1.5	E15S	1488	55 75	03.82 → 10.86	92-01-119 (3 pcs)	A:180 D:20 E:18		
1.6	E16	1597	51 69	05.84 → 02.86	92-01-119 (3 pcs)	A:180 D:20 E:18		
1.6 SLX 4x4	E16S	1597	62 84	07.86 → 10.88	92-01-124 (3 pcs)	A:190 D:20 E:18		
1.7 D	CD17	1681	40 54	03.82 → 10.86	92-01-104 (3 pcs)	A:180 D:20 E:18	85-01-190	

SUNNY II (B12)

1.5	E15S	1487	52 71	06.86 → 10.88	92-01-124 (3 pcs)	A:190 D:20 E:18	85-01-190	
1.6	E16S	1597	62 84	06.86 → 10.88	92-01-124 (3 pcs)	A:190 D:20 E:18	85-01-190	
1.6 GTI 16V	CA16D	1598	81 110	05.87 → 05.89	92-01-130 (3 pcs)	A:200 D:20 E:18	85-01-190	
1.6 i	E16i	1597	54 73	06.86 → 05.89	92-01-124 (3 pcs)	A:190 D:20 E:18	85-01-190	
1.6 i 12V	GA16i	1597	66 90	10.88 → 06.91	92-01-124 (3 pcs)	A:190 D:20 E:18	85-01-190	
1.6 i 12V	GA16i	1597	66 90	10.88 → 06.91	92-01-124 (3 pcs)	A:190 D:20 E:18	85-01-190	
1.6 i 12V 4x4	GA16i	1597	66 90	10.88 → 08.90	92-01-197 (3 pcs)	A:200 D:20,5 E:18	85-01-190	
1.6 i 4x4 (A)	E16i	1598	54 73	06.86 → 05.89	92-01-197 (3 pcs)	A:200 D:20,5 E:18	85-01-190	
1.7 D	CD17	1681	40 54	01.86 → 06.91	92-01-125 (3 pcs)	A:190 D:20 E:18	85-01-190	

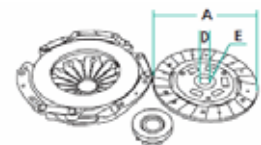
A = Disc diameter
D = Disc centring diameter
E = N. of disc teeth

A = Scheibendurchmesser
D = Zentrierdurchmesser Scheibe
E = Zahnzahl Scheibe

A = Diámetro disco
D = Diámetro centrage disco
E = Nº dientes disco

A = Diamètre du disque
D = Diamètre centrage du disque
E = Nbre de dents du disque

A = Diametro disco
D = Diametro centraggio disco
E = Nº denti disco





		CC	KW HP			92 Clutch Kit/ Kit frizione 91 Flywheel/ Volano 98 Clutch Kit + Flywheel	95 Master Cylinder/ Cilindro maestro 85 Slave Cylinder/ Cilindro secondario
--	--	-----------	------------------	--	--	---	--

SUNNY II (B12)

1.8 GTI 16V	CA18D	1809	92 125	01.89 → 06.91	92-01-131 (3 pcs)	A:215 D:25 E:24	85-01-190
-------------	-------	------	-----------	---------------	-----------------------------	-----------------------	------------------

SUNNY II (N13)

1.0	E10S	988	37 50	07.86 → 09.90	92-01-109 (3 pcs)	A:160 D:20 E:18	85-01-190
1.3	E13S	1269	44 60	07.86 → 10.91	92-01-104 (3 pcs)	A:180 D:20 E:18	85-01-190
1.4 LX	GA14S	1392	55 75	10.88 → 08.91	92-01-119 (3 pcs)	A:180 D:20 E:18	85-01-190
1.5	E15S	1487	52 71	06.86 → 10.88	92-01-124 (3 pcs)	A:190 D:20 E:18	85-01-190
1.6	E16S	1597	62 84	06.86 → 10.88	92-01-124 (3 pcs)	A:190 D:20 E:18	85-01-190
1.6	GA16DE	1597	88 120	02.87 → 10.88	92-01-130 (3 pcs)	A:200 D:20 E:18	
1.6 4x4	GA16S	1597	66 90	07.86 → 10.88	92-01-124 (3 pcs)	A:190 D:20 E:18	
1.6 GTI 16V	CA16D	1598	81 110	02.87 → 10.88	92-01-130 (3 pcs)	A:200 D:20 E:18	85-01-190
1.6 i	E16i	1597	54 73	06.86 → 10.90	92-01-124 (3 pcs)	A:190 D:20 E:18	85-01-190
1.6 i 12V	GA16i	1597	66 90	10.88 → 06.91	92-01-124 (3 pcs)	A:190 D:20 E:18	85-01-190
1.6 i 4x4 (A)	E16i	1597	54 73	06.86 → 10.90	92-01-197 (3 pcs)	A:200 D:20,5 E:18	85-01-190
1.7 D	CD17	1681	40 54	06.86 → 05.89	92-01-125 (3 pcs)	A:190 D:20 E:18	85-01-190

SUNNY III (N14)

1.4	GA14DS	1392	60 82	10.90 → 06.95	92-01-104 (3 pcs)	A:180 D:20 E:18	
1.4 i	GA14DE GA14DS	1392	55 75	10.90 → 05.95	92-01-119 (3 pcs)	A:180 D:20 E:18	85-01-166 95-01-158
1.4 i 16V	GA14DE	1392	64 87	10.90 → 05.95	92-01-119 (3 pcs)	A:180 D:20 E:18	10.92→ 85-01-166 95-01-158
1.6 i	GA16DE GA16DS GA16DEL	1597	66 90	10.90 → 05.95	92-01-178 (3 pcs)	A:190 D:20 E:18	85-01-166 95-01-158



92 Clutch Kit




91 Flywheel



98 Clutch Kit + Flywheel



95 Master Cylinder



85 Slave Cylinder

		CC	KW HP			92 Clutch Kit/ Kit frizione 91 Flywheel/ Volano 98 Clutch Kit + Flywheel	95 Master Cylinder/ Cilindro maestro 85 Slave Cylinder/ Cilindro secondario
--	--	-----------	------------------	--	--	---	--

SUNNY III (N14)

1.6 i 16V	GA16DE	1597	75 102	10.92 → 05.95	92-01-178 (3 pcs)	A:190 D:20 E:18	85-01-166 95-01-158
1.6 i 16V 4x4	GA16DE	1597	75 102	10.92 → 05.95	92-01-142 (3 pcs)	A:215 D:20 E:18	85-01-166 95-01-158
2.0 D	CD20	1974	55 75	10.90 → 05.95	92-01-174 (3 pcs)	A:200 D:20 E:18	85-01-166 95-01-158
2.0 GTI 16V	SR20DE	1998	105 143	10.90 → 05.95	92-01-151 (3 pcs)	A:215 D:20 E:18	85-01-166 95-01-158
2.0 GTI-R 4x4	SR20DET	1998	162 220	10.90 → 05.95	92-01-151 (3 pcs)	A:215 D:20 E:18	85-01-166 95-01-158

SUNNY III (Y10)

1.6 16V 4x4	GA16DS	1597	66 90	11.90 → 05.95	92-01-197 (3 pcs)	A:200 D:20,5 E:18	85-01-166 95-01-158
1.6 i	GA16DE GA16DS	1597	66 90	06.91 → 03.00	92-01-124 (3 pcs)	A:190 D:20 E:18	85-01-166 95-01-158
2.0 D	CD20	1974	55 75	06.91 → 03.00	92-01-174 (3 pcs)	A:200 D:20 E:18	85-01-166 95-01-158

TERRANO I (WD21)

2.4 i 4WD	Z24i	2389	76 103	10.87 → 02.93	92-01-127 (3 pcs)	A:240 D:25 E:24	85-01-188 95-01-195
2.7 TD 4WD	TD27T	2664	73 99	02.89 → 02.96	92-01-148 (3 pcs)	A:240 D:25 E:24	85-01-161 01.93→ 85-01-189 →12.92 95-01-186
3.0 i 4WD	VG30E	2960	109 148	01.90 → 12.95	92-01-184 (3 pcs)	A:250 D:25 E:24	95-01-195

TERRANO II (R20)

2.4 4WD	KA24E	2389	85 116	05.96 → 01.02	92-01-1008 (3 pcs)	A:240 D:25 E:24	95-01-183
2.4 4WD	KA24E	2389	87 118	05.96 →	92-01-1008 (3 pcs)	A:240 D:25 E:24	85-01-167 95-01-183
2.4 i 12V 4WD	KA24E	2389	91 124	02.93 → 06.96	92-01-1008 (3 pcs)	A:240 D:25 E:24	85-01-158 →11.94 85-01-167 12.94→ 95-01-183
2.7 TD 4WD	TD27T	2664	74 101	02.93 → 01.02	92-01-180 (3 pcs)	A:240 D:25 E:24	95-01-183

92-01-180X

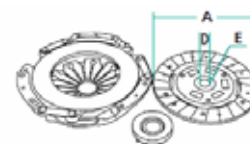
A = Disc diameter
D = Disc centring diameter
E = N. of disc teeth

A = Scheibendurchmesser
D = Zentrierdurchmesser Scheibe
E = Zahnzahl Scheibe

A = Diámetro disco
D = Diámetro centrage disco
E = N° dientes disco

A = Diamètre du disque
D = Diamètre centrage du disque
E = Nbre de dents du disque

A = Diametro disco
D = Diametro centraggio disco
E = N° denti disco





		CC	KW HP			92 Clutch Kit/ Kit frizione 91 Flywheel/ Volano 98 Clutch Kit + Flywheel	95 Master Cylinder/ Cilindro maestro 85 Slave Cylinder/ Cilindro secondario
--	--	-----------	------------------	--	--	---	--

TERRANO II (R20)

2.7 TDi 4WD	TD27T1	2664	92 125	05.96 →	92-01-1014 A:250 (3 pcs) D:26 E:24 92-01-1014X	85-01-189 95-01-163 01.00→ 95-01-183 →12.99
3.0 Di 4WD	ZD30	2953	113 154	05.02 →	92-01-1036 A:260 (3 pcs) D:25 E:24	85-01-193 95-01-163

TIIDA (C11X)

1.5 dCi	K9K 728	1461	78 106	09.07 →	92-01-183 A:225 (3 pcs) D:24 E:21 With Bearing Hydraulic Con Cuscinetto Idraulico	
1.6	HR 16 DE	1598	81 110	09.07 →	92-01-1040 A:215 (2 pcs) D:22 E:26	
1.8	MR18DE	1798	93 126	09.07 →	92-01-1040 A:215 (2 pcs) D:22 E:26	

TIIDA (SC11X)

1.5 dCi		1461	78 106	09.07 →	92-01-183 A:225 (3 pcs) D:24 E:21 With Bearing Hydraulic Con Cuscinetto Idraulico	
1.6	HR 16 DE	1598	81 110	09.07 →	92-01-1040 A:215 (2 pcs) D:22 E:26	
1.8	MR18DE	1798	93 126	09.07 →	92-01-1040 A:215 (2 pcs) D:22 E:26	

TRADE

2.0 D	LD20	1952	44 60	11.86 → 03.93	92-01-194 A:200 (3 pcs) D:25 E:24 92-01-137 A:200 (3 pcs) D:25,5 E:24	Spain	85-01-198 95-01-195
2.8 D	A428II	2820	59 80	12.86 → 06.94	92-01-195 A:240 (3 pcs) D:28 E:10	Spain	85-01-134 95-01-195
3.0 TD (R20) A4.30				01.87 →	92-01-193 A:240 (3 pcs) D:28,7 E:10		
2.0	H20	1982	55 75	07.81 → 11.82	92-01-100 A:225 (3 pcs) D:25 E:24 92-01-100X		85-01-120 95-01-120
2.0 (E23B)	Z20	1952	64 87	12.82 → 11.88	92-01-127 A:240 (3 pcs) D:25 E:24 92-01-100 A:225 (3 pcs) D:25 E:24 92-01-100X	02.85→ →02.85	85-01-115 95-01-120



92 Clutch Kit




91 Flywheel



98 Clutch Kit + Flywheel



95 Master Cylinder



85 Slave Cylinder

		CC	KW HP			92 Clutch Kit/ Kit frizione 91 Flywheel/ Volano 98 Clutch Kit + Flywheel	95 Master Cylinder/ Cilindro maestro 85 Slave Cylinder/ Cilindro secondario
--	--	-----------	------------------	--	--	---	--

URVAN (E23)

2.2 D		2149	47 64	07.81 → 11.82	92-01-100 A:225 (3 pcs) D:25 E:24 92-01-100X	85-01-115 95-01-120
2.3 D	SD23	2289	50 68	11.82 → 05.87	92-01-100 A:225 (3 pcs) D:25 E:24 92-01-100X	85-01-115 95-01-120
2.3 D (E23B)	SD23	2289	51 69	04.85 → 11.88	92-01-132 A:240 (3 pcs) D:25 E:24	85-01-115 95-01-120
2.4 i	Z24i	2389	74 101	05.89 → 09.93	92-01-1009 A:240 (3 pcs) D:25 E:24	85-01-115 95-01-185

URVAN (E24)

2.0	Z20	1952	64 87	05.87 → 05.97	92-01-127 A:240 (3 pcs) D:25 E:24	85-01-115 95-01-185
2.3 D	TD23	2289	51 69	01.88 → 05.97	92-01-148 A:240 (3 pcs) D:25 E:24 92-01-148X	85-01-193 →01.88 95-01-185
2.5 D	TD25	2494	59 80	05.89 → 10.96	92-01-181 A:240 (3 pcs) D:25 E:24	85-01-184 95-01-185
2.5 D	TD25	2494	59 80	12.88 → 05.97	92-01-181 A:240 (3 pcs) D:25 E:24	85-01-184 95-01-185
2.7 TD		2664	58 79	10.94 → 04.97	92-01-181 A:240 (3 pcs) D:25 E:24	95-01-185

VANETTE (C22)

1.5	A15S	1488	51 69	10.86 → 12.95	92-01-106 A:180 (3 pcs) D:20 E:18	85-01-183 95-01-195 03.87→
2.0	Z20S	1952	66 90	07.87 → 08.94	92-01-104 A:180 (3 pcs) D:20 E:18	
2.0 D (ULC22)	LD20	1952	49 67	10.86 → 12.95	92-01-137 A:200 (3 pcs) D:25,5 E:24 92-01-192 A:200 (3 pcs) D:25,5 E:24 92-01-100 A:225 (3 pcs) D:25 E:24 92-01-100X	85-01-198 95-01-195 Spain

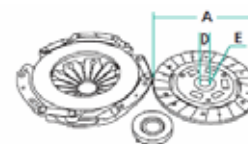
A = Disc diameter
 D = Disc centring diameter
 E = N. of disc teeth

A = Scheibendurchmesser
 D = Zentrierdurchmesser Scheibe
 E = Zähnezahl Scheibe

A = Diámetro disco
 D = Diámetro centrage disco
 E = Nº dientes disco

A = Diamètre du disque
 D = Diamètre centrage du disque
 E = Nbre de dents du disque

A = Diámetro disco
 D = Diámetro centraggio disco
 E = Nº denti disco





		CC	KW HP			92 Clutch Kit/ Kit frizione 91 Flywheel/ Volano 98 Clutch Kit + Flywheel	95 Master Cylinder/ Cilindro maestro 85 Slave Cylinder/ Cilindro secondario
--	--	-----------	------------------	--	--	---	--

VANETTE (C22)

2.0 D (ULC22)	LD20	1952	47 64	10.86 → 12.95	92-01-137 (3 pcs) 92-01-192 (3 pcs) 92-01-100 (3 pcs) 92-01-100X	A:200 D:25,5 E:24 A:200 D:25,5 E:24 A:225 D:25 E:24	Spain	85-01-198 95-01-195
2.4 i (SLC22)	Z24i	2389	74 101	10.86 → 12.95	92-01-108 (3 pcs)	A:225 D:25 E:24		85-01-198 95-01-195
2.4 i (SLC22)	Z24i	2389	77 105	10.86 → 12.95	92-01-108 (3 pcs)	A:225 D:25 E:24		85-01-198 95-01-195

VANETTE (KC120)

1.5	A15	1488	51 69	01.83 → 12.87	92-01-106 (3 pcs)	A:180 D:20 E:18		85-01-103 95-01-117
2.0 D (LD20)			49	01.81 → 12.87	92-01-112 (3 pcs)	A:200 D:25 E:24		

VANETTE CARGO (HC 23)

2.0 D	LD20	1952	49 67	01.96 →	92-01-199 (3 pcs)	A:200 D:26 E:24		95-01-120
2.3 D	LD23	2283	55 75	01.96 →	92-01-199 (3 pcs)	A:200 D:26 E:24		85-01-198 01.98→ 95-01-184 01.98→

X-TRAIL (T30)

2.0	QR20DE	1998	103 140	07.01 →	92-01-1013 (3 pcs)	A:240 D:25,5 E:24		85-01-143 →12.02 85-01-165 01.03→ 95-01-146
2.0 4x4	QR20DE	1998	103 140	07.01 →	92-01-1013 (3 pcs)	A:240 D:25,5 E:24		85-01-143 →12.02 85-01-165 01.03→ 95-01-146
2.0 4x4	QR20DE	1998	110 150	09.01 →	92-01-1013 (3 pcs)	A:240 D:25,5 E:24		85-01-165
2.2 DCi	YD22DDTi	2184	84 114	10.04 →	92-01-1045 (3 pcs) 98-01-104 91-01-103	A:240 D:25 E:24	Dual-mass flywheel Volano bimassa	85-01-143 95-01-146
2.2 dCi	YD22DDTi	2184	100 136	12.03 →	92-01-1045 (3 pcs) 98-01-104 91-01-103	A:240 D:25 E:24	Dual-mass flywheel Volano bimassa	85-01-143 95-01-146



92 Clutch Kit



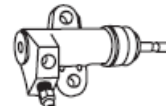
91 Flywheel



98 Clutch Kit + Flywheel



95 Master Cylinder



85 Slave Cylinder

		CC	KW HP			92 Clutch Kit/ Kit frizione 91 Flywheel/ Volano 98 Clutch Kit + Flywheel	95 Master Cylinder/ Cilindro maestro 85 Slave Cylinder/ Cilindro secondario
--	--	-----------	------------------	--	--	---	--

X-TRAIL (T30)

2.2 dCi 4x4	YD22DDTi	2184	100 136	12.03 →	92-01-1045 (3 pcs) 98-01-104 91-01-103	A:240 D:25 E:24 Dual-mass flywheel Volano bimassa	85-01-143 95-01-146
2.2 Di 4x4	YD22ETi	2184	84 114	07.01 →	92-01-1033 (3 pcs) 98-01-102 91-01-101	A:240 D:26 E:24 Dual-mass flywheel Volano bimassa	85-01-143 →12.02 95-01-146
2.5 4x4	QR25DE	2488	121 165	01.03 →	92-01-1013 (3 pcs)	A:240 D:25,5 E:24	85-01-165 95-01-146
2.5 4x4	QR25DE	2488	132 179	11.02 →	92-01-1013 (3 pcs)	A:240 D:25,5 E:24	

X-TRAIL (T31)

2.0	MR20DE	1997	104 141	06.07 →	92-01-1025 (3 pcs) 92-01-1007 (3 pcs)	A:225 D:24 E:21 With Bearing Hydraulic Con Cuscinetto Idrraulico Select. All-wheel Drive Traz. integrale Inseribile With Bearing Hydraulic Con Cuscinetto Idrraulico	
2.0 dCi	M9R	1995	110 150	06.07 →	92-01-1044 (3 pcs) 98-01-107	A:250 D:24 E:21 With Bearing Hydraulic Con Cuscinetto Idrraulico	85-01-106
2.5	QR25DE	2488	124 161	06.07 →	92-01-1043 (3 pcs)	A:240 D:24 E:21 With Bearing Hydraulic Con Cuscinetto Idrraulico	

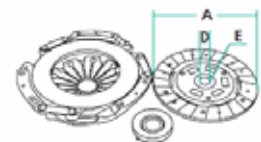
A = Disc diameter
 D = Disc centring diameter
 E = N. of disc teeth

A = Scheibendurchmesser
 D = Zentrierdurchmesser Scheibe
 E = Zähnezahl Scheibe

A = Diámetro disco
 D = Diámetro centrage disco
 E = Nº dientes disco

A = Diamètre du disque
 D = Diamètre centrage du disque
 E = Nbre de dents du disque

A = Diametro disco
 D = Diametro centraggio disco
 E = Nº denti disco





NISSAN Comm.

		CC	KW HP			92 Clutch Kit/ Kit frizione 91 Flywheel/ Volano 98 Clutch Kit + Flywheel	95 Master Cylinder/ Cilindro maestro 85 Slave Cylinder/ Cilindro secondario
--	--	-----------	------------------	--	--	---	--

ATLEON

120.35		2953	88 120	09.00 →	92-01-1034 (3 pcs)	A:240 D:29 E:10	
120.56		2953	88 120	09.00 →	92-01-1034 (3 pcs)	A:240 D:29 E:10	

CABSTAR E

110.35		2953	78 106	10.98 → 10.06	92-01-1034 (3 pcs)	A:240 D:29 E:10	
110.45		2953	78 106	10.98 → 10.06	92-01-1034 (3 pcs)	A:240 D:29 E:10	
120.35		2953	88 120	10.98 → 10.06	92-01-1034 (3 pcs)	A:240 D:29 E:10	
120.45		2953	88 120	10.98 → 10.06	92-01-1034 (3 pcs)	A:240 D:29 E:10	



92 Clutch Kit




91 Flywheel



98 Clutch Kit + Flywheel



95 Master Cylinder



85 Slave Cylinder

NEW CODES - NEUE CODES - NOUVEAUX CODES - NUEVOS CODIGOS - NUOVI CODICI

		CC	KW HP			92 Clutch Kit/ Kit frizione 91 Flywheel/ Volano 98 Clutch Kit + Flywheel	95 Master Cylinder/ Cilindro maestro 85 Slave Cylinder/ Cilindro secondario
--	--	-----------	------------------	--	--	---	--

AGILA (H00)

1.0		998	44 60	08.03 →	92-08-827 (3 pcs)	A:190 D:19 E:18	
-----	--	-----	----------	---------	-----------------------------	-----------------------	--

ANTARA

2.0 CDTI		1991	110 150	05.06 →	92-0W-W25 (3 pcs) 98-0C-C00	A:240 D:26 E:23	With Bearing Hydraulic Con Cuscinetto Idraulico
----------	--	------	------------	---------	---	-----------------------	--

CAMPO (TF_)

2.5 D (TFR54)	4 JA1	2499	56 76	08.91 → 06.94	92-09-904 (3 pcs)	A:215 D:25 E:24	85-09-998 95-09-997
2.5 D 4x4 (TFS54)	4 JA1	2499	56 76	08.91 → 06.94	92-09-909 (3 pcs) 92-09-907 (3 pcs)	A:225 D:25 E:24 A:215 D:25 E:24	85-09-998 95-09-997
2.5 TD (TFR54)	4 JA1T	2499	56 76	07.94 →	92-09-909 (3 pcs) 92-09-907 (3 pcs)	A:225 D:25 E:24 A:215 D:25 E:24	85-09-998 95-09-997

CORSA A (93_, 94_, 98_)

1.5 D		1488	37 50	09.87 → 03.93	92-09-908 (3 pcs)	A:185 D:25 E:14	08.88→
1.5 TD		1488	49 67	03.88 → 03.93	92-09-908 (3 pcs)	A:185 D:25 E:14	

CORSA A TR (91_, 92_, 96_, 97_)

1.5 D		1488	37 50	10.87 → 11.92	92-09-908 (3 pcs)	A:185 D:25 E:14	08.88→
1.5 TD		1488	49 67	10.87 → 03.93	92-09-908 (3 pcs)	A:185 D:25 E:14	

KADETT E (33_, 34_, 43_)

1.5 TD	15 DT (T4EC1)	1488	53 72	07.88 → 08.91	92-09-908 (3 pcs)	A:185 D:25 E:14	
--------	------------------	------	----------	---------------	-----------------------------	-----------------------	--

KADETT E (39_, 49_)

1.5 TD	15 DT (T4EC1)	1488	53 72	07.88 → 08.91	92-09-908 (3 pcs)	A:185 D:25 E:14	
--------	------------------	------	----------	---------------	-----------------------------	-----------------------	--

MONTEREY A (UBS_)

3.1 TD (UBS69_)	4 JG2TC	3059	84 114	09.91 → 07.98	92-09-920 (3 pcs)	A:250 D:25 E:24	85-09-996
-----------------	---------	------	-----------	---------------	-----------------------------	-----------------------	------------------

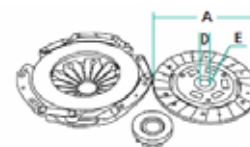
A = Disc diameter
D = Disc centring diameter
E = N. of disc teeth

A = Scheibendurchmesser
D = Zentrierdurchmesser Scheibe
E = Zähnezahl Scheibe

A = Diámetro disco
D = Diámetro centraje disco
E = Nº dientes disco

A = Diamètre du disque
D = Diamètre centrage du disque
E = Nbre de dents du disque

A = Diametro disco
D = Diametro centraggio disco
E = Nº denti disco





		CC	KW HP			92 Clutch Kit/ Kit frizione 91 Flywheel/ Volano 98 Clutch Kit + Flywheel	95 Master Cylinder/ Cilindro maestro 85 Slave Cylinder/ Cilindro secondario
--	--	-----------	------------------	--	--	---	--

MONTEREY A (UBS_)

3.2 (UBS25_)	6VD1	3165	130 177	06.92 → 07.98	92-09-921 (3 pcs)	A:260 D:25 E:24	85-09-995 95-09-997
--------------	------	------	------------	---------------	-----------------------------	-----------------------	--------------------------------------

MOVANO (J9)

1.9 DTI		1870	59 80	09.00 → 10.01	92-01-1049 (2 pcs)	A:240 D:24 E:21	
					92-01-1022 (2 pcs)	A:240 D:24 E:21	

2.2 DTI		2188	66 90	09.00 →	92-01-1023 (2 pcs)	A:240 D:24 E:21	85-01-150
---------	--	------	----------	---------	------------------------------	-----------------------	------------------

VIVARO

1.9 DTI		1870	74 101	08.01 →	92-01-1049 (2 pcs)	A:240 D:24 E:21	85-01-150
					92-01-1022 (2 pcs)	A:240 D:24 E:21	



92 Clutch Kit




91 Flywheel



98 Clutch Kit + Flywheel



95 Master Cylinder



85 Slave Cylinder

PEUGEOT



		CC	KW HP			92 Clutch Kit/ Kit frizione 91 Flywheel/ Volano 98 Clutch Kit + Flywheel	95 Master Cylinder/ Cilindro maestro 85 Slave Cylinder/ Cilindro secondario
--	--	-----------	------------------	--	--	---	--

107

1.0	1KR (384 F)	998	50 68	06.05 →	92-02-2091 A:190 (3 pcs) D:22 E:19 92-02-2108 A:200 (3 pcs) D:22 Semi-automatic Gearbox E:19 Cambio Robotizzato	
1.4 HDi	8HT (DV4TD)	1398	40 54	06.05 →	92-02-2096 A:200 (3 pcs) D:22 E:19	

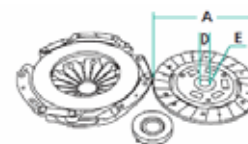
A = Disc diameter
 D = Disc centring diameter
 E = N. of disc teeth

A = Scheibendurchmesser
 D = Zentrierdurchmesser Scheibe
 E = Zähnezahl Scheibe

A = Diámetro disco
 D = Diámetro centrage disco
 E = N° dientes disco

A = Diamètre du disque
 D = Diamètre centrage du disque
 E = Nbre de dents du disque

A = Diametro disco
 D = Diametro centraggio disco
 E = N° denti disco





		CC	KW HP			92 Clutch Kit/ Kit frizione 91 Flywheel/ Volano 98 Clutch Kit + Flywheel	95 Master Cylinder/ Cilindro maestro 85 Slave Cylinder/ Cilindro secondario
--	--	-----------	------------------	--	--	---	--

PORTER

1.0	CB42	993	35 48	07.94 →	92-06-699 (3 pcs) 92-06-698 (3 pcs)	A:180 D:22 E:20 A:180 D:20 E:18	
1.0	CB41	993	33 45	02.93 → 06.94	92-06-698 (3 pcs) 92-06-699 (3 pcs)	A:180 D:20 E:18 A:180 D:22 E:20	
1.2 D		1221	26 35	05.95 →	92-06-645 (3 pcs)		
1.3 i 16V		1295	48 65	05.98 →	92-06-620 (3 pcs)	A:190 D:22 E:20	
1.3 i 16V 4x4		1295	48 65	05.98 →	92-06-620 (3 pcs)	A:190 D:22 E:20	
1.4 D		1371	28 38	04.98 →	92-06-645 (3 pcs)		



92 Clutch Kit




91 Flywheel



98 Clutch Kit + Flywheel



95 Master Cylinder



85 Slave Cylinder

PROTON



		CC	KW HP			92 Clutch Kit/ Kit frizione 91 Flywheel/ Volano 98 Clutch Kit + Flywheel	95 Master Cylinder/ Cilindro maestro 85 Slave Cylinder/ Cilindro secondario
--	--	-----------	------------------	--	--	---	--

PERSONA 300

313i	Mitsubishi G13B	1299	55 75	03.96 →	92-05-560 (3 pcs)	A:185 D:22 E:20	
315 GLi/GLSi		1468	66 90	03.96 →	92-05-561 (3 pcs)	A:200 D:22 E:20	
315 GLSi	Mitsubishi G15B	1468	64 87	09.96 →	92-05-561 (3 pcs)	A:200 D:22 E:20	
316	4G92	1597	70 95	03.96 →	92-05-562 (3 pcs)	A:200 D:22 E:20	
316 GLXi	4G92	1597	83 113	03.96 →	92-05-562 (3 pcs)	A:200 D:22 E:20	

PERSONA 400

413 GLSi	4G13	1299	55 75	01.94 →	92-05-560 (3 pcs)	A:185 D:22 E:20	
415 GLi/GLSi	4G15	1468	66 90	01.94 →	92-05-561 (3 pcs)	A:200 D:22 E:20	
416 GLXi	4G92	1597	83 113	01.94 →	92-05-562 (3 pcs)	A:200 D:22 E:20	
416 i	4G92	1597	70 95	12.95 →	92-05-562 (3 pcs)	A:200 D:22 E:20	
418 GLXi	4 G 93	1834	85 115	05.96 →	92-05-563 (3 pcs)	A:215 D:22 E:20	
420 D	4 D 68 T	1998	60 82	09.96 →	92-05-564 (3 pcs)	A:200 D:22 E:20	
420 GLS D	4 D 68	1998	48 65	05.96 →	92-05-564 (3 pcs)	A:200 D:22 E:20	

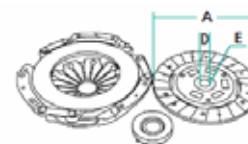
A = Disc diameter
D = Disc centring diameter
E = N. of disc teeth

A = Scheibendurchmesser
D = Zentrierdurchmesser Scheibe
E = Zahnzahl Scheibe

A = Diámetro disco
D = Diámetro centrage disco
E = Nº dientes disco

A = Diamètre du disque
D = Diamètre centrage du disque
E = Nbre de dents du disque

A = Diametro disco
D = Diametro centraggio disco
E = Nº denti disco





RENAULT

		CC	KW HP			92 Clutch Kit/ Kit frizione 91 Flywheel/ Volano 98 Clutch Kit + Flywheel	95 Master Cylinder/ Cilindro maestro 85 Slave Cylinder/ Cilindro secondario
---	---	-----------	------------------	---	---	---	--

MASTER II (JD/ND)

1.9 dTi		1870	59 80	09.00 →	92-01-1049 A:240 (2 pcs) D:24 E:21 92-01-1022 A:240 (2 pcs) D:24 E:21	
---------	--	------	----------	---------	--	--

TRAFIC (FL)

1.9 dCi 100		1870	74 101	03.01 →	92-01-1049 A:240 (2 pcs) D:24 E:21 92-01-1022 A:240 (2 pcs) D:24 E:21	85-01-150
1.9 dCi 80		1870	60 82	03.01 →	92-01-1049 A:240 (2 pcs) D:24 E:21 92-01-1022 A:240 (2 pcs) D:24 E:21	85-01-150



92 Clutch Kit



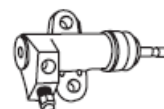
91 Flywheel



98 Clutch Kit + Flywheel



95 Master Cylinder



85 Slave Cylinder

NEW CODES - NEUE CODES - NOUVEAUX CODES - NUEVOS CODIGOS - NUOVI CODICI

ROVER



		CC	KW HP			92 Clutch Kit/ Kit frizione 91 Flywheel/ Volano 98 Clutch Kit + Flywheel	95 Master Cylinder/ Cilindro maestro 85 Slave Cylinder/ Cilindro secondario
--	--	-----------	------------------	--	--	---	--

200 (XH)

213 S	EV 2	1342	54 73	09.85 → 09.89	92-04-404 (3 pcs)	A:190 D:20 E:19	
-------	------	------	----------	---------------	-----------------------------	-----------------------	--

200 (XW)

214 Si/Gsi	14 K4C 14 K4D	1396	66 90	10.89 → 10.95	92-04-404 (3 pcs)	A:190 D:20 E:19	
216 GSi	D 16 A7	1590	85 116	10.89 → 10.95	92-04-499 (3 pcs)	A:200 D:22 E:20	
216 GSi	D 16 Z2	1590	82 112	10.89 → 10.95	92-04-499 (3 pcs)	A:200 D:22 E:20	

400 (XW)

416 GSi	D 16 Z2	1590	82 112	04.90 → 04.95	92-04-499 (3 pcs)	A:200 D:22 E:20	
416 GSi/GSE	D 16 A7	1590	85 116	04.90 → 04.95	92-04-499 (3 pcs)	A:200 D:22 E:20	

600 (RH)

618 i/Si		1850	85 115	03.96 → 02.99	92-04-443 (3 pcs)	A:225 D:26 E:24	
620 Si		1997	96 131	08.93 → 02.99	92-04-443 (3 pcs)	A:225 D:26 E:24	
623 Si		2259	116 158	08.93 → 02.99	92-04-443 (3 pcs)	A:225 D:26 E:24	

800

825 Si/Sterling (XS)	C 25 A2	2494	127 173	01.87 → 12.91	92-04-432 (3 pcs)	A:225 D:25,5 E:24	
825 Si/Sterling (XS)	C 25 A2	2494	123 167	10.86 → 10.88	92-04-432 (3 pcs)	A:225 D:25,5 E:24	
825 Si/Sterling (XS) Cat.	C 25 A1	2494	110 150	10.86 → 12.91	92-04-432 (3 pcs)	A:225 D:25,5 E:24	
827 Si/Sterling (XS)	C 27 A2	2675	130 177	02.88 → 12.91	92-04-445 (3 pcs)	A:225 D:25,5 E:24	
827 Si/Sterling (XS) Cat.	C 27 A1	2675	124 169	02.88 → 02.99	92-04-445 (3 pcs)	A:225 D:25,5 E:24	
827 Vitesse (XS) Cat.	C 27 A1	2675	124 169	10.88 → 12.91	92-04-445 (3 pcs)	A:225 D:25,5 E:24	
827 Vitesse/SLI	C 27 A2	2675	130 177	10.88 → 12.91	92-04-445 (3 pcs)	A:225 D:25,5 E:24	

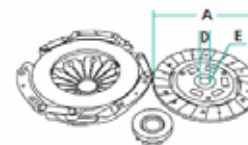
A = Disc diameter
D = Disc centring diameter
E = N. of disc teeth

A = Scheibendurchmesser
D = Zentrierdurchmesser Scheibe
E = Zahnzahl Scheibe

A = Diámetro disco
D = Diámetro centrage disco
E = Nº dientes disco

A = Diamètre du disque
D = Diamètre centrage du disque
E = Nbre de dents du disque

A = Diametro disco
D = Diametro centraggio disco
E = Nº denti disco





SHUANGHUAN AUTO

		CC	KW HP			92 Clutch Kit/ Kit frizione 91 Flywheel/ Volano 98 Clutch Kit + Flywheel	95 Master Cylinder/ Cilindro maestro 85 Slave Cylinder/ Cilindro secondario
--	--	-----------	------------------	--	--	---	--

CEO

2.4 16V Bi-Fuel		2351	93 126	06.10 →	92-05-510 (3 pcs) A:225 D:26 E:23 92-05-510X		95-05-579
-----------------	--	------	-----------	---------	--	--	------------------



92 Clutch Kit



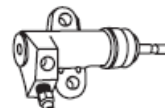
91 Flywheel



98 Clutch Kit + Flywheel



95 Master Cylinder



85 Slave Cylinder

NEW CODES - NEUE CODES - NOUVEAUX CODES - NUEVOS CODIGOS - NUOVI CODICI

SMART



		CC	KW HP			92 Clutch Kit/ Kit frizione 91 Flywheel/ Volano 98 Clutch Kit + Flywheel	95 Master Cylinder/ Cilindro maestro 85 Slave Cylinder/ Cilindro secondario
--	--	-----------	------------------	--	--	---	--

FORFOUR

1.1 (454.030)	M 134.910	1124	55 75	01.04 →	92-05-575 (3 pcs)	A:200 D:20 E:17	85-0M-M01
1.3 (454.031)	M 135.930	1332	70 95	01.04 →	92-05-575 (3 pcs)	A:200 D:20 E:17	85-0M-M01
1.5		1499	90 122	01.04 →	92-05-575 (3 pcs)	A:200 D:20 E:17	85-0M-M01
1.5 (454.032)	M 135.950	1499	80 109	01.04 →	92-05-575 (3 pcs)	A:200 D:20 E:17	85-0M-M01
1.5 CDI (454.000)	OM 639.939	1493	50 68	09.04 →	92-05-570 (3 pcs)	A:225 D:22 E:28	85-0M-M01
1.5 CDI (454.001)	OM 639.939	1493	70 95	09.04 →	92-05-570 (3 pcs)	A:225 D:22 E:28	85-0M-M01

FORTWO

0.8 CDI (451.300)	OM660.950	799	33 45	01.07 →	92-05-575 (3 pcs)	A:200 D:20 E:17	
1.0 (451.330)	M132.910	999	45 61	01.07 →	92-05-575 (3 pcs)	A:200 D:20 E:17	
1.0 (451.331)	M132.910	999	52 71	01.07 →	92-05-575 (3 pcs)	A:200 D:20 E:17	
1.0 Brabus (451.333)	M132.930	999	72 98	01.08 →	92-05-575 (3 pcs)	A:200 D:20 E:17	
1.0 Turbo (451.332)	M132.930	999	62 84	01.07 →	92-05-575 (3 pcs)	A:200 D:20 E:17	

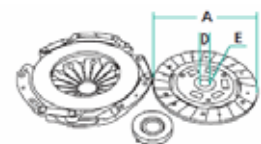
A = Disc diameter
D = Disc centring diameter
E = N. of disc teeth

A = Scheibendurchmesser
D = Zentrierdurchmesser Scheibe
E = Zähnezahl Scheibe

A = Diámetro disco
D = Diámetro centrage disco
E = Nº dientes disco

A = Diamètre du disque
D = Diamètre centrage du disque
E = Nbre de dents du disque

A = Diametro disco
D = Diametro centraggio disco
E = Nº denti disco





SSANGYONG

		CC	KW HP			92 Clutch Kit/ Kit frizione 91 Flywheel/ Volano 98 Clutch Kit + Flywheel	95 Master Cylinder/ Cilindro maestro 85 Slave Cylinder/ Cilindro secondario
--	--	-----------	------------------	--	--	---	--

ACTYON

200 Xdi 4WD		1998	104 141	10.06 →	92-0S-S12 (3 pcs)	A:240 D:28 E:25	With Bearing Hydraulic Con Cuscinetto Idraulico	95-0S-S03
-------------	--	------	------------	---------	-----------------------------	-----------------------	--	------------------

ISTANA

2.3		2300		07.95 →	92-S0-006 (3 pcs)	A:225 D:24 E:22		
2.3 D		2300		07.95 →	92-S0-004 (3 pcs)	A:225 D:24 E:22		
2.9 D (OM662)				01.98 →	92-S0-005 (3 pcs)	A:225 D:24 E:22		

KORANDO (K4)

2.2 D	DC23	2238	50 68	12.88 → 12.96	92-09-904 (3 pcs)	A:215 D:25 E:24		
-------	------	------	----------	---------------	-----------------------------	-----------------------	--	--

KORANDO (KJ)

2.0		1998	94 128	05.97 →	92-S0-006 (3 pcs)	A:225 D:24 E:22		
2.3		2295	105 143	01.99 →	92-S0-007 (3 pcs)	A:225 D:24 E:22		
2.3	M 111.970	2295	103 140	05.97 →	92-S0-007 (3 pcs)	A:225 D:24 E:22		
2.3 D (KJ)	OM 601.940	2299	58 79	12.96 →	92-S0-000 (3 pcs)	A:225 D:24 E:22	02.97→	
					92-S0-002 (3 pcs)	A:225 D:25 E:24	→01.97	
2.9 D		2874	73 99	06.97 → 10.00	92-S0-008 (3 pcs)	A:225 D:24 E:22		
2.9 D (KJ)	MB-OM 662	2874	72 98	12.96 →	92-S0-008 (3 pcs)	A:225 D:24 E:22		
2.9 TD		2874	88 120	04.98 →	92-0S-S15 (3 pcs)	A:240 D:24,5 E:22		
					92-0S-S14 (3 pcs)	A:225 D:24,5 E:22		
					92-0S-S13 (3 pcs)	A:225 D:24,5 E:22		

KYRON

2.0 Xdi		1998	104 141	05.05 →	92-0S-S12 (3 pcs)	A:240 D:28 E:25	With Bearing Hydraulic Con Cuscinetto Idraulico	95-0S-S03
---------	--	------	------------	---------	-----------------------------	-----------------------	--	------------------



92 Clutch Kit




91 Flywheel



98 Clutch Kit + Flywheel



95 Master Cylinder



85 Slave Cylinder

SSANGYONG



		CC	KW HP			92 Clutch Kit/ Kit frizione 91 Flywheel/ Volano 98 Clutch Kit + Flywheel	95 Master Cylinder/ Cilindro maestro 85 Slave Cylinder/ Cilindro secondario
--	--	-----------	------------------	--	--	---	--

KYRON

2.0 Xdi 4x4		1998	104 141	05.05 →	92-0S-S12 (3 pcs)	A:240 D:28 E:25	With Bearing Hydraulic Con Cuscinetto Idraulico	95-0S-S03
2.7 Xdi		2696	121 165	05.05 →	92-0S-S11 (3 pcs)	A:240 D:28 E:25	With Bearing Hydraulic Con Cuscinetto Idraulico	

MUSSO (FJ)

2.0	E20	1998	93 126	10.96 →	92-S0-006 (3 pcs)	A:225 D:24 E:22		
2.3	M 111.970	2295	103 140	10.96 →	92-S0-007 (3 pcs)	A:225 D:24 E:22		
2.3 D	OM 601.940 MB-OM 661	2299	59 80	10.95 →	92-S0-000 (3 pcs)	A:225 D:24 E:22		
2.9 D	MB-OM 662	2874	73 99	03.96 →	92-S0-001 (3 pcs)	A:225 D:24 E:22		95-S0-097
2.9 TD		2874	88 120	04.98 →	92-0S-S15 (3 pcs) 98-0S-S01 91-0S-S01	A:240 D:24.5 E:22	Single-mass flywheel Volano monomassa	95-S0-097

REXTON

2.7 Xdi		2696	120 163	08.04 →	92-0S-S01 (3 pcs) 98-0S-S00 91-0S-S00	A:240 D:28 E:25	With Bearing Hydraulic Con Cuscinetto Idraulico	95-0S-S01
2.9 TD		2874	88 120	04.02 →	92-0S-009 (3 pcs)	A:240 D:24 E:22	With Bearing Hydraulic Con Cuscinetto Idraulico	

RODIUS

2.7 Xdi		2696	120 163	05.05 →	92-0S-S11 (3 pcs)	A:240 D:28 E:25	With Bearing Hydraulic Con Cuscinetto Idraulico	95-0S-S02
2.7 Xdi 4WD		2696	120 163	05.05 →	92-0S-S11 (3 pcs)	A:240 D:28 E:25	With Bearing Hydraulic Con Cuscinetto Idraulico	95-0S-S02

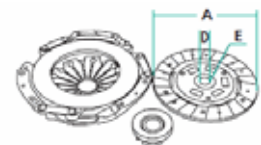
A = Disc diameter
D = Disc centring diameter
E = N. of disc teeth

A = Scheibendurchmesser
D = Zentrierdurchmesser Scheibe
E = Zahnzahl Scheibe

A = Diámetro disco
D = Diámetro centrage disco
E = Nº dientes disco

A = Diamètre du disque
D = Diamètre centrage du disque
E = Nbre de dents du disque

A = Diametro disco
D = Diametro centraggio disco
E = Nº denti disco





		CC	KW HP			92 Clutch Kit/ Kit frizione 91 Flywheel/ Volano 98 Clutch Kit + Flywheel	95 Master Cylinder/ Cilindro maestro 85 Slave Cylinder/ Cilindro secondario
--	--	-----------	------------------	--	--	---	--

1800 XT COUPE (XT)

Turbo 4WD	EA82	1782	100 136	11.84 → 12.90	92-07-708 (3 pcs)	A:225 D:25 E:24	
Turbo 4WD	EA82	1782	96 131	01.87 → 12.90	92-07-708 (3 pcs)	A:225 D:25 E:24	
Turbo 4WD	EA82	1782	88 120	01.88 → 12.90	92-07-708 (3 pcs)	A:225 D:25 E:24	

FORESTER

2.0		1994	110 150	01.08 →	92-07-718 (3 pcs)	A:225 D:25 E:24	
-----	--	------	------------	---------	-----------------------------	-----------------------	--

FORESTER (SF)

2.0	EJ20	1994	90 122	08.97 → 09.02	92-07-718 (3 pcs)	A:225 D:25 E:24	85-07-700 95-07-700
2.0	EJ20	1994	92 125	06.98 → 09.02	92-07-719 (3 pcs)	A:225 D:25 E:24	85-07-700 95-07-700
2.0 S Turbo	EJ205	1994	130 177	04.01 → 09.02	92-07-720 (3 pcs) 98-07-701	A:230 D:25 E:24	85-07-700 95-07-700
2.0 S Turbo	EJ20	1994	125 170	06.98 → 04.01	92-07-720 (3 pcs) 98-07-701	A:230 D:25 E:24	85-07-700 95-07-700

FORESTER (SG)

2.0	EJ20	1994	92 125	09.02 →	92-07-719 (3 pcs)	A:225 D:25 E:24	85-07-700 95-07-701
2.0 S Turbo	EJ20	1994	130 177	09.02 →	92-07-720 (3 pcs)	A:230 D:25 E:24	85-07-700 95-07-701
2.5	EJ25	2457	155 211	12.03 →	92-07-720 (3 pcs)	A:230 D:25 E:24	85-07-704

FORESTER (SH)

2.0	EJ20	1994	110 150	01.08 →	92-07-718 (3 pcs)	A:225 D:25 E:24	85-07-702
2.0 D		1998	108 147	09.08 →	92-07-722 (3 pcs)	A:240 D:25 E:24	

IMPREZA

1.5		1498	79 107	02.08 →	92-07-718 (3 pcs)	A:225 D:25 E:24	85-07-702
1.5 4WD		1498	79 107	02.08 →	92-07-718 (3 pcs)	A:225 D:25 E:24	85-07-702



92 Clutch Kit




91 Flywheel



98 Clutch Kit + Flywheel



95 Master Cylinder



85 Slave Cylinder

SUBARU



		CC	KW HP			92 Clutch Kit/ Kit frizione 91 Flywheel/ Volano 98 Clutch Kit + Flywheel	95 Master Cylinder/ Cilindro maestro 85 Slave Cylinder/ Cilindro secondario
--	--	-----------	------------------	--	--	---	--

IMPREZA

2.0		1994	110 150	02.08 →	92-07-721 (3 pcs)	A:225 D:25 E:24	85-07-702
2.0 D 4WD		1998	110 150	01.09 →	92-07-722 (3 pcs)	A:240 D:25 E:24	
2.0R		1994	110 150	08.07 →	92-07-718 (3 pcs)	A:225 D:25 E:24	

IMPREZA (GC)

1.6 i	EJ161	1597	70 95	06.98 → 12.00	92-07-704 (3 pcs)	A:225 D:25 E:24	
1.6 i	EJ16	1597	66 90	08.92 → 12.00	92-07-711 (3 pcs)	A:215 D:25 E:24	
1.6 i 4WD	EJ16	1597	66 90	08.92 → 12.00	92-07-704 (3 pcs) 92-07-711 (3 pcs)	A:225 D:25 E:24 A:215 D:25 E:24	08.94→
1.8 i 4WD	EJ18 EJ18E	1820	76 103	08.92 → 12.00	92-07-711 (3 pcs) 92-07-704 (3 pcs)	A:215 D:25 E:24 A:225 D:25 E:24	→04.93 05.93→
2.0 AWD		1994	206 280	09.98 → 09.00	92-07-720 (3 pcs)	A:230 D:25 E:24	
2.0 i 4WD	EJ20	1994	92 125	06.98 → 12.00	92-07-715 (3 pcs)	A:225 D:25 E:24	
2.0 i 4WD	EJ20	1994	85 115	10.95 → 12.00	92-07-715 (3 pcs) 98-07-700	A:225 D:25 E:24	
2.0 Turbo GT 4WD	EJ20 (Turbo)	1994	155 211	03.94 → 12.00	92-07-720 (3 pcs) 92-07-715 (3 pcs) 98-07-700	A:230 D:25 E:24 A:225 D:25 E:24	08.96→ →08.96
2.0 Turbo GT 4WD	EJ205	1994	160 218	06.98 → 12.00	92-07-720 (3 pcs)	A:230 D:25 E:24	

IMPREZA (GD, GG)

1.6 AWD	EJ16	1597	70 95	12.00 →	92-07-704 (3 pcs)	A:225 D:25 E:24	85-07-700
---------	------	------	----------	---------	-----------------------------	-----------------------	------------------

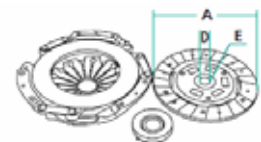
A = Disc diameter
D = Disc centring diameter
E = N. of disc teeth

A = Scheibendurchmesser
D = Zentrierdurchmesser Scheibe
E = Zähnezahl Scheibe

A = Diámetro disco
D = Diámetro centrage disco
E = N° dientes disco

A = Diamètre du disque
D = Diamètre centrage du disque
E = Nbre de dents du disque

A = Diametro disco
D = Diametro centraggio disco
E = N° denti disco





		CC	KW HP			92 Clutch Kit/ Kit frizione 91 Flywheel/ Volano 98 Clutch Kit + Flywheel	95 Master Cylinder/ Cilindro maestro 85 Slave Cylinder/ Cilindro secondario
--	--	-----------	------------------	--	--	---	--

IMPREZA (GD, GG)

2.0	EJ20	1994	92 125	12.00 →	92-07-704 (3 pcs)	A:225 D:25 E:24	85-07-700 95-07-701
2.0 R	EJ204	1994	118 160	09.05 →	92-07-721 (3 pcs)	A:225 D:25 E:24	85-07-702
2.0 WRX STi	EJ207	1994	195 265	11.01 →	92-07-723 (3 pcs)	A:240 D:25 E:24	85-07-703
2.0 WRX Turbo	EJ205	1994	160 218	12.00 →	92-07-720 (3 pcs)	A:230 D:25 E:24	85-07-700 95-07-701
2.5 WRX	EJ255	2457	169 230	09.05 →	92-07-720 (3 pcs)	A:230 D:25 E:24	85-07-704

IMPREZA (GF)

1.6 i 4WD	EJ16	1597	66 90	08.92 → 12.00	92-07-711 (3 pcs)	A:215 D:25 E:24	
					92-07-704 (3 pcs)	A:225 D:25 E:24	08.94→
1.8 i 4WD	EJ18	1820	76 103	08.92 → 12.00	92-07-711 (3 pcs)	A:215 D:25 E:24	→04.93
					92-07-704 (3 pcs)	A:225 D:25 E:24	05.93→
					92-07-705 (3 pcs)	A:200 D:22 E:21	Front Wheel Drive Trazione anteriore
2.0 4WD	EJ20	1994	85 115	12.95 → 12.00	92-07-715 (3 pcs)	A:225 D:25 E:24	
					98-07-700		
2.0 i Turbo 4WD	EJ20 (Turbo)	1994	155 211	03.94 → 12.00	92-07-715 (3 pcs)	A:225 D:25 E:24	
					98-07-700		
2.0 Turbo GT 4WD	EJ205	1994	160 218	06.98 → 12.00	92-07-720 (3 pcs)	A:230 D:25 E:24	

IMPREZA (GFC)

1.6 4WD	EJ161	1597	66 90	12.96 → 12.00	92-07-711 (3 pcs)	A:215 D:25 E:24	
2.0 4WD	EJ20	1994	85 115	12.95 → 12.00	92-07-715 (3 pcs)	A:225 D:25 E:24	
					98-07-700		
2.0 Turbo 4WD	EJ20G	1994	155 211	12.96 → 12.00	92-07-720 (3 pcs)	A:230 D:25 E:24	



92 Clutch Kit



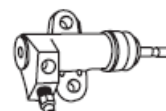
91 Flywheel



98 Clutch Kit + Flywheel



95 Master Cylinder



85 Slave Cylinder

SUBARU



		CC	KW HP			92 Clutch Kit/ Kit frizione 91 Flywheel/ Volano 98 Clutch Kit + Flywheel	95 Master Cylinder/ Cilindro maestro 85 Slave Cylinder/ Cilindro secondario
--	--	-----------	------------------	--	--	---	--

JUSTY I (KAD)

1000	EF10	998	37 50	05.87 → 10.95	92-07-703 (3 pcs)	A:180 D:19 E:23	
1000	EF10	998	40 54	11.84 → 06.89	92-07-703 (3 pcs)	A:180 D:19 E:23	
1000 4WD (KAD-A)	EF10	998	40 54	11.84 → 12.90	92-07-703 (3 pcs)	A:180 D:19 E:23	
1200	EF12	1190	49 67	05.87 → 10.95	92-07-707 (3 pcs)	A:180 D:19 E:23	→07.93
1200 4WD	EF12	1190	55 75	10.90 → 12.94	92-07-707 (3 pcs)	A:180 D:19 E:23	
1200 4WD	EF12	1190	50 68	10.86 → 12.90	92-07-707 (3 pcs)	A:180 D:19 E:23	
1200 4WD (KAD-A)	EF12	1190	49 67	05.87 → 05.91	92-07-707 (3 pcs)	A:180 D:19 E:23	

JUSTY II (JMA, MS)

1.3 GX 4x4	EF13	1298	50 68	10.95 → 11.03	92-08-822 (3 pcs)	A:200 D:22 E:20	
------------	------	------	----------	---------------	-----------------------------	-----------------------	--

JUSTY III (G3X)

1.3	M13A	1328	69 94	09.03 →	92-08-827 (3 pcs)	A:190 D:19 E:18	
1.5	M15A	1490	73 99	09.03 →	92-08-827 (3 pcs)	A:190 D:19 E:18	

JUSTY IV

1.0	1KR-FE	998	51 69	01.07 →	92-06-623 (3 pcs)	A:180 D:22 E:20	
-----	--------	-----	----------	---------	-----------------------------	-----------------------	--

LEGACY I (BC)

1.6i 16V		1600		02.89 →	92-07-705 (3 pcs)	A:200 D:22 E:21	85-07-700 95-07-702
1800	EJ18 SPI	1820	76 103	01.89 → 12.93	92-07-705 (3 pcs)	A:200 D:22 E:21	85-07-700 95-07-702
1800 4WD	EJ18 SPI	1820	76 103	01.89 → 09.91	92-07-704 (3 pcs)	A:225 D:25 E:24	85-07-700 95-07-702
2000 4WD	EJ20 EMPI	1994	85 116	08.91 → 07.94	92-07-704 (3 pcs)	A:225 D:25 E:24	85-07-700 95-07-702
2000 Turbo 4WD	EJ20-GN	1994	147 200	05.92 → 07.94	92-07-715 (3 pcs)	A:225 D:25 E:24	85-07-700 95-07-702

A = Disc diameter

D = Disc centring diameter

E = N. of disc teeth

A = Scheibendurchmesser

D = Zentrierdurchmesser Scheibe

E = Zahnzahl Scheibe

A = Diámetro disco

D = Diámetro centrage disco

E = Nº dientes disco

A = Diamètre du disque

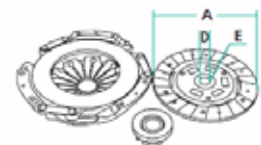
D = Diamètre centrage du disque

E = Nbre de dents du disque

A = Diametro disco

D = Diametro centraggio disco

E = Nº denti disco





		CC	KW HP			92 Clutch Kit/ Kit frizione 91 Flywheel/ Volano 98 Clutch Kit + Flywheel	95 Master Cylinder/ Cilindro maestro 85 Slave Cylinder/ Cilindro secondario
--	--	-----------	------------------	--	--	---	--

LEGACY I (BC)

2200 4WD	EJ22 EMPI	2212	100 136	01.89 → 07.94	92-07-704 (3 pcs)	A:225 D:25 E:24	85-07-700 95-07-702
-----------------	-----------	------	------------	---------------	-----------------------------	-----------------------	--------------------------------------

LEGACY I (BJF)

1800	EJ18 SPI	1820	76 103	01.89 → 07.94	92-07-705 (3 pcs)	A:200 D:22 E:21	85-07-700 95-07-702
1800 4WD	EJ18 SPI	1820	76 103	01.89 → 07.94	92-07-704 (3 pcs)	A:225 D:25 E:24	85-07-700 95-07-702
2000	EJ20 EMPI	1994	85 116	09.91 → 12.93	92-07-713 (3 pcs)	A:225 D:25 E:24	85-07-700 95-07-702
2000 4WD	EJ20 EMPI	1994	85 116	09.91 → 07.94	92-07-704 (3 pcs)	A:225 D:25 E:24	85-07-700 95-07-702
2000 Turbo Super 4WD	EJ20-GN	1994	147 200	05.92 → 07.94	92-07-715 (3 pcs)	A:225 D:25 E:24	85-07-700 95-07-702
2200 Super 4WD	EJ22 EMPI	2212	100 136	01.89 → 07.94	92-07-704 (3 pcs)	A:225 D:25 E:24	85-07-700 95-07-702

LEGACY II (BD, BG)

2.0 i 4WD	EJ20	1994	85 116	09.94 → 03.99	92-07-704 (3 pcs)	A:225 D:25 E:24	85-07-700 95-07-702
2.2 i 4WD	EJ22 EMPI	2212	96 131	06.96 → 03.99	92-07-704 (3 pcs)	A:225 D:25 E:24	85-07-700 95-07-702
2.2 i 4WD	EJ22 EMPI	2212	94 128	09.94 → 03.99	92-07-704 (3 pcs)	A:225 D:25 E:24	85-07-700 95-07-702
2.5 i 4WD	EJ25D	2457	110 150	06.96 → 03.99	92-07-718 (3 pcs)	A:225 D:25 E:24	85-07-700 95-07-702

LEGACY III (BE, BH)

2.0	EJ20	1994	92 125	04.99 → 08.03	92-07-721 (3 pcs) 98-07-702 91-07-702	A:225 D:25 E:24 Dual-mass flywheel Volano bimassa	85-07-700
2.5	EJ25	2457	115 156	10.98 → 08.03	92-07-721 (3 pcs) 98-07-702 91-07-702	A:225 D:25 E:24 Dual-mass flywheel Volano bimassa	85-07-700 95-07-700



92 Clutch Kit




91 Flywheel



98 Clutch Kit + Flywheel



95 Master Cylinder



85 Slave Cylinder

		CC	KW HP			92 Clutch Kit/ Kit frizione 91 Flywheel/ Volano 98 Clutch Kit + Flywheel	95 Master Cylinder/ Cilindro maestro 85 Slave Cylinder/ Cilindro secondario
--	--	-----------	------------------	--	--	---	--

LEGACY IV

2.0	EJ20	1994	101 138	09.03 →	92-07-721 (3 pcs) 98-07-702 91-07-702	A:225 D:25 E:24 Dual-mass flywheel Volano bimassa	85-07-702 95-07-700
2.0 D		1998	110 150	02.08 →	92-07-722 (3 pcs)	A:240 D:25 E:24	
2.5	EJ25	2457	121 165	09.03 →	92-07-721 (3 pcs) 98-07-702 91-07-702	A:225 D:25 E:24 Dual-mass flywheel Volano bimassa	85-07-702 95-07-700

LEONE I (AB)

1300	EA65	1299	45 61	03.79 → 10.84	92-07-710 (3 pcs)	A:180 D:19 E:23	
1600	EA71	1595	63 86	03.79 → 10.84	92-07-702 (3 pcs)	A:200 D:22 E:21	10.80→
1600 4WD	EA71	1595	52 71	03.79 → 10.84	92-07-702 (3 pcs)	A:200 D:22 E:21	→07.84
1800 4WD	EA81	1781	59 80	09.80 → 10.84	92-07-702 (3 pcs)	A:200 D:22 E:21	
1800 4WD	EA81	1781	60 82	09.80 → 10.84	92-07-702 (3 pcs)	A:200 D:22 E:21	
1800 FWD				01.79 → 12.84	92-07-702 (3 pcs)	A:200 D:22 E:21	

LEONE II

1.8		1781	77 105	06.85 → 07.86	92-07-702 (3 pcs)	A:200 D:22 E:21	
1300	EA65	1299	48 65	11.84 → 09.91	92-07-702 (3 pcs)	A:200 D:22 E:21	
1600	EA71	1595	55 74	11.84 → 09.91	92-07-702 (3 pcs)	A:200 D:22 E:21	
1800 4WD	EA82	1781	66 90	11.84 → 12.90	92-07-708 (3 pcs)	A:225 D:25 E:24	
1800 4WD Cat.	EA82	1781	70 95	07.86 → 09.91	92-07-708 (3 pcs)	A:225 D:25 E:24	
1800 Turbo 4WD	EA82	1782	100 136	11.84 → 12.90	92-07-708 (3 pcs)	A:225 D:25 E:24	

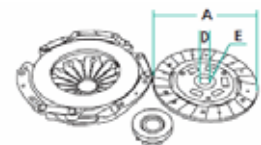
A = Disc diameter
 D = Disc centring diameter
 E = N. of disc teeth

A = Scheibendurchmesser
 D = Zentrierdurchmesser Scheibe
 E = Zähnezahl Scheibe

A = Diámetro disco
 D = Diámetro centrage disco
 E = Nº dientes disco

A = Diamètre du disque
 D = Diamètre centrage du disque
 E = Nbre de dents du disque

A = Diametro disco
 D = Diametro centraggio disco
 E = Nº denti disco





		CC	KW HP			92 Clutch Kit/ Kit frizione 91 Flywheel/ Volano 98 Clutch Kit + Flywheel	95 Master Cylinder/ Cilindro maestro 85 Slave Cylinder/ Cilindro secondario
--	--	-----------	------------------	--	--	---	--

LIBERO (E10, E12)

1.0 4WD (E10, KJ6)	EF10	998	37 50	01.83 → 12.87	92-07-707 (3 pcs) 92-07-703 (3 pcs)	A:180 D:19 E:23 A:180 D:19 E:23	09.85→ →08.85
1.2 4WD (E12, KJ8)	EF12	1190	38 52	08.86 → 02.00	92-07-707 (3 pcs)	A:180 D:19 E:23	
1.2 i 4WD (E12, FA)	EF12	1189	40 54	08.91 → 02.00	92-07-707 (3 pcs)	A:180 D:19 E:23	

MINIBUS (EF10)

1.0 4WD (KJ5)				01.86 →	92-07-707 (3 pcs)	A:180 D:19 E:23	
1.0 4WD (KJ6)				10.83 →	92-07-703 (3 pcs)	A:180 D:19 E:23	

MINIBUS (EF12)

1.2 4WD (KJ8)				08.86 →	92-07-707 (3 pcs)	A:180 D:19 E:23	
---------------	--	--	--	---------	-----------------------------	-----------------------	--

MV (AS_)

1.8	EA81	1781	60 82	05.81 → 08.86	92-07-702 (3 pcs)	A:200 D:22 E:21	
-----	------	------	----------	---------------	-----------------------------	-----------------------	--

OUTBACK

2.0 D		1998	110 150	09.08 →	92-07-722 (3 pcs)	A:240 D:25 E:24	
2.5	EJ25D	2457	121 165	11.03 →	92-07-721 (3 pcs) 98-07-702 91-07-702	A:225 D:25 E:24 Dual-mass flywheel Volano bimassa	85-07-702

REX II/ MINI JUMBO

700	EK42	665	27 37	08.82 → 06.89	92-07-700 (3 pcs)	A:160 D:19,4 E:23	
-----	------	-----	----------	---------------	-----------------------------	-------------------------	--

REX III/ MINI JUMBO/ M80-70

0.8	EN08	758	31 42	06.89 → 03.92	92-07-703 (3 pcs)	A:180 D:19 E:23	
-----	------	-----	----------	---------------	-----------------------------	-----------------------	--

TREZIA

1.3i		1329	73 99	01.11 →	92-02-2105 (3 pcs)	A:200 D:24 E:21	With Bearing Hydraulic Con Cuscinetto Idraulico
1.4 D		1364	66 90	01.11 →	92-02-2117 (3 pcs)	A:225 D:24 E:21	With Bearing Hydraulic Con Cuscinetto Idraulico



92 Clutch Kit




91 Flywheel



98 Clutch Kit + Flywheel



95 Master Cylinder



85 Slave Cylinder

SUBARU



		CC	KW HP			92 Clutch Kit/ Kit frizione 91 Flywheel/ Volano 98 Clutch Kit + Flywheel	95 Master Cylinder/ Cilindro maestro 85 Slave Cylinder/ Cilindro secondario
--	--	-----------	------------------	--	--	---	--

VIVIO							
660 4WD	EN07E	658	32 44	03.92 → 10.95	92-07-716 (3 pcs)	A:170 D:19 E:23	Front Wheel Drive Trazione anteriore
					92-07-714 (3 pcs)	A:160 D:19 E:23	

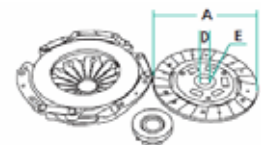
A = Disc diameter
 D = Disc centring diameter
 E = N. of disc teeth

A = Scheibendurchmesser
 D = Zentrierdurchmesser Scheibe
 E = Zähnezahl Scheibe

A = Diámetro disco
 D = Diámetro centrage disco
 E = N° dientes disco

A = Diamètre du disque
 D = Diamètre centrage du disque
 E = Nbre de dents du disque

A = Diametro disco
 D = Diametro centraggio disco
 E = N° denti disco





SUZUKI

		CC	KW HP			92 Clutch Kit/ Kit frizione 91 Flywheel/ Volano 98 Clutch Kit + Flywheel	95 Master Cylinder/ Cilindro maestro 85 Slave Cylinder/ Cilindro secondario
--	--	-----------	------------------	--	--	---	--

ALTO I (SS80)

0.8 (SS80F, SS80G)	F8B	796	29 39	06.82 → 12.85	92-08-803 (3 pcs)	A:160 D:17 E:32	
--------------------	-----	-----	----------	---------------	-----------------------------	-----------------------	--

ALTO II (EC)

0.8 (SB308/CA)	F8B	796	29 39	01.86 → 11.93	92-08-803 (3 pcs)	A:160 D:17 E:32	
----------------	-----	-----	----------	---------------	-----------------------------	-----------------------	--

ALTO III (EF)

1.0	G10B G10BB	993	43 58	01.00 →	92-08-819 (3 pcs)	A:170 D:20 E:18	
-----	---------------	-----	----------	---------	-----------------------------	-----------------------	--

1.0	G10B	993	39 53	09.94 → 06.02	92-08-819 (3 pcs)	A:170 D:20 E:18	
-----	------	-----	----------	---------------	-----------------------------	-----------------------	--

ALTO IV (FF)

1.1	F10DN F10D	1061	46 63	06.02 →	92-08-844 (3 pcs)	A:170 D:19 E:18	
-----	---------------	------	----------	---------	-----------------------------	-----------------------	--

ALTO V (GF)

1.0	K10B	996	50 68	01.09 →	92-08-843 (3 pcs)	A:190 D:19 E:18	
-----	------	-----	----------	---------	-----------------------------	-----------------------	--

BALENO (EG)

1.3	G13BA	1298	52 71	09.96 → 05.02	92-08-827 (3 pcs)	A:190 D:19 E:18	01.99 →	85-08-801 95-08-899
					92-08-807 (3 pcs)	A:190 D:19 E:18	→12.98	

1.3 i 16V	G13B	1298	63 85	07.95 → 05.02	92-08-807 (3 pcs)	A:190 D:19 E:18	→01.99	85-08-801 95-08-899
-----------	------	------	----------	---------------	-----------------------------	-----------------------	--------	--------------------------------------

1.6 i 16V	G16B	1590	72 98	07.95 → 05.02	92-08-807 (3 pcs)	A:190 D:19 E:18		85-08-801 95-08-899
-----------	------	------	----------	---------------	-----------------------------	-----------------------	--	--------------------------------------

1.6 i 16V 4x4	G16B	1590	72 98	07.95 → 05.02	92-08-820 (3 pcs)	A:200 D:22 E:20		85-08-801 95-08-899
---------------	------	------	----------	---------------	-----------------------------	-----------------------	--	--------------------------------------

1.8 GT	J18A	1839	89 121	03.96 → 05.02	92-08-828 (3 pcs)	A:200 D:22 E:20		85-08-801 95-08-899
--------	------	------	-----------	---------------	-----------------------------	-----------------------	--	--------------------------------------

1.9 TD		1905	55 75	04.98 → 05.02	92-08-839 (3 pcs)	A:215 D:22 E:26		85-08-801 95-08-899
--------	--	------	----------	---------------	-----------------------------	-----------------------	--	--------------------------------------

CARRY (FD)

0.8 (DA21) F8A			29	01.86 →	92-08-813 (3 pcs)	A:180 D:20 E:18		
----------------	--	--	----	---------	-----------------------------	-----------------------	--	--

CARRY (ST90V)

0.8	F8A	791	27 37	11.80 → 10.85	92-08-809 (3 pcs)	A:180 D:20 E:18	04.81 →	
-----	-----	-----	----------	---------------	-----------------------------	-----------------------	---------	--



92 Clutch Kit



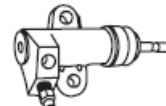
91 Flywheel



98 Clutch Kit + Flywheel



95 Master Cylinder



85 Slave Cylinder

NEW CODES - NEUE CODES - NOUVEAUX CODES - NUEVOS CODIGOS - NUOVI CODICI

		CC	KW HP			92 Clutch Kit/ Kit frizione 91 Flywheel/ Volano 98 Clutch Kit + Flywheel	95 Master Cylinder/ Cilindro maestro 85 Slave Cylinder/ Cilindro secondario
--	--	-----------	------------------	--	--	---	--

COUPE'

1.0 (SC100GX) F10A				05.79 →	92-08-813 (3 pcs)	A:180 D:20 E:18	
-------------------------	--	--	--	---------	-----------------------------	-----------------------	--

GRAND VITARA

1.6 4 ruote motrici	M16A	1586	78 106	04.05 →	92-08-838 (3 pcs)	A:215 D:29 E:21	With Bearing Hydraulic Con Cuscinetto Idraulico
1.9 DDiS		1870	95 129	10.05 →	92-08-824 (2 pcs)	A:240 D:30 E:21	
1.9 TD			55	01.98 →	92-08-891 (3 pcs)	A:200 D:23 E:20	04.98 →

GRAND VITARA (FT, GT)

1.6	G16B	1590	69 94	03.98 →	92-08-832 (3 pcs) 92-08-832X	A:215 D:22 E:20	85-08-802 95-08-802
2.0	J20A	1995	94 128	03.98 →	92-08-830 (3 pcs) 92-08-830X	A:225 D:22 E:20	85-08-802 95-08-802
2.0 HDI 110	RHW	1997	80 109	07.01 →	92-08-815 (3 pcs) 92-08-840 (3 pcs)	A:225 D:23 E:20 A:240 D:29 E:21	02.02 → 02.06 03.06 → 85-08-802 95-08-802
2.0 TD Intercooler	RF	1998	64 87	03.98 →	92-08-817 (3 pcs) 98-08-803	A:225 D:29 E:21	95-08-802
2.5 V6 24V	H 25 A	2493	116 158	04.01 →	92-08-845 (3 pcs)	A:225 D:30 E:21	85-08-802 95-08-802
2.5 V6 24V (FT)	H 25 A	2493	106 144	04.98 →	92-08-845 (3 pcs)	A:225 D:30 E:21	85-08-802 95-08-802

IGNIS (FH)

1.3	M13A	1328	61 83	10.00 → 09.03	92-08-827 (3 pcs)	A:190 D:19 E:18	
1.3 4WD	M13A	1328	61 83	10.00 → 09.03	92-08-827 (3 pcs)	A:190 D:19 E:18	

IGNIS II

1.3	M13A	1328	69 94	09.03 →	92-08-827 (3 pcs)	A:190 D:19 E:18	
-----	------	------	----------	---------	-----------------------------	-----------------------	--

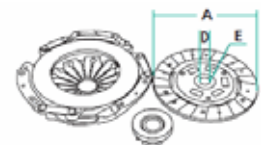
A = Disc diameter
D = Disc centring diameter
E = N. of disc teeth

A = Scheibendurchmesser
D = Zentrierdurchmesser Scheibe
E = Zahnzahl Scheibe

A = Diámetro disco
D = Diámetro centrage disco
E = Nº dientes disco

A = Diamètre du disque
D = Diamètre centrage du disque
E = Nbre de dents du disque

A = Diametro disco
D = Diametro centraggio disco
E = Nº denti disco





		CC	KW HP			92 Clutch Kit/ Kit frizione 91 Flywheel/ Volano 98 Clutch Kit + Flywheel	95 Master Cylinder/ Cilindro maestro 85 Slave Cylinder/ Cilindro secondario
--	--	-----------	------------------	--	--	---	--

IGNIS II

1.3 DDiS	Z13DT	1248	51 70	09.03 →	92-08-837 (3 pcs) 98-08-802 91-08-800	A:215 D:19 E:14 Dual-mass flywheel Volano bimassa	
1.5	M15A	1490	73 99	09.03 →	92-08-827 (3 pcs)	A:190 D:19 E:18	
1.5 4x4	M15A	1490	73 99	09.03 →	92-08-827 (3 pcs)	A:190 D:19 E:18	
1.5 Sport	M15A	1490	80 109	12.03 →	92-08-827 (3 pcs)	A:190 D:19 E:18	

JIMNY (FJ)

1.3 4x4	G13BB	1298	63 86	09.98 → 08.00	92-08-831 (3 pcs) 92-08-831X	A:190 D:22 E:20	
1.3 16V	G13BB	1298	59 80	09.98 →	92-08-831 (3 pcs) 92-08-831X	A:190 D:22 E:20	
1.3 16V	M13A	1328	60 82	02.01 →	92-08-831 (3 pcs) 92-08-831X	A:190 D:22 E:20	
1.3 16V 4WD	G13BB	1298	59 80	09.98 →	92-08-831 (3 pcs) 92-08-831X	A:190 D:22 E:20	
1.3 16V 4WD	M13A	1328	60 82	02.01 →	92-08-831 (3 pcs) 92-08-831X	A:190 D:22 E:20	
1.5 DDiS 4WD	K9K 700	1461	48 65	12.03 →	92-08-839 (3 pcs)	A:215 D:22 E:26	
1.5 DDiS 4x4	K9K 266	1461	63 86	08.05 →	92-08-839 (3 pcs) 92-08-842 (3 pcs)	A:215 D:22 E:26 A:215 D:22 E:26	06.07→

LIANA (ER)

1.3	M13A	1328	66 90	03.02 →	92-08-833 (3 pcs)	A:200 D:22 E:20	01.03→	85-08-801
1.6	M16A	1586	78 106	04.02 →	92-08-833 (3 pcs)	A:200 D:22 E:20	01.03→	85-08-801



92 Clutch Kit




91 Flywheel



98 Clutch Kit + Flywheel



95 Master Cylinder



85 Slave Cylinder

		CC	KW HP			92 Clutch Kit/ Kit frizione 91 Flywheel/ Volano 98 Clutch Kit + Flywheel	95 Master Cylinder/ Cilindro maestro 85 Slave Cylinder/ Cilindro secondario
--	--	-----------	------------------	--	--	---	--

LIANA (ER)

1.6	M16A	1586	76 103	03.02 →	92-08-833 (3 pcs)	A:200 D:22 E:20	85-08-801
1.6 4WD	M16A	1586	78 106	04.02 →	92-08-822 (3 pcs)	A:200 D:22 E:20	85-08-801
1.6 4WD		1586	76 103	03.02 →	92-08-822 (3 pcs)	A:200 D:22 E:20	85-08-801

LJ 80

0.8	F8A	791	29 39	01.80 → 01.84	92-08-800 (3 pcs)	A:180 D:20 E:18	
-----	-----	-----	----------	---------------	-----------------------------	-----------------------	--

SAMURAI (SJ)

1.0 (SJ 410)	F10A	970	33 45	11.88 →	92-08-814 (3 pcs)	A:180 D:20 E:18	
1.3 (SJ 413)	G13A	1324	44 60	11.88 →	92-08-805 (3 pcs)	A:190 D:22 E:20	01.89→
1.3 (SJ 413)	G13A	1324	47 64	11.88 →	92-08-805 (3 pcs)	A:190 D:22 E:20	01.89→
1.3 (SJ 413)	G13BA	1298	51 70	11.88 →	92-08-805 (3 pcs)	A:190 D:22 E:20	02.91→
1.9 TD	XUD9	1905	46 63	11.98 →	92-08-839 (3 pcs)	A:215 D:22 E:26	

SANTANA

1.0 (SJ410) F10A				01.84 →	92-08-894 (3 pcs)	A:180 D:20 E:18	
1.0 (SJ410) F10A MADE IN SPAIN				04.82 → 03.88	92-08-894 (3 pcs)	A:180 D:20 E:18	
1.3 (SJ413)				01.85 →	92-08-895 (3 pcs)	A:190 D:23 E:20	

SJ 410

1.0	F10A	970	33 45	09.81 → 12.88	92-08-804 (3 pcs)	A:180 D:20 E:18	06.84→
					92-08-814 (3 pcs)	A:180 D:20 E:18	→05.84
1.3	G13A	1324	47 64	09.84 → 12.88	92-08-805 (3 pcs)	A:190 D:22 E:20	

92-08-805X

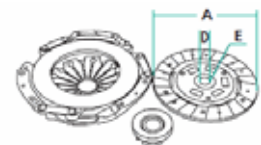
A = Disc diameter
D = Disc centring diameter
E = N. of disc teeth

A = Scheibendurchmesser
D = Zentrierdurchmesser Scheibe
E = Zahnzahl Scheibe

A = Diámetro disco
D = Diámetro centraje disco
E = Nº dientes disco

A = Diamètre du disque
D = Diamètre centrage du disque
E = Nbre de dents du disque

A = Diametro disco
D = Diametro centraggio disco
E = Nº denti disco





		CC	KW HP			92 Clutch Kit/ Kit frizione 91 Flywheel/ Volano 98 Clutch Kit + Flywheel	95 Master Cylinder/ Cilindro maestro 85 Slave Cylinder/ Cilindro secondario
--	--	-----------	------------------	--	--	---	--

SJ 413

1.3	G13A	1324	44 60	08.86 → 08.90	92-08-805 (3 pcs)	A:190 D:22 E:20	
92-08-805X							

SPLASH

1.0	K10B	997	48 65	01.08 →	92-08-843 (3 pcs)	A:190 D:19 E:18	
1.2	K12B	1242	63 86	01.08 →	92-08-843 (3 pcs)	A:190 D:19 E:18	
1.3 CDTI	D13A Z13DTJ	1248	55 75	01.08 →	92-08-841 (3 pcs)	A:215 D:22 E:20	With Bearing Hydraulic Con Cuscinetto Idrraulico

SUPER CARRY (ED)

1.0	F10A	970	33 45	10.85 → 03.99	92-08-813 (3 pcs)	A:180 D:20 E:18	
					92-08-801 (3 pcs)	A:180 D:20 E:18	
1.0	F10A	970	31 42	10.92 → 03.99	92-08-813 (3 pcs)	A:180 D:20 E:18	
1.0	F10A	970	30 41	09.94 → 03.99	92-08-813 (3 pcs)	A:180 D:20 E:18	

SUPERCARRY (SK410)

1.0 (F10A)			33	01.86 →	92-08-813 (3 pcs)	A:180 D:20 E:18	
--------------	--	--	----	---------	-----------------------------	-----------------------	--

SWIFT (SF413)

1.3 (SF413, AK35)	G13BA	1298	50 68	09.91 → 10.96	92-08-807 (3 pcs)	A:190 D:19 E:18	
-------------------	-------	------	----------	---------------	-----------------------------	-----------------------	--

SWIFT I (AA)

1.0 (SA310, AA41/43)	G10A G10	993	37 50	10.83 → 03.89	92-08-802 (3 pcs)	A:160 D:19 E:18	
1.3 (SA413, AA51)	G13A	1324	50 68	10.84 → 03.89	92-08-807 (3 pcs)	A:190 D:19 E:18	
1.3 (SA413, AA51/53)	G13A	1324	54 73	10.84 → 03.89	92-08-807 (3 pcs)	A:190 D:19 E:18	
1.3 (SA413, AA53)	G13A	1324	47 64	08.86 → 03.89	92-08-807 (3 pcs)	A:190 D:19 E:18	
1.3 GTi/GXi (SA413, AA33)	G13B	1289	74 101	08.86 → 03.89	92-08-807 (3 pcs)	A:190 D:19 E:18	



92 Clutch Kit



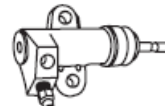
91 Flywheel



98 Clutch Kit + Flywheel



95 Master Cylinder



85 Slave Cylinder

		CC	KW HP			92 Clutch Kit/ Kit frizione 91 Flywheel/ Volano 98 Clutch Kit + Flywheel	95 Master Cylinder/ Cilindro maestro 85 Slave Cylinder/ Cilindro secondario
--	--	-----------	------------------	--	--	---	--

SWIFT II (AH, AJ)

1.3 (SF413, AH35)	G13A	1324	52 71	03.89 → 12.91	92-08-807 (3 pcs)	A:190 D:19 E:18	
1.3 (SF413, AH35, MA)	G13A	1324	50 68	03.89 → 05.01	92-08-807 (3 pcs)	A:190 D:19 E:18	
1.6 (SF416, AH14)	G16B	1590	70 95	11.89 → 12.91	92-08-822 (3 pcs)	A:200 D:22 E:20	85-08-801 95-08-899
1.6 4WD (SF416, AJ14)	G16B	1590	70 95	11.89 → 12.91	92-08-822 (3 pcs)	A:200 D:22 E:20	85-08-801 95-08-899
1.6 i (SF416, AH14)	G16B	1590	68 92	01.90 → 05.01	92-08-822 (3 pcs)	A:200 D:22 E:20	85-08-801 95-08-899
1.6 i 4WD (SF416, AJ14)	G16B	1590	68 92	01.90 → 05.01	92-08-822 (3 pcs)	A:200 D:22 E:20	85-08-801 95-08-899

SWIFT II (EA, MA)

1.0 (SF310, AA44)	G10A	993	37 50	03.89 → 05.01	92-08-819 (3 pcs)	A:170 D:20 E:18	
1.0 i (SF310, AA44)	G10A	993	39 53	09.91 → 05.01	92-08-819 (3 pcs)	A:170 D:20 E:18	
1.0 i (SF310, AA44)	G10A	993	40 54	03.89 → 12.91	92-08-819 (3 pcs)	A:170 D:20 E:18	
1.3 (SF413, AB35)	G13A	1324	52 71	03.89 → 12.91	92-08-807 (3 pcs)	A:190 D:19 E:18	
1.3 (SF413, AB35)	G13A	1298	50 68	03.89 → 05.01	92-08-807 (3 pcs)	A:190 D:19 E:18	
1.3 4WD (SF413, AA35)	G13A	1324	50 68	03.89 → 05.01	92-08-822 (3 pcs)	A:200 D:22 E:20	
1.3 4WD (SF413, AF35)	G13A	1324	52 71	10.89 → 12.91	92-08-822 (3 pcs)	A:200 D:22 E:20	
1.3 GTi (SF413, AA34)	G13B	1298	74 101	03.89 → 05.01	92-08-807 (3 pcs)	A:190 D:19 E:18	

SWIFT III (SG)

1.3	M13A	1328	68 92	02.05 →	92-08-827 (3 pcs)	A:190 D:19 E:18	
1.3 DDIS	Z13DT	1248	51 69	08.05 →	92-08-834 (3 pcs) 98-08-800 91-08-800	A:215 D:19 E:14	With Bearing Hydraulic Con Cuscinetto Idraulico Dual-mass flywheel Volano bimassa

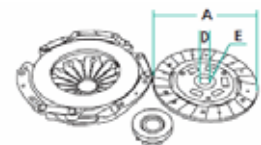
A = Disc diameter
D = Disc centring diameter
E = N. of disc teeth

A = Scheibendurchmesser
D = Zentrierdurchmesser Scheibe
E = Zahnzahl Scheibe

A = Diámetro disco
D = Diámetro centrage disco
E = N° dientes disco

A = Diamètre du disque
D = Diamètre centrage du disque
E = Nbre de dents du disque

A = Diametro disco
D = Diametro centraggio disco
E = N° denti disco





		CC	KW HP			92 Clutch Kit/ Kit frizione 91 Flywheel/ Volano 98 Clutch Kit + Flywheel	95 Master Cylinder/ Cilindro maestro 85 Slave Cylinder/ Cilindro secondario
--	--	-----------	------------------	--	--	---	--

SWIFT III (SG)

1.3 DDiS	D13A Z13DTJ	1248	55 75	08.05 →	92-08-834 (3 pcs) 98-08-800 91-08-800	A:215 D:19 E:14 Dual-mass flywheel Volano bimassa	With Bearing Hydraulic Con Cuscinetto Idraulico
1.5	M15A	1490	75 102	02.05 →	92-08-827 (3 pcs)	A:190 D:19 E:18	
1.6	M16A	1586	92 125	05.06 →	92-08-833 (3 pcs)	A:200 D:22 E:20	

SX4

1.5	M15A	1490	73 99	06.06 →	92-08-835 (3 pcs)	A:200 D:22 E:20	With Bearing Hydraulic Con Cuscinetto Idraulico
1.6 VVT	M16A	1586	79 107	06.06 →	92-08-835 (3 pcs)	A:200 D:22 E:20	With Bearing Hydraulic Con Cuscinetto Idraulico
1.6 VVT 4x4		1586	79 107	06.06 →	92-08-835 (3 pcs)	A:200 D:22 E:20	With Bearing Hydraulic Con Cuscinetto Idraulico
1.9 DDiS	D19AA	1910	88 120	06.06 →	92-08-836 (3 pcs) 98-08-801 91-08-801	A:235 D:23 E:20 Dual-mass flywheel Volano bimassa	With Bearing Hydraulic Con Cuscinetto Idraulico
1.9 DDiS 4x4		1910	88 120	06.06 →	92-08-836 (3 pcs) 98-08-801 91-08-801	A:235 D:23 E:20 Dual-mass flywheel Volano bimassa	With Bearing Hydraulic Con Cuscinetto Idraulico
2.0 DDiS	D20AA	1956	99 135	07.09 →	92-08-836 (3 pcs) 98-08-801	A:235 D:23 E:20	With Bearing Hydraulic Con Cuscinetto Idraulico
2.0 DDiS 4x4	D20AA	1956	99 135	07.09 →	92-08-836 (3 pcs) 98-08-801	A:235 D:23 E:20	With Bearing Hydraulic Con Cuscinetto Idraulico

VITARA (ET, TA)

1.6 (ET)	G16A	1589	60 82	07.88 → 12.91	92-08-808 (3 pcs)	A:200 D:22 E:20	
1.6 (TA)	G16A	1589	59 80	07.88 → 03.98	92-08-808 (3 pcs)	A:200 D:22 E:20	
1.6 16V (ET)	G16B	1589	71 97	07.90 → 03.98	92-08-825 (3 pcs)	A:215 D:22 E:20	



92 Clutch Kit



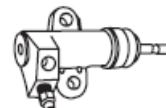
91 Flywheel



98 Clutch Kit + Flywheel



95 Master Cylinder



85 Slave Cylinder

		CC	KW HP			92 Clutch Kit/ Kit frizione 91 Flywheel/ Volano 98 Clutch Kit + Flywheel	95 Master Cylinder/ Cilindro maestro 85 Slave Cylinder/ Cilindro secondario
--	--	-----------	------------------	--	--	---	--

VITARA (ET, TA)

1.9 D (ET)	XUD9A	1905	50 68	01.95 → 03.98	92-08-890 (3 pcs) 92-08-839 (3 pcs)	A:200 D:23 E:20 A:215 D:22 E:26	04.96→04.98 5MT	
1.9 D (ET)	XUD9SD	1905	55 75	08.96 → 03.98	92-08-890 (3 pcs) 92-08-839 (3 pcs)	A:200 D:23 E:20 A:215 D:22 E:26	→04.98 5MT	
2.0 16V (ET)	J20A	1995	97 132	12.96 → 03.98	92-08-823 (3 pcs) 92-08-823X	A:225 D:22 E:20		95-08-899
2.0 TD (ET)	RF	1998	52 71	12.94 → 03.98	92-08-823 (3 pcs) 92-08-823X 98-08-803 91-08-802	A:225 D:22 E:20	03.96→	95-08-899
2.0 TD Intercooler (ET)	RF	1998	64 87	12.95 → 03.98	92-08-823 (3 pcs) 92-08-823X 98-08-803 91-08-802	A:225 D:22 E:20	03.96→	95-08-899
2.0 V6 24V (ET)	H 20 A	1998	100 136	12.94 → 03.98	92-08-823 (3 pcs) 92-08-823X	A:225 D:22 E:20		95-08-899
2.5 V6 24V (FT)	H 25 A	2493	118 160	12.95 → 03.98	92-08-845 (3 pcs)	A:225 D:30 E:21		

WAGON R+ (EM)

1.0	K10A	996	48 65	02.98 → 05.00	92-08-826 (3 pcs)	A:180 D:20 E:18		
1.2	K12A	1171	51 69	02.98 → 05.00	92-08-826 (3 pcs)	A:180 D:20 E:18		
1.2 4WD		1171	51 69	02.98 → 05.00	92-08-826 (3 pcs)	A:180 D:20 E:18		

WAGON R+ (MM)

1.3	G13BB	1298	56 76	05.00 →	92-08-827 (3 pcs)	A:190 D:19 E:18		
-----	-------	------	----------	---------	-----------------------------	-----------------------	--	--

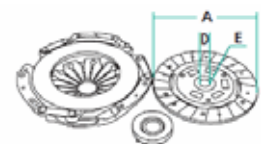
A = Disc diameter
D = Disc centring diameter
E = N. of disc teeth

A = Scheibendurchmesser
D = Zentrierdurchmesser Scheibe
E = Zahnzahl Scheibe

A = Diámetro disco
D = Diámetro centrage disco
E = Nº dientes disco

A = Diamètre du disque
D = Diamètre centrage du disque
E = Nbre de dents du disque

A = Diametro disco
D = Diametro centraggio disco
E = Nº denti disco





SUZUKI

		CC	KW HP			92 Clutch Kit/ Kit frizione 91 Flywheel/ Volano 98 Clutch Kit + Flywheel	95 Master Cylinder/ Cilindro maestro 85 Slave Cylinder/ Cilindro secondario
--	--	-----------	------------------	--	--	---	--

WAGON R+ (MM)

1.3	M13A	1328	69 94	09.03 →	92-08-827 (3 pcs)	A:190 D:19 E:18	
1.3 4WD		1298	56 76	10.01 →	92-08-827 (3 pcs)	A:190 D:19 E:18	
1.3 DDiS	Z13DT	1248	51 70	09.03 →	92-08-837 (3 pcs)	A:215 D:19 E:14	

X-90 (EL)

1.6 i 16V	G16B	1590	71 97	09.95 →	92-08-825 (3 pcs)	A:215 D:22 E:20	
1.6 i 16V 4x4	G16B	1590	71 97	09.95 →	92-08-825 (3 pcs)	A:215 D:22 E:20	



92 Clutch Kit



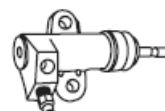
91 Flywheel



98 Clutch Kit + Flywheel



95 Master Cylinder



85 Slave Cylinder

NEW CODES - NEUE CODES - NOUVEAUX CODES - NUEVOS CODIGOS - NUOVI CODICI

TATA (TELCO)



		CC	KW HP			92 Clutch Kit/ Kit frizione 91 Flywheel/ Volano 98 Clutch Kit + Flywheel	95 Master Cylinder/ Cilindro maestro 85 Slave Cylinder/ Cilindro secondario
--	--	-----------	------------------	--	--	---	--

2000 D

2.0 D						92-00-003 (3 pcs) A:225 D:29 E:10	85-00-003 95-00-003
-------	--	--	--	--	--	--	--------------------------------------

2000 TD

2.0 TD						92-00-003 (3 pcs) A:225 D:29 E:10	85-00-004 95-00-004
--------	--	--	--	--	--	--	--------------------------------------

INDICA

1.4 D	475 DL	1405	39 53	10.98 →		92-00-007 (3 pcs) A:190 D:20 E:18	
1.4 i	475 Si	1405	55 75	10.98 →		92-00-001 (3 pcs) A:190 D:20 E:18	01.02→

INDIGO

1.4		1405	62 85	01.03 →		92-00-006 (3 pcs) A:190 D:20 E:18	
1.4 D		1405	46 62	01.03 →		92-00-008 (3 pcs) A:200 D:20 E:18	

INDIGO MARINA

1.4		1405	62 85	01.03 →		92-00-006 (3 pcs) A:190 D:20 E:18	
1.4 D		1405	46 62	01.03 →		92-00-008 (3 pcs) A:200 D:20 E:18	

SAFARI

1.9 D	483 DL	1948	66 90	04.00 →		92-00-005 (3 pcs) A:225 D:29 E:10	
2.0 16V	483 PL	1948	101 137	06.99 →		92-00-005 (3 pcs) A:225 D:29 E:10	
2.0 TD 4X4 (403.001)				02.01 →		92-00-005 (3 pcs) A:225 D:29 E:10	

XENON

2.2 DiCOR		179	103 140	01.09 →		92-00-019 (3 pcs) A:240 D:26 E:23	
2.2 DiCOR 4x4		179	103 140	01.09 →		92-00-019 (3 pcs) A:240 D:26 E:23	

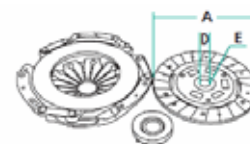
A = Disc diameter
 D = Disc centring diameter
 E = N. of disc teeth

A = Scheibendurchmesser
 D = Zentrierdurchmesser Scheibe
 E = Zahnzahl Scheibe

A = Diámetro disco
 D = Diámetro centrage disco
 E = N° dientes disco

A = Diamètre du disque
 D = Diamètre centrage du disque
 E = Nbre de dents du disque

A = Diametro disco
 D = Diametro centraggio disco
 E = N° denti disco





		CC	KW HP			92 Clutch Kit/ Kit frizione 91 Flywheel/ Volano 98 Clutch Kit + Flywheel	95 Master Cylinder/ Cilindro maestro 85 Slave Cylinder/ Cilindro secondario
--	--	-----------	------------------	--	--	---	--

1000 / COPAIN (KP30_)

1.0	2K	993	33 45	04.69 →	92-02-201 (3 pcs)	A:180 D:21,5 E:19	
-----	----	-----	----------	---------	-----------------------------	-------------------------	--

4 RUNNER (_ N130)

2.4 TD 4x4	2L-T	2446	66 90	08.89 → 11.95	92-02-2030 (3 pcs)	A:225 D:29,6 E:21	01.92→
					92-02-296 (3 pcs)	A:225 D:29 E:21	
2.7 i 4x4	3RZ-FE	2694	112 152	11.95 → 03.96	92-02-2005 (3 pcs)	A:250 D:29 E:21	85-02-240
3.0 Turbo-D (KZN 130)	1KZ-T	2982	92 125	10.93 → 03.96	92-02-2032 (3 pcs)	A:260 D:29,5 E:21	85-02-241 95-02-285
					92-02-2032X		
3.0 V6 (VZN 130)	3VZ-E	2959	105 143	07.90 → 11.95	92-02-275 (3 pcs)	A:235 D:29 E:21	85-02-240 95-02-285

AURIS

1.33 Dual-VVTi	1NR-FE	1329	74 101	05.09 →	92-02-2105 (3 pcs)	A:200 D:24 E:21	With Bearing Hydraulic Con Cuscinetto Idraulico	
1.4 D-4D	1ND-TV	1364	66 90	03.07 →	92-02-2070 (3 pcs)	A:210 D:24 E:21	Semi-automatic Gearbox Cambio Robotizzato	85-02-207 MT5
					92-02-2098 (3 pcs)	A:210 D:24 E:21		
1.4 VVTi	4ZZ-FE	1398	71 97	03.07 →	92-02-2097 (3 pcs)	A:200 D:24 E:21		85-02-208 06.07→
1.6	1ZR-FAE	1598	97 132	05.09 →	92-02-2114 (3 pcs)	A:215 D:24 E:21	With Bearing Hydraulic Con Cuscinetto Idraulico Japan	
1.6 VVTi	1ZR-FE	1598	91 124	03.07 →	92-02-2097 (3 pcs)	A:200 D:24 E:21		85-02-208 06.07→
2.0 D-4D	1AD-FTV	1998	93 126	03.07 →	92-02-2092 (3 pcs)	A:235 D:29 E:21		85-02-208 85-02-211
2.2 D	2AD-FHV	2231	130 177	03.07 →	92-02-2092 (3 pcs)	A:235 D:29 E:21		85-02-211

AVENSIS

2.0 D	1AD-FTV	1998	93 126	02.09 →	92-02-2107 (3 pcs)	A:250 D:29 E:21		85-02-211
2.2 D	2AD-FHV	2231	130 177	02.09 →	92-02-2107 (3 pcs)	A:250 D:29 E:21		85-02-211



92 Clutch Kit




91 Flywheel



98 Clutch Kit + Flywheel



95 Master Cylinder



85 Slave Cylinder

		CC	KW HP			92 Clutch Kit/ Kit frizione 91 Flywheel/ Volano 98 Clutch Kit + Flywheel	95 Master Cylinder/ Cilindro maestro 85 Slave Cylinder/ Cilindro secondario
--	--	-----------	------------------	--	--	---	--

AVENSIS

2.2 D-CAT		2231	130 177	05.09 →	92-02-2107 (3 pcs)	A:250 D:29 E:21	
------------------	--	------	------------	---------	------------------------------	-----------------------	--

AVENSIS (T25)

1.6 VVT-i	3ZZ-FE	1598	81 110	04.03 →	92-02-2087 (3 pcs)	A:210 D:24 E:21	95-02-240
1.6 VVT-i	3ZZ-FE	1598	81 110	04.03 →	92-02-2087 (3 pcs)	A:210 D:24 E:21	95-02-240
1.8	1ZZ-FE	1794	95 129	04.03 →	92-02-2088 (3 pcs)	A:210 D:24 E:21	
1.8	1ZZ-FE	1794	95 129	04.03 →	92-02-2088 (3 pcs)	A:210 D:24 E:21	
2.0	1AZ-FSE	1998	108 147	04.03 →	92-02-2099 (3 pcs)	A:225 D:29 E:21	85-02-204 95-02-240
2.0	1AZ-FSE	1998	108 147	04.03 →	92-02-2099 (3 pcs)	A:225 D:29 E:21	85-02-204 95-02-240
2.0 D-4D	1AD-FTV	1998	93 126	03.06 →	92-02-2089 (3 pcs) 92-02-2081 (3 pcs)	A:225 D:29 E:21 A:235 D:29 E:21	85-02-211
2.0 D-4D	1CD-FTV	1995	85 116	04.03 →	92-02-2089 (3 pcs) 98-02-201 91-02-201	A:225 D:29 E:21 Dual-mass flywheel Volano bimassa	85-02-245 95-02-240
2.0 D-4D	1AD-FTV	1998	93 126	03.06 →	92-02-2089 (3 pcs)	A:225 D:29 E:21	85-02-211
2.0 D-4D	1CD-FTV	1995	85 116	04.03 →	92-02-2089 (3 pcs) 98-02-201 91-02-201	A:225 D:29 E:21 Dual-mass flywheel Volano bimassa	85-02-245 95-02-240
2.2 D-4D	2AD-FTV	2231	110 150	10.05 →	92-02-2092 (3 pcs)	A:235 D:29 E:21	85-02-211
2.2 D-4D	2AD-FTV	2231	110 150	10.05 →	92-02-2092 (3 pcs)	A:235 D:29 E:21	85-02-211
2.2 D-CAT	2AD-FHV	2231	130 177	07.05 →	92-02-2092 (3 pcs)	A:235 D:29 E:21	85-02-211

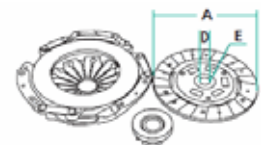
A = Disc diameter
D = Disc centring diameter
E = N. of disc teeth

A = Scheibendurchmesser
D = Zentrierdurchmesser Scheibe
E = Zähnezahl Scheibe

A = Diámetro disco
D = Diámetro centrage disco
E = Nº dientes disco

A = Diamètre du disque
D = Diamètre centrage du disque
E = Nbre de dents du disque

A = Diametro disco
D = Diametro centraggio disco
E = N° denti disco





		CC	KW HP			92 Clutch Kit/ Kit frizione 91 Flywheel/ Volano 98 Clutch Kit + Flywheel	95 Master Cylinder/ Cilindro maestro 85 Slave Cylinder/ Cilindro secondario
--	--	-----------	------------------	--	--	---	--

AVENSIS (T25)

2.2 D-CAT	2AD-FHV	2231	130 177	07.05 →	92-02-2092 (3 pcs)	A:235 D:29 E:21	85-02-211
-----------	---------	------	------------	---------	------------------------------	-----------------------	------------------

AVENSIS (T27)

2.2 D		2231	110 150	02.09 →	92-02-2107 (3 pcs)	A:250 D:29 E:21	85-02-211
2.2 D	2AD-FHV	2231	130 177	02.09 →	92-02-2107 (3 pcs)	A:250 D:29 E:21	85-02-211
2.2 D	2AD-FHV 2AD-FTV	2231	110 150	02.09 →	92-02-2107 (3 pcs)	A:250 D:29 E:21	85-02-211

AVENSIS (T22_)

1.6 (AT220_)	4A-FE	1587	81 110	09.97 → 10.00	92-02-2013 (3 pcs)	A:210 D:24 E:21	85-02-243 95-02-240
1.6 (AT220_)	4A-FE	1587	74 101	09.97 → 10.00	92-02-2013 (3 pcs)	A:210 D:24 E:21	85-02-243 95-02-240
1.6 VVT-i	3ZZ-FE	1598	81 110	10.00 → 02.03	92-02-2087 (3 pcs)	A:210 D:24 E:21	95-02-240
1.8 (AT221_)	7A-FE	1762	81 110	09.97 → 10.00	92-02-2013 (3 pcs)	A:210 D:24 E:21	85-02-243 95-02-240
1.8 VVT-i	1ZZ-FE	1794	95 129	10.00 → 02.03	92-02-2088 (3 pcs)	A:210 D:24 E:21	95-02-240
2.0 (ST220_)	3S-FE	1998	94 128	09.97 → 10.00	92-02-2057 (3 pcs)	A:225 D:27,6 E:20	01.98→ 85-02-240 95-02-240
2.0 D-4D (CDT220_)	1CD-FTV	1995	81 110	10.99 → 02.03	92-02-2014A (3 pcs) 92-02-2014 (3 pcs) 92-02-2014M (3 pcs) 98-02-200M 98-02-200A 98-02-200 91-02-200	For engine with Dual-mass flywheel Per Motori con volano bimassa For engine with Dual-mass flywheel Per Motori con volano bimassa For engine with Single-mass flywheel Per motori volano monomassa Dual-mass flywheel Volano bimassa	85-02-244 95-02-240
2.0 TD (CT220_)	2C-TE	1975	66 90	09.97 → 02.03	92-02-2056 (3 pcs)	A:225 D:27 E:20	85-02-244 95-02-240



92 Clutch Kit




91 Flywheel



98 Clutch Kit + Flywheel



95 Master Cylinder



85 Slave Cylinder

		CC	KW HP			92 Clutch Kit/ Kit frizione 91 Flywheel/ Volano 98 Clutch Kit + Flywheel	95 Master Cylinder/ Cilindro maestro 85 Slave Cylinder/ Cilindro secondario
--	--	-----------	------------------	--	--	---	--

AVENSIS (_T22_)

2.0 VVT-i	1AZ-FSE	1998	110 150	10.00 → 02.03	92-02-2057 (3 pcs)	A:225 D:27,6 E:20	85-02-204 95-02-240
-----------	---------	------	------------	---------------	------------------------------	-------------------------	--------------------------------------

AVENSIS VERSO

2.0 D-4D	1CD-FTV	1995	85 116	08.01 →	92-02-2014M (3 pcs)	A:235 D:30 E:21	For engine with Single-mass flywheel Per motori volano monomassa	85-02-245
2.0 VVT-i	1AZ-FE	1998	110 150	08.01 →	92-02-2079 (3 pcs)	A:235 D:29,5 E:21	Single-mass flywheel Volano monomassa	85-02-204

AYGO

1.0	1KR-FE	998	50 68	07.05 →	92-02-2108 (3 pcs)	A:200 D:22 E:19	Semi-automatic Gearbox Cambio Robotizzato	
1.4 HDi	2WZ-TV	1398	40 54	07.05 →	92-02-2096 (3 pcs)	A:200 D:22 E:19		

CAMRY (V1)

1.8	1S-L	1832	66 90	02.83 → 10.86	92-02-212 (3 pcs)	A:225 D:27 E:20		85-02-230 95-02-227
1.8 Turbo-D	1C-TL	1840	54 73	11.83 → 01.88	92-02-213 (3 pcs)	A:225 D:28 E:20		85-02-230 95-02-227
2.0	2S-ELC 2S-E	1995	73 99	04.86 → 01.88	92-02-213 (3 pcs)	A:225 D:28 E:20		85-02-230 95-02-227
2.0 GLI	2S-EL	1995	79 107	03.83 → 10.86	92-02-214 (3 pcs)	A:225 D:26,7 E:20	06.84 →	85-02-230 95-02-227
2.0 GLI 4x4	3S-FE	1998	88 120	10.87 → 07.88	92-02-2015 (3 pcs)	A:235 D:28,6 E:21		

CAMRY (_V10)

2.2 (SXV10)	5S-FE	2164	100 136	03.92 → 07.96	92-02-277 (3 pcs)	A:225 D:26,7 E:20		85-02-246 95-02-227
3.0 (VCV10)	3VZ-FE	2959	138 188	03.92 → 07.96	92-02-258 (3 pcs)	A:235 D:29 E:21		95-02-227

CAMRY (_V1_)

2.2 (SXV10)	5S-FE	2164	100 136	06.91 → 08.96	92-02-277 (3 pcs)	A:225 D:26,7 E:20		85-02-246 95-02-227
-------------	-------	------	------------	---------------	-----------------------------	-------------------------	--	--------------------------------------

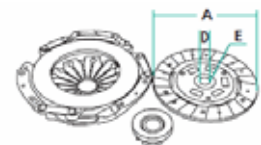
A = Disc diameter
 D = Disc centring diameter
 E = N. of disc teeth

A = Scheibendurchmesser
 D = Zentrierdurchmesser Scheibe
 E = Zahnzahl Scheibe

A = Diámetro disco
 D = Diámetro centrage disco
 E = Nº dientes disco

A = Diamètre du disque
 D = Diamètre centrage du disque
 E = Nbre de dents du disque

A = Diametro disco
 D = Diametro centraggio disco
 E = Nº denti disco





TOYOTA

		CC	KW HP			92 Clutch Kit/ Kit frizione 91 Flywheel/ Volano 98 Clutch Kit + Flywheel	95 Master Cylinder/ Cilindro maestro 85 Slave Cylinder/ Cilindro secondario
--	--	-----------	------------------	--	--	---	--

CAMRY (_V1_)

3.0 (VCV10)	3VZ-FE	2959	138 188	06.91 → 08.96	92-02-258 (3 pcs)	A:235 D:29 E:21	95-02-227
-------------	--------	------	------------	---------------	-----------------------------	-----------------------	------------------

CAMRY (_V20)

2.2 (SXV20_)	5S-FE	2164	96 131	08.96 → 11.01	92-02-277 (3 pcs)	A:225 D:26,7 E:20	85-02-246 95-02-241
--------------	-------	------	-----------	---------------	-----------------------------	-------------------------	--------------------------------------

CAMRY (_V2_)

1.8 i (SV20_)	1S-L	1832	66 90	10.86 → 08.88	92-02-212 (3 pcs)	A:225 D:27 E:20	85-02-297 95-02-227
---------------	------	------	----------	---------------	-----------------------------	-----------------------	--------------------------------------

2.0 (SV21_, SV25_)	3S-FE	1998	94 128	11.86 → 05.91	92-02-213 (3 pcs)	A:225 D:28 E:20	85-02-297 95-02-227
--------------------	-------	------	-----------	---------------	-----------------------------	-----------------------	--------------------------------------

2.0 4x4	3S-FE	1998	94 128	08.88 → 05.91	92-02-2015 (3 pcs)	A:235 D:28,6 E:21	85-02-230 95-02-227
---------	-------	------	-----------	---------------	------------------------------	-------------------------	--------------------------------------

2.0 Gli 16V (SV21_, SV25_)	3S-FE	1998	89 121	11.86 → 05.91	92-02-213 (3 pcs)	A:225 D:28 E:20	→04.90 85-02-297 95-02-227
					92-02-277 (3 pcs)	A:225 D:26,7 E:20	05.90→

2.0 GLi 4x4	3S-FE	1998	88 120	10.87 → 07.88	92-02-2015 (3 pcs)	A:235 D:28,6 E:21	
-------------	-------	------	-----------	---------------	------------------------------	-------------------------	--

2.0 Turbo-D (CV20_)	2C-T	1975	63 86	11.88 → 05.91	92-02-213 (3 pcs)	A:225 D:28 E:20	85-02-297 95-02-227
---------------------	------	------	----------	---------------	-----------------------------	-----------------------	--------------------------------------

2.0 Turbo-D (CV20_)	2C-T	1975	62 84	11.86 → 05.91	92-02-213 (3 pcs)	A:225 D:28 E:20	85-02-297 95-02-227 08.88→
---------------------	------	------	----------	---------------	-----------------------------	-----------------------	---

2.5 V6 GXI (VZV21_)	2VZ-FE	2508	118 160	02.88 → 05.91	92-02-2015 (3 pcs)	A:235 D:28,6 E:21	85-02-297 95-02-227
---------------------	--------	------	------------	---------------	------------------------------	-------------------------	--------------------------------------

CAMRY (_V30)

2.4 VVT-i	2AZ-FE	2362	112 152	11.01 →	92-02-2084 (3 pcs)	A:235 D:29,5 E:21	95-02-242
-----------	--------	------	------------	---------	------------------------------	-------------------------	------------------

3.0 V6	1MZ-FE	2995	137 186	11.01 →	92-02-2084 (3 pcs)	A:235 D:29,5 E:21	85-02-204
--------	--------	------	------------	---------	------------------------------	-------------------------	------------------

CARINA (TA1_)

1.6	2T	1588	55 75	02.76 → 03.78	92-02-211 (3 pcs)	A:190 D:24 E:21	08.77→ 85-02-201 95-02-203
-----	----	------	----------	---------------	-----------------------------	-----------------------	--

1.6	2TB	1588	63 86	10.75 → 03.78	92-02-211 (3 pcs)	A:190 D:24 E:21	85-02-201 95-02-203
-----	-----	------	----------	---------------	-----------------------------	-----------------------	--------------------------------------

CARINA (TA4K, TA6K)

1.6 (TA4K)	2T	1588	54 73	03.81 → 01.82	92-02-210 (3 pcs)	A:190 D:24 E:21	85-02-202 95-02-215
------------	----	------	----------	---------------	-----------------------------	-----------------------	--------------------------------------



92 Clutch Kit




91 Flywheel



98 Clutch Kit + Flywheel



95 Master Cylinder



85 Slave Cylinder

NEW CODES - NEUE CODES - NOUVEAUX CODES - NUEVOS CODIGOS - NUOVI CODICI

		CC	KW HP			92 Clutch Kit/ Kit frizione 91 Flywheel/ Volano 98 Clutch Kit + Flywheel	95 Master Cylinder/ Cilindro maestro 85 Slave Cylinder/ Cilindro secondario
--	--	-----------	------------------	--	--	---	--

CARINA (TA4K, TA6K)

1.6 (TA4K, TA60LG)	2T	1588	55 75	04.78 → 09.83	92-02-211 (3 pcs)	A:190 D:24 E:21	85-02-200 95-02-206
1.8 D	1C	1840	48 65	04.82 → 09.83	92-02-217 (3 pcs)	A:210 D:29 E:21	85-02-235 95-02-231

CARINA (TA4L, TA6_L)

1.6 (TA4L, TA60L)	2T	1588	55 75	01.78 → 09.83	92-02-210 (3 pcs)	A:190 D:24 E:21	06.81→	85-02-200 95-02-206
					92-02-211 (3 pcs)	A:190 D:24 E:21	→08.81	
1.8	3T-C 3T	1770	57 78	01.78 → 05.83	92-02-217 (3 pcs)	A:210 D:29 E:21		85-02-202 95-02-231 08.80→
1.8 D	1C	1840	48 65	04.82 → 09.83	92-02-217 (3 pcs)	A:210 D:29 E:21		85-02-235 95-02-231

CARINA E (_T19_)

1.6 (AT190)	4A-FE	1587	73 99	12.93 → 09.97	92-02-248 (3 pcs)	A:210 D:24 E:21	Great Britain	85-02-298 95-02-273
					92-02-274 (3 pcs)	A:210 D:24 E:21		
1.6 (AT190)	4A-FE	1587	85 116	12.93 → 09.97	92-02-248 (3 pcs)	A:210 D:24 E:21	Great Britain	85-02-298 95-02-273
					92-02-274 (3 pcs)	A:210 D:24 E:21		
1.6 16V	4A-FE	1587	78 106	10.95 → 09.97	92-02-2013 (3 pcs)	A:210 D:24 E:21		85-02-298 95-02-273
1.6 GLI (AT190)	4A-FE	1587	79 107	04.92 → 09.97	92-02-248 (3 pcs)	A:210 D:24 E:21		85-02-298 95-02-273
					92-02-274 (3 pcs)	A:210 D:24 E:21		
1.8 (AT191)	7A-FE	1762	79 107	01.95 → 09.97	92-02-274 (3 pcs)	A:210 D:24 E:21		85-02-298 95-02-273
1.8 GL	7A-FE	1762	92 125	10.94 → 09.97	92-02-274 (3 pcs)	A:210 D:24 E:21		
2.0 D (CT190)	2C	1975	54 73	04.92 → 01.96	92-02-2056 (3 pcs)	A:225 D:27 E:20	Great Britain	
					92-02-267 (3 pcs)	A:210 D:26,6 E:20		

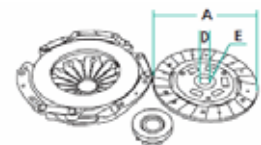
A = Disc diameter
D = Disc centring diameter
E = N. of disc teeth

A = Scheibendurchmesser
D = Zentrierdurchmesser Scheibe
E = Zähnezahl Scheibe

A = Diámetro disco
D = Diámetro centrage disco
E = N° dientes disco

A = Diamètre du disque
D = Diamètre centrage du disque
E = Nbre de dents du disque

A = Diametro disco
D = Diametro centraggio disco
E = N° denti disco





		CC	KW HP			92 Clutch Kit/ Kit frizione 91 Flywheel/ Volano 98 Clutch Kit + Flywheel	95 Master Cylinder/ Cilindro maestro 85 Slave Cylinder/ Cilindro secondario
--	--	-----------	------------------	--	--	---	--

CARINA E (_ T19_)

2.0 GLI (ST191)	3S-FE	1998	98 133	04.92 → 09.97	92-02-2016 (3 pcs) 92-02-277 (3 pcs)	A:225 D:26,7 E:20 A:225 D:26,7 E:20	Great Britain	85-02-297 95-02-273
2.0 GTi (ST191)	3S-GE	1998	116 158	04.92 → 02.94	92-02-277 (3 pcs)	A:225 D:26,7 E:20		85-02-297 95-02-273
2.0 GTi 16V (ST191_)	3S-GE	1998	129 175	03.94 → 09.97	92-02-2017 (3 pcs)	A:225 D:29 E:21		85-02-297 95-02-273
2.0 i (ST191)	3S-FE	1998	93 126	12.93 → 09.97	92-02-2016 (3 pcs) 92-02-277 (3 pcs)	A:225 D:26,7 E:20 A:225 D:26,7 E:20	Great Britain	85-02-297 95-02-273
2.0 TD (CT190)	2C-T	1975	61 83	01.96 → 09.97	92-02-2061 (3 pcs)	A:225 D:27,7 E:20		85-02-243 95-02-240

CARINA II (_ T15_)

1.6 (AT151)	4A-L	1588	63 86	10.86 → 11.87	92-02-208 (3 pcs)	A:200 D:24 E:21		85-02-293 95-02-237
1.6 (AT151)	4A-L	1588	62 84	10.83 → 11.87	92-02-208 (3 pcs)	A:200 D:24 E:21		85-02-293 95-02-237
1.6 (AT151)	4A-LC	1587	55 75	10.83 → 11.87	92-02-208 (3 pcs)	A:200 D:24 E:21		85-02-293 95-02-237
1.8 GLI (ST150)	1S-L	1832	74 101	10.83 → 11.87	92-02-212 (3 pcs)	A:225 D:27 E:20	05.84→	85-02-230 95-02-237
2.0 D	2C-L	1974	50 68	02.84 → 05.88	92-02-209 (3 pcs)	A:210 D:26,6 E:20		85-02-230
2.0 D (CT150)	2C-L	1974	51 69	12.85 → 11.87	92-02-209 (3 pcs)	A:210 D:26,6 E:20		85-02-230

CARINA II (_ T17_)

1.6 (AT171)	4A-FE	1587	75 102	12.87 → 03.92	92-02-208 (3 pcs) 92-02-248 (3 pcs)	A:200 D:24 E:21 A:210 D:24 E:21	→11.89 12.89→	85-02-298 95-02-231
1.6 (AT171)	4A-FE	1587	72 98	12.87 → 03.92	92-02-208 (3 pcs) 92-02-248 (3 pcs)	A:200 D:24 E:21 A:210 D:24 E:21	→11.89 12.89→	85-02-298 95-02-231



92 Clutch Kit




91 Flywheel



98 Clutch Kit + Flywheel



95 Master Cylinder



85 Slave Cylinder

		CC	KW HP			92 Clutch Kit/ Kit frizione 91 Flywheel/ Volano 98 Clutch Kit + Flywheel	95 Master Cylinder/ Cilindro maestro 85 Slave Cylinder/ Cilindro secondario
--	--	-----------	------------------	--	--	---	--

CARINA II (T17)

1.6 (AT171)	4A-F	1587	66 90	12.87 → 11.89	92-02-208 (3 pcs)	A:200 D:24 E:21	→11.89	85-02-298 95-02-231
2.0 D	2C-L	1974	54 73	03.88 → 06.93	92-02-209 (3 pcs)	A:210 D:26,6 E:20		85-02-230 95-02-236
2.0 GLi	3S-FE	1998	94 128	12.87 → 03.92	92-02-277 (3 pcs)	A:225 D:26,7 E:20		
2.0 GLi (ST171)	3S-FE	1998	89 121	12.87 → 03.92	92-02-2018 (3 pcs)	A:225 D:27 E:20		85-02-297 95-02-231

CELICA (RA6)

1.6	4A-GE	1587	91 124	12.83 → 10.86	92-02-239 (3 pcs)	A:200 D:24 E:21		
2.0	18R-G	1968	88 120	01.82 → 10.86	92-02-241 (3 pcs)	A:225 D:29 E:21		85-02-200
2.0	21R-U	1972	77 105	01.82 → 10.86	92-02-218 (3 pcs)	A:225 D:29,5 E:21	→07.83	85-02-200
					92-02-242 (3 pcs)	A:225 D:28,6 E:21	08.83→	

CELICA (ST16_)

1.6	4A-L	1588	63 86	04.86 → 02.90	92-02-208 (3 pcs)	A:200 D:24 E:21		85-02-293 95-02-296
1.6 GT 16V	4A-GEL	1587	91 124	04.86 → 08.89	92-02-208 (3 pcs)	A:200 D:24 E:21		85-02-293 95-02-296
2.0	3S-GEL	1998	110 150	01.87 → 08.90	92-02-2018 (3 pcs)	A:225 D:27 E:20		85-02-297 95-02-296

CELICA (T16)

1.6	4A-L	1588	63 86	04.86 → 02.90	92-02-208 (3 pcs)	A:200 D:24 E:21		85-02-293 95-02-296
1.6 GT	4A-GELC	1587	85 116	08.87 → 08.89	92-02-208 (3 pcs)	A:200 D:24 E:21		85-02-293 95-02-296
1.6 GT 16V	4A-GEL	1587	91 124	09.85 → 08.89	92-02-208 (3 pcs)	A:200 D:24 E:21		85-02-293 95-02-296
2.0 GT	3S-GEL	1998	110 150	08.85 → 08.89	92-02-2018 (3 pcs)	A:225 D:27 E:20		85-02-297 95-02-296
							08.87→	
2.0 GT	3S-GELC	1998	103 140	09.85 → 08.89	92-02-2018 (3 pcs)	A:225 D:27 E:20		85-02-297 95-02-296

CELICA (T16F)

A = Disc diameter

D = Disc centring diameter

E = N. of disc teeth

A = Scheibendurchmesser

D = Zentrierdurchmesser Scheibe

E = Zahnzahl Scheibe

A = Diámetro disco

D = Diámetro centrage disco

E = Nº dientes disco

A = Diamètre du disque

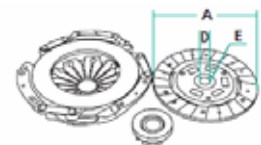
D = Diamètre centrage du disque

E = Nbre de dents du disque

A = Diametro disco

D = Diametro centraggio disco

E = Nº denti disco





		CC	KW HP			92 Clutch Kit/ Kit frizione 91 Flywheel/ Volano 98 Clutch Kit + Flywheel	95 Master Cylinder/ Cilindro maestro 85 Slave Cylinder/ Cilindro secondario
--	--	-----------	------------------	--	--	---	--

CELICA (T16F)

2.0	3S-GEL 3S-GELC	1998	103 140	08.87 → 08.89	92-02-2018 (3 pcs)	A:225 D:27 E:20	85-02-230
2.0 Turbo 4x4	3S-GTE	1998	136 185	03.88 → 08.90	92-02-224 (3 pcs)	A:235 D:29 E:21	85-02-297 95-02-295

CELICA (TA2)

1.6 GT (TA2, TA22)	2T-G	1588	79 107	12.74 → 03.78	92-02-246 (3 pcs)	A:190 D:24 E:21	
1.6 LT (TA2)	2T	1588	55 75	02.76 → 03.78	92-02-246 (3 pcs)	A:190 D:24 E:21	85-02-202 95-02-203
1.6 LT (TA22)		1577	58 79	05.73 → 03.78	92-02-246 (3 pcs)	A:190 D:24 E:21	85-02-209 95-02-208
1.6 ST (TA2, TA22)	2TB	1588	63 86	05.73 → 03.78	92-02-246 (3 pcs)	A:190 D:24 E:21	85-02-202 95-02-203
2.0	18R	1968	63 86	10.75 → 07.77	92-02-261 (3 pcs)	A:225 D:28,7 E:21	85-02-202 95-02-215

CELICA (TA4C, TA60)

1.6 GT (TA4C)		1588	81 110	04.80 → 02.82	92-02-210 (3 pcs)	A:190 D:24 E:21	85-02-202 95-02-215
1.6 GT (TA4C)	2T-G	1588	80 109	04.78 → 02.82	92-02-211 (3 pcs)	A:190 D:24 E:21	85-02-202 95-02-215
1.6 LT (TA4C)	2TB	1588	55 75	02.79 → 07.83	92-02-210 (3 pcs)	A:190 D:24 E:21	85-02-202 95-02-215
1.6 ST (TA4C, TA60)	4A-L 2TB	1588	63 86	08.77 → 08.85	92-02-211 (3 pcs)	A:190 D:24 E:21	85-02-202 95-02-215
1.6 ST (TA60)	2T	1588	66 90	02.79 → 08.83	92-02-210 (3 pcs)	A:190 D:24 E:21	08.81→ 85-02-202 08.81→ 95-02-215 08.81→

CELICA (TA60, RA40, RA6_)

1.6 ST (TA60)	2T	1588	66 90	02.79 → 08.83	92-02-210 (3 pcs)	A:190 D:24 E:21	08.81→ 85-02-202 08.81→ 95-02-215 08.81→
1.6 ST (TA60)	2TB	1588	63 86	08.77 → 08.85	92-02-210 (3 pcs) 92-02-211 (3 pcs)	A:190 D:24 E:21 A:190 D:24 E:21	08.80→ 85-02-202 95-02-215 →08.80
2.0 XT (RA40)	18R	1968	65 88	01.80 → 12.82	92-02-261 (3 pcs)	A:225 D:28,7 E:21	85-02-200
2.0 XT (RA40)	18R	1968	66 90	02.79 → 07.85	92-02-261 (3 pcs)	A:225 D:28,7 E:21	85-02-200 95-02-215



92 Clutch Kit



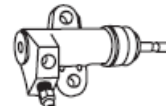
91 Flywheel



98 Clutch Kit + Flywheel



95 Master Cylinder



85 Slave Cylinder

		CC	KW HP			92 Clutch Kit/ Kit frizione 91 Flywheel/ Volano 98 Clutch Kit + Flywheel	95 Master Cylinder/ Cilindro maestro 85 Slave Cylinder/ Cilindro secondario
--	--	-----------	------------------	--	--	---	--

CELICA (TA60, RA40, RA6_)

2.0 XT (RA61)	21R-C	1972	77 105	02.82 → 08.85	92-02-242 (3 pcs) 92-02-218 (3 pcs)	A:225 D:28,6 E:21 A:225 D:29,5 E:21	08.83→ →07.83	85-02-200
---------------	-------	------	-----------	---------------	--	--	----------------------	------------------

CELICA (ZZT23_)

1.8 16V TS (ZZT231_)	2ZZ-GE	1796	141 192	11.99 →	92-02-2020 (3 pcs) 92-02-2050 (3 pcs)	A:210 D:24 E:21 A:210 D:24 E:21	→07.00 08.00→	95-02-242
1.8 16V VT-i (ZZT230_)	1ZZ-FE	1794	105 143	11.99 →	92-02-2020 (3 pcs) 92-02-2050 (3 pcs)	A:210 D:24 E:21 A:210 D:24 E:21	→07.00 08.00→	95-02-242

CELICA (_T16_)

2.0 GT (ST162)	3S-GEL	1998	110 150	10.86 → 08.90	92-02-2018 (3 pcs)	A:225 D:27 E:20		85-02-297 95-02-296
2.0 GT (ST162)	3S-GELC	1998	103 140	10.86 → 08.90	92-02-2018 (3 pcs)	A:225 D:27 E:20		85-02-297 95-02-296

CELICA (_T18_)

1.6 STi (AT180)	4A-FE	1587	77 105	10.89 → 01.94	92-02-248 (3 pcs) 92-02-274 (3 pcs)	A:210 D:24 E:21 A:210 D:24 E:21	03.90→05.91 05.91→	85-02-243 95-02-295
2.0 GTi (ST182)	3S-GE	1998	115 156	10.89 → 01.94	92-02-277 (3 pcs)	A:225 D:26,7 E:20	05.90→	95-02-295
2.0 GTi (ST182)	3S-GE	1998	115 156	05.91 → 01.94	92-02-277 (3 pcs)	A:225 D:26,7 E:20		85-02-297 95-02-295
2.0 Turbo 4WD (ST185)	3S-GTE	1998	153 208	10.89 → 01.94	92-02-258 (3 pcs)	A:235 D:29 E:21	03.90→08.91	85-02-283 95-02-295
2.0 Turbo 4WD (ST185)	3S-GTE	1998	150 204	10.89 → 01.94	92-02-258 (3 pcs)	A:235 D:29 E:21	03.90→08.91	85-02-283 95-02-295

CELICA (_T20_)

1.8 i 16V (AT200/ST)	7A-FE	1762	85 116	11.93 → 11.99	92-02-290 (3 pcs)	A:210 D:24 E:21		85-02-243 95-02-295
2.0 i 16V	3S-GE	1998	125 170	04.96 → 11.99	92-02-277 (3 pcs)	A:225 D:26,7 E:20		85-02-297 95-02-295

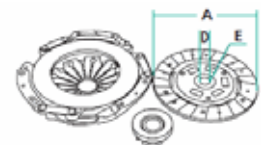
A = Disc diameter
D = Disc centring diameter
E = N. of disc teeth

A = Scheibendurchmesser
D = Zentrierdurchmesser Scheibe
E = Zahnzahl Scheibe

A = Diámetro disco
D = Diámetro centrage disco
E = N° dientes disco

A = Diamètre du disque
D = Diamètre centrage du disque
E = Nbre de dents du disque

A = Diametro disco
D = Diametro centraggio disco
E = N° denti disco





		CC	KW HP			92 Clutch Kit/ Kit frizione 91 Flywheel/ Volano 98 Clutch Kit + Flywheel	95 Master Cylinder/ Cilindro maestro 85 Slave Cylinder/ Cilindro secondario
--	--	-----------	------------------	--	--	---	--

CELICA (_ T20 _)

2.0 i 16V	3S-GE	1998	125 170	04.96 → 11.99	92-02-277 (3 pcs)	A:225 D:26,7 E:20	85-02-297 95-02-295
2.0 i 16V (ST202/GT)	3S-GE	1998	129 175	11.93 → 11.99	92-02-277 (3 pcs)	A:225 D:26,7 E:20	11.93→03.94 85-02-297 95-02-295
2.0 i Turbo 4WD (ST205)	3S-GTE	1998	178 242	02.94 → 11.99	92-02-258 (3 pcs)	A:235 D:29 E:21	85-02-283 95-02-295

CELICA SUPRA (MA61)

2.8 i	5M-GE	2759	125 170	05.82 → 10.86	92-02-262 (3 pcs)	A:235 D:29 E:21	08.83→ 85-02-234 95-02-221
-------	-------	------	------------	---------------	-----------------------------	-----------------------	--

COASTER

4.1 D		4104	100 136	11.03 →	92-02-2005 (3 pcs)	A:250 D:29 E:21	01.93→
-------	--	------	------------	---------	------------------------------	-----------------------	--------

COROLLA

1.5				01.86 →	92-02-228 (3 pcs)	A:200 D:24 E:21	01.90→
					92-02-274 (3 pcs)	A:210 D:24 E:21	06.91→

COROLLA (AE86)

1.6 16V	4A-GEC	1587	85 115	12.85 → 04.87	92-02-247 (3 pcs)	A:200 D:24 E:21	85-02-296 95-02-294
1.6 GT 16V (AE86)	4A-GE	1587	91 124	08.83 → 07.87	92-02-247 (3 pcs)	A:200 D:24 E:21	85-02-296 95-02-294
1.6 SR 16V	4A-C	1587	57 78	05.83 → 04.87	92-02-247 (3 pcs)	A:200 D:24 E:21	85-02-296 95-02-294

COROLLA (KE)

1.2 (KE20, KE25)	3K-B 3K-C 3K-H	1166	43 58	10.72 → 06.77	92-02-201 (3 pcs)	A:180 D:21,5 E:19	85-02-201
1.2 (KE20, KE25, KE30)	3K-B 3K-C 3K-H	1166	40 54	08.74 → 12.80	92-02-201 (3 pcs)	A:180 D:21,5 E:19	85-02-201
1.2 (KE35)	3K-B 3K-C 3K-H	1166	40 54	07.75 → 01.80	92-02-201 (3 pcs)	A:180 D:21,5 E:19	85-02-201
1.2 (KE36)	3K-B 3K-C 3K-H	1166	40 54	07.75 → 01.80	92-02-201 (3 pcs)	A:180 D:21,5 E:19	85-02-201

COROLLA (KE, TE)

1.2	3K-B 3K-C 3K-H	1166	40 54	09.76 → 01.80	92-02-201 (3 pcs)	A:180 D:21,5 E:19	85-02-201
-----	----------------------	------	----------	---------------	-----------------------------	-------------------------	------------------



92 Clutch Kit




91 Flywheel



98 Clutch Kit + Flywheel



95 Master Cylinder



85 Slave Cylinder

		CC	KW HP			92 Clutch Kit/ Kit frizione 91 Flywheel/ Volano 98 Clutch Kit + Flywheel	95 Master Cylinder/ Cilindro maestro 85 Slave Cylinder/ Cilindro secondario
--	--	-----------	------------------	--	--	---	--

COROLLA (KE, TE)

1.6	2TB	1588	62 84	09.76 → 01.80	92-02-211 (3 pcs)	A:190 D:24 E:21	08.77→	85-02-201 95-02-201
1.6	2T	1588	54 73	09.76 → 01.80	92-02-211 (3 pcs)	A:190 D:24 E:21	08.77→	85-02-201 95-02-201

COROLLA (_E10_)

1.3 12V (EE100_)	2E	1296	53 72	07.92 → 05.95	92-02-228 (3 pcs)	A:200 D:24 E:21		85-02-247 95-02-209
1.3 12V (EE100_)	2E	1296	53 72	07.92 → 04.97	92-02-228 (3 pcs)	A:200 D:24 E:21		85-02-247 95-02-209
1.3 XLI (EE101_)	4E-FE	1332	55 75	09.95 → 04.97	92-02-208 (3 pcs)	A:200 D:24 E:21		85-02-247 95-02-209
1.3 XLI (EE101_)	4E-FE	1332	55 75	09.95 → 04.97	92-02-208 (3 pcs)	A:200 D:24 E:21		85-02-238
1.3 XLI 16V (EE101)	4E-FE	1332	65 88	07.92 → 09.95	92-02-228 (3 pcs)	A:200 D:24 E:21		85-02-247 95-02-244
1.3 XLI 16V (EE101)	4E-FE	1332	65 88	07.92 → 09.95	92-02-228 (3 pcs)	A:200 D:24 E:21		85-02-247 95-02-209
1.6 Si (AE101_)	4A-FE	1587	84 114	07.92 → 04.97	92-02-290 (3 pcs)	A:210 D:24 E:21		85-02-298 95-02-272
1.6 Si (AE101_)	4A-FE	1587	84 114	09.95 → 04.97	92-02-2058 (3 pcs)	A:225 D:29 E:21		85-02-243 95-02-209
1.8 GT (AE102_)	7A-FE	1762	86 117	11.92 → 05.95	92-02-274 (3 pcs)	A:210 D:24 E:21		95-02-244
1.8 GT (AE102_)	7A-FE	1762	86 117	11.92 → 05.95	92-02-274 (3 pcs)	A:210 D:24 E:21		
2.0 D (CE100_)	2C	1975	53 72	07.92 → 04.97	92-02-267 (3 pcs)	A:210 D:26,6 E:20		85-02-245 95-02-244
2.0 D (CE100_)	2C	1975	53 72	07.92 → 04.97	92-02-267 (3 pcs)	A:210 D:26,6 E:20		85-02-245 95-02-244

COROLLA (_E11_)

1.3 16V			63	01.97 → 12.00	92-02-228 (3 pcs)	A:200 D:24 E:21		95-02-244
1.4 (EE111_)	4E-FE	1332	63 86	04.97 → 02.00	92-02-208 (3 pcs) 92-02-2065 (3 pcs)	A:200 D:24 E:21 A:200 D:24 E:21		85-02-295 95-02-244

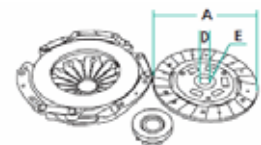
A = Disc diameter
D = Disc centring diameter
E = N. of disc teeth

A = Scheibendurchmesser
D = Zentrierdurchmesser Scheibe
E = Zahnzahl Scheibe

A = Diámetro disco
D = Diámetro centraje disco
E = Nº dientes disco

A = Diamètre du disque
D = Diamètre centrage du disque
E = Nbre de dents du disque

A = Diametro disco
D = Diametro centraggio disco
E = N° denti disco





		CC	KW HP			92 Clutch Kit/ Kit frizione 91 Flywheel/ Volano 98 Clutch Kit + Flywheel	95 Master Cylinder/ Cilindro maestro 85 Slave Cylinder/ Cilindro secondario
--	--	-----------	------------------	--	--	---	--

COROLLA (_ E11_)

1.4 (ZZE111_)	4ZZ-FE	1398	71 97	02.00 → 01.02	92-02-2065 (3 pcs)	A:200 D:24 E:21		95-02-244
1.6 (AE111_)	4A-FE	1587	81 110	04.97 → 02.00	92-02-274 (3 pcs)	A:210 D:24 E:21		85-02-243 95-02-244
1.6 (ZZE112_)	3ZZ-FE	1598	81 110	02.00 → 01.02	92-02-274 (3 pcs)	A:210 D:24 E:21		95-02-244
1.6 Aut. (AE111_)	4A-FE	1587	79 107	04.97 → 02.00	92-02-274 (3 pcs)	A:210 D:24 E:21		95-02-244
1.9 D (WZE110_)	1WZ	1867	51 69	02.00 → 01.02	92-02-2113 (3 pcs)	A:215 D:20,5 E:18		85-02-243 95-02-244
2.0 D (CE110)	2C-E	1975	53 72	04.97 → 02.00	92-02-267 (3 pcs)	A:210 D:26,6 E:20		85-02-245 95-02-244
2.0 D-4D	1CD-FTV	1995	66 90	09.00 → 01.02	92-02-2081 (3 pcs)	A:235 D:29 E:21	06.01→	85-02-245 95-02-242
2.0 D-4D	1CD-FTV	1995	66 90	09.00 → 01.02	92-02-2081 (3 pcs)	A:235 D:29 E:21	06.01→	85-02-245 95-02-242

COROLLA (_ E12J_)

1.4 D	1ND-TV	1364	66 90	07.04 →	92-02-2070 (3 pcs)	A:210 D:24 E:21	Semi-automatic Gearbox Cambio Robotizzato	95-02-242
1.4 VVT-i	4ZZ-FE	1398	71 97	01.02 →	92-02-2090 (3 pcs)	A:200 D:24 E:21		95-02-242
1.6 VVT-i	3ZZ-FE	1598	81 110	01.02 →	92-02-2013 (3 pcs) 92-02-2045 (3 pcs)	A:210 D:24 E:21 A:200 D:24 E:21	01.04→ →11.03	95-02-242
2.0 D-4D	1CD-FTV	1995	66 90	01.02 →	92-02-2081 (3 pcs) 92-02-2089 (3 pcs)	A:235 D:29 E:21 A:225 D:29 E:21	02.04→	85-02-245 95-02-242
2.0 D-4D	1CD-FTV	1995	85 116	04.04 →	92-02-2089 (3 pcs)	A:225 D:29 E:21		85-02-245 95-02-242

COROLLA (_ E12U_)

1.4 D	1ND-TV	1364	66 90	07.04 →	92-02-2070 (3 pcs)	A:210 D:24 E:21	Semi-automatic Gearbox Cambio Robotizzato	85-02-207 95-02-242
1.4 VVT-i	4ZZ-FE	1398	71 97	01.02 →	92-02-2090 (3 pcs)	A:200 D:24 E:21		95-02-242



92 Clutch Kit




91 Flywheel



98 Clutch Kit + Flywheel



95 Master Cylinder



85 Slave Cylinder

		CC	KW HP			92 Clutch Kit/ Kit frizione 91 Flywheel/ Volano 98 Clutch Kit + Flywheel	95 Master Cylinder/ Cilindro maestro 85 Slave Cylinder/ Cilindro secondario
--	--	-----------	------------------	--	--	---	--

COROLLA (_E12U_)

1.6 VVT-i	3ZZ-FE	1598	81 110	01.02 →	92-02-2045 (3 pcs) 92-02-2013 (3 pcs)	A:200 D:24 E:21 A:210 D:24 E:21	→11.03 01.04→	95-02-242
1.8 VVTL-i TS	2ZZ-GE	1796	141 192	01.02 →	92-02-2050 (3 pcs)	A:210 D:24 E:21		95-02-242
2.0 D-4D	1CD-FTV	1995	85 116	05.03 →	92-02-2081 (3 pcs)	A:235 D:29 E:21	→01.04	85-02-245 95-02-242
2.0 D-4D	1CD-FTV	1995	81 110	01.02 →	92-02-2089 (3 pcs) 92-02-2081 (3 pcs) 98-02-203 91-02-203	A:225 D:29 E:21 A:235 D:29 E:21	02.04→ →01.04	85-02-245 95-02-242
2.0 D-4D	1CD-FTV	1995	66 90	01.02 →	92-02-2081 (3 pcs) 92-02-2089 (3 pcs) 98-02-203 91-02-203	A:235 D:29 E:21 A:225 D:29 E:21	→01.04 02.04→	85-02-245 95-02-242

COROLLA (_E12_)

1.4 D	1ND-TV	1364	66 90	07.04 →	92-02-2070 (3 pcs)	A:210 D:24 E:21	Semi-automatic Gearbox Cambio Robotizzato	85-02-207 95-02-242
1.4 VVT-i	4ZZ-FE	1398	71 97	08.02 →	92-02-2090 (3 pcs)	A:200 D:24 E:21		95-02-242
1.6		1598	91 124	11.06 →	92-02-2097 (3 pcs)	A:200 D:24 E:21		
1.6 VVT-i	3ZZ-FE	1598	81 110	08.02 →	92-02-2045 (3 pcs) 92-02-2013 (3 pcs)	A:200 D:24 E:21 A:210 D:24 E:21	→11.03 01.04→	95-02-242
2.0 D-4D	1CD-FTV	1995	66 90	08.02 →	92-02-2081 (3 pcs) 92-02-2089 (3 pcs)	A:235 D:29 E:21 A:225 D:29 E:21	02.04→	85-02-245 95-02-242

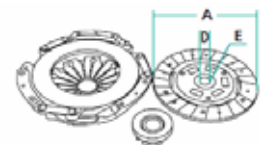
A = Disc diameter
D = Disc centring diameter
E = N. of disc teeth

A = Scheibendurchmesser
D = Zentrierdurchmesser Scheibe
E = Zahnzahl Scheibe

A = Diámetro disco
D = Diámetro centraje disco
E = Nº dientes disco

A = Diamètre du disque
D = Diamètre centrage du disque
E = Nbre de dents du disque

A = Diametro disco
D = Diametro centraggio disco
E = Nº denti disco





		CC	KW HP			92 Clutch Kit/ Kit frizione 91 Flywheel/ Volano 98 Clutch Kit + Flywheel	95 Master Cylinder/ Cilindro maestro 85 Slave Cylinder/ Cilindro secondario
--	--	-----------	------------------	--	--	---	--

COROLLA (_E12_)

2.0 D4d	1CD-FTV	1995	85 116	06.04 →	92-02-2089 (3 pcs)	A:225 D:29 E:21	85-02-230
---------	---------	------	-----------	---------	------------------------------	-----------------------	------------------

COROLLA (_E7_)

1.3 (KE70)	4K	1290	48 65	02.82 → 05.83	92-02-202 (3 pcs)	A:180 D:21,5 E:19	
1.3 (KE70)	4K	1290	44 60	09.79 → 01.82	92-02-201 (3 pcs)	A:180 D:21,5 E:19	
1.6 (TE71)	2TB	1588	63 86	09.79 → 05.83	92-02-210 (3 pcs)	A:190 D:24 E:21	07.80→ 85-02-200 95-02-200
					92-02-211 (3 pcs)	A:190 D:24 E:21	→07.80
1.6 (TE71)	2T	1588	55 75	09.79 → 05.83	92-02-210 (3 pcs)	A:190 D:24 E:21	07.80→ 85-02-200 95-02-200
					92-02-211 (3 pcs)	A:190 D:24 E:21	→07.80
1.6 (TE71)	2T	1588	54 73	09.79 → 05.83	92-02-210 (3 pcs)	A:190 D:24 E:21	07.80→ 85-02-200 95-02-200
					92-02-211 (3 pcs)	A:190 D:24 E:21	→07.80
1.6 GT (TE71)	2T-G	1588	81 110	05.80 → 09.83	92-02-239 (3 pcs)	A:200 D:24 E:21	85-02-200 95-02-200
1.8 (TE72)	3T-C	1770	57 78	09.79 → 05.82	92-02-239 (3 pcs)	A:200 D:24 E:21	85-02-200
1.8 D (CE70)	1C	1839	48 65	01.83 → 09.83	92-02-217 (3 pcs)	A:210 D:29 E:21	85-02-235

COROLLA (_E8_)

1.3	2E	1295	60 82	08.83 → 04.87	92-02-227 (3 pcs)	A:190 D:24 E:21	
1.3 (AE80)	2A-L	1296	51 69	06.83 → 09.84	92-02-227 (3 pcs)	A:190 D:24 E:21	85-02-293 95-02-231
1.3 (EE80)	2E-LC 2E-L	1296	55 75	01.85 → 08.87	92-02-227 (3 pcs)	A:190 D:24 E:21	08.86→ 85-02-238 95-02-231
1.6	4A-L	1587	63 86	07.85 → 05.88	92-02-208 (3 pcs)	A:200 D:24 E:21	85-02-293 95-02-231
1.6 (AE82)	4A-LC	1587	54 73	08.85 → 08.87	92-02-208 (3 pcs)	A:200 D:24 E:21	85-02-293 95-02-231



92 Clutch Kit




91 Flywheel



98 Clutch Kit + Flywheel



95 Master Cylinder



85 Slave Cylinder

		CC	KW HP			92 Clutch Kit/ Kit frizione 91 Flywheel/ Volano 98 Clutch Kit + Flywheel	95 Master Cylinder/ Cilindro maestro 85 Slave Cylinder/ Cilindro secondario
--	--	-----------	------------------	--	--	---	--

COROLLA (_E8_)

1.6 (AE82)	4A-L	1588	62 84	06.83 → 08.87	92-02-208 (3 pcs)	A:200 D:24 E:21	85-02-293 95-02-231
1.8 D	1C	1839	43 58	06.83 → 05.88	92-02-209 (3 pcs)	A:210 D:26,6 E:20	85-02-230 95-02-236
1.8 D (CE80)	1C-L	1839	47 64	06.83 → 08.87	92-02-209 (3 pcs)	A:210 D:26,6 E:20	85-02-230 95-02-236

COROLLA (_E9_)

1.3 i (EE90)	2E 2E-E	1296	55 75	08.87 → 12.92	92-02-227 (3 pcs)	A:190 D:24 E:21	→06.89 85-02-238 95-02-291
					92-02-228 (3 pcs)	A:200 D:24 E:21	06.89→
1.6 (AE92)	4A-F	1587	66 90	08.87 → 12.89	92-02-208 (3 pcs)	A:200 D:24 E:21	85-02-298 95-02-291
1.6 GL 4x4	4A-F	1587	70 95	10.87 → 08.90	92-02-264 (3 pcs)	A:225 D:29 E:21	
1.6 i	4A-FE	1587	77 105	11.89 → 06.93	92-02-208 (3 pcs)	A:200 D:24 E:21	85-02-298 95-02-292
1.6 i 4WD	4A-FE	1587	77 105	10.87 → 08.90	92-02-264 (3 pcs)	A:225 D:29 E:21	02.88→
1.8 D	1C	1840	49 67	11.89 → 06.93	92-02-209 (3 pcs)	A:210 D:26,6 E:20	85-02-230 95-02-272
1.8 D	1C	1840	47 64	07.87 → 06.93	92-02-209 (3 pcs)	A:210 D:26,6 E:20	85-02-230 95-02-291

COROLLA FX (E8B)

1.3	2E-L	1295	55 75	08.85 → 08.87	92-02-207 (3 pcs)	A:190 D:24 E:21	85-02-295 95-02-231
1.3	2E	1295	60 82	10.84 → 04.87	92-02-227 (3 pcs)	A:190 D:24 E:21	
1.6	4A-LC	1587	54 73	01.87 → 09.87	92-02-208 (3 pcs)	A:200 D:24 E:21	85-02-293 95-02-294
1.6	4A-C	1587	55 75	08.84 → 08.87	92-02-208 (3 pcs)	A:200 D:24 E:21	85-02-293 95-02-294
1.6 GT 16V	4A-GEL	1587	89 121	08.85 → 08.87	92-02-208 (3 pcs)	A:200 D:24 E:21	85-02-293 95-02-294
1.8 D	1C	1839	43 58	01.85 → 05.88	92-02-209 (3 pcs)	A:210 D:26,6 E:20	85-02-230

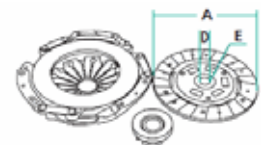
A = Disc diameter
D = Disc centring diameter
E = N. of disc teeth

A = Scheibendurchmesser
D = Zentrierdurchmesser Scheibe
E = Zahnzahl Scheibe

A = Diámetro disco
D = Diámetro centrage disco
E = Nº dientes disco

A = Diamètre du disque
D = Diamètre centrage du disque
E = Nbre de dents du disque

A = Diametro disco
D = Diametro centraggio disco
E = Nº denti disco





		CC	KW HP			92 Clutch Kit/ Kit frizione 91 Flywheel/ Volano 98 Clutch Kit + Flywheel	95 Master Cylinder/ Cilindro maestro 85 Slave Cylinder/ Cilindro secondario
--	--	-----------	------------------	--	--	---	--

COROLLA FX (E8B)

1.8 D	1C-L	1839	47 64	08.85 → 08.87	92-02-209 (3 pcs)	A:210 D:26,6 E:20	85-02-230 95-02-236
-------	------	------	----------	---------------	-----------------------------	-------------------------	--------------------------------------

COROLLA MPV

2.2 D-4D	2AD-FTV	2231	100 136	10.05 →	92-02-2092 (3 pcs)	A:235 D:29 E:21	85-02-211
----------	---------	------	------------	---------	------------------------------	-----------------------	------------------

COROLLA Verso

1.6	3ZZ-FE	1598	81 110	04.04 →	92-02-2087 (3 pcs)	A:210 D:24 E:21	95-02-240
-----	--------	------	-----------	---------	------------------------------	-----------------------	------------------

1.8	1ZZ-FE	1794	95 129	04.04 →	92-02-2088 (3 pcs)	A:210 D:24 E:21	95-02-240
-----	--------	------	-----------	---------	------------------------------	-----------------------	------------------

2.0 D-4D	1CD-FTV	1995	85 116	04.04 →	92-02-2089 (3 pcs) 91-02-201	A:225 D:29 E:21 Dual-mass flywheel Volano bimassa	85-02-245 95-02-242
----------	---------	------	-----------	---------	--	---	--------------------------------------

2.2 D-4D	2AD-FHV	2231	130 177	10.05 →	92-02-2092 (3 pcs)	A:235 D:29 E:21	85-02-211
----------	---------	------	------------	---------	------------------------------	-----------------------	------------------

COROLLA Verso (_E12J_)

1.4 VVT-i	4ZZ-FE	1398	71 97	01.02 → 05.04	92-02-2013 (3 pcs)	A:210 D:24 E:21	95-02-242
-----------	--------	------	----------	---------------	------------------------------	-----------------------	------------------

1.6 VVT-i	3ZZ-FE	1598	81 110	01.02 → 05.04	92-02-2088 (3 pcs) 98-02-206 91-02-205	A:210 D:24 E:21 Single-mass flywheel Volano monomassa	95-02-242
-----------	--------	------	-----------	---------------	--	---	------------------

1.8 VVT-i	1ZZ-FE	1794	99 135	01.02 → 05.04	92-02-2088 (3 pcs) 98-02-206 91-02-205	A:210 D:24 E:21 Single-mass flywheel Volano monomassa	95-02-242
-----------	--------	------	-----------	---------------	--	---	------------------

2.0 D-4D	1CD-FTV	1995	66 90	01.02 → 05.04	92-02-2081 (3 pcs)	A:235 D:29 E:21	85-02-245 95-02-242
----------	---------	------	----------	---------------	------------------------------	-----------------------	--------------------------------------

CORONA

1.8	7A-FE	1762	79 107	02.92 → 09.97	92-02-2013 (3 pcs)	A:210 D:24 E:21	
-----	-------	------	-----------	---------------	------------------------------	-----------------------	--

CORONA (RT118)

1.6		1588	49 67	02.72 → 07.73	92-02-250 (3 pcs)	A:200 D:29,5 E:21	
-----	--	------	----------	---------------	-----------------------------	-------------------------	--

1.8		1808	63 86	11.73 → 08.75	92-02-250 (3 pcs)	A:200 D:29,5 E:21	
-----	--	------	----------	---------------	-----------------------------	-------------------------	--



92 Clutch Kit




91 Flywheel



98 Clutch Kit + Flywheel



95 Master Cylinder



85 Slave Cylinder

		CC	KW HP			92 Clutch Kit/ Kit frizione 91 Flywheel/ Volano 98 Clutch Kit + Flywheel	95 Master Cylinder/ Cilindro maestro 85 Slave Cylinder/ Cilindro secondario
--	--	-----------	------------------	--	--	---	--

CORONA (RT118)

2.0	18R	1968	65 88	09.75 → 05.79	92-02-261 (3 pcs)	A:225 D:28,7 E:21	85-02-216 95-02-204
-----	-----	------	----------	---------------	-----------------------------	-------------------------	--------------------------------------

CORONA (RX, RT)

1.8 (TT1)	3T	1770	63 86	06.79 → 01.81	92-02-217 (3 pcs)	A:210 D:29 E:21	85-02-205 95-02-209
-----------	----	------	----------	---------------	-----------------------------	-----------------------	--------------------------------------

2.0 (RT104)	18R	1968	65 88	01.76 → 05.79	92-02-233 (3 pcs)	A:225 D:28,7 E:21	09.78→ 85-02-216 95-02-204
					92-02-261 (3 pcs)	A:225 D:28,7 E:21	

CORONA (TT)

1.8	3T	1770	63 86	06.79 → 07.81	92-02-217 (3 pcs)	A:210 D:29 E:21	85-02-205 95-02-209
-----	----	------	----------	---------------	-----------------------------	-----------------------	--------------------------------------

CRESSIDA (RX3_)

2.0 (RX30)	18R	1968	66 90	07.77 → 07.81	92-02-261 (3 pcs)	A:225 D:28,7 E:21	85-02-206 95-02-210
------------	-----	------	----------	---------------	-----------------------------	-------------------------	--------------------------------------

CRESSIDA (_X6_)

2.0		1988	125 170	10.88 → 09.91	92-02-252 (3 pcs)	A:225 D:29 E:21	95-02-210
-----	--	------	------------	---------------	-----------------------------	-----------------------	------------------

2.0 (RX60)	21R 21R-C	1972	77 105	05.81 → 03.85	92-02-252 (3 pcs)	A:225 D:29 E:21	85-02-200 95-02-210
------------	--------------	------	-----------	---------------	-----------------------------	-----------------------	--------------------------------------

2.0 GLi		1988	110 150	08.82 → 09.92	92-02-2115 (3 pcs)	A:225 D:28 E:21	
---------	--	------	------------	---------------	------------------------------	-----------------------	--

2.0 GLI	1G-E	1988	80 109	11.82 → 12.84	92-02-218 (3 pcs)	A:225 D:29,5 E:21	85-02-200 95-02-210
---------	------	------	-----------	---------------	-----------------------------	-------------------------	--------------------------------------

2.2 D (LX60)	L	2173	49 67	09.80 → 07.84	92-02-215 (3 pcs)	A:225 D:29 E:21	
--------------	---	------	----------	---------------	-----------------------------	-----------------------	--

2.4 D			63	08.84 →	92-02-249 (3 pcs)	A:225 D:29,5 E:21	→09.92 85-02-292 95-02-236
					92-02-289 (3 pcs)	A:225 D:28,5 E:21	10.92→

2.4 TD	2L-T	2446	66 90	05.85 → 09.88	92-02-279 (3 pcs)	A:225 D:29 E:21	85-02-292 95-02-236
					92-02-2115 (3 pcs)	A:225 D:28 E:21	→12.86

2.8	5M-E	2759	106 144	05.85 → 09.88	92-02-262 (3 pcs)	A:235 D:29 E:21	85-02-234 95-02-210
-----	------	------	------------	---------------	-----------------------------	-----------------------	--------------------------------------

CROWN (_S1_)

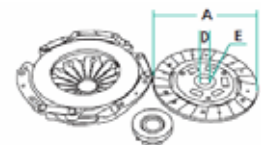
A = Disc diameter
 D = Disc centring diameter
 E = N. of disc teeth

A = Scheibendurchmesser
 D = Zentrierdurchmesser Scheibe
 E = Zähnezahl Scheibe

A = Diámetro disco
 D = Diámetro centrage disco
 E = N° dientes disco

A = Diamètre du disque
 D = Diamètre centrage du disque
 E = Nbre de dents du disque

A = Diametro disco
 D = Diametro centraggio disco
 E = N° denti disco





		CC	KW HP			92 Clutch Kit/ Kit frizione 91 Flywheel/ Volano 98 Clutch Kit + Flywheel	95 Master Cylinder/ Cilindro maestro 85 Slave Cylinder/ Cilindro secondario
--	--	-----------	------------------	--	--	---	--

CROWN (_S1_)

2.0		2000		01.85 →	92-02-2051 (3 pcs)	A:225 D:29 E:21	85-02-219 95-02-212
2.0 (5R)		2000		01.75 → 12.84	92-02-261 (3 pcs)	A:225 D:28,7 E:21	85-02-206 01.80→ 95-02-212 01.80→
2.2 D (LS110_)	L	2188	53 72	04.80 → 07.83	92-02-215 (3 pcs)	A:225 D:29 E:21	85-02-210 95-02-212
2.8 i Super Saloon (S12)	5M-GE	2759	125 170	02.84 → 03.85	92-02-2008 (3 pcs)	A:225 D:28,6 E:21	85-02-234
2.8 SI (MS112)	5M 5M-E	2759	107 146	04.80 → 07.83	92-02-252 (3 pcs)	A:225 D:29 E:21	85-02-206 95-02-212

DYNA

2.0		1997	72 98	08.77 → 08.84	92-02-262 (3 pcs)	A:235 D:29 E:21	
2.0	3Y	1998	79 107	09.84 → 08.87	92-02-262 (3 pcs)	A:235 D:29 E:21	85-02-234
2.4 D	2J	2449	55 75	09.84 → 08.87	92-02-252 (3 pcs)	A:225 D:29 E:21	08.85→ 85-02-219
2.5 D4d	2KD-FTV	2494	75 102	08.01 →	92-02-2116 (3 pcs)	A:235 D:29 E:21	
2.5 D4d	2KD-FTV	2494	65 88	08.01 →	92-02-2116 (3 pcs)	A:235 D:29 E:21	
3.0 D4d	1KD-FTV	2982	80 109	09.06 →	92-02-2112 (3 pcs)	A:260 D:29 E:21	
3.4 D		3431	66 90	09.84 → 08.87	92-02-254 (3 pcs)	A:260 D:29 E:21	09.85→
3.4 D		3431	66 90	08.77 → 08.87	92-02-254 (3 pcs)	A:260 D:29 E:21	09.85→

DYNA (3L)

2.8 D (LY60/61)		8	60	01.88 → 12.94	92-02-296 (3 pcs)	A:225 D:29 E:21	
					92-02-287 (3 pcs)	A:235 D:28,5 E:21	08.89→

DYNA (3Y)

2.0 (YY61)			65	01.87 → 12.94	92-02-2000 (3 pcs)	A:225 D:29 E:21	
------------	--	--	----	---------------	------------------------------	-----------------------	--



92 Clutch Kit




91 Flywheel



98 Clutch Kit + Flywheel



95 Master Cylinder



85 Slave Cylinder

		CC	KW HP			92 Clutch Kit/ Kit frizione 91 Flywheel/ Volano 98 Clutch Kit + Flywheel	95 Master Cylinder/ Cilindro maestro 85 Slave Cylinder/ Cilindro secondario
--	--	-----------	------------------	--	--	---	--

DYNA 100 (2Y)

1.8 (Y81)			58	10.80 → 04.95	92-02-242 (3 pcs) 92-02-255 (3 pcs)	A:225 D:28,6 E:21 A:235 D:29 E:21	08.85→ →07.85	85-02-219
2.4 D (LH80-LH81)			69	08.87 → 04.95	92-02-218 (3 pcs)	A:225 D:29,5 E:21		

DYNA 150

3.4 D (LY61)			85	09.88 → 04.95	92-02-2053 (3 pcs)	A:260 D:29,5 E:21		
----------------	--	--	----	---------------	------------------------------	-------------------------	--	--

DYNA 150 (3L / 5L)

2.0	3Y	1998	79 107	08.85 → 08.88	92-02-279 (3 pcs)	A:225 D:29 E:21		85-02-240
-----	----	------	-----------	---------------	-----------------------------	-----------------------	--	------------------

DYNA 150 (LY_)

2.8 D		2779	61 83	05.95 → 08.98	92-02-2070 (3 pcs)	A:210 D:24 E:21		95-02-245
-------	--	------	----------	---------------	------------------------------	-----------------------	--	------------------

DYNA 200

3.7 D				08.88 → 09.92	92-02-281 (3 pcs)	A:275 D:29 E:21		
-------	--	--	--	---------------	-----------------------------	-----------------------	--	--

DYNA D (3B)

3.0 D (BU)				08.80 →	92-02-254 (3 pcs) 92-02-2053 (3 pcs)	A:260 D:29 E:21 A:260 D:29,5 E:21	→12.85 08.87→	
------------	--	--	--	---------	---	--	----------------------	--

HIACE I (_H_)

1.6	12R	1587	49 67	01.79 → 12.84	92-02-217 (3 pcs)	A:210 D:29 E:21		85-02-216
1.6 (RH20-30)	12R	1587	49 67	02.77 → 03.83	92-02-216 (3 pcs)	A:210 D:29 E:21		85-02-216 95-02-214
2.0 (RH25-32)	18R	1968	65 88	07.77 → 03.83	92-02-261 (3 pcs) 92-02-241 (3 pcs)	A:225 D:28,7 E:21 A:225 D:29 E:21		85-02-216 95-02-214
2.2 D (LH20-30)	L	2173	46 63	01.79 → 03.83	92-02-217 (3 pcs) 92-02-252 (3 pcs)	A:210 D:29 E:21 A:225 D:29 E:21	→11.80 12.80→	85-02-213 95-02-214

HIACE II (H5_)

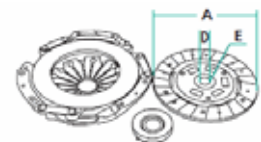
A = Disc diameter
D = Disc centring diameter
E = N. of disc teeth

A = Scheibendurchmesser
D = Zentrierdurchmesser Scheibe
E = Zähnezahl Scheibe

A = Diámetro disco
D = Diámetro centrage disco
E = N° dientes disco

A = Diamètre du disque
D = Diamètre centrage du disque
E = Nbre de dents du disque

A = Diametro disco
D = Diametro centraggio disco
E = N° denti disco





		CC	KW HP			92 Clutch Kit/ Kit frizione 91 Flywheel/ Volano 98 Clutch Kit + Flywheel	95 Master Cylinder/ Cilindro maestro 85 Slave Cylinder/ Cilindro secondario
--	--	-----------	------------------	--	--	---	--

HIACE II (H5_)

1.8 (H5G)	2Y	1812	58 79	03.83 → 11.89	92-02-2022 (3 pcs) 92-02-2023 (3 pcs)	A:225 D:28,8 E:21 A:225 D:28,8 E:21	08.87→07.88 08.88→	85-02-219 95-02-214
2.2 D (H5G)	L	2173	49 67	03.83 → 11.89	92-02-252 (3 pcs)	A:225 D:29 E:21		85-02-288 95-02-284
2.4 D (H5G)	2L	2446	55 75	08.84 → 08.89	92-02-252 (3 pcs) 92-02-272 (3 pcs)	A:225 D:29 E:21 A:225 D:28,8 E:21	→12.87 01.88→	85-02-234 85-02-287 95-02-283 95-02-284
2.4 D 4WD (H5F)	2L	2446	54 73	01.87 → 01.88	92-02-296 (3 pcs)	A:225 D:29 E:21	08.87→	

HIACE III (_H10_)

2.0 (RZH102)	1RZ	1998	74 101	08.89 → 08.95	92-02-256 (3 pcs)	A:225 D:28,5 E:21		85-02-286 95-02-282
2.4 (RZH103)	2RZ-E	2438	88 120	08.89 → 08.95	92-02-2024 (3 pcs)	A:235 D:28,5 E:21	08.93→	85-02-286 95-02-283
2.4 4WD	2RZ-E	2438	88 120	08.89 → 08.95	92-02-2024 (3 pcs)	A:235 D:28,5 E:21		95-02-283
2.4 D	2L	2446	57 78	10.93 → 08.95	92-02-2025 (3 pcs)	A:225 D:29,6 E:21		85-02-287 95-02-283
2.4 D (LH102)	2L	2446	55 75	08.89 → 08.95	92-02-2025 (3 pcs) 92-02-296 (3 pcs)	A:225 D:29,6 E:21 A:225 D:29 E:21	08.93→ →08.93	85-02-287 95-02-283
2.4 D 4WD	2L	2446	55 75	08.89 → 08.95	92-02-2028 (3 pcs)	A:225 D:29,6 E:21		85-02-287 95-02-283
2.8 D	3L	2779	61 83	08.89 → 08.95	92-02-2026 (3 pcs) 92-02-2029 (3 pcs)	A:225 D:29,6 E:21 A:225 D:29,5 E:21		85-02-287

HIACE IV (_H1_, _H2_)

2.0		1998	74 101	08.95 → 04.98	92-02-256 (3 pcs)	A:225 D:28,5 E:21		
2.4 (RCH12_, RCH22_)	2RZ-E	2438	85 115	08.95 → 04.98	92-02-2024 (3 pcs)	A:235 D:28,5 E:21		



92 Clutch Kit




91 Flywheel



98 Clutch Kit + Flywheel



95 Master Cylinder



85 Slave Cylinder

		CC	KW HP			92 Clutch Kit/ Kit frizione 91 Flywheel/ Volano 98 Clutch Kit + Flywheel	95 Master Cylinder/ Cilindro maestro 85 Slave Cylinder/ Cilindro secondario
--	--	-----------	------------------	--	--	---	--

HIACE IV (_H1_ , _H2_)

2.4 D	2L	2446	55 75	07.99 →	92-02-2069 (3 pcs)	A:225 D:29,6 E:21	85-02-287
2.4 D	2L	2446	58 79	08.95 →	92-02-2012 (3 pcs)	A:225 D:29 E:21	85-02-287 95-02-283
2.4 TD (LXH12_ , LXH22_)	2L-T	2446	66 90	08.95 →	92-02-2080 (3 pcs)	A:235 D:28,5 E:21	85-02-248 95-02-283
2.4 TD 4WD (H18/28)	2L-T	2446	66 90	08.95 →	92-02-2080 (3 pcs)	A:235 D:28,5 E:21	85-02-248 95-02-283
2.5 D-4D	2KD-FTV	2494	86 117	08.06 →	92-02-2112 (3 pcs) 92-02-2112X	A:260 D:29 E:21	85-02-252
2.5 D-4D	2KD-FTV	2494	75 102	11.01 →	92-02-2116 (3 pcs)	A:235 D:29 E:21	
2.5 D-4D	2KD-FTV	2494	70 95	08.06 →	92-02-2112 (3 pcs) 92-02-2112X	A:260 D:29 E:21	85-02-252
2.5 D-4D	2KD-FTV	2494	65 88	11.01 →	92-02-2116 (3 pcs)	A:235 D:29 E:21	

HILUX

2.4 TD 4x4	2L-T	2446	66 90	08.97 → 07.01	92-02-2077 (3 pcs)	A:235 D:29,5 E:21	
2.5 D	2KD-FTV	2494	88 120	12.07 →	92-02-2102 (3 pcs)	A:260 D:29 E:21	95-02-207
2.5 D 4x4	2KD-FTV	2494	75 102	08.05 →	92-02-2102 (3 pcs)	A:260 D:29 E:21	95-02-207
2.5 D 4x4	2KD-FTV	2494	88 120	12.07 →	92-02-2102 (3 pcs)	A:260 D:29 E:21	
3.0 D 4x4	1KD-FTV	2982	126 171	12.07 →			95-02-207

HILUX (_N_)

1.6	1Y		48	08.78 → 08.88	92-02-216 (3 pcs)	A:210 D:29 E:21	85-02-216 →12.83 85-02-219 01.84→ 95-02-228 01.84→ 95-02-235 →12.83
					92-02-217 (3 pcs)	A:210 D:29 E:21	09.80→07.85
					92-02-242 (3 pcs)	A:225 D:28,6 E:21	08.85→
1.8 (YN85_ , YN90_)	2Y	1812	61 83	08.88 → 07.94	92-02-2067 (3 pcs)	A:225 D:28,6 E:21	85-02-219 95-02-290

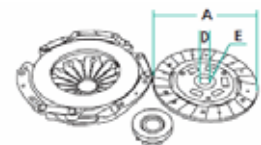
A = Disc diameter
D = Disc centring diameter
E = N. of disc teeth

A = Scheibendurchmesser
D = Zentrierdurchmesser Scheibe
E = Zahnzahl Scheibe

A = Diámetro disco
D = Diámetro centrage disco
E = Nº dientes disco

A = Diamètre du disque
D = Diamètre centrage du disque
E = Nbre de dents du disque

A = Diametro disco
D = Diametro centraggio disco
E = Nº denti disco





		CC	KW HP			92 Clutch Kit/ Kit frizione 91 Flywheel/ Volano 98 Clutch Kit + Flywheel	95 Master Cylinder/ Cilindro maestro 85 Slave Cylinder/ Cilindro secondario
--	--	-----------	------------------	--	--	---	--

HILUX (_N_)

2.0	3Y	1998	65 88	01.84 → 12.86	92-02-295 (3 pcs) 92-02-271 (3 pcs)	A:235 D:29 E:21 A:235 D:29 E:21	08.86→ →07.86	85-02-219 95-02-228 95-02-236	→12.85 01.86→
2.0 4WD	3Y	1998	65 88	08.85 → 07.88	92-02-261 (3 pcs) 92-02-233 (3 pcs)	A:225 D:28,7 E:21 A:225 D:28,7 E:21	09.80→	85-02-216 95-02-235	
2.2 4WD (YN106_, YN110_)	4Y	2237	69 94	01.87 → 12.89	92-02-265 (3 pcs)	A:235 D:28,5 E:21		85-02-219 95-02-285	
2.4 D	2L	2446	61 83	08.88 →	92-02-2068 (3 pcs)	A:225 D:29,6 E:21		85-02-234 95-02-247	
2.4 D	2L	2446	59 80	01.92 →	92-02-2070 (3 pcs)	A:210 D:24 E:21		85-02-245 95-02-247	
2.4 D	2L	2446	58 79	03.95 →	92-02-2068 (3 pcs)	A:225 D:29,6 E:21		85-02-245 95-02-247	
2.4 D	2L	2446	55 75	07.98 → 01.02	92-02-2068 (3 pcs)	A:225 D:29,6 E:21		85-02-234 95-02-247	
2.4 D 4WD	2L	2446	58 79	01.94 →	92-02-2054 (3 pcs) 92-02-2054X 92-02-287 (3 pcs)	A:235 D:29 E:21 A:235 D:28,5 E:21	01.94→	85-02-245 95-02-247	
2.4 D 4WD	2L	2446	61 83	08.88 →	92-02-296 (3 pcs) 92-02-2068 (3 pcs)	A:225 D:29 E:21 A:225 D:29,6 E:21	01.89→	85-02-234 95-02-247	
2.4 D AWD	2L	2446	55 75	01.84 → 08.88	92-02-2115 (3 pcs)	A:225 D:28 E:21			
2.4 i 4WD	22R	2383	84 114	06.89 →	92-02-2072 (3 pcs) 92-02-252 (3 pcs) 92-02-289 (3 pcs)	A:235 D:29 E:21 A:225 D:29 E:21 A:225 D:28,5 E:21	08.92→ →08.89 08.89→08.92	85-02-219 85-02-289 95-02-280	01.92→ 08.89→



92 Clutch Kit




91 Flywheel



98 Clutch Kit + Flywheel



95 Master Cylinder



85 Slave Cylinder

		CC	KW HP			92 Clutch Kit/ Kit frizione 91 Flywheel/ Volano 98 Clutch Kit + Flywheel	95 Master Cylinder/ Cilindro maestro 85 Slave Cylinder/ Cilindro secondario
--	--	-----------	------------------	--	--	---	--

HILUX (_N_)

2.4 i 4WD	22RE	2366	84 114	06.89 →	92-02-252 A:225 →08.89 (3 pcs) D:29 E:21 92-02-289 A:225 09.89→07.92 (3 pcs) D:28,5 E:21 92-02-2072 A:235 08.92→ (3 pcs) D:29 E:21	85-02-219 85-02-289 01.92→ 95-02-280
2.4 i 4WD	2RZ-FE	2438	103 140	08.97 →	92-02-2080 A:235 (3 pcs) D:28,5 E:21	
2.4 TD 4WD	2L-T	2446	66 90	08.98 → 01.02	92-02-2077 A:235 (3 pcs) D:29,5 E:21	95-02-280
2.5 D-4D	2KD-FTV	2494	65 88	11.01 →	92-02-2116 A:235 (3 pcs) D:29 E:21	95-02-248
2.5 D-4D 4WD	2KD-FTV	2494	75 102	11.01 →	92-02-2112 A:260 (3 pcs) D:29 E:21 92-02-2112X	95-02-248
2.8 D 4WD		2779	61 83	08.94 → 07.01	92-02-2070 A:210 (3 pcs) D:24 E:21	

iQ

1.33	1NR-FE	1329	72 98	01.09 →	92-02-2110 A:200 (3 pcs) D:24 E:21	
------	--------	------	----------	---------	---	--

LAND CRUISER (J12)

3.0 D-4D (KDJ120)	1KD-FTV	2982	120 163	01.03 →	92-02-2082 A:275 →08.04 (3 pcs) D:29 MT5 E:21 92-02-2119 08.04→ (3 pcs) MT6	85-02-252
3.0 D-4D (KDJ120)	1KD-FTV	2982	122 166	08.04 →	92-02-2118 A:275 (3 pcs) D:30 E:21 92-02-2118X	85-02-252

LAND CRUISER (_J4_)

3.0 D (BJ40_V, BJ43_)	B	2977	59 80	02.74 → 10.84	92-02-200 A:255 (3 pcs) D:29 E:21	85-02-226 95-02-233 95-02-284
3.4 D (BJ42_V, BJ45_V, BJ46_)	3B	3432	66 90	08.80 → 10.84	92-02-254 A:260 (3 pcs) D:29 E:21	85-02-226 85-02-227 01.81→ 95-02-233
3.6 D (HJ45_V)	H	3576	66 90	04.79 → 07.80	92-02-251 A:275 (3 pcs) D:28 E:10 92-02-251X	95-02-297

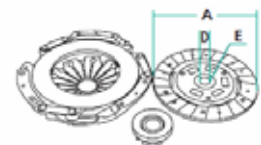
A = Disc diameter
 D = Disc centring diameter
 E = N. of disc teeth

A = Scheibendurchmesser
 D = Zentrierdurchmesser Scheibe
 E = Zähnezahl Scheibe

A = Diámetro disco
 D = Diámetro centrage disco
 E = N° dientes disco

A = Diamètre du disque
 D = Diamètre centrage du disque
 E = Nbre de dents du disque

A = Diametro disco
 D = Diametro centraggio disco
 E = N° denti disco





		CC	KW HP			92 Clutch Kit/ Kit frizione 91 Flywheel/ Volano 98 Clutch Kit + Flywheel	95 Master Cylinder/ Cilindro maestro 85 Slave Cylinder/ Cilindro secondario
--	--	-----------	------------------	--	--	---	--

LAND CRUISER (_J4_)

3.9 (FJ40_, FJ43_, FJ45_, FJ55_V)		3878	96 131	03.69 → 01.75	92-02-251 (3 pcs) 92-02-251X	A:275 D:28 E:10	95-02-279
4.0 D (HJ47_V)	2H	3980	76 103	08.80 → 10.84	92-02-251 (3 pcs) 92-02-251X	A:275 D:28 E:10	85-02-228 95-02-233
4.2 (FJ40_V, FJ43_, FJ45_V, FJ55_)	2F	4230	89 121	01.75 → 04.86	92-02-251 (3 pcs) 92-02-251X	A:275 D:28 E:10	95-02-297

LAND CRUISER (_J6_)

3.4 Diesel (BJ60_V)	3B	3432	66 90	10.81 → 08.87	92-02-254 (3 pcs) 92-02-251X	A:260 D:29 E:21	85-02-226 95-02-233 95-02-265 For vehicles w/o clutch booster per veicoli s/servofrizione
4.0 Diesel (HJ60)	2H	3980	76 103	01.85 → 12.87	92-02-251 (3 pcs) 92-02-251X	A:275 D:28 E:10	85-02-299 95-02-265 For vehicles w/o clutch booster per veicoli s/servofrizione 95-02-279
4.0 Diesel (HJ60)	2H	3980	74 101	01.82 → 12.85	92-02-251 (3 pcs) 92-02-251X	A:275 D:28 E:10	85-02-228 95-02-233
4.0 Diesel (HJ60_V)	2H	3980	77 105	10.81 → 01.88	92-02-251 (3 pcs) 92-02-251X	A:275 D:28 E:10	85-02-228 95-02-233 95-02-265 For vehicles w/o clutch booster per veicoli s/servofrizione
4.0 Turbo-D (HJ61_V)	12HT	3980	100 136	10.85 → 12.89	92-02-251 (3 pcs) 92-02-251X 92-02-281 (3 pcs)	A:275 D:28 E:10 A:275 D:29 E:21	08.87→ 85-02-299 95-02-265 For vehicles w/o clutch booster per veicoli s/servofrizione 95-02-269
4.2 (FJ60_V)	2F	4230	88 120	10.81 → 01.88	92-02-251 (3 pcs) 92-02-251X	A:275 D:28 E:10	85-02-225 95-02-265 For vehicles w/o clutch booster per veicoli s/servofrizione 95-02-297

LAND CRUISER (_J7_)

2.4 (RJ70_V, RJ73_V)	22RE	2366	84 114	12.88 → 12.96	92-02-289 (3 pcs)	A:225 D:28,5 E:21	85-02-219 95-02-276 01.93→
----------------------	------	------	-----------	---------------	-----------------------------	-------------------------	--



92 Clutch Kit



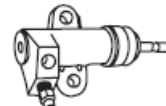
91 Flywheel



98 Clutch Kit + Flywheel



95 Master Cylinder



85 Slave Cylinder

		CC	KW HP			92 Clutch Kit/ Kit frizione 91 Flywheel/ Volano 98 Clutch Kit + Flywheel	95 Master Cylinder/ Cilindro maestro 85 Slave Cylinder/ Cilindro secondario
--	--	-----------	------------------	--	--	---	--

LAND CRUISER (_J7_)

2.4 (RJ70_, RJ73_)	22R	2367	81 110	11.84 → 05.93	92-02-2051 (3 pcs)	A:225 D:29 E:21	85-02-219 95-02-238 →01.90 95-02-276 01.90→
2.4 (RJ70_, RJ73_)	22R	2367	77 105	11.84 → 05.93	92-02-2051 (3 pcs)	A:225 D:29 E:21	85-02-219 95-02-238 →12.89 95-02-276 01.90→
2.4 D (LJ70_)	2L	2429	53 72	11.84 → 10.85	92-02-279 (3 pcs)	A:225 D:29 E:21	85-02-234 95-02-238
2.4 TD (LJ70)	2L-T	2446	66 90	01.90 → 05.93	92-02-296 (3 pcs)	A:225 D:29 E:21	→08.92 85-02-233 95-02-299
2.4 TD (LJ70_, LJ73_)	2L-T	2446	63 86	10.85 → 05.90	92-02-2012 (3 pcs) 92-02-279 (3 pcs)	A:225 D:29 E:21 A:225 D:29 E:21	08.88→ 85-02-233 95-02-239 →07.88
3.0 TD (KZJ70_, KZJ73_, KZJ77_)	1KZ-T	2982	92 125	05.93 → 05.96	92-02-2032 (3 pcs) 92-02-2032X	A:260 D:29,5 E:21	85-02-241 95-02-275
3.4 D (BJ70_V, BJ73_)	3B	3432	70 95	11.84 → 12.96	92-02-281 (3 pcs) 92-02-254 (3 pcs)	A:275 D:29 E:21 A:260 D:29 E:21	08.87→ 85-02-299 95-02-278
3.4 TD (BJ71_V)	13BT	3431	91 124	10.85 → 08.86	92-02-251 (3 pcs) 92-02-251X 92-02-281 (3 pcs)	A:275 D:28 E:10 A:275 D:29 E:21	95-02-278
3.5 D 4x4	1PZ	3470	85 116	01.90 → 08.92	92-02-2034 (3 pcs)	A:260 D:28,5 E:21	
4.2 TD (HZJ7_V)	1H-Z	4164	96 131	01.90 →	92-02-2049 (3 pcs)	A:275 D:29,5 E:21	85-02-285 95-02-249

LAND CRUISER 100 (_J10_)

4.2 TD (HDJ100_)	1HD-FTE	4164	150 204	01.98 →	92-02-2074 (3 pcs)	A:300 D:32 E:14	
------------------	---------	------	------------	---------	------------------------------	-----------------------	--

LAND CRUISER 80 (_J8_)

4.0 (FJ80_)	3F-E	3956	115 156	01.90 → 08.92	92-02-2049 (3 pcs)	A:275 D:29,5 E:21	95-02-274
-------------	------	------	------------	---------------	------------------------------	-------------------------	------------------

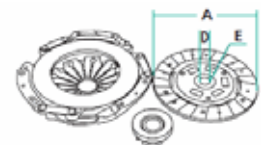
A = Disc diameter
D = Disc centring diameter
E = N. of disc teeth

A = Scheibendurchmesser
D = Zentrierdurchmesser Scheibe
E = Zähnezahl Scheibe

A = Diámetro disco
D = Diámetro centrage disco
E = N° dientes disco

A = Diamètre du disque
D = Diamètre centrage du disque
E = Nbre de dents du disque

A = Diametro disco
D = Diametro centraggio disco
E = N° denti disco





		CC	KW HP			92 Clutch Kit/ Kit frizione 91 Flywheel/ Volano 98 Clutch Kit + Flywheel	95 Master Cylinder/ Cilindro maestro 85 Slave Cylinder/ Cilindro secondario
--	--	-----------	------------------	--	--	---	--

LAND CRUISER 80 (_J8_)

4.2 D (HZJ80_)	1H-Z	4164	99 135	01.90 → 12.97	92-02-282 A:275 (3 pcs) D:29,5 E:21 92-02-282X 92-02-2060 A:275 (3 pcs) D:29,5 E:21	07.97→	85-02-285 95-02-249
4.2 TD (HDJ80)	1HD-T	4164	123 167	01.90 → 12.97	92-02-2071 A:300 (3 pcs) D:32 E:14 92-02-283 A:275 (3 pcs) D:32 E:14 92-02-283X	01.95→ →12.94	85-02-285 95-02-274
4.2 TD (HDJ80)	1HD-T	4164	118 160	10.92 → 12.97	92-02-2071 A:300 (3 pcs) D:32 E:14 92-02-283 A:275 (3 pcs) D:32 E:14 92-02-283X	01.95→ →12.94	85-02-285 95-02-274
4.2 TD 24V (HDJ80_)	1HD-FT	4164	125 170	03.95 → 12.97	92-02-2071 A:300 (3 pcs) D:32 E:14		85-02-285 95-02-274
4.5 24V (FZJ80_)	1FZ-FE	4477	151 205	08.92 → 12.97	92-02-2071 A:300 (3 pcs) D:32 E:14		85-02-285

LAND CRUISER 90 (_J9_)

3.0 D-4D	1KD-FTV	2982	120 163	10.00 →	92-02-2059 A:260 (3 pcs) D:29,5 E:21 92-02-2059X		85-02-252 95-02-252
3.0 TD (KZJ90_, KZJ95_)	1KZ-TE	2982	92 125	04.96 →	92-02-2059 A:260 (3 pcs) D:29,5 E:21 92-02-2059X 92-02-2032 A:260 (3 pcs) D:29,5 E:21 92-02-2032X	06.98→09.00 →05.98	85-02-252 95-02-251

LITEACE (CM30_G, KM30_G)

1.5 (KM30LG)	5K	1486	52 71	07.89 → 01.92	92-02-226 A:200 (3 pcs) D:29,5 E:21		85-02-240 95-02-253
1.5 (KM30LG)	5K	1486	51 69	10.85 → 08.89	92-02-226 A:200 (3 pcs) D:29,5 E:21		85-02-240 95-02-253
2.0 D (CM30LG)	2C	1975	53 72	08.88 → 01.92	92-02-2064 A:210 (3 pcs) D:29 E:21		85-02-235

LITEACE (CM3_V, KM3_V)

1.5 (KM31_V, KM36_V)	5K	1486	51 69	05.86 → 09.91	92-02-226 A:200 (3 pcs) D:29,5 E:21		85-02-240 95-02-253
-------------------------	----	------	----------	---------------	--	--	--------------------------------------



92 Clutch Kit



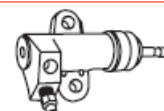
91 Flywheel



98 Clutch Kit + Flywheel



95 Master Cylinder



85 Slave Cylinder

		CC	KW HP			92 Clutch Kit/ Kit frizione 91 Flywheel/ Volano 98 Clutch Kit + Flywheel	95 Master Cylinder/ Cilindro maestro 85 Slave Cylinder/ Cilindro secondario
--	--	-----------	------------------	--	--	---	--

LITEACE (CM3_V, KM3_V)

1.8 D (CM35_V)	1C	1839	46 63	10.85 → 08.88	92-02-217 (3 pcs)	A:210 D:29 E:21	11.85→	85-02-235	01.86→
2.0 D (CM36_V)	2C	1975	53 72	08.88 → 01.92	92-02-2064 (3 pcs)	A:210 D:29 E:21		85-02-235	

LITEACE (M2_G)

1.3	4K	1290	43 58	10.79 → 09.85	92-02-226 (3 pcs)	A:200 D:29,5 E:21	10.82→		
					92-02-234 (3 pcs)	A:200 D:29,5 E:21	→09.82		
1.8 D	1C	1839	41 56	10.82 → 09.85	92-02-217 (3 pcs)	A:210 D:29 E:21			

LITEACE (M2_V)

1.3	4K 4K-C	1290	42 57	10.79 → 10.86	92-02-226 (3 pcs)	A:200 D:29,5 E:21	10.82→		
					92-02-234 (3 pcs)	A:200 D:29,5 E:21	→09.82		
1.8 D		1839	41 56	10.82 → 09.85	92-02-217 (3 pcs)	A:210 D:29 E:21			

LITEACE (_R2_LG)

1.5 (KR21LG)	5K	1486	52 71	01.92 → 01.95	92-02-2109 (3 pcs)	A:200 D:29 E:21		85-02-240 95-02-245	
2.0 D (CR21LG)	2C	1974	53 72	01.92 → 05.94	92-02-240 (3 pcs)	A:200 D:29,5 E:21		85-02-235 95-02-245	

LITEACE (_R2_V)

1.5 (KR27_V)	5K	1486	52 71	01.92 → 01.95	92-02-2109 (3 pcs)	A:200 D:29 E:21		85-02-240 95-02-245	
2.0				01.85 →	92-02-272 (3 pcs)	A:225 D:28,8 E:21	01.92→		
2.0 D (CR27_V)	2C	1974	51 69	01.92 → 05.94	92-02-2064 (3 pcs)	A:210 D:29 E:21		85-02-235 95-02-245	

MODEL F

2.0 D	2C	1974	49 67	04.85 → 08.88	92-02-217 (3 pcs)	A:210 D:29 E:21	→07.87	85-02-219 95-02-254	
					92-02-249 (3 pcs)	A:225 D:29,5 E:21	08.87→		
					92-02-2043 (3 pcs)	A:210 D:29,6 E:21			

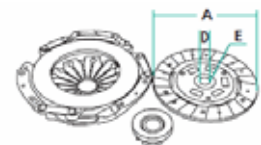
A = Disc diameter
D = Disc centring diameter
E = N. of disc teeth

A = Scheibendurchmesser
D = Zentrierdurchmesser Scheibe
E = Zahnzahl Scheibe

A = Diámetro disco
D = Diámetro centraje disco
E = N° dientes disco

A = Diamètre du disque
D = Diamètre centrage du disque
E = Nbre de dents du disque

A = Diametro disco
D = Diametro centraggio disco
E = N° denti disco





TOYOTA

		CC	KW HP			92 Clutch Kit/ Kit frizione 91 Flywheel/ Volano 98 Clutch Kit + Flywheel	95 Master Cylinder/ Cilindro maestro 85 Slave Cylinder/ Cilindro secondario
--	--	-----------	------------------	--	--	---	--

MODEL F / DEIL BOY

1.5		1500		01.89 →	92-02-285 (3 pcs) 92-02-2052 (3 pcs)	A:200 D:29,5 E:21 A:210 D:29 E:21	
-----	--	------	--	---------	---	--	--

MODELL F (_R2_, 31)

1.8 De Luxe (YR20)	2Y 2Y-C	1812	58 79	11.82 → 08.84	92-02-217 (3 pcs)	A:210 D:29 E:21	85-02-219 95-02-254
2.0 (YR21_G)	3Y	1998	66 90	08.88 → 01.90	92-02-279 (3 pcs)	A:225 D:29 E:21	85-02-219 95-02-254
2.0 Super (YR21)	3Y-C 3Y	1998	65 88	08.84 → 08.88	92-02-279 (3 pcs) 92-02-252 (3 pcs)	A:225 D:29 E:21 A:225 D:29 E:21	→08.85 85-02-219 95-02-254 08.85→
2.2 (YR22LG, YR31LG)	4Y-EC	2237	72 98	08.87 → 01.90	92-02-2035 (3 pcs)	A:225 D:28,6 E:21	85-02-219 95-02-254

MR 2 (_W1_)

1.6 16V (AW11)	4A-GELC	1587	85 116	11.84 → 06.90	92-02-222 (3 pcs) 92-02-2036 (3 pcs)	A:210 D:24 E:21 A:225 D:29 E:21	85-02-254 95-02-255 08.86→
1.6 16V (AW11)	4A-GEL	1587	91 124	11.84 → 06.90	92-02-208 (3 pcs)	A:200 D:24 E:21	85-02-254 95-02-255

MR 2 (_W2_)

2.0 16V	3S-GE	1998	125 170	12.89 → 05.00	92-02-277 (3 pcs)	A:225 D:26,7 E:20	95-02-256
2.0 16V	3S-GE	1998	129 175	12.89 → 05.00	92-02-277 (3 pcs)	A:225 D:26,7 E:20	95-02-256
2.0 16V (SW20)	3S-GE	1998	115 156	12.89 → 05.00	92-02-277 (3 pcs)	A:225 D:26,7 E:20	95-02-256

MR 2 (_W3_)

1.8 16V VT-i (ZZW30)	1ZZ-FE	1794	103 140	04.00 →	92-02-290 (3 pcs)	A:210 D:24 E:21	
----------------------	--------	------	------------	---------	-----------------------------	-----------------------	--

PASEO (EL54)

1.5 16V	5E-FE	1497	66 90	08.95 → 07.99	92-02-238 (3 pcs)	A:200 D:24 E:21	03.96→ 85-02-238 95-02-257
---------	-------	------	----------	---------------	-----------------------------	-----------------------	--

PICNIC (_XM10)



92 Clutch Kit




91 Flywheel



98 Clutch Kit + Flywheel



95 Master Cylinder



85 Slave Cylinder

NEW CODES - NEUE CODES - NOUVEAUX CODES - NUEVOS CODIGOS - NUOVI CODICI

		CC	KW HP			92 Clutch Kit/ Kit frizione 91 Flywheel/ Volano 98 Clutch Kit + Flywheel	95 Master Cylinder/ Cilindro maestro 85 Slave Cylinder/ Cilindro secondario
--	--	-----------	------------------	--	--	---	--

PICNIC (_XM10)

2.0	3S-FE	1998	90 122	01.01 → 12.01	92-02-277 (3 pcs)	A:225 D:26,7 E:20	85-02-283 95-02-273
2.0 16V (SXM10_)	3S-FE	1998	94 128	05.96 → 12.01	92-02-277 (3 pcs)	A:225 D:26,7 E:20	01.97→ 85-02-283 95-02-273
2.2 D (CMX10_)	3C-TE	2184	66 90	08.97 → 12.01	92-02-2037 (3 pcs)	A:225 D:27 E:20	85-02-283

PREVIA

2.2 D (3CT)				01.92 →	92-02-2038 (3 pcs)	A:235 D:29 E:21	
-------------	--	--	--	---------	------------------------------	-----------------------	--

PREVIA (ACR3_)

2.0 D-4D	1CD-FTV	1995	85 116	03.01 →	92-02-2081 (3 pcs) 98-02-203 91-02-203	A:235 D:29 E:21 Single-mass flywheel Volano monomassa	85-02-245
2.4 16V	2AZ-FE	2362	115 156	08.00 →	92-02-2084 (3 pcs)	A:235 D:29,5 E:21	95-02-242

PREVIA (TCR1_, 2_)

2.4	2TZ-FE	2438	97 132	05.90 → 08.00	92-02-292 (3 pcs)	A:235 D:29 E:21	85-02-255 95-02-267
2.4 4WD	2TZ-FE	2438	97 132	05.90 → 08.00	92-02-292 (3 pcs)	A:235 D:29 E:21	85-02-255 95-02-267

RAV 4 I/ FUNCRUISER (SXA1_)

2.0		1998	99 135	06.97 → 09.99	92-02-263 (3 pcs)	A:235 D:28,6 E:21	
2.0 16V	3S-FE	1998	95 129	06.94 → 06.00	92-02-2048 (3 pcs)	A:235 D:29 E:21	85-02-283

RAV 4 II

2.4	2AZ-FE	2400		08.03 →	92-02-2084 (3 pcs)	A:235 D:29,5 E:21	
-----	--------	------	--	---------	------------------------------	-------------------------	--

RAV 4 II (XA2)

1.8 VVTi	1ZZ-FE	1794	92 125	02.01 →	92-02-290 (3 pcs)	A:210 D:24 E:21	
----------	--------	------	-----------	---------	-----------------------------	-----------------------	--

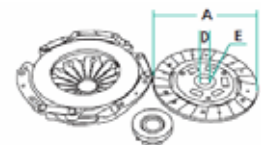
A = Disc diameter
D = Disc centring diameter
E = N. of disc teeth

A = Scheibendurchmesser
D = Zentrierdurchmesser Scheibe
E = Zahnzahl Scheibe

A = Diámetro disco
D = Diámetro centrage disco
E = N° dientes disco

A = Diamètre du disque
D = Diamètre centrage du disque
E = Nbre de dents du disque

A = Diametro disco
D = Diametro centraggio disco
E = N° denti disco





		CC	KW HP			92 Clutch Kit/ Kit frizione 91 Flywheel/ Volano 98 Clutch Kit + Flywheel	95 Master Cylinder/ Cilindro maestro 85 Slave Cylinder/ Cilindro secondario
--	--	-----------	------------------	--	--	---	--

RAV 4 II (XA2)

2.0 D-4D 4WD	1CD-FTV	1995	85 116	09.01 →	92-02-2014A A:225 (3 pcs) D:29,6 E:21 For engine with Dual-mass flywheel Per Motori con volano bimassa 92-02-2014M A:235 (3 pcs) D:30 E:21 For engine with Single-mass flywheel Per motori volano monomassa 92-02-2014 A:225 (3 pcs) D:29,6 E:21 For engine with Dual-mass flywheel Per Motori con volano bimassa 98-02-200M 98-02-200A 98-02-200 91-02-200 Dual-mass flywheel Volano bimassa	85-02-245 95-02-202
2.0 VVTi 4WD	1AZ-FE	1998	110 150	06.00 →	92-02-2075 A:235 (3 pcs) D:29,5 E:21	85-02-204

RAV 4 III

2.0 VVT-i	1AZ-FE	1998	112 152	03.06 →	92-02-2094 A:235 (3 pcs) D:29 E:21	85-02-204
2.2 D-4D	2AD-FTV	2231	100 136	03.06 →	92-02-2092 A:235 (3 pcs) D:29 E:21 98-02-202 91-02-202 Dual-mass flywheel Volano bimassa	85-02-230 95-02-211
2.2 D-4D	2AD-FHV 2AD-FTV	2231	110 150	12.08 →	92-02-2092 A:235 (3 pcs) D:29 E:21 98-02-202 91-02-202 Dual-mass flywheel Volano bimassa	85-02-230
2.2 D-CAT	2AD-FHV	2231	130 177	03.06 →	92-02-2092 A:235 (3 pcs) D:29 E:21	85-02-230 95-02-211

STARLET (EP91)

1.3	4E-FE	1332	55 75	04.96 → 03.99	92-02-228 A:200 (3 pcs) D:24 E:21	85-02-238 95-02-258
-----	-------	------	----------	---------------	--	--------------------------------------

STARLET (KP6_)

1.0 (KP60)	2K	993	33 45	02.78 → 09.84	92-02-201 A:180 (3 pcs) D:21,5 E:19	
1.2 S (KP62)	3K-H	1166	39 53	10.78 → 08.82	92-02-201 A:180 (3 pcs) D:21,5 E:19	



92 Clutch Kit




91 Flywheel



98 Clutch Kit + Flywheel



95 Master Cylinder



85 Slave Cylinder

		CC	KW HP			92 Clutch Kit/ Kit frizione 91 Flywheel/ Volano 98 Clutch Kit + Flywheel	95 Master Cylinder/ Cilindro maestro 85 Slave Cylinder/ Cilindro secondario
--	--	-----------	------------------	--	--	---	--

STARLET (KP6_)

1.3 S (KP61)	4K	1290	48 65	08.82 → 09.84	92-02-201 (3 pcs)	A:180 D:21,5 E:19	85-02-238 95-02-234
--------------	----	------	----------	---------------	-----------------------------	-------------------------	--------------------------------------

STARLET (_P7_)

1.0 (EP70L)	1E-L	999	40 54	10.84 → 12.89	92-02-203 (3 pcs)	A:180 D:24 E:21	85-02-238 95-02-234
1.3 (EP71L)	2E-LC	1295	55 75	10.84 → 12.89	92-02-203 (3 pcs)	A:180 D:24 E:21	05.86→ 85-02-238 95-02-234
1.5 D (NP70L)	1N	1453	40 54	12.86 → 12.89	92-02-208 (3 pcs)	A:200 D:24 E:21	95-02-259

STARLET (_P8_)

1.0 (EP80_)	1E	999	40 54	12.89 → 12.92	92-02-203 (3 pcs)	A:180 D:24 E:21	85-02-238
1.3 12V (EP81) Cat.	2E-E	1296	55 75	12.89 → 03.96	92-02-203 (3 pcs)	A:180 D:24 E:21	85-02-238 95-02-258
1.3 12V (EP81_)	2E 2E-E	1296	55 75	12.89 → 12.92	92-02-203 (3 pcs)	A:180 D:24 E:21	03.90→ 85-02-238 95-02-258
1.5 D (NP80_)	1N	1453	40 54	12.89 → 03.96	92-02-208 (3 pcs)	A:200 D:24 E:21	95-02-259

STARLET 1000 (KP)

1.0		986	33 45	11.74 → 08.78	92-02-202 (3 pcs)	A:180 D:21,5 E:19	
-----	--	-----	----------	---------------	-----------------------------	-------------------------	--

SUPRA (JZA80)

3.0 i Bi-Turbo	2JZ-GTE	2997	243 330	05.93 → 08.98	92-02-2042 (3 pcs)	A:235 D:29,5 E:21	85-02-256
----------------	---------	------	------------	---------------	------------------------------	-------------------------	------------------

SUPRA (MA70)

3.0	7M-GE	2954	140 190	01.86 → 08.90	92-02-2039 (3 pcs)	A:235 D:29 E:21	95-02-287
3.0 24V	7M-GE	2954	150 204	01.86 → 08.88	92-02-2039 (3 pcs)	A:235 D:29 E:21	→07.88 85-02-234 95-02-287
					92-02-2040 (3 pcs)	A:235 D:29 E:21	
3.0 Turbo	7M-GTE	2954	175 238	08.88 → 05.93	92-02-2041 (3 pcs)	A:240 D:29,6 E:21	85-02-234 95-02-287
3.0 Turbo	7M-GTE	2954	173 235	09.87 → 04.93	92-02-288 (3 pcs)	A:240 D:29 E:21	85-02-234 95-02-287
					92-02-2041 (3 pcs)	A:240 D:29,6 E:21	

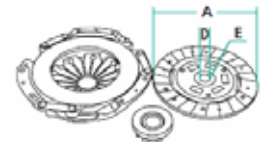
A = Disc diameter
 D = Disc centring diameter
 E = N. of disc teeth

A = Scheibendurchmesser
 D = Zentrierdurchmesser Scheibe
 E = Zahnzahl Scheibe

A = Diámetro disco
 D = Diámetro centrage disco
 E = Nº dientes disco

A = Diamètre du disque
 D = Diamètre centrage du disque
 E = Nbre de dents du disque

A = Diametro disco
 D = Diametro centraggio disco
 E = Nº denti disco





		CC	KW HP			92 Clutch Kit/ Kit frizione 91 Flywheel/ Volano 98 Clutch Kit + Flywheel	95 Master Cylinder/ Cilindro maestro 85 Slave Cylinder/ Cilindro secondario
--	--	-----------	------------------	--	--	---	--

TERCEL (AL2_)

1.5 4WD	3A	1452	52 71	10.82 → 01.88	92-02-205 (3 pcs)	A:190 D:24 E:21	
1.5 4WD (AL25)	3A-C	1452	50 68	05.86 → 01.88	92-02-205 (3 pcs)	A:190 D:24 E:21	

TERCEL (_L1_, _L2_)

1.3 (AL20, AL11)	2A	1296	48 65	03.79 → 01.88	92-02-204 (3 pcs)	A:190 D:24 E:21	
------------------	----	------	----------	---------------	-----------------------------	-----------------------	--

URBAN CRUISER

1.3 VVT-i		1329	74 101	05.09 →	92-02-2105 (3 pcs)	A:200 D:24 E:21	With Bearing Hydraulic Con Cuscinetto Idraulico
1.4 D-4D		1364	66 90	05.09 →	92-02-2104 (3 pcs)	A:225 D:24 E:21	With Bearing Hydraulic Con Cuscinetto Idraulico

VERSO

2.0 D-4D	1AD-FTV	1998	93 126	04.09 →	92-02-2107 (3 pcs)	A:250 D:29 E:21	85-02-211
2.2 D-4D	2AD-FHV	2231	110 150	04.09 →	92-02-2107 (3 pcs)	A:250 D:29 E:21	85-02-211
2.2 D-CAT	2AD-FHV	2231	130 177	04.09 →	92-02-2107 (3 pcs)	A:250 D:29 E:21	85-02-211

VERSO-S

1.3 VVT-i		1329	73 99	01.11 →	92-02-2105 (3 pcs)	A:200 D:24 E:21	With Bearing Hydraulic Con Cuscinetto Idraulico
1.4 D		1364	66 90	01.11 →	92-02-2117 (3 pcs)	A:225 D:24 E:21	With Bearing Hydraulic Con Cuscinetto Idraulico

YARIS

1.0 VVT-i	1KR-FE	998	51 69	01.06 →	92-02-2108 (3 pcs) 92-02-2091 (3 pcs)	A:200 D:22 E:19 A:190 D:22 E:19	Semi-automatic Gearbox Cambio Robotizzato
1.0 VVT-i		998	51 69	10.11 →	92-02-2091 (3 pcs)	A:190 D:22 E:19	
1.3 VVT-i	2SZ-FE	1298	64 87	01.06 →	92-02-2101 (3 pcs)	A:200 D:22 E:19	
1.3 VVT-i		1329	73 99	10.11 →	92-02-2105 (3 pcs)	A:200 D:24 E:21	With Bearing Hydraulic Con Cuscinetto Idraulico
1.33 VVT-i	1NR-FE	1329	74 100	03.09 →	92-02-2105 (3 pcs)	A:200 D:24 E:21	With Bearing Hydraulic Con Cuscinetto Idraulico



92 Clutch Kit




91 Flywheel



98 Clutch Kit + Flywheel



95 Master Cylinder



85 Slave Cylinder

		CC	KW HP			92 Clutch Kit/ Kit frizione 91 Flywheel/ Volano 98 Clutch Kit + Flywheel	95 Master Cylinder/ Cilindro maestro 85 Slave Cylinder/ Cilindro secondario
--	--	-----------	------------------	--	--	---	--

YARIS

1.4 D-4D		1364	66 90	10.11 →	92-02-2117 (3 pcs)	A:225 D:24 E:21	With Bearing Hydraulic Con Cuscinetto Idraulico	
D-4D	1ND-TV	1364	66 90	01.06 →	92-02-2093 (3 pcs) 92-02-2070 (3 pcs)	A:210 D:24 E:21 A:210 D:24 E:21	Semi-automatic Gearbox Cambio Robotizzato	

YARIS (_CP10)

1.0 16V	1SZ-FE	998	48 65	03.03 →	92-02-2044 (3 pcs)	A:190 D:21,5 E:19		95-02-260
1.0 16V (SCP10_)	1SZ-FE	998	50 68	04.99 →	92-02-2044 (3 pcs)	A:190 D:21,5 E:19		85-02-282 95-02-260 95-02-261
1.3	2SZ-FE	1298	64 87	04.02 →	92-02-2031 (3 pcs) 92-02-2100 (3 pcs)	A:210 D:24 E:21 A:200 D:24 E:21	Japan France	95-02-261
1.3 16V (NCP10_)	2NZ-FE	1299	63 86	11.99 →	92-02-2045 (3 pcs)	A:200 D:24 E:21		85-02-257 95-02-261
1.4 D-4D	1ND-TV	1364	55 75	12.01 →	92-02-2083 (3 pcs)	A:210 D:24 E:21	01.02 →	95-02-260 →12.03
1.5 TS (NCP13)	1NZ-FE	1497	77 105	01.03 →	92-02-2031 (3 pcs)	A:210 D:24 E:21		85-02-257 95-02-261
1.5 VVT-i TS	1NZ-FE	1497	78 106	04.01 →	92-02-2087 (3 pcs)	A:210 D:24 E:21		85-02-257 95-02-261
1.5 VVT-i TS		1497	110 150	03.03 → 07.05	92-02-2087 (3 pcs)	A:210 D:24 E:21		95-02-261

YARIS VERSO (NC/LP2_)

1.3 (NCP22)	2NZ-FE	1299	62 84	01.03 →	92-02-2087 (3 pcs)	A:210 D:24 E:21		85-02-257 95-02-261
1.3 (NCP22)	2NZ-FE	1299	63 86	11.99 →	92-02-2087 (3 pcs)	A:210 D:24 E:21		85-02-257 95-02-261
1.4 D-4D (NLP22)	1ND-TV	1364	55 75	12.01 →	92-02-2083 (3 pcs)	A:210 D:24 E:21		95-02-261
1.5 (NCP21)	1NZ-FE	1497	78 106	03.00 →	92-02-2087 (3 pcs)	A:210 D:24 E:21		85-02-257 95-02-261
1.5 (NCP21)	1NZ-FE	1497	77 105	05.03 →	92-02-2087 (3 pcs)	A:210 D:24 E:21		85-02-257 95-02-261

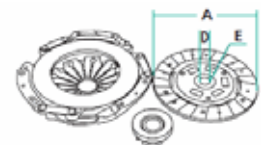
A = Disc diameter
D = Disc centring diameter
E = N. of disc teeth

A = Scheibendurchmesser
D = Zentrierdurchmesser Scheibe
E = Zahnzahl Scheibe

A = Diámetro disco
D = Diámetro centrage disco
E = N° dientes disco

A = Diamètre du disque
D = Diamètre centrage du disque
E = Nbre de dents du disque

A = Diametro disco
D = Diametro centraggio disco
E = N° denti disco





TRIUMPH

		CC	KW HP			92 Clutch Kit/ Kit frizione 91 Flywheel/ Volano 98 Clutch Kit + Flywheel	95 Master Cylinder/ Cilindro maestro 85 Slave Cylinder/ Cilindro secondario
--	--	-----------	------------------	--	--	---	--

ACCLAIM

1.3 (XD)	EJ	1335	51 69	01.82 → 12.85	92-04-403 (3 pcs)	A:190 D:20 E:19	
----------	----	------	----------	---------------	-----------------------------	-----------------------	--



92 Clutch Kit



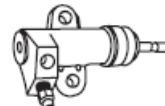
91 Flywheel



98 Clutch Kit + Flywheel



95 Master Cylinder



85 Slave Cylinder

NEW CODES - NEUE CODES - NOUVEAUX CODES - NUEVOS CODIGOS - NUOVI CODICI

		CC	KW HP			92 Clutch Kit/ Kit frizione 91 Flywheel/ Volano 98 Clutch Kit + Flywheel	95 Master Cylinder/ Cilindro maestro 85 Slave Cylinder/ Cilindro secondario
--	--	-----------	------------------	--	--	---	--

TARO

1.8	2Y	1812	61 83	04.89 → 09.94	92-02-2067 (3 pcs)	A:225 D:28,6 E:21	
2.4 D	2L	2446	59 80	09.91 → 07.94	92-02-2069 (3 pcs)	A:225 D:29,6 E:21	95-02-270
2.4 D	2L	2446	61 83	06.89 → 03.97	92-02-2068 (3 pcs)	A:225 D:29,6 E:21	95-02-270

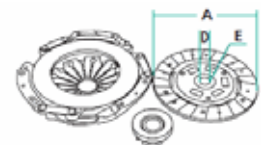
A = Disc diameter
D = Disc centring diameter
E = N. of disc teeth

A = Scheibendurchmesser
D = Zentrierdurchmesser Scheibe
E = Zähnezahl Scheibe

A = Diámetro disco
D = Diámetro centrage disco
E = N° dientes disco

A = Diamètre du disque
D = Diamètre centrage du disque
E = Nbre de dents du disque

A = Diametro disco
D = Diametro centraggio disco
E = N° denti disco





92-00-000 LADA

		Diam./Diam. [mm]	200
		Inner Diam./Diam. int. [mm]	130
		Fitted Diam./Diam. montaggio [mm]	252
		Centering Diam./Diam. centraggio [mm]	23
		Number of Teeth/N° denti	20

92-00-001 TATA (TELCO) 90-00-001 \ 70-00-001 \ 80-00-001

		Diam./Diam. [mm]	190
		Inner Diam./Diam. int. [mm]	132
		Fitted Diam./Diam. montaggio [mm]	225
		Centering Diam./Diam. centraggio [mm]	20
		Number of Teeth/N° denti	18

92-00-002 CHRYSLER

		Diam./Diam. [mm]	240
		Inner Diam./Diam. int. [mm]	160
		Fitted Diam./Diam. montaggio [mm]	276
		Centering Diam./Diam. centraggio [mm]	23
		Number of Teeth/N° denti	17

92-00-003 TATA (TELCO) 90-00-003 \ 70-00-003 \ 80-00-005

		Diam./Diam. [mm]	225
		Inner Diam./Diam. int. [mm]	147
		Fitted Diam./Diam. montaggio [mm]	265
		Centering Diam./Diam. centraggio [mm]	29
		Number of Teeth/N° denti	10

92-00-005 TATA (TELCO) 90-00-005 \ 70-00-005 \ 80-00-005

		Diam./Diam. [mm]	225
		Inner Diam./Diam. int. [mm]	150
		Fitted Diam./Diam. montaggio [mm]	265
		Centering Diam./Diam. centraggio [mm]	29
		Number of Teeth/N° denti	10

92-00-006 TATA (TELCO)

		Diam./Diam. [mm]	190
		Inner Diam./Diam. int. [mm]	133
		Fitted Diam./Diam. montaggio [mm]	224
		Centering Diam./Diam. centraggio [mm]	20
		Number of Teeth/N° denti	18

92-00-007 TATA (TELCO)

		Diam./Diam. [mm]	190
		Inner Diam./Diam. int. [mm]	132
		Fitted Diam./Diam. montaggio [mm]	225
		Centering Diam./Diam. centraggio [mm]	20
		Number of Teeth/N° denti	18



92-00-008 TATA (TELCO)

		Diam./Diam. [mm]	200
		Inner Diam./Diam. int. [mm]	145
		Fitted Diam./Diam. montaggio [mm]	235
		Centering Diam./Diam. centraggio [mm]	20
		Number of Teeth/N° denti	18

92-00-009 JEEP 90-00-004 \ 70-00-008

		Diam./Diam. [mm]	260
		Inner Diam./Diam. int. [mm]	166
		Fitted Diam./Diam. montaggio [mm]	315
		Centering Diam./Diam. centraggio [mm]	29
		Number of Teeth/N° denti	10

92-00-010 JEEP 90-00-010 \ 70-00-010 \ 80-00-010

		Diam./Diam. [mm]	215
		Inner Diam./Diam. int. [mm]	145
		Fitted Diam./Diam. montaggio [mm]	263
		Centering Diam./Diam. centraggio [mm]	25
		Number of Teeth/N° denti	14



92-00-012 CHRYSLER

		Diam./Diam. [mm]	240
		Inner Diam./Diam. int. [mm]	152
		Fitted Diam./Diam. montaggio [mm]	280,6
		Centering Diam./Diam. centraggio [mm]	23
		Number of Teeth/N° denti	17

92-00-013 JEEP 90-00-004 \ 70-00-007

		Diam./Diam. [mm]	225
		Inner Diam./Diam. int. [mm]	171
		Fitted Diam./Diam. montaggio [mm]	285
		Centering Diam./Diam. centraggio [mm]	25,5
		Number of Teeth/N° denti	19

92-00-015 JEEP

		Diam./Diam. [mm]	260
		Inner Diam./Diam. int. [mm]	163
		Fitted Diam./Diam. montaggio [mm]	316
		Centering Diam./Diam. centraggio [mm]	29
		Number of Teeth/N° denti	10

92-00-016 MAHINDRA 90-00-007 \ 70-00-004 \ 80-00-004

		Diam./Diam. [mm]	240
		Inner Diam./Diam. int. [mm]	151
		Fitted Diam./Diam. montaggio [mm]	289
		Centering Diam./Diam. centraggio [mm]	29
		Number of Teeth/N° denti	10



92-00-019 TATA (TELCO) 90-00-009 \ 70-00-011 \ 80-00-007

		Diam./Diam. [mm]	240
		Inner Diam./Diam. int. [mm]	168
		Fitted Diam./Diam. montaggio [mm]	290
		Centering Diam./Diam. centraggio [mm]	26
		Number of Teeth/N° denti	23

92-00-020 DR 90-05-502 \ 70-00-012 \ 80-00-006

		Diam./Diam. [mm]	225
		Inner Diam./Diam. int. [mm]	144
		Fitted Diam./Diam. montaggio [mm]	274
		Centering Diam./Diam. centraggio [mm]	23
		Number of Teeth/N° denti	20


92-01-100 NISSAN 90-01-100 \ 70-01-105 \ 80-01-105

		Diam./Diam. [mm]	225
		Inner Diam./Diam. int. [mm]	148
		Fitted Diam./Diam. montaggio [mm]	289
		Centering Diam./Diam. centraggio [mm]	25
		Number of Teeth/N° denti	24



92-01-1001 NISSAN 90-01-197 \ 70-01-186 \ 80-01-186

		Diam./Diam. [mm]	240
		Inner Diam./Diam. int. [mm]	157
		Fitted Diam./Diam. montaggio [mm]	301
		Centering Diam./Diam. centraggio [mm]	25
		Number of Teeth/N° denti	24

92-01-1002 NISSAN 90-01-100 \ 70-01-186 \ 80-01-186

		Diam./Diam. [mm]	240
		Inner Diam./Diam. int. [mm]	157
		Fitted Diam./Diam. montaggio [mm]	301
		Centering Diam./Diam. centraggio [mm]	25
		Number of Teeth/N° denti	24

92-01-1003 NISSAN 90-01-113 \ 70-01-166 \ 80-01-151

		Diam./Diam. [mm]	215
		Inner Diam./Diam. int. [mm]	140
		Fitted Diam./Diam. montaggio [mm]	263
		Centering Diam./Diam. centraggio [mm]	22
		Number of Teeth/N° denti	26
With Bearing Hydraulic \ Con Cuscinetto Idraulico			



92-01-1004 **NISSAN** **90-01-100 \ 70-01-180 \ 80-01-105**

		Diam./Diam. [mm]	225
		Inner Diam./Diam. int. [mm]	148
		Fitted Diam./Diam. montaggio [mm]	289
		Centering Diam./Diam. centraggio [mm]	25
		Number of Teeth/N° denti	24

92-01-1005 **NISSAN** **90-01-198 \ 70-01-180 \ 80-01-105**

		Diam./Diam. [mm]	225
		Inner Diam./Diam. int. [mm]	148
		Fitted Diam./Diam. montaggio [mm]	289
		Centering Diam./Diam. centraggio [mm]	25
		Number of Teeth/N° denti	24

92-01-1006 **NISSAN** **90-01-199 \ 70-01-180 \ 80-01-105**

		Diam./Diam. [mm]	225
		Inner Diam./Diam. int. [mm]	148
		Fitted Diam./Diam. montaggio [mm]	289
		Centering Diam./Diam. centraggio [mm]	25
		Number of Teeth/N° denti	24

92-01-1007 **NISSAN** **90-01-112 \ 70-01-133 \ 80-01-113**

		Diam./Diam. [mm]	225
		Inner Diam./Diam. int. [mm]	130
		Fitted Diam./Diam. montaggio [mm]	271
		Centering Diam./Diam. centraggio [mm]	24
		Number of Teeth/N° denti	21
With Bearing Hydraulic \ Con Cuscinetto Idraulico			

92-01-1008 **NISSAN** **90-01-190 \ 70-01-116 \ 80-01-135**

		Diam./Diam. [mm]	240
		Inner Diam./Diam. int. [mm]	149
		Fitted Diam./Diam. montaggio [mm]	299
		Centering Diam./Diam. centraggio [mm]	25
		Number of Teeth/N° denti	24

92-01-1009 **NISSAN** **90-01-100 \ 70-01-103 \ 80-01-135**

		Diam./Diam. [mm]	240
		Inner Diam./Diam. int. [mm]	148
		Fitted Diam./Diam. montaggio [mm]	297
		Centering Diam./Diam. centraggio [mm]	25
		Number of Teeth/N° denti	24

92-01-101 **NISSAN** **90-01-199 \ 70-01-105 \ 80-01-105**

		Diam./Diam. [mm]	225
		Inner Diam./Diam. int. [mm]	148
		Fitted Diam./Diam. montaggio [mm]	288,6
		Centering Diam./Diam. centraggio [mm]	25,4
		Number of Teeth/N° denti	24

92-01-1010 **NISSAN**

		Diam./Diam. [mm]	180
		Inner Diam./Diam. int. [mm]	132
		Fitted Diam./Diam. montaggio [mm]	231
		Centering Diam./Diam. centraggio [mm]	20,7
		Number of Teeth/N° denti	18

92-01-1011 **NISSAN** **90-01-197 \ 70-01-105 \ 80-01-105**

		Diam./Diam. [mm]	225
		Inner Diam./Diam. int. [mm]	148
		Fitted Diam./Diam. montaggio [mm]	289
		Centering Diam./Diam. centraggio [mm]	25
		Number of Teeth/N° denti	24

92-01-1012 **NISSAN** **90-01-107 \ 70-01-150 \ 80-01-197**

		Diam./Diam. [mm]	200
		Inner Diam./Diam. int. [mm]	138
		Fitted Diam./Diam. montaggio [mm]	264
		Centering Diam./Diam. centraggio [mm]	20
		Number of Teeth/N° denti	18



92-01-1013

NISSAN



Diam./Diam. [mm]	240
Inner Diam./Diam. int. [mm]	157,7
Fitted Diam./Diam. montaggio [mm]	297
Centering Diam./Diam. centraggio [mm]	25,5
Number of Teeth/N° denti	24

92-01-1014

NISSAN



Diam./Diam. [mm]	250
Inner Diam./Diam. int. [mm]	154,3
Fitted Diam./Diam. montaggio [mm]	311
Centering Diam./Diam. centraggio [mm]	26
Number of Teeth/N° denti	24

92-01-1015

NISSAN



Diam./Diam. [mm]	190
Inner Diam./Diam. int. [mm]	131
Fitted Diam./Diam. montaggio [mm]	254
Centering Diam./Diam. centraggio [mm]	21,6
Number of Teeth/N° denti	26

92-01-1016

NISSAN



Diam./Diam. [mm]	215
Inner Diam./Diam. int. [mm]	132,6
Fitted Diam./Diam. montaggio [mm]	249
Centering Diam./Diam. centraggio [mm]	22
Number of Teeth/N° denti	26

92-01-1017

NISSAN



Diam./Diam. [mm]	225
Inner Diam./Diam. int. [mm]	147
Fitted Diam./Diam. montaggio [mm]	275
Centering Diam./Diam. centraggio [mm]	20
Number of Teeth/N° denti	18



92-01-1018 NISSAN

		Diam./Diam. [mm]	180
		Inner Diam./Diam. int. [mm]	131
		Fitted Diam./Diam. montaggio [mm]	254,2
		Centering Diam./Diam. centraggio [mm]	22
		Number of Teeth/N° denti	26

92-01-1019 NISSAN

		Diam./Diam. [mm]	275
		Inner Diam./Diam. int. [mm]	178
		Fitted Diam./Diam. montaggio [mm]	340
		Centering Diam./Diam. centraggio [mm]	25
		Number of Teeth/N° denti	24



92-01-102 NISSAN 90-01-102 \ 70-01-102 \ 80-01-102

		Diam./Diam. [mm]	190
		Inner Diam./Diam. int. [mm]	128,5
		Centering Diam./Diam. centraggio [mm]	25
		Number of Teeth/N° denti	24

92-01-1021 NISSAN

		Diam./Diam. [mm]	240
		Inner Diam./Diam. int. [mm]	154
		Fitted Diam./Diam. montaggio [mm]	279
		Centering Diam./Diam. centraggio [mm]	24
		Number of Teeth/N° denti	21

92-01-1022 OPEL - RENAULT - NISSAN



		Diam./Diam. [mm]	240
		Inner Diam./Diam. int. [mm]	155
		Fitted Diam./Diam. montaggio [mm]	279
		Centering Diam./Diam. centraggio [mm]	24
		Number of Teeth/N° denti	21



92-01-1023 OPEL - NISSAN

		Diam./Diam. [mm]	240
		Inner Diam./Diam. int. [mm]	154,5
		Fitted Diam./Diam. montaggio [mm]	284
		Centering Diam./Diam. centraggio [mm]	24
		Number of Teeth/N° denti	21

92-01-1024 NISSAN

		Diam./Diam. [mm]	240
		Inner Diam./Diam. int. [mm]	154
		Fitted Diam./Diam. montaggio [mm]	283
		Centering Diam./Diam. centraggio [mm]	24
		Number of Teeth/N° denti	21

92-01-1025 NISSAN 90-01-112 \ 70-01-143 \ 80-01-113

		Diam./Diam. [mm]	225
		Inner Diam./Diam. int. [mm]	130
		Fitted Diam./Diam. montaggio [mm]	271
		Centering Diam./Diam. centraggio [mm]	24
		Number of Teeth/N° denti	21
With Bearing Hydraulic \ Con Cuscinetto Idraulico			

92-01-1026 NISSAN 90-01-100 \ 70-01-131 \ 80-01-135

		Diam./Diam. [mm]	240
		Inner Diam./Diam. int. [mm]	148
		Fitted Diam./Diam. montaggio [mm]	300
		Centering Diam./Diam. centraggio [mm]	25
		Number of Teeth/N° denti	24

92-01-1027 NISSAN 90-01-103 \ 70-01-161 \ 80-01-135

		Diam./Diam. [mm]	240
		Inner Diam./Diam. int. [mm]	148
		Fitted Diam./Diam. montaggio [mm]	300
		Centering Diam./Diam. centraggio [mm]	25
		Number of Teeth/N° denti	24

92-01-1028 **NISSAN** **90-01-199 \ 70-01-135 \ 80-01-145**

		Diam./Diam. [mm]	240
		Inner Diam./Diam. int. [mm]	157
		Fitted Diam./Diam. montaggio [mm]	302
		Centering Diam./Diam. centraggio [mm]	25
		Number of Teeth/N° denti	24



92-01-1029 **NISSAN** **90-01-198 \ 70-01-135 \ 80-01-146**

		Diam./Diam. [mm]	225
		Inner Diam./Diam. int. [mm]	157
		Fitted Diam./Diam. montaggio [mm]	302
		Centering Diam./Diam. centraggio [mm]	25
		Number of Teeth/N° denti	24

92-01-1030 **NISSAN** **90-01-105 \ 70-01-162 \ 80-01-147**

		Diam./Diam. [mm]	200
		Inner Diam./Diam. int. [mm]	132
		Fitted Diam./Diam. montaggio [mm]	257
		Centering Diam./Diam. centraggio [mm]	20
		Number of Teeth/N° denti	18

92-01-1031 **NISSAN** **90-01-108 \ 70-01-163 \ 80-01-148**

		Diam./Diam. [mm]	225
		Inner Diam./Diam. int. [mm]	158
		Fitted Diam./Diam. montaggio [mm]	293
		Centering Diam./Diam. centraggio [mm]	25
		Number of Teeth/N° denti	24

92-01-1032 **NISSAN**

		Diam./Diam. [mm]	250
		Inner Diam./Diam. int. [mm]	160
		Fitted Diam./Diam. montaggio [mm]	298
		Centering Diam./Diam. centraggio [mm]	26
		Number of Teeth/N° denti	24




92-01-1033 **NISSAN** **90-01-108 \ 70-01-164 \ 80-01-149**

		Diam./Diam. [mm]	240
		Inner Diam./Diam. int. [mm]	161
		Fitted Diam./Diam. montaggio [mm]	300
		Centering Diam./Diam. centraggio [mm]	26
		Number of Teeth/N° denti	24

92-01-1034 **NISSAN**

		Diam./Diam. [mm]	240
		Inner Diam./Diam. int. [mm]	163
		Fitted Diam./Diam. montaggio [mm]	294
		Centering Diam./Diam. centraggio [mm]	29
		Number of Teeth/N° denti	10

92-01-1035 **NISSAN**

		Diam./Diam. [mm]	240
		Inner Diam./Diam. int. [mm]	163
		Fitted Diam./Diam. montaggio [mm]	294
		Centering Diam./Diam. centraggio [mm]	26
		Number of Teeth/N° denti	24

92-01-1036 **NISSAN**

		Diam./Diam. [mm]	260
		Inner Diam./Diam. int. [mm]	168
		Fitted Diam./Diam. montaggio [mm]	310
		Centering Diam./Diam. centraggio [mm]	25
		Number of Teeth/N° denti	24

92-01-1037 **NISSAN** **90-01-199 \ 70-01-183 \ 80-01-156**

		Diam./Diam. [mm]	250
		Inner Diam./Diam. int. [mm]	160
		Centering Diam./Diam. centraggio [mm]	25
		Number of Teeth/N° denti	24
		Hub Profile/Profilo mozzo	33,5

92-01-1038 **NISSAN** **90-01-116 \ 70-01-165 \ 80-01-150**

		Diam./Diam. [mm]	240
		Inner Diam./Diam. int. [mm]	161
		Fitted Diam./Diam. montaggio [mm]	300
		Centering Diam./Diam. centraggio [mm]	26
		Number of Teeth/N° denti	24

92-01-1039 **NISSAN** **90-01-109 \ 70-01-109 \ 80-01-158**

		Diam./Diam. [mm]	240
		Inner Diam./Diam. int. [mm]	160
		Fitted Diam./Diam. montaggio [mm]	300
		Centering Diam./Diam. centraggio [mm]	26
		Number of Teeth/N° denti	24


92-01-104 **NISSAN** **90-01-105 \ 70-01-111 \ 80-01-115**

		Diam./Diam. [mm]	180
		Inner Diam./Diam. int. [mm]	122
		Fitted Diam./Diam. montaggio [mm]	240
		Centering Diam./Diam. centraggio [mm]	20
		Number of Teeth/N° denti	18

92-01-1040 **NISSAN**

		Diam./Diam. [mm]	215
		Inner Diam./Diam. int. [mm]	140
		Fitted Diam./Diam. montaggio [mm]	263
		Centering Diam./Diam. centraggio [mm]	22
		Number of Teeth/N° denti	26

92-01-1041 **NISSAN**

		Diam./Diam. [mm]	215
		Inner Diam./Diam. int. [mm]	146
		Fitted Diam./Diam. montaggio [mm]	253,5
		Centering Diam./Diam. centraggio [mm]	22
		Number of Teeth/N° denti	26



92-01-1042 **NISSAN** **90-01-116 \ 70-01-127 \ 80-01-128**

		Diam./Diam. [mm]	275
		Inner Diam./Diam. int. [mm]	174
		Fitted Diam./Diam. montaggio [mm]	340
		Centering Diam./Diam. centraggio [mm]	25
		Number of Teeth/N° denti	24

92-01-1043 **NISSAN** **90-01-112 \ 70-01-145 \ 80-01-117**

		Diam./Diam. [mm]	240
		Inner Diam./Diam. int. [mm]	138
		Fitted Diam./Diam. montaggio [mm]	296
		Centering Diam./Diam. centraggio [mm]	24
		Number of Teeth/N° denti	21
With Bearing Hydraulic \ Con Cuscinetto Idraulico			

92-01-1044 **NISSAN** **90-01-112 \ 70-01-146**

		Diam./Diam. [mm]	250
		Inner Diam./Diam. int. [mm]	178
		Fitted Diam./Diam. montaggio [mm]	289
		Centering Diam./Diam. centraggio [mm]	24
		Number of Teeth/N° denti	21
With Bearing Hydraulic \ Con Cuscinetto Idraulico			

92-01-1045 **NISSAN** **90-01-108 \ 70-01-168 \ 80-01-119**

		Diam./Diam. [mm]	240
		Inner Diam./Diam. int. [mm]	156
		Fitted Diam./Diam. montaggio [mm]	300
		Centering Diam./Diam. centraggio [mm]	25
		Number of Teeth/N° denti	24

92-01-1047 **NISSAN**

		Diam./Diam. [mm]	215
		Inner Diam./Diam. int. [mm]	132
		Fitted Diam./Diam. montaggio [mm]	249
		Centering Diam./Diam. centraggio [mm]	22
		Number of Teeth/N° denti	26

92-01-1048 NISSAN

<p>1048</p>	<p>1048</p>		Diam./Diam. [mm]	180
			Inner Diam./Diam. int. [mm]	122
			Fitted Diam./Diam. montaggio [mm]	222,5
			Centering Diam./Diam. centraggio [mm]	21,5
			Number of Teeth/N° denti	26

92-01-1049 NISSAN - RENAULT - OPEL

<p>1049</p>	<p>1049</p>		Diam./Diam. [mm]	240
			Inner Diam./Diam. int. [mm]	155
			Fitted Diam./Diam. montaggio [mm]	279
			Centering Diam./Diam. centraggio [mm]	24
			Number of Teeth/N° denti	21

92-01-105 NISSAN 90-01-100 \ 70-01-111 \ 80-01-115

		Diam./Diam. [mm]	180
		Inner Diam./Diam. int. [mm]	122
		Fitted Diam./Diam. montaggio [mm]	240
		Centering Diam./Diam. centraggio [mm]	20
		Number of Teeth/N° denti	18

92-01-1051 NISSAN

<p>1051</p>	<p>1051</p>		Diam./Diam. [mm]	200
			Inner Diam./Diam. int. [mm]	132
			Fitted Diam./Diam. montaggio [mm]	252
			Centering Diam./Diam. centraggio [mm]	22
			Number of Teeth/N° denti	26

92-01-1052 NISSAN 90-01-113 \ 70-01-169 \ 80-01-131

<p>1052</p>	<p>1052</p>		Diam./Diam. [mm]	190
			Inner Diam./Diam. int. [mm]	130
			Fitted Diam./Diam. montaggio [mm]	242
			Centering Diam./Diam. centraggio [mm]	22
			Number of Teeth/N° denti	26
With Bearing Hydraulic \ Con Cuscinetto Idraulico				



92-01-1054 NISSAN

		Diam./Diam. [mm]	180
		Inner Diam./Diam. int. [mm]	121
		Fitted Diam./Diam. montaggio [mm]	240
		Centering Diam./Diam. centraggio [mm]	22
		Number of Teeth/N° denti	26

92-01-106 NISSAN 90-01-100 \ 70-01-108 \ 80-01-115

		Diam./Diam. [mm]	180
		Inner Diam./Diam. int. [mm]	122
		Fitted Diam./Diam. montaggio [mm]	239
		Centering Diam./Diam. centraggio [mm]	20
		Number of Teeth/N° denti	18

92-01-107 NISSAN 90-01-103 \ 70-01-100 \ 80-01-100

		Diam./Diam. [mm]	200
		Inner Diam./Diam. int. [mm]	128
		Fitted Diam./Diam. montaggio [mm]	259
		Centering Diam./Diam. centraggio [mm]	25
		Number of Teeth/N° denti	24

92-01-108 NISSAN 90-01-100 \ 70-01-105 \ 80-01-105

		Diam./Diam. [mm]	225
		Inner Diam./Diam. int. [mm]	148
		Fitted Diam./Diam. montaggio [mm]	288,4
		Centering Diam./Diam. centraggio [mm]	25
		Number of Teeth/N° denti	24

92-01-109 NISSAN 90-01-104 \ 70-01-110 \ 80-01-110

		Diam./Diam. [mm]	160
		Inner Diam./Diam. int. [mm]	107
		Fitted Diam./Diam. montaggio [mm]	220
		Centering Diam./Diam. centraggio [mm]	20
		Number of Teeth/N° denti	18


92-01-110 **NISSAN** **90-01-100 \ 70-01-198 \ 80-01-100**

		Diam./Diam. [mm]	200
		Inner Diam./Diam. int. [mm]	128
		Fitted Diam./Diam. montaggio [mm]	257
		Centering Diam./Diam. centraggio [mm]	25
		Number of Teeth/N° denti	24

92-01-111 **NISSAN** **90-01-100 \ 70-01-109 \ 80-01-135**

		Diam./Diam. [mm]	240
		Inner Diam./Diam. int. [mm]	148
		Fitted Diam./Diam. montaggio [mm]	300
		Centering Diam./Diam. centraggio [mm]	25
		Number of Teeth/N° denti	24

92-01-112 **NISSAN** **90-01-100 \ 70-01-100 \ 80-01-100**

		Diam./Diam. [mm]	200
		Inner Diam./Diam. int. [mm]	128
		Fitted Diam./Diam. montaggio [mm]	259
		Centering Diam./Diam. centraggio [mm]	25
		Number of Teeth/N° denti	24

92-01-114 **NISSAN** **90-01-100 \ 70-01-108 \ 80-01-107**

		Diam./Diam. [mm]	180
		Inner Diam./Diam. int. [mm]	122
		Fitted Diam./Diam. montaggio [mm]	240
		Centering Diam./Diam. centraggio [mm]	25
		Number of Teeth/N° denti	24

92-01-115 **NISSAN** **90-01-105 \ 70-01-108 \ 80-01-115**

		Diam./Diam. [mm]	180
		Inner Diam./Diam. int. [mm]	122
		Fitted Diam./Diam. montaggio [mm]	239
		Centering Diam./Diam. centraggio [mm]	20
		Number of Teeth/N° denti	18



92-01-117 **NISSAN** **90-01-102 \ 70-01-101 \ 80-01-101**

		Diam./Diam. [mm]	160
		Inner Diam./Diam. int. [mm]	106
		Centering Diam./Diam. centraggio [mm]	25
		Number of Teeth/N° denti	24

92-01-119 **NISSAN** **90-01-105 \ 70-01-112 \ 80-01-115**

		Diam./Diam. [mm]	180
		Inner Diam./Diam. int. [mm]	122
		Fitted Diam./Diam. montaggio [mm]	239
		Centering Diam./Diam. centraggio [mm]	20
		Number of Teeth/N° denti	18

92-01-120 **NISSAN** **90-01-109 \ 70-01-125 \ 80-01-105**

		Diam./Diam. [mm]	225
		Inner Diam./Diam. int. [mm]	148
		Fitted Diam./Diam. montaggio [mm]	289
		Centering Diam./Diam. centraggio [mm]	25
		Number of Teeth/N° denti	24

92-01-122 **NISSAN** **90-01-107 \ 70-01-122 \ 80-01-120**

		Diam./Diam. [mm]	215
		Inner Diam./Diam. int. [mm]	138
		Fitted Diam./Diam. montaggio [mm]	264
		Centering Diam./Diam. centraggio [mm]	20
		Number of Teeth/N° denti	18



92-01-124 **NISSAN** **90-01-107 \ 70-01-120 \ 80-01-185**

		Diam./Diam. [mm]	190
		Inner Diam./Diam. int. [mm]	130
		Fitted Diam./Diam. montaggio [mm]	243
		Centering Diam./Diam. centraggio [mm]	20
		Number of Teeth/N° denti	18

92-01-125 **NISSAN** **90-01-107 \ 70-01-120 \ 80-01-121**

		Diam./Diam. [mm]	190
		Inner Diam./Diam. int. [mm]	130
		Fitted Diam./Diam. montaggio [mm]	243
		Centering Diam./Diam. centraggio [mm]	20
		Number of Teeth/N° denti	18

92-01-126 **NISSAN** **90-01-100 \ 70-01-105 \ 80-01-105**

		Diam./Diam. [mm]	225
		Inner Diam./Diam. int. [mm]	147
		Fitted Diam./Diam. montaggio [mm]	287
		Centering Diam./Diam. centraggio [mm]	25
		Number of Teeth/N° denti	24

92-01-127 **NISSAN** **90-01-100 \ 70-01-126 \ 80-01-123**

		Diam./Diam. [mm]	240
		Inner Diam./Diam. int. [mm]	148
		Fitted Diam./Diam. montaggio [mm]	298
		Centering Diam./Diam. centraggio [mm]	25
		Number of Teeth/N° denti	24

92-01-128 **NISSAN** **90-01-100 \ 70-01-195 \ 80-01-135**

		Diam./Diam. [mm]	240
		Inner Diam./Diam. int. [mm]	148
		Fitted Diam./Diam. montaggio [mm]	300
		Centering Diam./Diam. centraggio [mm]	25
		Number of Teeth/N° denti	24

92-01-129 **NISSAN** **90-01-117 \ 70-01-122 \ 80-01-120**

		Diam./Diam. [mm]	215
		Inner Diam./Diam. int. [mm]	138
		Fitted Diam./Diam. montaggio [mm]	264
		Centering Diam./Diam. centraggio [mm]	20
		Number of Teeth/N° denti	18



92-01-130 **NISSAN** **90-01-108 \ 70-01-100 \ 80-01-114**

		Diam./Diam. [mm]	200
		Inner Diam./Diam. int. [mm]	128
		Fitted Diam./Diam. montaggio [mm]	259
		Centering Diam./Diam. centraggio [mm]	20
		Number of Teeth/N° denti	18

92-01-131 **NISSAN** **90-01-117 \ 70-01-122 \ 80-01-127**

		Diam./Diam. [mm]	215
		Inner Diam./Diam. int. [mm]	138
		Fitted Diam./Diam. montaggio [mm]	264
		Centering Diam./Diam. centraggio [mm]	25
		Number of Teeth/N° denti	24

92-01-132 **NISSAN** **90-01-100 \ 70-01-124 \ 80-01-123**

		Diam./Diam. [mm]	240
		Inner Diam./Diam. int. [mm]	147
		Fitted Diam./Diam. montaggio [mm]	300
		Centering Diam./Diam. centraggio [mm]	25
		Number of Teeth/N° denti	24

92-01-133 **90-01-100 \ 70-01-134 \ 80-01-137**

		Diam./Diam. [mm]	250
		Inner Diam./Diam. int. [mm]	148
		Fitted Diam./Diam. montaggio [mm]	300
		Centering Diam./Diam. centraggio [mm]	25
		Number of Teeth/N° denti	24

92-01-134 **NISSAN** **90-01-100 \ 70-01-127 \ 80-01-128**

		Diam./Diam. [mm]	275
		Inner Diam./Diam. int. [mm]	174
		Fitted Diam./Diam. montaggio [mm]	340
		Centering Diam./Diam. centraggio [mm]	25
		Number of Teeth/N° denti	24

92-01-136 **NISSAN** **90-01-117 \ 70-01-187 \ 80-01-127**

		Diam./Diam. [mm]	215
		Inner Diam./Diam. int. [mm]	139
		Fitted Diam./Diam. montaggio [mm]	266
		Centering Diam./Diam. centraggio [mm]	25
		Number of Teeth/N° denti	24

92-01-137 **NISSAN** **90-01-100 \ 70-01-100 \ 80-01-124**

		Diam./Diam. [mm]	200
		Inner Diam./Diam. int. [mm]	128
		Fitted Diam./Diam. montaggio [mm]	259
		Centering Diam./Diam. centraggio [mm]	25,5
		Number of Teeth/N° denti	24

92-01-138 **NISSAN** **90-01-108 \ 70-01-129 \ 80-01-105**

		Diam./Diam. [mm]	225
		Inner Diam./Diam. int. [mm]	148
		Fitted Diam./Diam. montaggio [mm]	286
		Centering Diam./Diam. centraggio [mm]	25
		Number of Teeth/N° denti	24

92-01-139 **NISSAN** **90-01-100 \ 70-01-129 \ 80-01-105**

		Diam./Diam. [mm]	225
		Inner Diam./Diam. int. [mm]	148
		Fitted Diam./Diam. montaggio [mm]	286
		Centering Diam./Diam. centraggio [mm]	25
		Number of Teeth/N° denti	24

92-01-140 **NISSAN** **90-01-100 \ 70-01-132 \ 80-01-132**

		Diam./Diam. [mm]	240
		Inner Diam./Diam. int. [mm]	148
		Fitted Diam./Diam. montaggio [mm]	298
		Centering Diam./Diam. centraggio [mm]	25
		Number of Teeth/N° denti	24



92-01-141 **NISSAN** **90-01-107 \ 70-01-196 \ 80-01-196**

		Diam./Diam. [mm]	215
		Inner Diam./Diam. int. [mm]	143
		Fitted Diam./Diam. montaggio [mm]	264
		Centering Diam./Diam. centraggio [mm]	20
		Number of Teeth/N° denti	18

92-01-142 **NISSAN** **90-01-107 \ 70-01-187 \ 80-01-120**

		Diam./Diam. [mm]	215
		Inner Diam./Diam. int. [mm]	139
		Fitted Diam./Diam. montaggio [mm]	266
		Centering Diam./Diam. centraggio [mm]	20
		Number of Teeth/N° denti	18

92-01-143 **90-01-100 \ 70-01-112 \ 80-01-115**

		Diam./Diam. [mm]	180
		Inner Diam./Diam. int. [mm]	122
		Fitted Diam./Diam. montaggio [mm]	239
		Centering Diam./Diam. centraggio [mm]	20
		Number of Teeth/N° denti	18

92-01-144 **NISSAN** **90-01-107 \ 70-01-199 \ 80-01-199**

		Diam./Diam. [mm]	180
		Inner Diam./Diam. int. [mm]	123
		Fitted Diam./Diam. montaggio [mm]	238,5
		Centering Diam./Diam. centraggio [mm]	20,5
		Number of Teeth/N° denti	18



92-01-146 **90-01-103 \ 70-01-136 \ 80-01-198**

		Diam./Diam. [mm]	225
		Inner Diam./Diam. int. [mm]	147
		Fitted Diam./Diam. montaggio [mm]	288
		Centering Diam./Diam. centraggio [mm]	25
		Number of Teeth/N° denti	24



92-01-147 **NISSAN** **90-01-100 \ 70-01-109 \ 80-01-132**

		Diam./Diam. [mm]	240
		Inner Diam./Diam. int. [mm]	148
		Fitted Diam./Diam. montaggio [mm]	300
		Centering Diam./Diam. centraggio [mm]	25
		Number of Teeth/N° denti	24

92-01-148 **NISSAN** **90-01-198 \ 70-01-135 \ 80-01-135**

		Diam./Diam. [mm]	240
		Inner Diam./Diam. int. [mm]	148
		Fitted Diam./Diam. montaggio [mm]	298
		Centering Diam./Diam. centraggio [mm]	25
		Number of Teeth/N° denti	24

92-01-149 **NISSAN** **90-01-107 \ 70-01-128 \ 80-01-185**

		Diam./Diam. [mm]	190
		Inner Diam./Diam. int. [mm]	130
		Fitted Diam./Diam. montaggio [mm]	243
		Centering Diam./Diam. centraggio [mm]	20
		Number of Teeth/N° denti	18

92-01-151 **NISSAN** **90-01-107 \ 70-01-142 \ 80-01-196**

		Diam./Diam. [mm]	215
		Inner Diam./Diam. int. [mm]	138
		Fitted Diam./Diam. montaggio [mm]	264
		Centering Diam./Diam. centraggio [mm]	20
		Number of Teeth/N° denti	18

92-01-152 **NISSAN** **90-01-108 \ 70-01-100 \ 80-01-124**

		Diam./Diam. [mm]	200
		Inner Diam./Diam. int. [mm]	128
		Fitted Diam./Diam. montaggio [mm]	259
		Centering Diam./Diam. centraggio [mm]	25,5
		Number of Teeth/N° denti	24



92-01-153 **NISSAN** **90-01-100 \ 70-01-135 \ 80-01-135**

		Diam./Diam. [mm]	240
		Inner Diam./Diam. int. [mm]	148
		Fitted Diam./Diam. montaggio [mm]	298
		Centering Diam./Diam. centraggio [mm]	25
		Number of Teeth/N° denti	24

92-01-154 **NISSAN** **90-01-100 \ 70-01-135 \ 80-01-184**

		Diam./Diam. [mm]	240
		Inner Diam./Diam. int. [mm]	148
		Fitted Diam./Diam. montaggio [mm]	298
		Centering Diam./Diam. centraggio [mm]	25
		Number of Teeth/N° denti	24

92-01-155 **NISSAN** **90-01-198 \ 70-01-105 \ 80-01-198**

		Diam./Diam. [mm]	225
		Inner Diam./Diam. int. [mm]	148
		Fitted Diam./Diam. montaggio [mm]	289
		Centering Diam./Diam. centraggio [mm]	25
		Number of Teeth/N° denti	24

92-01-156 **NISSAN** **90-01-188 \ 70-01-181 \ 80-01-177**

		Diam./Diam. [mm]	225
		Inner Diam./Diam. int. [mm]	143
		Fitted Diam./Diam. montaggio [mm]	270
		Centering Diam./Diam. centraggio [mm]	25,5
		Number of Teeth/N° denti	24

92-01-157 **NISSAN** **90-01-198 \ 70-01-140 \ 80-01-132**

		Diam./Diam. [mm]	240
		Inner Diam./Diam. int. [mm]	160
		Fitted Diam./Diam. montaggio [mm]	301
		Centering Diam./Diam. centraggio [mm]	25
		Number of Teeth/N° denti	24

92-01-158	NISSAN	90-01-198 \ 70-01-182 \ 80-01-178
		Diam./Diam. [mm] 240
		Inner Diam./Diam. int. [mm] 157
		Fitted Diam./Diam. montaggio [mm] 293
		Centering Diam./Diam. centraggio [mm] 25
		Number of Teeth/N° denti 24
92-01-159	NISSAN	90-01-198 \ 70-01-103 \ 80-01-184
		Diam./Diam. [mm] 240
		Inner Diam./Diam. int. [mm] 148
		Fitted Diam./Diam. montaggio [mm] 297
		Centering Diam./Diam. centraggio [mm] 25
		Number of Teeth/N° denti 24
92-01-160	NISSAN	90-01-199 \ 70-01-183 \ 80-01-137
		Diam./Diam. [mm] 250
		Inner Diam./Diam. int. [mm] 157
		Fitted Diam./Diam. montaggio [mm] 304
		Centering Diam./Diam. centraggio [mm] 25
		Number of Teeth/N° denti 24
92-01-161	NISSAN	90-01-197 \ 70-01-109 \ 80-01-135
		Diam./Diam. [mm] 240
		Inner Diam./Diam. int. [mm] 148
		Fitted Diam./Diam. montaggio [mm] 300
		Centering Diam./Diam. centraggio [mm] 25
		Number of Teeth/N° denti 24
92-01-162	NISSAN	90-01-190 \ 70-01-109 \ 80-01-135
		Diam./Diam. [mm] 240
		Inner Diam./Diam. int. [mm] 150
		Fitted Diam./Diam. montaggio [mm] 300
		Centering Diam./Diam. centraggio [mm] 25
		Number of Teeth/N° denti 24



92-01-164 **NISSAN** **90-01-107 \ 70-01-130 \ 80-01-179**

		Diam./Diam. [mm]	225
		Inner Diam./Diam. int. [mm]	150
		Fitted Diam./Diam. montaggio [mm]	270
		Centering Diam./Diam. centraggio [mm]	25
		Number of Teeth/N° denti	24

92-01-165 **NISSAN** **90-01-117 \ 70-01-130 \ 80-01-179**

		Diam./Diam. [mm]	225
		Inner Diam./Diam. int. [mm]	150
		Fitted Diam./Diam. montaggio [mm]	270
		Centering Diam./Diam. centraggio [mm]	25
		Number of Teeth/N° denti	24

92-01-166 **NISSAN** **90-01-198 \ 70-01-126 \ 80-01-132**

		Diam./Diam. [mm]	240
		Inner Diam./Diam. int. [mm]	148
		Fitted Diam./Diam. montaggio [mm]	298
		Centering Diam./Diam. centraggio [mm]	25
		Number of Teeth/N° denti	24

92-01-167 **NISSAN** **90-01-109 \ 70-01-122 \ 80-01-127**

		Diam./Diam. [mm]	215
		Inner Diam./Diam. int. [mm]	138
		Fitted Diam./Diam. montaggio [mm]	264
		Centering Diam./Diam. centraggio [mm]	25
		Number of Teeth/N° denti	24

92-01-168 **NISSAN** **90-01-111 \ 70-01-189 \ 80-01-130**

		Diam./Diam. [mm]	240
		Inner Diam./Diam. int. [mm]	158
		Fitted Diam./Diam. montaggio [mm]	300
		Centering Diam./Diam. centraggio [mm]	25
		Number of Teeth/N° denti	24

92-01-169 **NISSAN** **90-01-109 \ 70-01-130 \ 80-01-105**

		Diam./Diam. [mm]	225
		Inner Diam./Diam. int. [mm]	150
		Fitted Diam./Diam. montaggio [mm]	270
		Centering Diam./Diam. centraggio [mm]	25
		Number of Teeth/N° denti	24

92-01-170 **NISSAN** **90-01-105 \ 70-01-197 \ 80-01-194**

		Diam./Diam. [mm]	200
		Inner Diam./Diam. int. [mm]	132
		Fitted Diam./Diam. montaggio [mm]	261
		Centering Diam./Diam. centraggio [mm]	20
		Number of Teeth/N° denti	18

92-01-171 **NISSAN** **90-01-199 \ 70-01-181 \ 80-01-142**

		Diam./Diam. [mm]	225
		Inner Diam./Diam. int. [mm]	143
		Fitted Diam./Diam. montaggio [mm]	270
		Centering Diam./Diam. centraggio [mm]	20
		Number of Teeth/N° denti	18

92-01-172 **NISSAN** **90-01-197 \ 70-01-127 \ 80-01-128**

		Diam./Diam. [mm]	275
		Inner Diam./Diam. int. [mm]	174
		Fitted Diam./Diam. montaggio [mm]	340
		Centering Diam./Diam. centraggio [mm]	25
		Number of Teeth/N° denti	24

92-01-173 **NISSAN** **90-01-107 \ 70-01-121 \ 80-01-120**

		Diam./Diam. [mm]	215
		Inner Diam./Diam. int. [mm]	138
		Fitted Diam./Diam. montaggio [mm]	264
		Centering Diam./Diam. centraggio [mm]	20
		Number of Teeth/N° denti	18



92-01-174 **NISSAN** **90-01-105 \ 70-01-100 \ 80-01-180**

		Diam./Diam. [mm]	200
		Inner Diam./Diam. int. [mm]	128
		Fitted Diam./Diam. montaggio [mm]	259
		Centering Diam./Diam. centraggio [mm]	20
		Number of Teeth/N° denti	18

92-01-175 **NISSAN** **90-01-198 \ 70-01-114 \ 80-01-135**

		Diam./Diam. [mm]	240
		Inner Diam./Diam. int. [mm]	158
		Fitted Diam./Diam. montaggio [mm]	297
		Centering Diam./Diam. centraggio [mm]	25
		Number of Teeth/N° denti	24

92-01-176 **NISSAN** **90-01-190 \ 70-01-190 \ 80-01-189**

		Diam./Diam. [mm]	200
		Inner Diam./Diam. int. [mm]	140,5
		Fitted Diam./Diam. montaggio [mm]	261
		Centering Diam./Diam. centraggio [mm]	25
		Number of Teeth/N° denti	24

92-01-177 **NISSAN** **90-01-103 \ 70-01-191 \ 80-01-179**

		Diam./Diam. [mm]	225
		Inner Diam./Diam. int. [mm]	147
		Fitted Diam./Diam. montaggio [mm]	302
		Centering Diam./Diam. centraggio [mm]	25,5
		Number of Teeth/N° denti	24

92-01-178 **NISSAN** **90-01-107 \ 70-01-185 \ 80-01-185**

		Diam./Diam. [mm]	190
		Inner Diam./Diam. int. [mm]	130
		Fitted Diam./Diam. montaggio [mm]	243
		Centering Diam./Diam. centraggio [mm]	20
		Number of Teeth/N° denti	18

92-01-179 **NISSAN** **90-01-107 \ 70-01-115 \ 80-01-109**

		Diam./Diam. [mm]	215
		Inner Diam./Diam. int. [mm]	143
		Fitted Diam./Diam. montaggio [mm]	263
		Centering Diam./Diam. centraggio [mm]	20
		Number of Teeth/N° denti	18



92-01-180 **NISSAN** **90-01-187 \ 70-01-189 \ 80-01-188**

		Diam./Diam. [mm]	240
		Inner Diam./Diam. int. [mm]	148,5
		Fitted Diam./Diam. montaggio [mm]	300
		Centering Diam./Diam. centraggio [mm]	25
		Number of Teeth/N° denti	24

92-01-181 **NISSAN** **90-01-198 \ 70-01-135 \ 80-01-184**

		Diam./Diam. [mm]	240
		Inner Diam./Diam. int. [mm]	148
		Fitted Diam./Diam. montaggio [mm]	298
		Centering Diam./Diam. centraggio [mm]	25
		Number of Teeth/N° denti	24

92-01-183 **NISSAN** **90-01-112 \ 70-01-139**

		Diam./Diam. [mm]	225
		Inner Diam./Diam. int. [mm]	148
		Fitted Diam./Diam. montaggio [mm]	253
		Centering Diam./Diam. centraggio [mm]	24
		Number of Teeth/N° denti	21
		With Bearing Hydraulic \ Con Cuscinetto Idraulico	

92-01-184 **NISSAN** **90-01-100 \ 70-01-183 \ 80-01-137**

		Diam./Diam. [mm]	250
		Inner Diam./Diam. int. [mm]	157
		Fitted Diam./Diam. montaggio [mm]	305
		Centering Diam./Diam. centraggio [mm]	25
		Number of Teeth/N° denti	24



92-01-186 **NISSAN** **90-01-105 \ 70-01-104 \ 80-01-197**

		Diam./Diam. [mm]	200
		Inner Diam./Diam. int. [mm]	126
		Fitted Diam./Diam. montaggio [mm]	256
		Centering Diam./Diam. centraggio [mm]	20
		Number of Teeth/N° denti	18

92-01-187 **NISSAN** **90-01-107 \ 70-01-122 \ 80-01-196**

		Diam./Diam. [mm]	215
		Inner Diam./Diam. int. [mm]	138
		Fitted Diam./Diam. montaggio [mm]	264
		Centering Diam./Diam. centraggio [mm]	20
		Number of Teeth/N° denti	18

92-01-188 **NISSAN** **90-01-106 \ 70-01-188 \ 80-01-118**

		Diam./Diam. [mm]	160
		Inner Diam./Diam. int. [mm]	107
		Fitted Diam./Diam. montaggio [mm]	220
		Centering Diam./Diam. centraggio [mm]	18
		Number of Teeth/N° denti	16

92-01-189 **NISSAN** **90-01-100 \ 70-01-136 \ 80-01-198**

		Diam./Diam. [mm]	225
		Inner Diam./Diam. int. [mm]	147
		Fitted Diam./Diam. montaggio [mm]	288
		Centering Diam./Diam. centraggio [mm]	25
		Number of Teeth/N° denti	24

92-01-190 **NISSAN** **90-01-100 \ 70-01-134 \ 80-01-133**

		Diam./Diam. [mm]	240
		Inner Diam./Diam. int. [mm]	148
		Fitted Diam./Diam. montaggio [mm]	300
		Centering Diam./Diam. centraggio [mm]	25
		Number of Teeth/N° denti	24


92-01-191 **NISSAN** **90-01-103 \ 70-01-194 \ 80-01-193**

		Diam./Diam. [mm]	250
		Inner Diam./Diam. int. [mm]	160
		Fitted Diam./Diam. montaggio [mm]	302
		Centering Diam./Diam. centraggio [mm]	25
		Number of Teeth/N° denti	24

92-01-192 **NISSAN** **90-01-192 \ 70-01-100 \ 80-01-124**

		Diam./Diam. [mm]	200
		Inner Diam./Diam. int. [mm]	128
		Fitted Diam./Diam. montaggio [mm]	259
		Centering Diam./Diam. centraggio [mm]	25,5
		Number of Teeth/N° denti	24

92-01-193 **NISSAN**

		Diam./Diam. [mm]	240
		Inner Diam./Diam. int. [mm]	158
		Fitted Diam./Diam. montaggio [mm]	295
		Centering Diam./Diam. centraggio [mm]	28,7
		Number of Teeth/N° denti	10

92-01-194 **NISSAN** **90-01-192 \ 70-01-100 \ 80-01-100**

		Diam./Diam. [mm]	200
		Inner Diam./Diam. int. [mm]	128
		Fitted Diam./Diam. montaggio [mm]	259
		Centering Diam./Diam. centraggio [mm]	25
		Number of Teeth/N° denti	24

92-01-195 **DAEWOO - NISSAN**

		Diam./Diam. [mm]	240
		Inner Diam./Diam. int. [mm]	155
		Fitted Diam./Diam. montaggio [mm]	293
		Centering Diam./Diam. centraggio [mm]	28
		Number of Teeth/N° denti	10



92-01-196 NISSAN 90-01-100 \ 70-01-144 \ 80-01-136

		Diam./Diam. [mm]	240
		Inner Diam./Diam. int. [mm]	158
		Fitted Diam./Diam. montaggio [mm]	297
		Centering Diam./Diam. centraggio [mm]	25
		Number of Teeth/N° denti	24

92-01-197 NISSAN 90-01-105 \ 70-01-197 \ 80-01-197

		Diam./Diam. [mm]	200
		Inner Diam./Diam. int. [mm]	132
		Fitted Diam./Diam. montaggio [mm]	261
		Centering Diam./Diam. centraggio [mm]	20,5
		Number of Teeth/N° denti	18

92-01-199 NISSAN

		Diam./Diam. [mm]	200
		Inner Diam./Diam. int. [mm]	132
		Fitted Diam./Diam. montaggio [mm]	257,6
		Centering Diam./Diam. centraggio [mm]	26
		Number of Teeth/N° denti	24

92-02-200 TOYOTA 90-03-302 \ 70-02-218 \ 80-02-213

		Diam./Diam. [mm]	255
		Inner Diam./Diam. int. [mm]	152
		Fitted Diam./Diam. montaggio [mm]	312
		Centering Diam./Diam. centraggio [mm]	29
		Number of Teeth/N° denti	21

92-02-2000 TOYOTA 90-02-299 \ 70-02-296 \ 80-02-223

		Diam./Diam. [mm]	225
		Inner Diam./Diam. int. [mm]	140
		Fitted Diam./Diam. montaggio [mm]	281
		Centering Diam./Diam. centraggio [mm]	29
		Number of Teeth/N° denti	21

92-02-2001

90-02-299 \ 70-02-296 \ 80-02-240



Diam./Diam. [mm]	210
Inner Diam./Diam. int. [mm]	140
Fitted Diam./Diam. montaggio [mm]	281
Centering Diam./Diam. centraggio [mm]	24
Number of Teeth/N° denti	21

92-02-2002

90-02-220 \ 70-02-296 \ 80-02-240



Diam./Diam. [mm]	210
Inner Diam./Diam. int. [mm]	140
Fitted Diam./Diam. montaggio [mm]	281
Centering Diam./Diam. centraggio [mm]	24
Number of Teeth/N° denti	21

92-02-2004

TOYOTA

90-02-299 \ 70-02-288 \ 80-02-246



Diam./Diam. [mm]	235
Inner Diam./Diam. int. [mm]	148
Fitted Diam./Diam. montaggio [mm]	289
Centering Diam./Diam. centraggio [mm]	29
Number of Teeth/N° denti	21

92-02-2005

TOYOTA

90-02-299 \ 70-02-287 \ 80-02-299



Diam./Diam. [mm]	250
Inner Diam./Diam. int. [mm]	150
Fitted Diam./Diam. montaggio [mm]	289
Centering Diam./Diam. centraggio [mm]	29
Number of Teeth/N° denti	21

92-02-2006

90-03-302 \ 70-02-297 \ 80-02-229



Diam./Diam. [mm]	260
Inner Diam./Diam. int. [mm]	167
Fitted Diam./Diam. montaggio [mm]	314
Centering Diam./Diam. centraggio [mm]	29
Number of Teeth/N° denti	21



92-02-2008 TOYOTA 90-02-204 \ 70-02-224 \ 80-02-227

		Diam./Diam. [mm]	225
		Inner Diam./Diam. int. [mm]	142
		Fitted Diam./Diam. montaggio [mm]	292
		Centering Diam./Diam. centraggio [mm]	28,6
		Number of Teeth/N° denti	21

92-02-2009 90-02-204 \ 70-02-296 \ 80-02-201

		Diam./Diam. [mm]	225
		Inner Diam./Diam. int. [mm]	140
		Fitted Diam./Diam. montaggio [mm]	281
		Centering Diam./Diam. centraggio [mm]	28,7
		Number of Teeth/N° denti	21

92-02-201 DAIHATSU - TOYOTA 90-02-207 \ 70-02-205 \ 80-02-203

		Diam./Diam. [mm]	180
		Inner Diam./Diam. int. [mm]	118
		Fitted Diam./Diam. montaggio [mm]	230
		Centering Diam./Diam. centraggio [mm]	21,5
		Number of Teeth/N° denti	19

92-02-2012 TOYOTA 90-02-299 \ 70-02-296 \ 80-02-227

		Diam./Diam. [mm]	225
		Inner Diam./Diam. int. [mm]	140
		Fitted Diam./Diam. montaggio [mm]	281
		Centering Diam./Diam. centraggio [mm]	29
		Number of Teeth/N° denti	21

92-02-2013 TOYOTA

		Diam./Diam. [mm]	210
		Inner Diam./Diam. int. [mm]	145
		Fitted Diam./Diam. montaggio [mm]	265
		Centering Diam./Diam. centraggio [mm]	24
		Number of Teeth/N° denti	21



92-02-2014 TOYOTA 90-02-222 \ 70-02-203 \ 80-02-215

		Diam./Diam. [mm]	225
		Inner Diam./Diam. int. [mm]	143
		Fitted Diam./Diam. montaggio [mm]	266
		Centering Diam./Diam. centraggio [mm]	29,6
		Number of Teeth/N° denti	21

92-02-2014A TOYOTA

		Diam./Diam. [mm]	225
		Inner Diam./Diam. int. [mm]	143
		Fitted Diam./Diam. montaggio [mm]	266
		Centering Diam./Diam. centraggio [mm]	29,6
		Number of Teeth/N° denti	21

92-02-2014M TOYOTA

			Diam./Diam. [mm]	235
				Inner Diam./Diam. int. [mm]
		Fitted Diam./Diam. montaggio [mm]		275
		Centering Diam./Diam. centraggio [mm]		30
		Number of Teeth/N° denti		21

92-02-2015 TOYOTA 90-02-214 \ 70-02-299 \ 80-02-249

		Diam./Diam. [mm]	235
		Inner Diam./Diam. int. [mm]	148
		Fitted Diam./Diam. montaggio [mm]	289
		Centering Diam./Diam. centraggio [mm]	28,6
		Number of Teeth/N° denti	21

92-02-2016 TOYOTA 90-02-216 \ 70-02-296 \ 80-02-253

		Diam./Diam. [mm]	225
		Inner Diam./Diam. int. [mm]	140
		Fitted Diam./Diam. montaggio [mm]	281
		Centering Diam./Diam. centraggio [mm]	26,7
		Number of Teeth/N° denti	20



92-02-2017

TOYOTA

90-02-216 \ 70-02-254 \ 80-02-227

		Diam./Diam. [mm]	225
		Inner Diam./Diam. int. [mm]	138
		Fitted Diam./Diam. montaggio [mm]	284
		Centering Diam./Diam. centraggio [mm]	29
		Number of Teeth/N° denti	21

92-02-2018

TOYOTA

90-02-216 \ 70-02-254 \ 80-02-244

		Diam./Diam. [mm]	225
		Inner Diam./Diam. int. [mm]	138
		Fitted Diam./Diam. montaggio [mm]	283
		Centering Diam./Diam. centraggio [mm]	27
		Number of Teeth/N° denti	20

92-02-2019

90-02-214 \ 70-02-254 \ 80-02-218

		Diam./Diam. [mm]	225
		Inner Diam./Diam. int. [mm]	138
		Fitted Diam./Diam. montaggio [mm]	284
		Centering Diam./Diam. centraggio [mm]	28,6
		Number of Teeth/N° denti	21

92-02-202

TOYOTA

90-02-297 \ 70-02-205 \ 80-02-203

		Diam./Diam. [mm]	180
		Inner Diam./Diam. int. [mm]	118
		Fitted Diam./Diam. montaggio [mm]	230
		Centering Diam./Diam. centraggio [mm]	21,5
		Number of Teeth/N° denti	19

92-02-2020

TOYOTA

90-02-217 \ 70-02-206 \ 80-02-219

		Diam./Diam. [mm]	210
		Inner Diam./Diam. int. [mm]	137
		Fitted Diam./Diam. montaggio [mm]	268
		Centering Diam./Diam. centraggio [mm]	24
		Number of Teeth/N° denti	21

92-02-2022 TOYOTA 90-02-204 \ 70-02-296 \ 80-02-227

		Diam./Diam. [mm]	225
		Inner Diam./Diam. int. [mm]	140
		Fitted Diam./Diam. montaggio [mm]	281
		Centering Diam./Diam. centraggio [mm]	28,8
		Number of Teeth/N° denti	21

92-02-2023 TOYOTA 90-02-220 \ 70-02-296 \ 80-02-227

		Diam./Diam. [mm]	225
		Inner Diam./Diam. int. [mm]	140
		Fitted Diam./Diam. montaggio [mm]	281
		Centering Diam./Diam. centraggio [mm]	28,8
		Number of Teeth/N° denti	21

92-02-2024 TOYOTA 90-02-220 \ 70-02-256 \ 80-02-282

		Diam./Diam. [mm]	235
		Inner Diam./Diam. int. [mm]	150
		Fitted Diam./Diam. montaggio [mm]	290
		Centering Diam./Diam. centraggio [mm]	28,5
		Number of Teeth/N° denti	21

92-02-2025 TOYOTA 90-02-220 \ 70-02-296 \ 80-02-257

		Diam./Diam. [mm]	225
		Inner Diam./Diam. int. [mm]	140
		Fitted Diam./Diam. montaggio [mm]	281
		Centering Diam./Diam. centraggio [mm]	29,6
		Number of Teeth/N° denti	21

92-02-2026 TOYOTA 90-03-302 \ 70-02-296 \ 80-02-257

		Diam./Diam. [mm]	225
		Inner Diam./Diam. int. [mm]	140
		Fitted Diam./Diam. montaggio [mm]	281
		Centering Diam./Diam. centraggio [mm]	29,6
		Number of Teeth/N° denti	21



92-02-2027

90-02-201 \ 70-02-296 \ 80-02-257



Diam./Diam. [mm]	225
Inner Diam./Diam. int. [mm]	140
Fitted Diam./Diam. montaggio [mm]	281
Centering Diam./Diam. centraggio [mm]	29,6
Number of Teeth/N° denti	21

92-02-2028

TOYOTA

90-02-299 \ 70-02-291 \ 80-02-257



Diam./Diam. [mm]	225
Inner Diam./Diam. int. [mm]	140
Fitted Diam./Diam. montaggio [mm]	280
Centering Diam./Diam. centraggio [mm]	29,6
Number of Teeth/N° denti	21

92-02-2029

TOYOTA

90-02-293 \ 70-02-296 \ 80-02-283



Diam./Diam. [mm]	225
Inner Diam./Diam. int. [mm]	140
Fitted Diam./Diam. montaggio [mm]	281
Centering Diam./Diam. centraggio [mm]	29,5
Number of Teeth/N° denti	21

92-02-203

TOYOTA

90-02-211 \ 70-02-238 \ 80-02-238



Diam./Diam. [mm]	180
Inner Diam./Diam. int. [mm]	122
Fitted Diam./Diam. montaggio [mm]	229
Centering Diam./Diam. centraggio [mm]	24
Number of Teeth/N° denti	21

92-02-2030

TOYOTA

90-02-299 \ 70-02-276 \ 80-02-257



Diam./Diam. [mm]	225
Inner Diam./Diam. int. [mm]	144
Fitted Diam./Diam. montaggio [mm]	284
Centering Diam./Diam. centraggio [mm]	29,6
Number of Teeth/N° denti	21

92-02-2031 TOYOTA 90-02-229 \ 70-02-255 \ 80-02-219

		Diam./Diam. [mm]	210
		Inner Diam./Diam. int. [mm]	138
		Fitted Diam./Diam. montaggio [mm]	267
		Centering Diam./Diam. centraggio [mm]	24
		Number of Teeth/N° denti	21

92-02-2032 TOYOTA 90-02-223 \ 70-02-281 \ 80-02-286

		Diam./Diam. [mm]	260
		Inner Diam./Diam. int. [mm]	162
		Fitted Diam./Diam. montaggio [mm]	317
		Centering Diam./Diam. centraggio [mm]	29,5
		Number of Teeth/N° denti	21

92-02-2034 TOYOTA 90-02-291 \ 70-02-297 \ 80-02-281

		Diam./Diam. [mm]	260
		Inner Diam./Diam. int. [mm]	167
		Fitted Diam./Diam. montaggio [mm]	314
		Centering Diam./Diam. centraggio [mm]	28,5
		Number of Teeth/N° denti	21

92-02-2035 TOYOTA 90-02-220 \ 70-02-296 \ 80-02-218

		Diam./Diam. [mm]	225
		Inner Diam./Diam. int. [mm]	140
		Fitted Diam./Diam. montaggio [mm]	281
		Centering Diam./Diam. centraggio [mm]	28,6
		Number of Teeth/N° denti	21

92-02-2036 TOYOTA 90-02-214 \ 70-02-275 \ 80-02-248

		Diam./Diam. [mm]	225
		Inner Diam./Diam. int. [mm]	139
		Fitted Diam./Diam. montaggio [mm]	266
		Centering Diam./Diam. centraggio [mm]	29
		Number of Teeth/N° denti	21



92-02-2037 TOYOTA 90-02-216 \ 70-02-212 \ 80-02-208

		Diam./Diam. [mm]	225
		Inner Diam./Diam. int. [mm]	138
		Fitted Diam./Diam. montaggio [mm]	284
		Centering Diam./Diam. centraggio [mm]	27
		Number of Teeth/N° denti	20

92-02-2038 TOYOTA 90-02-299 \ 70-02-283 \ 80-02-246

		Diam./Diam. [mm]	235
		Inner Diam./Diam. int. [mm]	143
		Fitted Diam./Diam. montaggio [mm]	293
		Centering Diam./Diam. centraggio [mm]	29
		Number of Teeth/N° denti	21

92-02-2039 TOYOTA 90-02-204 \ 70-02-289 \ 80-02-246

		Diam./Diam. [mm]	235
		Inner Diam./Diam. int. [mm]	143
		Fitted Diam./Diam. montaggio [mm]	294
		Centering Diam./Diam. centraggio [mm]	29
		Number of Teeth/N° denti	21

92-02-204 TOYOTA 90-02-204 \ 70-02-213 \ 80-02-210

		Diam./Diam. [mm]	190
		Inner Diam./Diam. int. [mm]	126
		Fitted Diam./Diam. montaggio [mm]	243
		Centering Diam./Diam. centraggio [mm]	24
		Number of Teeth/N° denti	21

92-02-2040 TOYOTA 90-02-219 \ 70-02-289 \ 80-02-246

		Diam./Diam. [mm]	235
		Inner Diam./Diam. int. [mm]	143
		Fitted Diam./Diam. montaggio [mm]	294
		Centering Diam./Diam. centraggio [mm]	29
		Number of Teeth/N° denti	21

92-02-2041 TOYOTA 90-02-213 \ 70-02-278 \ 80-02-254

		Diam./Diam. [mm]	240
		Inner Diam./Diam. int. [mm]	158
		Fitted Diam./Diam. montaggio [mm]	293
		Centering Diam./Diam. centraggio [mm]	29,6
		Number of Teeth/N° denti	21

92-02-2042 TOYOTA 90-02-294 \ 70-02-289 \ 80-02-284

		Diam./Diam. [mm]	235
		Inner Diam./Diam. int. [mm]	143
		Fitted Diam./Diam. montaggio [mm]	294
		Centering Diam./Diam. centraggio [mm]	29,5
		Number of Teeth/N° denti	21

92-02-2043 TOYOTA 90-02-220 \ 70-02-296 \ 80-02-279

		Diam./Diam. [mm]	210
		Inner Diam./Diam. int. [mm]	140
		Fitted Diam./Diam. montaggio [mm]	281
		Centering Diam./Diam. centraggio [mm]	29,6
		Number of Teeth/N° denti	21

92-02-2044 TOYOTA 90-02-226 \ 70-02-220 \ 80-02-224

		Diam./Diam. [mm]	190
		Inner Diam./Diam. int. [mm]	126
		Fitted Diam./Diam. montaggio [mm]	241
		Centering Diam./Diam. centraggio [mm]	21,5
		Number of Teeth/N° denti	19

92-02-2045 TOYOTA 90-02-229 \ 70-02-221 \ 80-02-216

		Diam./Diam. [mm]	200
		Inner Diam./Diam. int. [mm]	127
		Fitted Diam./Diam. montaggio [mm]	254
		Centering Diam./Diam. centraggio [mm]	24
		Number of Teeth/N° denti	21



92-02-2048 TOYOTA 90-02-214 \ 70-02-279 \ 80-02-246

		Diam./Diam. [mm]	235
		Inner Diam./Diam. int. [mm]	148
		Fitted Diam./Diam. montaggio [mm]	289
		Centering Diam./Diam. centraggio [mm]	29
		Number of Teeth/N° denti	21

92-02-2049 TOYOTA 90-02-290 \ 70-02-292 \ 80-02-292

		Diam./Diam. [mm]	275
		Inner Diam./Diam. int. [mm]	168
		Fitted Diam./Diam. montaggio [mm]	328
		Centering Diam./Diam. centraggio [mm]	29,5
		Number of Teeth/N° denti	21

92-02-205 TOYOTA 90-02-204 \ 70-02-227 \ 80-02-210

		Diam./Diam. [mm]	190
		Inner Diam./Diam. int. [mm]	128
		Fitted Diam./Diam. montaggio [mm]	246
		Centering Diam./Diam. centraggio [mm]	24
		Number of Teeth/N° denti	21

92-02-2050 TOYOTA 90-02-217 \ 70-02-255 \ 80-02-219

		Diam./Diam. [mm]	210
		Inner Diam./Diam. int. [mm]	138
		Fitted Diam./Diam. montaggio [mm]	267
		Centering Diam./Diam. centraggio [mm]	24
		Number of Teeth/N° denti	21

92-02-2051 TOYOTA 90-02-201 \ 70-02-296 \ 80-02-227

		Diam./Diam. [mm]	225
		Inner Diam./Diam. int. [mm]	140
		Fitted Diam./Diam. montaggio [mm]	281
		Centering Diam./Diam. centraggio [mm]	29
		Number of Teeth/N° denti	21

92-02-2052 TOYOTA 90-02-220 \ 70-02-296 \ 80-02-211

		Diam./Diam. [mm]	210
		Inner Diam./Diam. int. [mm]	140
		Fitted Diam./Diam. montaggio [mm]	281
		Centering Diam./Diam. centraggio [mm]	29
		Number of Teeth/N° denti	21

92-02-2053 TOYOTA 90-03-302 \ 70-02-282 \ 80-02-287

		Diam./Diam. [mm]	260
		Inner Diam./Diam. int. [mm]	167
		Fitted Diam./Diam. montaggio [mm]	318
		Centering Diam./Diam. centraggio [mm]	29,5
		Number of Teeth/N° denti	21

92-02-2054 TOYOTA 90-02-299 \ 70-02-299 \ 80-02-295

		Diam./Diam. [mm]	235
		Inner Diam./Diam. int. [mm]	148
		Fitted Diam./Diam. montaggio [mm]	289
		Centering Diam./Diam. centraggio [mm]	29
		Number of Teeth/N° denti	21

92-02-2056 TOYOTA 90-02-216 \ 70-02-231 \ 80-02-208

		Diam./Diam. [mm]	225
		Inner Diam./Diam. int. [mm]	138
		Fitted Diam./Diam. montaggio [mm]	280
		Centering Diam./Diam. centraggio [mm]	27
		Number of Teeth/N° denti	20

92-02-2057 TOYOTA 90-02-216 \ 70-02-231 \ 80-02-244

		Diam./Diam. [mm]	225
		Inner Diam./Diam. int. [mm]	147,7
		Fitted Diam./Diam. montaggio [mm]	283,3
		Centering Diam./Diam. centraggio [mm]	27,6
		Number of Teeth/N° denti	20



92-02-2058 TOYOTA 90-02-214 \ 70-02-234 \ 80-02-234

		Diam./Diam. [mm]	225
		Inner Diam./Diam. int. [mm]	138
		Fitted Diam./Diam. montaggio [mm]	266
		Centering Diam./Diam. centraggio [mm]	29
		Number of Teeth/N° denti	21

92-02-2059 TOYOTA 90-02-223 \ 70-02-232 \ 80-02-245

		Diam./Diam. [mm]	260
		Inner Diam./Diam. int. [mm]	167
		Fitted Diam./Diam. montaggio [mm]	313
		Centering Diam./Diam. centraggio [mm]	29,5
		Number of Teeth/N° denti	21

92-02-206 90-02-201 \ 70-02-200 \ 80-02-235

		Diam./Diam. [mm]	190
		Inner Diam./Diam. int. [mm]	130
		Fitted Diam./Diam. montaggio [mm]	255
		Centering Diam./Diam. centraggio [mm]	24
		Number of Teeth/N° denti	21

92-02-2060 TOYOTA 90-02-210 \ 70-02-292 \ 80-02-292

		Diam./Diam. [mm]	275
		Inner Diam./Diam. int. [mm]	168
		Fitted Diam./Diam. montaggio [mm]	328
		Centering Diam./Diam. centraggio [mm]	29,5
		Number of Teeth/N° denti	21

92-02-2061 TOYOTA 90-02-289 \ 70-02-231 \ 80-02-280

		Diam./Diam. [mm]	225
		Inner Diam./Diam. int. [mm]	138
		Fitted Diam./Diam. montaggio [mm]	280
		Centering Diam./Diam. centraggio [mm]	27,7
		Number of Teeth/N° denti	20

92-02-2064 TOYOTA 90-02-204 \ 70-02-296 \ 80-02-211

		Diam./Diam. [mm]	210
		Inner Diam./Diam. int. [mm]	140
		Fitted Diam./Diam. montaggio [mm]	281
		Centering Diam./Diam. centraggio [mm]	29
		Number of Teeth/N° denti	21

92-02-2065 TOYOTA 90-02-226 \ 70-02-236 \ 80-02-285

		Diam./Diam. [mm]	200
		Inner Diam./Diam. int. [mm]	137
		Fitted Diam./Diam. montaggio [mm]	255
		Centering Diam./Diam. centraggio [mm]	24
		Number of Teeth/N° denti	21

92-02-2067 TOYOTA - VW 90-02-204 \ 70-02-249 \ 80-02-218

		Diam./Diam. [mm]	225
		Inner Diam./Diam. int. [mm]	138
		Fitted Diam./Diam. montaggio [mm]	266
		Centering Diam./Diam. centraggio [mm]	28,6
		Number of Teeth/N° denti	21

92-02-2068 VW - TOYOTA 90-02-204 \ 70-02-296 \ 80-02-257

		Diam./Diam. [mm]	225
		Inner Diam./Diam. int. [mm]	140
		Fitted Diam./Diam. montaggio [mm]	281
		Centering Diam./Diam. centraggio [mm]	29,6
		Number of Teeth/N° denti	21

92-02-2069 VW 90-02-299 \ 70-02-262 \ 80-02-257

		Diam./Diam. [mm]	225
		Inner Diam./Diam. int. [mm]	148
		Fitted Diam./Diam. montaggio [mm]	287
		Centering Diam./Diam. centraggio [mm]	29,6
		Number of Teeth/N° denti	21



92-02-207 **TOYOTA** **90-02-211 \ 70-02-240 \ 80-02-235**

		Diam./Diam. [mm]	190
		Inner Diam./Diam. int. [mm]	126
		Fitted Diam./Diam. montaggio [mm]	246
		Centering Diam./Diam. centraggio [mm]	24
		Number of Teeth/N° denti	21

92-02-2070 **TOYOTA** **90-02-234 \ 70-02-244**

		Diam./Diam. [mm]	210
		Inner Diam./Diam. int. [mm]	137
		Fitted Diam./Diam. montaggio [mm]	267
		Centering Diam./Diam. centraggio [mm]	24
		Number of Teeth/N° denti	21
Semi-automatic Gearbox 5MT \ Cambio Robotizzato 5M			

92-02-2071 **TOYOTA** **90-02-200 \ 70-02-233 \ 80-02-293**

		Diam./Diam. [mm]	300
		Inner Diam./Diam. int. [mm]	176
		Fitted Diam./Diam. montaggio [mm]	364
		Centering Diam./Diam. centraggio [mm]	32
		Number of Teeth/N° denti	14

92-02-2072 **TOYOTA** **90-02-299 \ 70-02-256 \ 80-02-246**

		Diam./Diam. [mm]	235
		Inner Diam./Diam. int. [mm]	150
		Fitted Diam./Diam. montaggio [mm]	290
		Centering Diam./Diam. centraggio [mm]	29
		Number of Teeth/N° denti	21

92-02-2074 **TOYOTA**

		Diam./Diam. [mm]	300
		Inner Diam./Diam. int. [mm]	189
		Fitted Diam./Diam. montaggio [mm]	364,5
		Centering Diam./Diam. centraggio [mm]	32
		Number of Teeth/N° denti	14

92-02-2075 TOYOTA

		Diam./Diam. [mm]	235
		Inner Diam./Diam. int. [mm]	148
		Fitted Diam./Diam. montaggio [mm]	288
		Centering Diam./Diam. centraggio [mm]	29,5
		Number of Teeth/N° denti	21

92-02-2077 TOYOTA

		Diam./Diam. [mm]	235
		Inner Diam./Diam. int. [mm]	143
		Fitted Diam./Diam. montaggio [mm]	287
		Centering Diam./Diam. centraggio [mm]	29,5
		Number of Teeth/N° denti	21

92-02-2079 TOYOTA

		Diam./Diam. [mm]	235
		Inner Diam./Diam. int. [mm]	143
		Fitted Diam./Diam. montaggio [mm]	287
		Centering Diam./Diam. centraggio [mm]	29,5
		Number of Teeth/N° denti	21

92-02-208 TOYOTA 90-02-211 \ 70-02-236 \ 80-02-216

		Diam./Diam. [mm]	200
		Inner Diam./Diam. int. [mm]	126
		Fitted Diam./Diam. montaggio [mm]	255
		Centering Diam./Diam. centraggio [mm]	24
		Number of Teeth/N° denti	21

92-02-2080 TOYOTA 90-02-295 \ 70-02-299 \ 80-02-289

		Diam./Diam. [mm]	235
		Inner Diam./Diam. int. [mm]	148
		Fitted Diam./Diam. montaggio [mm]	289
		Centering Diam./Diam. centraggio [mm]	28,5
		Number of Teeth/N° denti	21



92-02-2081

TOYOTA



Diam./Diam. [mm]	235
Inner Diam./Diam. int. [mm]	143
Fitted Diam./Diam. montaggio [mm]	276
Centering Diam./Diam. centraggio [mm]	29
Number of Teeth/N° denti	21

92-02-2082

TOYOTA



Diam./Diam. [mm]	275
Inner Diam./Diam. int. [mm]	168
Fitted Diam./Diam. montaggio [mm]	329
Centering Diam./Diam. centraggio [mm]	29
Number of Teeth/N° denti	21

92-02-2083

TOYOTA



Diam./Diam. [mm]	210
Inner Diam./Diam. int. [mm]	138
Fitted Diam./Diam. montaggio [mm]	264
Centering Diam./Diam. centraggio [mm]	24
Number of Teeth/N° denti	21

92-02-2084

TOYOTA



Diam./Diam. [mm]	235
Inner Diam./Diam. int. [mm]	143
Fitted Diam./Diam. montaggio [mm]	287
Centering Diam./Diam. centraggio [mm]	29,5
Number of Teeth/N° denti	21

92-02-2085

LEXUS



Diam./Diam. [mm]	225
Inner Diam./Diam. int. [mm]	143
Fitted Diam./Diam. montaggio [mm]	280
Centering Diam./Diam. centraggio [mm]	29,5
Number of Teeth/N° denti	21

92-02-2087		TOYOTA		90-02-217 \ 70-02-255 \ 80-02-260	
		Diam./Diam. [mm]	210		
		Inner Diam./Diam. int. [mm]	137		
		Fitted Diam./Diam. montaggio [mm]	268		
		Centering Diam./Diam. centraggio [mm]	24		
		Number of Teeth/N° denti	21		
92-02-2088		TOYOTA		90-02-217 \ 70-02-242 \ 80-02-260	
		Diam./Diam. [mm]	210		
		Inner Diam./Diam. int. [mm]	137		
		Fitted Diam./Diam. montaggio [mm]	268		
		Centering Diam./Diam. centraggio [mm]	24		
		Number of Teeth/N° denti	21		
92-02-2089		TOYOTA		90-02-214 \ 70-02-258 \ 80-02-251	
		Diam./Diam. [mm]	225		
		Inner Diam./Diam. int. [mm]	148		
		Fitted Diam./Diam. montaggio [mm]	265		
		Centering Diam./Diam. centraggio [mm]	29		
		Number of Teeth/N° denti	21		
92-02-209		TOYOTA		90-02-216 \ 70-02-231 \ 80-02-237	
		Diam./Diam. [mm]	210		
		Inner Diam./Diam. int. [mm]	138		
		Fitted Diam./Diam. montaggio [mm]	280		
		Centering Diam./Diam. centraggio [mm]	26,6		
		Number of Teeth/N° denti	20		
92-02-2090		TOYOTA		90-02-226 \ 70-02-236 \ 80-02-216	
		Diam./Diam. [mm]	200		
		Inner Diam./Diam. int. [mm]	126		
		Fitted Diam./Diam. montaggio [mm]	255		
		Centering Diam./Diam. centraggio [mm]	24		
		Number of Teeth/N° denti	21		



92-02-2091 PEUGEOT - CITROEN - TOYOTA 90-02-230 \ 70-02-261 \ 80-02-261

		Diam./Diam. [mm]	190
		Inner Diam./Diam. int. [mm]	132
		Fitted Diam./Diam. montaggio [mm]	239
		Centering Diam./Diam. centraggio [mm]	22
		Number of Teeth/N° denti	19

92-02-2092 TOYOTA 90-02-231 \ 70-02-266

		Diam./Diam. [mm]	235
		Inner Diam./Diam. int. [mm]	155
		Fitted Diam./Diam. montaggio [mm]	285
		Centering Diam./Diam. centraggio [mm]	29
		Number of Teeth/N° denti	21

92-02-2093 TOYOTA 90-02-229 \ 70-02-268 \ 80-02-255

		Diam./Diam. [mm]	210
		Inner Diam./Diam. int. [mm]	140
		Fitted Diam./Diam. montaggio [mm]	264
		Centering Diam./Diam. centraggio [mm]	24
		Number of Teeth/N° denti	21

92-02-2094 TOYOTA 90-02-214 \ 70-02-267 \ 80-02-263

		Diam./Diam. [mm]	235
		Inner Diam./Diam. int. [mm]	150
		Fitted Diam./Diam. montaggio [mm]	286
		Centering Diam./Diam. centraggio [mm]	29
		Number of Teeth/N° denti	21

92-02-2096 TOYOTA - PEUGEOT - CITROEN 90-02-230 \ 70-02-270 \ 80-02-265

		Diam./Diam. [mm]	200
		Inner Diam./Diam. int. [mm]	138
		Fitted Diam./Diam. montaggio [mm]	239
		Centering Diam./Diam. centraggio [mm]	22
		Number of Teeth/N° denti	19

92-02-2097 TOYOTA 90-02-217 \ 70-02-237 \ 80-02-266

		Diam./Diam. [mm]	200
		Inner Diam./Diam. int. [mm]	139
		Fitted Diam./Diam. montaggio [mm]	252
		Centering Diam./Diam. centraggio [mm]	24
		Number of Teeth/N° denti	21


92-02-2098 TOYOTA 90-02-229 \ 70-02-271 \ 80-02-267

		Diam./Diam. [mm]	210
		Inner Diam./Diam. int. [mm]	137
		Fitted Diam./Diam. montaggio [mm]	268
		Centering Diam./Diam. centraggio [mm]	24
		Number of Teeth/N° denti	21



92-02-2099 TOYOTA 90-02-233 \ 70-02-272 \ 80-02-268

		Diam./Diam. [mm]	225
		Inner Diam./Diam. int. [mm]	148
		Fitted Diam./Diam. montaggio [mm]	283
		Centering Diam./Diam. centraggio [mm]	29
		Number of Teeth/N° denti	21

92-02-210 DAIHATSU - TOYOTA 90-02-204 \ 70-02-200 \ 80-02-200

		Diam./Diam. [mm]	190
		Inner Diam./Diam. int. [mm]	130
		Fitted Diam./Diam. montaggio [mm]	255
		Centering Diam./Diam. centraggio [mm]	24
		Number of Teeth/N° denti	21

92-02-2100 TOYOTA 90-02-226 \ 70-02-246 \ 80-02-269

		Diam./Diam. [mm]	200
		Inner Diam./Diam. int. [mm]	138
		Fitted Diam./Diam. montaggio [mm]	239
		Centering Diam./Diam. centraggio [mm]	24
		Number of Teeth/N° denti	21



92-02-2101 TOYOTA 90-02-230 \ 70-02-265 \ 80-02-270

			Diam./Diam. [mm]	200
			Inner Diam./Diam. int. [mm]	138
			Fitted Diam./Diam. montaggio [mm]	238
			Centering Diam./Diam. centraggio [mm]	22
			Number of Teeth/N° denti	19

92-02-2102 TOYOTA 90-02-235 \ 70-02-273 \ 80-02-271

			Diam./Diam. [mm]	260
			Inner Diam./Diam. int. [mm]	168
			Fitted Diam./Diam. montaggio [mm]	314
			Centering Diam./Diam. centraggio [mm]	29
			Number of Teeth/N° denti	21

92-02-2104 TOYOTA 90-02-236 \ 70-02-252 \ 80-02-273

			Diam./Diam. [mm]	225
			Inner Diam./Diam. int. [mm]	149
			Fitted Diam./Diam. montaggio [mm]	265
			Centering Diam./Diam. centraggio [mm]	24
			Number of Teeth/N° denti	21
With Bearing Hydraulic \ Con Cuscinetto Idraulico				

92-02-2105 TOYOTA - SUBARU 90-02-236 \ 70-02-260 \ 80-02-274

			Diam./Diam. [mm]	200
			Inner Diam./Diam. int. [mm]	137
			Fitted Diam./Diam. montaggio [mm]	252
			Centering Diam./Diam. centraggio [mm]	24
			Number of Teeth/N° denti	21
With Bearing Hydraulic \ Con Cuscinetto Idraulico				




92-02-2107 TOYOTA 90-02-231 \ 70-02-2001

			Diam./Diam. [mm]	250
			Inner Diam./Diam. int. [mm]	159
			Fitted Diam./Diam. montaggio [mm]	286
			Centering Diam./Diam. centraggio [mm]	29
			Number of Teeth/N° denti	21

92-02-2108 TOYOTA - PEUGEOT - CITROEN 90-02-230 \ 70-02-2002

			Diam./Diam. [mm]	200
			Inner Diam./Diam. int. [mm]	127
			Fitted Diam./Diam. montaggio [mm]	242
			Centering Diam./Diam. centraggio [mm]	22
			Number of Teeth/N° denti	19




92-02-2109 TOYOTA 90-02-220 \ 70-02-236 \ 80-02-231

			Diam./Diam. [mm]	200
			Inner Diam./Diam. int. [mm]	126
			Fitted Diam./Diam. montaggio [mm]	255
			Centering Diam./Diam. centraggio [mm]	29
			Number of Teeth/N° denti	21




92-02-211 TOYOTA 90-02-201 \ 70-02-200 \ 80-02-200

			Diam./Diam. [mm]	190
			Inner Diam./Diam. int. [mm]	130
			Fitted Diam./Diam. montaggio [mm]	255
			Centering Diam./Diam. centraggio [mm]	24
			Number of Teeth/N° denti	21

92-02-2112 TOYOTA 90-02-223 \ 70-02-232 \ 80-02-271



			Diam./Diam. [mm]	260
			Inner Diam./Diam. int. [mm]	167
			Fitted Diam./Diam. montaggio [mm]	313
			Centering Diam./Diam. centraggio [mm]	29
			Number of Teeth/N° denti	21

92-02-2113 TOYOTA



			Diam./Diam. [mm]	215
			Inner Diam./Diam. int. [mm]	143,5
			Fitted Diam./Diam. montaggio [mm]	262
			Centering Diam./Diam. centraggio [mm]	20,5
			Number of Teeth/N° denti	18





92-02-2114 TOYOTA 90-02-236 \ 70-02-2004 \ 80-02-277

 <p>2114</p>	 <p>2114</p>	Diam./Diam. [mm]	215
		Inner Diam./Diam. int. [mm]	137
		Fitted Diam./Diam. montaggio [mm]	265
		Centering Diam./Diam. centraggio [mm]	24
		Number of Teeth/N° denti	21
With Bearing Hydraulic \ Con Cuscinetto Idraulico			



92-02-2115 TOYOTA 90-02-204 \ 70-08-816 \ 80-02-227

 <p>2115</p>	 <p>2115</p>	Diam./Diam. [mm]	225
		Inner Diam./Diam. int. [mm]	149
		Fitted Diam./Diam. montaggio [mm]	280
		Centering Diam./Diam. centraggio [mm]	28
		Number of Teeth/N° denti	21



92-02-2116 TOYOTA 90-02-294 \ 70-02-285 \ 80-02-295

 <p>2116</p>	 <p>2116</p>	Diam./Diam. [mm]	235
		Inner Diam./Diam. int. [mm]	148
		Fitted Diam./Diam. montaggio [mm]	286
		Centering Diam./Diam. centraggio [mm]	29
		Number of Teeth/N° denti	21

92-02-2117 TOYOTA - SUBARU 90-02-239 \ 70-02-252 \ 80-02-278

 <p>2117</p>	 <p>2117</p>	Diam./Diam. [mm]	225
		Inner Diam./Diam. int. [mm]	149
		Fitted Diam./Diam. montaggio [mm]	265
		Centering Diam./Diam. centraggio [mm]	24
		Number of Teeth/N° denti	21
With Bearing Hydraulic \ Con Cuscinetto Idraulico			

92-02-2118 TOYOTA

 <p>2118</p>	 <p>2118</p>	Diam./Diam. [mm]	275
		Inner Diam./Diam. int. [mm]	173
		Fitted Diam./Diam. montaggio [mm]	331
		Centering Diam./Diam. centraggio [mm]	30
		Number of Teeth/N° denti	21

92-02-212 TOYOTA 90-02-216 \ 70-02-231 \ 80-02-232

		Diam./Diam. [mm]	225
		Inner Diam./Diam. int. [mm]	138
		Fitted Diam./Diam. montaggio [mm]	280
		Centering Diam./Diam. centraggio [mm]	27
		Number of Teeth/N° denti	20

92-02-213 TOYOTA 90-02-216 \ 70-02-231 \ 80-02-243

		Diam./Diam. [mm]	225
		Inner Diam./Diam. int. [mm]	138
		Fitted Diam./Diam. montaggio [mm]	280
		Centering Diam./Diam. centraggio [mm]	28
		Number of Teeth/N° denti	20

92-02-214 TOYOTA 90-02-216 \ 70-02-231 \ 80-02-253

		Diam./Diam. [mm]	225
		Inner Diam./Diam. int. [mm]	138
		Fitted Diam./Diam. montaggio [mm]	280
		Centering Diam./Diam. centraggio [mm]	26,7
		Number of Teeth/N° denti	20

92-02-215 TOYOTA 90-02-201 \ 70-02-226 \ 80-02-223

		Diam./Diam. [mm]	225
		Inner Diam./Diam. int. [mm]	140
		Fitted Diam./Diam. montaggio [mm]	283
		Centering Diam./Diam. centraggio [mm]	29
		Number of Teeth/N° denti	21

92-02-216 DAIHATSU - TOYOTA 90-02-201 \ 70-02-296 \ 80-02-211

		Diam./Diam. [mm]	210
		Inner Diam./Diam. int. [mm]	140
		Fitted Diam./Diam. montaggio [mm]	281
		Centering Diam./Diam. centraggio [mm]	29
		Number of Teeth/N° denti	21



92-02-217 TOYOTA 90-02-204 \ 70-02-296 \ 80-02-211

		Diam./Diam. [mm]	210
		Inner Diam./Diam. int. [mm]	140
		Fitted Diam./Diam. montaggio [mm]	281
		Centering Diam./Diam. centraggio [mm]	29
		Number of Teeth/N° denti	21

92-02-218 TOYOTA 90-02-204 \ 70-02-296 \ 80-02-222

		Diam./Diam. [mm]	225
		Inner Diam./Diam. int. [mm]	140
		Fitted Diam./Diam. montaggio [mm]	281
		Centering Diam./Diam. centraggio [mm]	29,5
		Number of Teeth/N° denti	21

92-02-222 TOYOTA 90-02-211 \ 70-02-242 \ 80-02-240

		Diam./Diam. [mm]	210
		Inner Diam./Diam. int. [mm]	138
		Fitted Diam./Diam. montaggio [mm]	267
		Centering Diam./Diam. centraggio [mm]	24
		Number of Teeth/N° denti	21

92-02-224 TOYOTA 90-02-214 \ 70-02-263 \ 80-02-295

		Diam./Diam. [mm]	235
		Inner Diam./Diam. int. [mm]	143
		Fitted Diam./Diam. montaggio [mm]	289
		Centering Diam./Diam. centraggio [mm]	29
		Number of Teeth/N° denti	21

92-02-226 TOYOTA 90-02-204 \ 70-02-236 \ 80-02-231

		Diam./Diam. [mm]	200
		Inner Diam./Diam. int. [mm]	126
		Fitted Diam./Diam. montaggio [mm]	255
		Centering Diam./Diam. centraggio [mm]	29,5
		Number of Teeth/N° denti	21


92-02-227 TOYOTA 90-02-211 \ 70-02-236 \ 80-02-235

		Diam./Diam. [mm]	190
		Inner Diam./Diam. int. [mm]	126
		Fitted Diam./Diam. montaggio [mm]	254
		Centering Diam./Diam. centraggio [mm]	24
		Number of Teeth/N° denti	21

92-02-228 TOYOTA 90-02-211 \ 70-02-201 \ 80-02-216

		Diam./Diam. [mm]	200
		Inner Diam./Diam. int. [mm]	137
		Fitted Diam./Diam. montaggio [mm]	255
		Centering Diam./Diam. centraggio [mm]	24
		Number of Teeth/N° denti	21

92-02-230 90-02-204 \ 70-02-216 \ 80-02-295

		Diam./Diam. [mm]	235
		Inner Diam./Diam. int. [mm]	145
		Fitted Diam./Diam. montaggio [mm]	279
		Centering Diam./Diam. centraggio [mm]	29
		Number of Teeth/N° denti	21

92-02-231 90-09-900 \ 70-02-205 \ 80-02-203

		Diam./Diam. [mm]	180
		Inner Diam./Diam. int. [mm]	118
		Fitted Diam./Diam. montaggio [mm]	230
		Centering Diam./Diam. centraggio [mm]	21,5
		Number of Teeth/N° denti	19

92-02-233 TOYOTA 90-02-204 \ 70-02-226 \ 80-02-201

		Diam./Diam. [mm]	225
		Inner Diam./Diam. int. [mm]	140
		Fitted Diam./Diam. montaggio [mm]	284
		Centering Diam./Diam. centraggio [mm]	28,7
		Number of Teeth/N° denti	21



92-02-234 **TOYOTA** **90-02-204 \ 70-02-230 \ 80-02-231**

		Diam./Diam. [mm]	200
		Inner Diam./Diam. int. [mm]	137
		Fitted Diam./Diam. montaggio [mm]	255
		Centering Diam./Diam. centraggio [mm]	29,5
		Number of Teeth/N° denti	21

92-02-235 **90-02-211 \ 70-02-201 \ 80-02-200**

		Diam./Diam. [mm]	190
		Inner Diam./Diam. int. [mm]	137
		Fitted Diam./Diam. montaggio [mm]	254
		Centering Diam./Diam. centraggio [mm]	24
		Number of Teeth/N° denti	21

92-02-236 **90-02-211 \ 70-02-240 \ 80-02-200**

		Diam./Diam. [mm]	190
		Inner Diam./Diam. int. [mm]	126
		Fitted Diam./Diam. montaggio [mm]	246
		Centering Diam./Diam. centraggio [mm]	24
		Number of Teeth/N° denti	21

92-02-237 **90-02-211 \ 70-02-251 \ 80-02-200**

		Diam./Diam. [mm]	190
		Inner Diam./Diam. int. [mm]	126
		Fitted Diam./Diam. montaggio [mm]	255
		Centering Diam./Diam. centraggio [mm]	24
		Number of Teeth/N° denti	21

92-02-238 **TOYOTA** **90-02-211 \ 70-02-280 \ 80-02-216**

		Diam./Diam. [mm]	200
		Inner Diam./Diam. int. [mm]	126
		Fitted Diam./Diam. montaggio [mm]	254
		Centering Diam./Diam. centraggio [mm]	24
		Number of Teeth/N° denti	21

92-02-239	TOYOTA	90-02-204 \ 70-02-201 \ 80-02-216
		Diam./Diam. [mm] 200
		Inner Diam./Diam. int. [mm] 137
		Fitted Diam./Diam. montaggio [mm] 254
		Centering Diam./Diam. centraggio [mm] 24
		Number of Teeth/N° denti 21
92-02-240	TOYOTA	90-02-204 \ 70-02-201 \ 80-02-231
		Diam./Diam. [mm] 200
		Inner Diam./Diam. int. [mm] 137
		Fitted Diam./Diam. montaggio [mm] 255
		Centering Diam./Diam. centraggio [mm] 29,5
		Number of Teeth/N° denti 21
92-02-241	TOYOTA	90-02-204 \ 70-02-226 \ 80-02-201
		Diam./Diam. [mm] 225
		Inner Diam./Diam. int. [mm] 140
		Fitted Diam./Diam. montaggio [mm] 283
		Centering Diam./Diam. centraggio [mm] 29
		Number of Teeth/N° denti 21
92-02-242	TOYOTA	90-02-204 \ 70-02-296 \ 80-02-218
		Diam./Diam. [mm] 225
		Inner Diam./Diam. int. [mm] 140
		Fitted Diam./Diam. montaggio [mm] 281
		Centering Diam./Diam. centraggio [mm] 28,6
		Number of Teeth/N° denti 21
92-02-243	TOYOTA	90-02-201 \ 70-02-226 \ 80-02-211
		Diam./Diam. [mm] 210
		Inner Diam./Diam. int. [mm] 140
		Fitted Diam./Diam. montaggio [mm] 283
		Centering Diam./Diam. centraggio [mm] 29
		Number of Teeth/N° denti 21



92-02-244 **90-02-204 \ 70-02-226 \ 80-02-211**

		Diam./Diam. [mm]	210
		Inner Diam./Diam. int. [mm]	139,5
		Fitted Diam./Diam. montaggio [mm]	283
		Centering Diam./Diam. centraggio [mm]	29
		Number of Teeth/N° denti	21

92-02-246 **TOYOTA** **90-09-900 \ 70-02-200 \ 80-02-200**

		Diam./Diam. [mm]	190
		Inner Diam./Diam. int. [mm]	130
		Fitted Diam./Diam. montaggio [mm]	255
		Centering Diam./Diam. centraggio [mm]	24
		Number of Teeth/N° denti	21

92-02-247 **TOYOTA** **90-02-204 \ 70-02-280 \ 80-02-216**

		Diam./Diam. [mm]	200
		Inner Diam./Diam. int. [mm]	127
		Fitted Diam./Diam. montaggio [mm]	254
		Centering Diam./Diam. centraggio [mm]	24
		Number of Teeth/N° denti	21

92-02-248 **TOYOTA** **90-02-217 \ 70-02-255 \ 80-02-219**

		Diam./Diam. [mm]	210
		Inner Diam./Diam. int. [mm]	138
		Fitted Diam./Diam. montaggio [mm]	267
		Centering Diam./Diam. centraggio [mm]	24
		Number of Teeth/N° denti	21

92-02-249 **TOYOTA** **90-02-204 \ 70-02-296 \ 80-02-227**

		Diam./Diam. [mm]	225
		Inner Diam./Diam. int. [mm]	140
		Fitted Diam./Diam. montaggio [mm]	281
		Centering Diam./Diam. centraggio [mm]	29,5
		Number of Teeth/N° denti	21

92-02-250 TOYOTA 90-02-201 \ 70-02-201 \ 80-02-231

		Diam./Diam. [mm]	200
		Inner Diam./Diam. int. [mm]	137
		Fitted Diam./Diam. montaggio [mm]	255
		Centering Diam./Diam. centraggio [mm]	29,5
		Number of Teeth/N° denti	21

92-02-251 TOYOTA 90-02-206 \ 70-02-217 \ 80-02-212

		Diam./Diam. [mm]	275
		Inner Diam./Diam. int. [mm]	168
		Fitted Diam./Diam. montaggio [mm]	328
		Centering Diam./Diam. centraggio [mm]	28
		Number of Teeth/N° denti	10

92-02-252 TOYOTA 90-02-204 \ 70-02-296 \ 80-02-227

		Diam./Diam. [mm]	225
		Inner Diam./Diam. int. [mm]	140
		Fitted Diam./Diam. montaggio [mm]	280
		Centering Diam./Diam. centraggio [mm]	29
		Number of Teeth/N° denti	21

92-02-253 TOYOTA 90-02-299 \ 70-02-296 \ 80-02-227

		Diam./Diam. [mm]	225
		Inner Diam./Diam. int. [mm]	140
		Fitted Diam./Diam. montaggio [mm]	281
		Centering Diam./Diam. centraggio [mm]	28,8
		Number of Teeth/N° denti	21

92-02-254 TOYOTA 90-03-302 \ 70-02-228 \ 80-02-229

		Diam./Diam. [mm]	260
		Inner Diam./Diam. int. [mm]	167
		Fitted Diam./Diam. montaggio [mm]	319
		Centering Diam./Diam. centraggio [mm]	29
		Number of Teeth/N° denti	21



92-02-255 **TOYOTA** **90-02-204 \ 70-02-224 \ 80-02-295**

		Diam./Diam. [mm]	235
		Inner Diam./Diam. int. [mm]	142
		Fitted Diam./Diam. montaggio [mm]	292
		Centering Diam./Diam. centraggio [mm]	29
		Number of Teeth/N° denti	21

92-02-256 **TOYOTA** **90-02-220 \ 70-02-259 \ 80-02-257**

		Diam./Diam. [mm]	225
		Inner Diam./Diam. int. [mm]	149
		Fitted Diam./Diam. montaggio [mm]	280
		Centering Diam./Diam. centraggio [mm]	28,5
		Number of Teeth/N° denti	21

92-02-258 **TOYOTA** **90-02-214 \ 70-02-262 \ 80-02-295**

		Diam./Diam. [mm]	235
		Inner Diam./Diam. int. [mm]	148
		Fitted Diam./Diam. montaggio [mm]	286
		Centering Diam./Diam. centraggio [mm]	29
		Number of Teeth/N° denti	21

92-02-259 **90-02-201 \ 70-02-201 \ 80-02-216**

		Diam./Diam. [mm]	200
		Inner Diam./Diam. int. [mm]	137
		Fitted Diam./Diam. montaggio [mm]	255
		Centering Diam./Diam. centraggio [mm]	24
		Number of Teeth/N° denti	21

92-02-261 **TOYOTA** **90-02-201 \ 70-02-226 \ 80-02-201**

		Diam./Diam. [mm]	225
		Inner Diam./Diam. int. [mm]	140
		Fitted Diam./Diam. montaggio [mm]	284
		Centering Diam./Diam. centraggio [mm]	28,7
		Number of Teeth/N° denti	21

92-02-262 TOYOTA 90-02-204 \ 70-02-224 \ 80-02-246

		Diam./Diam. [mm]	235
		Inner Diam./Diam. int. [mm]	142
		Fitted Diam./Diam. montaggio [mm]	292
		Centering Diam./Diam. centraggio [mm]	29
		Number of Teeth/N° denti	21

92-02-263 TOYOTA 90-02-214 \ 70-02-286 \ 80-02-249

		Diam./Diam. [mm]	235
		Inner Diam./Diam. int. [mm]	143
		Fitted Diam./Diam. montaggio [mm]	288
		Centering Diam./Diam. centraggio [mm]	28,6
		Number of Teeth/N° denti	21

92-02-264 TOYOTA 90-02-214 \ 70-02-249 \ 80-02-248

		Diam./Diam. [mm]	225
		Inner Diam./Diam. int. [mm]	138
		Fitted Diam./Diam. montaggio [mm]	266
		Centering Diam./Diam. centraggio [mm]	29
		Number of Teeth/N° denti	21

92-02-265 TOYOTA 90-02-204 \ 70-02-277 \ 80-02-282

		Diam./Diam. [mm]	235
		Inner Diam./Diam. int. [mm]	149
		Fitted Diam./Diam. montaggio [mm]	292
		Centering Diam./Diam. centraggio [mm]	28,5
		Number of Teeth/N° denti	21

92-02-266 TOYOTA 90-02-220 \ 70-02-277 \ 80-02-282

		Diam./Diam. [mm]	235
		Inner Diam./Diam. int. [mm]	149
		Fitted Diam./Diam. montaggio [mm]	292
		Centering Diam./Diam. centraggio [mm]	28,5
		Number of Teeth/N° denti	21



92-02-267 **TOYOTA** **90-02-216 \ 70-02-231 \ 80-02-237**

		Diam./Diam. [mm]	210
		Inner Diam./Diam. int. [mm]	138
		Fitted Diam./Diam. montaggio [mm]	280
		Centering Diam./Diam. centraggio [mm]	26,6
		Number of Teeth/N° denti	20

92-02-268 **90-02-216 \ 70-02-254 \ 80-02-253**

		Diam./Diam. [mm]	225
		Inner Diam./Diam. int. [mm]	138
		Fitted Diam./Diam. montaggio [mm]	284
		Centering Diam./Diam. centraggio [mm]	26,7
		Number of Teeth/N° denti	20

92-02-269 **90-02-220 \ 70-02-296 \ 80-02-222**

		Diam./Diam. [mm]	225
		Inner Diam./Diam. int. [mm]	140
		Fitted Diam./Diam. montaggio [mm]	281
		Centering Diam./Diam. centraggio [mm]	29,5
		Number of Teeth/N° denti	21

92-02-270 **90-02-220 \ 70-02-230 \ 80-02-231**

		Diam./Diam. [mm]	200
		Inner Diam./Diam. int. [mm]	137
		Fitted Diam./Diam. montaggio [mm]	255
		Centering Diam./Diam. centraggio [mm]	29,5
		Number of Teeth/N° denti	21

92-02-271 **TOYOTA** **90-02-204 \ 70-02-247 \ 80-06-699**

		Diam./Diam. [mm]	235
		Inner Diam./Diam. int. [mm]	140
		Fitted Diam./Diam. montaggio [mm]	292
		Centering Diam./Diam. centraggio [mm]	29
		Number of Teeth/N° denti	21

92-02-272		TOYOTA	90-02-220 \ 70-02-296 \ 80-02-227	
		Diam./Diam. [mm]	225	
		Inner Diam./Diam. int. [mm]	140	
		Fitted Diam./Diam. montaggio [mm]	281	
		Centering Diam./Diam. centraggio [mm]	28,8	
		Number of Teeth/N° denti	21	
92-02-274		TOYOTA	90-02-217 \ 70-02-255 \ 80-02-240	
		Diam./Diam. [mm]	210	
		Inner Diam./Diam. int. [mm]	138	
		Fitted Diam./Diam. montaggio [mm]	267	
		Centering Diam./Diam. centraggio [mm]	24	
		Number of Teeth/N° denti	21	
92-02-275		TOYOTA	90-02-299 \ 70-02-299 \ 80-02-246	
		Diam./Diam. [mm]	235	
		Inner Diam./Diam. int. [mm]	148	
		Fitted Diam./Diam. montaggio [mm]	289	
		Centering Diam./Diam. centraggio [mm]	29	
		Number of Teeth/N° denti	21	
92-02-277		TOYOTA	90-02-216 \ 70-02-254 \ 80-02-253	
		Diam./Diam. [mm]	225	
		Inner Diam./Diam. int. [mm]	138	
		Fitted Diam./Diam. montaggio [mm]	284	
		Centering Diam./Diam. centraggio [mm]	26,7	
		Number of Teeth/N° denti	20	
92-02-278			90-09-900 \ 70-02-204 \ 80-02-203	
		Diam./Diam. [mm]	180	
		Inner Diam./Diam. int. [mm]	120	
		Fitted Diam./Diam. montaggio [mm]	229	
		Centering Diam./Diam. centraggio [mm]	21,5	
		Number of Teeth/N° denti	19	



92-02-279 TOYOTA 90-02-204 \ 70-02-296 \ 80-02-223

		Diam./Diam. [mm]	225
		Inner Diam./Diam. int. [mm]	140
		Fitted Diam./Diam. montaggio [mm]	281
		Centering Diam./Diam. centraggio [mm]	29
		Number of Teeth/N° denti	21

92-02-281 TOYOTA 90-02-292 \ 70-02-217 \ 80-02-292

		Diam./Diam. [mm]	275
		Inner Diam./Diam. int. [mm]	168
		Fitted Diam./Diam. montaggio [mm]	328
		Centering Diam./Diam. centraggio [mm]	29
		Number of Teeth/N° denti	21

92-02-282 TOYOTA 90-02-224 \ 70-02-292 \ 80-02-292

		Diam./Diam. [mm]	275
		Inner Diam./Diam. int. [mm]	168
		Fitted Diam./Diam. montaggio [mm]	328
		Centering Diam./Diam. centraggio [mm]	29,5
		Number of Teeth/N° denti	21

92-02-283 TOYOTA 90-02-224 \ 70-02-217 \ 80-02-288

		Diam./Diam. [mm]	275
		Inner Diam./Diam. int. [mm]	168
		Fitted Diam./Diam. montaggio [mm]	328
		Centering Diam./Diam. centraggio [mm]	32
		Number of Teeth/N° denti	14

92-02-284 90-02-224 \ 70-02-233 \ 80-02-293

		Diam./Diam. [mm]	300
		Inner Diam./Diam. int. [mm]	189
		Fitted Diam./Diam. montaggio [mm]	364
		Centering Diam./Diam. centraggio [mm]	32
		Number of Teeth/N° denti	14



92-02-285 TOYOTA 90-02-220 \ 70-02-201 \ 80-02-231

		Diam./Diam. [mm]	200
		Inner Diam./Diam. int. [mm]	137
		Fitted Diam./Diam. montaggio [mm]	255
		Centering Diam./Diam. centraggio [mm]	29,5
		Number of Teeth/N° denti	21

92-02-286 90-02-220 \ 70-02-256 \ 80-02-246

		Diam./Diam. [mm]	235
		Inner Diam./Diam. int. [mm]	150
		Fitted Diam./Diam. montaggio [mm]	290
		Centering Diam./Diam. centraggio [mm]	29
		Number of Teeth/N° denti	21

92-02-287 TOYOTA 90-02-295 \ 70-02-285 \ 80-02-289

		Diam./Diam. [mm]	235
		Inner Diam./Diam. int. [mm]	148
		Fitted Diam./Diam. montaggio [mm]	286
		Centering Diam./Diam. centraggio [mm]	28,5
		Number of Teeth/N° denti	21

92-02-288 TOYOTA

		Diam./Diam. [mm]	240
		Inner Diam./Diam. int. [mm]	158
		Fitted Diam./Diam. montaggio [mm]	293
		Centering Diam./Diam. centraggio [mm]	29
		Number of Teeth/N° denti	21

92-02-289 TOYOTA 90-02-299 \ 70-02-296 \ 80-02-257

		Diam./Diam. [mm]	225
		Inner Diam./Diam. int. [mm]	140
		Fitted Diam./Diam. montaggio [mm]	281
		Centering Diam./Diam. centraggio [mm]	28,5
		Number of Teeth/N° denti	21



92-02-290 **TOYOTA** **90-02-217 \ 70-02-242 \ 80-02-240**

		Diam./Diam. [mm]	210
		Inner Diam./Diam. int. [mm]	138
		Fitted Diam./Diam. montaggio [mm]	265
		Centering Diam./Diam. centraggio [mm]	24
		Number of Teeth/N° denti	21

92-02-292 **TOYOTA** **90-02-220 \ 70-02-283 \ 80-02-246**

		Diam./Diam. [mm]	235
		Inner Diam./Diam. int. [mm]	143
		Fitted Diam./Diam. montaggio [mm]	293
		Centering Diam./Diam. centraggio [mm]	29
		Number of Teeth/N° denti	21

92-02-293 **90-02-204 \ 70-02-205 \ 80-02-203**

		Diam./Diam. [mm]	180
		Inner Diam./Diam. int. [mm]	118
		Fitted Diam./Diam. montaggio [mm]	230
		Centering Diam./Diam. centraggio [mm]	21,5
		Number of Teeth/N° denti	19

92-02-295 **TOYOTA** **90-02-204 \ 70-02-224 \ 80-06-699**

		Diam./Diam. [mm]	235
		Inner Diam./Diam. int. [mm]	142
		Fitted Diam./Diam. montaggio [mm]	292
		Centering Diam./Diam. centraggio [mm]	29
		Number of Teeth/N° denti	21

92-02-296 **TOYOTA** **90-02-299 \ 70-02-296 \ 80-02-227**

		Diam./Diam. [mm]	225
		Inner Diam./Diam. int. [mm]	140
		Fitted Diam./Diam. montaggio [mm]	280
		Centering Diam./Diam. centraggio [mm]	29
		Number of Teeth/N° denti	21

92-03-300		MAZDA	90-02-201 \ 70-03-300 \ 80-03-300	
		Diam./Diam. [mm]	185	
		Inner Diam./Diam. int. [mm]	115	
		Fitted Diam./Diam. montaggio [mm]	239	
		Centering Diam./Diam. centraggio [mm]	22	
		Number of Teeth/N° denti	20	
92-03-301		MAZDA	90-03-300 \ 70-03-300 \ 80-03-300	
		Diam./Diam. [mm]	185	
		Inner Diam./Diam. int. [mm]	115	
		Fitted Diam./Diam. montaggio [mm]	239	
		Centering Diam./Diam. centraggio [mm]	22	
		Number of Teeth/N° denti	20	
92-03-302		MAZDA	90-03-300 \ 70-03-302 \ 80-03-300	
		Diam./Diam. [mm]	185	
		Inner Diam./Diam. int. [mm]	122	
		Fitted Diam./Diam. montaggio [mm]	243	
		Centering Diam./Diam. centraggio [mm]	22	
		Number of Teeth/N° denti	20	
92-03-304		MAZDA	90-03-302 \ 70-03-305 \ 80-03-303	
		Diam./Diam. [mm]	200	
		Inner Diam./Diam. int. [mm]	128	
		Fitted Diam./Diam. montaggio [mm]	259	
		Centering Diam./Diam. centraggio [mm]	24	
		Number of Teeth/N° denti	22	
92-03-305		MAZDA	90-03-304 \ 70-03-305 \ 80-03-303	
		Diam./Diam. [mm]	200	
		Inner Diam./Diam. int. [mm]	128	
		Fitted Diam./Diam. montaggio [mm]	259	
		Centering Diam./Diam. centraggio [mm]	24	
		Number of Teeth/N° denti	22	



92-03-306 MAZDA 90-03-305 \ 70-03-312 \ 80-03-309

		Diam./Diam. [mm]	200
		Inner Diam./Diam. int. [mm]	128
		Fitted Diam./Diam. montaggio [mm]	260
		Centering Diam./Diam. centraggio [mm]	24,5
		Number of Teeth/N° denti	22

92-03-307 MAZDA 90-03-305 \ 70-03-306 \ 80-03-304

		Diam./Diam. [mm]	215
		Inner Diam./Diam. int. [mm]	138
		Fitted Diam./Diam. montaggio [mm]	270
		Centering Diam./Diam. centraggio [mm]	24
		Number of Teeth/N° denti	22

92-03-308 MAZDA 90-03-305 \ 70-03-307 \ 80-03-304

		Diam./Diam. [mm]	215
		Inner Diam./Diam. int. [mm]	138
		Fitted Diam./Diam. montaggio [mm]	270
		Centering Diam./Diam. centraggio [mm]	24
		Number of Teeth/N° denti	22

92-03-309 MAZDA 90-03-302 \ 70-03-307 \ 80-03-304

		Diam./Diam. [mm]	215
		Inner Diam./Diam. int. [mm]	138
		Fitted Diam./Diam. montaggio [mm]	270
		Centering Diam./Diam. centraggio [mm]	24
		Number of Teeth/N° denti	22

92-03-310 MAZDA 90-03-305 \ 70-03-308 \ 80-03-304

		Diam./Diam. [mm]	215
		Inner Diam./Diam. int. [mm]	138
		Fitted Diam./Diam. montaggio [mm]	270
		Centering Diam./Diam. centraggio [mm]	24
		Number of Teeth/N° denti	22

92-03-311		MAZDA	90-03-302 \ 70-03-308 \ 80-03-304	
		Diam./Diam. [mm]	215	
		Inner Diam./Diam. int. [mm]	138	
		Fitted Diam./Diam. montaggio [mm]	270	
		Centering Diam./Diam. centraggio [mm]	24	
		Number of Teeth/N° denti	22	
92-03-312		MAZDA	90-03-305 \ 70-03-311 \ 80-03-306	
		Diam./Diam. [mm]	215	
		Inner Diam./Diam. int. [mm]	138	
		Fitted Diam./Diam. montaggio [mm]	270	
		Centering Diam./Diam. centraggio [mm]	24	
		Number of Teeth/N° denti	22	
92-03-313		MAZDA	90-03-305 \ 70-03-305 \ 80-03-303	
		Diam./Diam. [mm]	200	
		Inner Diam./Diam. int. [mm]	128	
		Fitted Diam./Diam. montaggio [mm]	259	
		Centering Diam./Diam. centraggio [mm]	24	
		Number of Teeth/N° denti	22	
92-03-314		MAZDA	90-03-310 \ 70-03-313 \ 80-03-311	
		Diam./Diam. [mm]	225	
		Inner Diam./Diam. int. [mm]	148	
		Fitted Diam./Diam. montaggio [mm]	263	
		Centering Diam./Diam. centraggio [mm]	24	
		Number of Teeth/N° denti	22	
92-03-315		MAZDA	90-03-301 \ 70-03-303 \ 80-03-302	
		Diam./Diam. [mm]	190	
		Inner Diam./Diam. int. [mm]	126	
		Fitted Diam./Diam. montaggio [mm]	243	
		Centering Diam./Diam. centraggio [mm]	22	
		Number of Teeth/N° denti	20	



92-03-316 **90-03-304 \ 70-03-307 \ 80-03-304**

		Diam./Diam. [mm]	215
		Inner Diam./Diam. int. [mm]	138
		Fitted Diam./Diam. montaggio [mm]	270
		Centering Diam./Diam. centraggio [mm]	24
		Number of Teeth/N° denti	22

92-03-317 **90-03-394 \ 70-03-300 \ 80-03-300**

		Diam./Diam. [mm]	185
		Inner Diam./Diam. int. [mm]	115
		Fitted Diam./Diam. montaggio [mm]	239
		Centering Diam./Diam. centraggio [mm]	22
		Number of Teeth/N° denti	20

92-03-320 **MAZDA** **90-03-305 \ 70-03-313 \ 80-03-304**

		Diam./Diam. [mm]	215
		Inner Diam./Diam. int. [mm]	148
		Fitted Diam./Diam. montaggio [mm]	262
		Centering Diam./Diam. centraggio [mm]	24
		Number of Teeth/N° denti	22

92-03-321 **MAZDA** **90-03-397 \ 70-03-302 \ 80-03-300**

		Diam./Diam. [mm]	185
		Inner Diam./Diam. int. [mm]	122
		Fitted Diam./Diam. montaggio [mm]	243
		Centering Diam./Diam. centraggio [mm]	22
		Number of Teeth/N° denti	20

92-03-323 **MAZDA** **90-03-301 \ 70-03-314 \ 80-03-302**

		Diam./Diam. [mm]	190
		Inner Diam./Diam. int. [mm]	126
		Fitted Diam./Diam. montaggio [mm]	242
		Centering Diam./Diam. centraggio [mm]	22
		Number of Teeth/N° denti	20

92-03-325 MAZDA 90-03-397 \ 70-03-303 \ 80-03-302

		Diam./Diam. [mm]	190
		Inner Diam./Diam. int. [mm]	126
		Fitted Diam./Diam. montaggio [mm]	243
		Centering Diam./Diam. centraggio [mm]	22
		Number of Teeth/N° denti	20

92-03-327 90-03-305 \ 70-03-303 \ 80-03-302

		Diam./Diam. [mm]	190
		Inner Diam./Diam. int. [mm]	126
		Fitted Diam./Diam. montaggio [mm]	243
		Centering Diam./Diam. centraggio [mm]	22
		Number of Teeth/N° denti	20

92-03-329 MAZDA 90-03-397 \ 70-03-314 \ 80-03-302

		Diam./Diam. [mm]	190
		Inner Diam./Diam. int. [mm]	126
		Fitted Diam./Diam. montaggio [mm]	242
		Centering Diam./Diam. centraggio [mm]	22
		Number of Teeth/N° denti	20

92-03-330 KIA - MAZDA 90-03-396 \ 70-03-319 \ 80-03-314

		Diam./Diam. [mm]	180
		Inner Diam./Diam. int. [mm]	122
		Fitted Diam./Diam. montaggio [mm]	230
		Centering Diam./Diam. centraggio [mm]	19
		Number of Teeth/N° denti	18

92-03-331 KIA 90-03-300 \ 70-03-303 \ 80-03-302

		Diam./Diam. [mm]	190
		Inner Diam./Diam. int. [mm]	126
		Fitted Diam./Diam. montaggio [mm]	243
		Centering Diam./Diam. centraggio [mm]	22
		Number of Teeth/N° denti	20



92-03-332 MAZDA

		Diam./Diam. [mm]	215
		Inner Diam./Diam. int. [mm]	138
		Fitted Diam./Diam. montaggio [mm]	277
		Centering Diam./Diam. centraggio [mm]	24
		Number of Teeth/N° denti	22

92-03-333 MAZDA

		Diam./Diam. [mm]	240
		Inner Diam./Diam. int. [mm]	151
		Fitted Diam./Diam. montaggio [mm]	280
		Centering Diam./Diam. centraggio [mm]	26
		Number of Teeth/N° denti	23

92-03-334 90-03-300 \ 70-03-313 \ 80-03-311

		Diam./Diam. [mm]	225
		Inner Diam./Diam. int. [mm]	148
		Fitted Diam./Diam. montaggio [mm]	262
		Centering Diam./Diam. centraggio [mm]	24
		Number of Teeth/N° denti	22

92-03-335 MAZDA 90-03-394 \ 70-03-303 \ 80-03-302

		Diam./Diam. [mm]	190
		Inner Diam./Diam. int. [mm]	126
		Fitted Diam./Diam. montaggio [mm]	243
		Centering Diam./Diam. centraggio [mm]	22
		Number of Teeth/N° denti	20

92-03-336 MAZDA 90-03-304 \ 70-03-308 \ 80-03-304

		Diam./Diam. [mm]	215
		Inner Diam./Diam. int. [mm]	138
		Fitted Diam./Diam. montaggio [mm]	270
		Centering Diam./Diam. centraggio [mm]	24
		Number of Teeth/N° denti	22

92-03-337 MAZDA 90-03-310 \ 70-03-396 \ 80-03-395

		Diam./Diam. [mm]	225
		Inner Diam./Diam. int. [mm]	144
		Fitted Diam./Diam. montaggio [mm]	262
		Centering Diam./Diam. centraggio [mm]	24
		Number of Teeth/N° denti	22

92-03-338 MAZDA 90-03-310 \ 70-03-395 \ 80-03-395

		Diam./Diam. [mm]	225
		Inner Diam./Diam. int. [mm]	150
		Fitted Diam./Diam. montaggio [mm]	262
		Centering Diam./Diam. centraggio [mm]	24
		Number of Teeth/N° denti	22


92-03-339 MAZDA 90-03-300 \ 70-03-313 \ 80-03-304

		Diam./Diam. [mm]	215
		Inner Diam./Diam. int. [mm]	148
		Fitted Diam./Diam. montaggio [mm]	262
		Centering Diam./Diam. centraggio [mm]	24
		Number of Teeth/N° denti	22

92-03-340 MAZDA 90-03-305 \ 70-03-321 \ 80-03-320

		Diam./Diam. [mm]	225
		Inner Diam./Diam. int. [mm]	138
		Fitted Diam./Diam. montaggio [mm]	270
		Centering Diam./Diam. centraggio [mm]	24
		Number of Teeth/N° denti	22

92-03-341 MAZDA 90-03-305 \ 70-03-323 \ 80-03-325

		Diam./Diam. [mm]	230
		Inner Diam./Diam. int. [mm]	126
		Fitted Diam./Diam. montaggio [mm]	258
		Centering Diam./Diam. centraggio [mm]	26
		Number of Teeth/N° denti	23



92-03-342 MAZDA 90-03-305 \ 70-03-323 \ 80-03-317

		Diam./Diam. [mm]	240
		Inner Diam./Diam. int. [mm]	150
		Fitted Diam./Diam. montaggio [mm]	294
		Centering Diam./Diam. centraggio [mm]	26
		Number of Teeth/N° denti	23

92-03-343 MAZDA 90-03-309 \ 70-03-329 \ 80-03-326

		Diam./Diam. [mm]	230
		Inner Diam./Diam. int. [mm]	137
		Fitted Diam./Diam. montaggio [mm]	296
		Centering Diam./Diam. centraggio [mm]	26
		Number of Teeth/N° denti	23

92-03-344 MAZDA 90-03-308 \ 70-03-318 \ 80-03-305

		Diam./Diam. [mm]	250
		Inner Diam./Diam. int. [mm]	160
		Fitted Diam./Diam. montaggio [mm]	302
		Centering Diam./Diam. centraggio [mm]	26
		Number of Teeth/N° denti	23

92-03-345 MAZDA 90-03-310 \ 70-03-324 \ 80-03-324

		Diam./Diam. [mm]	225
		Inner Diam./Diam. int. [mm]	151
		Fitted Diam./Diam. montaggio [mm]	277
		Centering Diam./Diam. centraggio [mm]	24,5
		Number of Teeth/N° denti	22



92-03-346 MAZDA 90-03-310 \ 70-03-328 \ 80-03-329

		Diam./Diam. [mm]	230
		Inner Diam./Diam. int. [mm]	144
		Fitted Diam./Diam. montaggio [mm]	271
		Centering Diam./Diam. centraggio [mm]	24
		Number of Teeth/N° denti	22

92-03-347 MAZDA 90-03-312 \ 70-03-336 \ 80-03-308

		Diam./Diam. [mm]	250
		Inner Diam./Diam. int. [mm]	154
		Fitted Diam./Diam. montaggio [mm]	281
		Centering Diam./Diam. centraggio [mm]	26
		Number of Teeth/N° denti	23



92-03-348 MAZDA 90-03-310 \ 70-03-394 \ 80-03-392

		Diam./Diam. [mm]	225
		Inner Diam./Diam. int. [mm]	148
		Fitted Diam./Diam. montaggio [mm]	262
		Centering Diam./Diam. centraggio [mm]	24
		Number of Teeth/N° denti	22

92-03-349 MAZDA 90-03-312 \ 70-03-330 \ 80-03-310

		Diam./Diam. [mm]	190
		Inner Diam./Diam. int. [mm]	126
		Fitted Diam./Diam. montaggio [mm]	254
		Centering Diam./Diam. centraggio [mm]	22
		Number of Teeth/N° denti	20

92-03-350 MAZDA 90-03-312 \ 70-03-336 \ 80-03-308

		Diam./Diam. [mm]	250
		Inner Diam./Diam. int. [mm]	154
		Fitted Diam./Diam. montaggio [mm]	281
		Centering Diam./Diam. centraggio [mm]	25
		Number of Teeth/N° denti	23

92-03-351 MAZDA 90-03-305 \ 70-03-385 \ 80-03-306

		Diam./Diam. [mm]	215
		Inner Diam./Diam. int. [mm]	148
		Fitted Diam./Diam. montaggio [mm]	262,5
		Centering Diam./Diam. centraggio [mm]	24
		Number of Teeth/N° denti	22



92-03-352 MAZDA 90-03-312 \ 70-03-332 \ 80-03-331

		Diam./Diam. [mm]	225
		Inner Diam./Diam. int. [mm]	138
		Fitted Diam./Diam. montaggio [mm]	277
		Centering Diam./Diam. centraggio [mm]	24
		Number of Teeth/N° denti	22

92-03-353 MAZDA 90-03-312 \ 70-03-337 \ 80-03-331

		Diam./Diam. [mm]	225
		Inner Diam./Diam. int. [mm]	138
		Fitted Diam./Diam. montaggio [mm]	277
		Centering Diam./Diam. centraggio [mm]	24
		Number of Teeth/N° denti	22

92-03-354 MAZDA 90-03-310 \ 70-03-301 \ 80-03-301

		Diam./Diam. [mm]	230
		Inner Diam./Diam. int. [mm]	144
		Fitted Diam./Diam. montaggio [mm]	272
		Centering Diam./Diam. centraggio [mm]	26
		Number of Teeth/N° denti	23

92-03-355 MAZDA 90-03-310 \ 70-03-324 \ 80-03-392

		Diam./Diam. [mm]	225
		Inner Diam./Diam. int. [mm]	150
		Fitted Diam./Diam. montaggio [mm]	277
		Centering Diam./Diam. centraggio [mm]	24
		Number of Teeth/N° denti	22

92-03-356 MAZDA 90-03-305 \ 70-03-318 \ 80-03-305

		Diam./Diam. [mm]	250
		Inner Diam./Diam. int. [mm]	150
		Fitted Diam./Diam. montaggio [mm]	303
		Centering Diam./Diam. centraggio [mm]	26
		Number of Teeth/N° denti	23

92-03-357		MAZDA	90-03-399 \ 70-03-327 \ 80-03-304	
		Diam./Diam. [mm]	215	
		Inner Diam./Diam. int. [mm]	143	
		Fitted Diam./Diam. montaggio [mm]	265	
		Centering Diam./Diam. centraggio [mm]	24	
		Number of Teeth/N° denti	22	
92-03-358		MAZDA	90-03-399 \ 70-03-325 \ 80-03-309	
		Diam./Diam. [mm]	200	
		Inner Diam./Diam. int. [mm]	126	
		Fitted Diam./Diam. montaggio [mm]	255	
		Centering Diam./Diam. centraggio [mm]	24	
		Number of Teeth/N° denti	22	
92-03-360		MAZDA	90-03-397 \ 70-03-319 \ 80-03-328	
		Diam./Diam. [mm]	180	
		Inner Diam./Diam. int. [mm]	122	
		Fitted Diam./Diam. montaggio [mm]	230	
		Centering Diam./Diam. centraggio [mm]	19	
		Number of Teeth/N° denti	18	
92-03-361		MAZDA	90-03-303 \ 70-03-330 \ 80-03-390	
		Diam./Diam. [mm]	200	
		Inner Diam./Diam. int. [mm]	126	
		Fitted Diam./Diam. montaggio [mm]	254	
		Centering Diam./Diam. centraggio [mm]	22	
		Number of Teeth/N° denti	20	
92-03-362		MAZDA		
		Diam./Diam. [mm]	200	
		Inner Diam./Diam. int. [mm]	126	
		Fitted Diam./Diam. montaggio [mm]	242	
		Centering Diam./Diam. centraggio [mm]	22	
		Number of Teeth/N° denti	20	



92-03-363 MAZDA

		Diam./Diam. [mm]	210
		Inner Diam./Diam. int. [mm]	153
		Fitted Diam./Diam. montaggio [mm]	257
		Centering Diam./Diam. centraggio [mm]	19
		Number of Teeth/N° denti	17

92-03-364 MAZDA 90-03-305 \ 70-03-324 \ 80-03-311

		Diam./Diam. [mm]	225
		Inner Diam./Diam. int. [mm]	144
		Fitted Diam./Diam. montaggio [mm]	277
		Centering Diam./Diam. centraggio [mm]	24
		Number of Teeth/N° denti	22

92-03-365 MAZDA

		Diam./Diam. [mm]	210
		Inner Diam./Diam. int. [mm]	143
		Fitted Diam./Diam. montaggio [mm]	257
		Centering Diam./Diam. centraggio [mm]	20
		Number of Teeth/N° denti	17

92-03-366 MAZDA

		Diam./Diam. [mm]	190
		Inner Diam./Diam. int. [mm]	135
		Fitted Diam./Diam. montaggio [mm]	236
		Centering Diam./Diam. centraggio [mm]	19,5
		Number of Teeth/N° denti	17
Kit without Bearing \ Kit senza Cuscinetto			

92-03-367 MAZDA

			Diam./Diam. [mm]	225
			Inner Diam./Diam. int. [mm]	150
		Fitted Diam./Diam. montaggio [mm]	276	
		Centering Diam./Diam. centraggio [mm]	24	
		Number of Teeth/N° denti	22	

92-03-368 MAZDA 90-03-312 \ 70-03-336 \ 80-03-316

		Diam./Diam. [mm]	250
		Inner Diam./Diam. int. [mm]	155
		Fitted Diam./Diam. montaggio [mm]	281
		Centering Diam./Diam. centraggio [mm]	26
		Number of Teeth/N° denti	23

92-03-369 MAZDA

		Diam./Diam. [mm]	225
		Inner Diam./Diam. int. [mm]	144
		Fitted Diam./Diam. montaggio [mm]	277
		Centering Diam./Diam. centraggio [mm]	24
		Number of Teeth/N° denti	22
Kit without Bearing \ Kit senza Cuscinetto			



92-03-370 MAZDA 90-03-314 \ 70-03-339 \ 80-03-332

		Diam./Diam. [mm]	200
		Inner Diam./Diam. int. [mm]	141
		Fitted Diam./Diam. montaggio [mm]	253,5
		Centering Diam./Diam. centraggio [mm]	23
		Number of Teeth/N° denti	20

92-03-371 MAZDA




		Diam./Diam. [mm]	225
		Inner Diam./Diam. int. [mm]	170
		Fitted Diam./Diam. montaggio [mm]	276
		Centering Diam./Diam. centraggio [mm]	25
		Number of Teeth/N° denti	22

92-03-372 MAZDA 90-03-313 \ 70-03-338 \ 80-03-323

		Diam./Diam. [mm]	210
		Inner Diam./Diam. int. [mm]	153
		Fitted Diam./Diam. montaggio [mm]	257
		Centering Diam./Diam. centraggio [mm]	19
		Number of Teeth/N° denti	17
With Bearing Hydraulic \ Con Cuscinetto Idraulico			






92-03-373 MAZDA 90-03-315 \ 70-03-335

			Diam./Diam. [mm]	240
			Inner Diam./Diam. int. [mm]	154
			Fitted Diam./Diam. montaggio [mm]	276
			Centering Diam./Diam. centraggio [mm]	26
			Number of Teeth/N° denti	23
With Bearing Hydraulic \ Con Cuscinetto Idraulico				

92-03-376 ASIA MOTORS 90-03-393 \ 70-03-381 \ 80-03-372

			Diam./Diam. [mm]	260
			Inner Diam./Diam. int. [mm]	163
			Fitted Diam./Diam. montaggio [mm]	310
			Centering Diam./Diam. centraggio [mm]	29
			Number of Teeth/N° denti	10




92-03-377 MAZDA 90-03-305 \ 70-03-341 \ 80-03-336

			Diam./Diam. [mm]	220
			Inner Diam./Diam. int. [mm]	152
			Fitted Diam./Diam. montaggio [mm]	277
			Centering Diam./Diam. centraggio [mm]	24
			Number of Teeth/N° denti	22



92-03-378 DAEWOO 90-03-392 \ 70-03-378 \ 80-03-367

			Diam./Diam. [mm]	215
			Inner Diam./Diam. int. [mm]	144
			Fitted Diam./Diam. montaggio [mm]	268
			Centering Diam./Diam. centraggio [mm]	20
			Number of Teeth/N° denti	24

92-03-379 MAZDA

			Diam./Diam. [mm]	180
			Inner Diam./Diam. int. [mm]	132
			Fitted Diam./Diam. montaggio [mm]	240
			Centering Diam./Diam. centraggio [mm]	20
			Number of Teeth/N° denti	17

92-03-380 MAZDA

		Diam./Diam. [mm]	215
		Inner Diam./Diam. int. [mm]	138
		Fitted Diam./Diam. montaggio [mm]	276
		Centering Diam./Diam. centraggio [mm]	24
		Number of Teeth/N° denti	22

92-03-381 MAZDA

		Diam./Diam. [mm]	210
		Inner Diam./Diam. int. [mm]	148
		Fitted Diam./Diam. montaggio [mm]	255
		Centering Diam./Diam. centraggio [mm]	20
		Number of Teeth/N° denti	17

92-03-382 MAZDA

		Diam./Diam. [mm]	225
		Inner Diam./Diam. int. [mm]	138
		Fitted Diam./Diam. montaggio [mm]	261
		Centering Diam./Diam. centraggio [mm]	24
		Number of Teeth/N° denti	22

92-03-399 MAZDA 90-03-399 \ 70-03-399 \ 80-03-399

		Diam./Diam. [mm]	200
		Inner Diam./Diam. int. [mm]	126
		Fitted Diam./Diam. montaggio [mm]	258
		Centering Diam./Diam. centraggio [mm]	24
		Number of Teeth/N° denti	22

92-04-400 HONDA 90-04-497 \ 70-04-498 \ 80-04-498

		Diam./Diam. [mm]	165
		Inner Diam./Diam. int. [mm]	107
		Fitted Diam./Diam. montaggio [mm]	195
		Centering Diam./Diam. centraggio [mm]	20
		Number of Teeth/N° denti	19



92-04-401

90-04-407 \ 70-04-407 \ 80-04-408

		Diam./Diam. [mm]	190
		Inner Diam./Diam. int. [mm]	129
		Fitted Diam./Diam. montaggio [mm]	219
		Centering Diam./Diam. centraggio [mm]	20
		Number of Teeth/N° denti	19

92-04-402

90-04-497 \ 70-04-402 \ 80-04-408

		Diam./Diam. [mm]	190
		Inner Diam./Diam. int. [mm]	129
		Fitted Diam./Diam. montaggio [mm]	219
		Centering Diam./Diam. centraggio [mm]	20
		Number of Teeth/N° denti	19

92-04-403

TRIUMPH

90-04-497 \ 70-04-407 \ 80-04-408

		Diam./Diam. [mm]	190
		Inner Diam./Diam. int. [mm]	129
		Fitted Diam./Diam. montaggio [mm]	219
		Centering Diam./Diam. centraggio [mm]	20
		Number of Teeth/N° denti	19

92-04-404

ROVER - HONDA

90-04-407 \ 70-04-412 \ 80-04-408

		Diam./Diam. [mm]	190
		Inner Diam./Diam. int. [mm]	130
		Fitted Diam./Diam. montaggio [mm]	242
		Centering Diam./Diam. centraggio [mm]	20
		Number of Teeth/N° denti	19

92-04-405

HONDA

90-04-406 \ 70-04-408 \ 80-04-400

		Diam./Diam. [mm]	200
		Inner Diam./Diam. int. [mm]	130
		Fitted Diam./Diam. montaggio [mm]	244
		Centering Diam./Diam. centraggio [mm]	22
		Number of Teeth/N° denti	21

92-04-406 HONDA 90-04-400 \ 70-04-400 \ 80-04-400

		Diam./Diam. [mm]	200
		Inner Diam./Diam. int. [mm]	137
		Fitted Diam./Diam. montaggio [mm]	245
		Centering Diam./Diam. centraggio [mm]	22
		Number of Teeth/N° denti	21

92-04-407 HONDA 90-04-406 \ 70-04-400 \ 80-04-400

		Diam./Diam. [mm]	200
		Inner Diam./Diam. int. [mm]	137
		Fitted Diam./Diam. montaggio [mm]	245
		Centering Diam./Diam. centraggio [mm]	22
		Number of Teeth/N° denti	21

92-04-408 HONDA 90-04-406 \ 70-04-412 \ 80-04-408

		Diam./Diam. [mm]	190
		Inner Diam./Diam. int. [mm]	130
		Fitted Diam./Diam. montaggio [mm]	242
		Centering Diam./Diam. centraggio [mm]	20
		Number of Teeth/N° denti	19

92-04-410 90-04-407 \ 70-04-419 \ 80-04-400

		Diam./Diam. [mm]	200
		Inner Diam./Diam. int. [mm]	126
		Fitted Diam./Diam. montaggio [mm]	245
		Centering Diam./Diam. centraggio [mm]	22
		Number of Teeth/N° denti	21

92-04-411 90-04-498 \ 70-04-414 \ 80-04-413

		Diam./Diam. [mm]	210
		Inner Diam./Diam. int. [mm]	138
		Fitted Diam./Diam. montaggio [mm]	246
		Centering Diam./Diam. centraggio [mm]	25
		Number of Teeth/N° denti	24



92-04-413 HONDA 90-04-406 \ 70-04-414 \ 80-04-410

		Diam./Diam. [mm]	210
		Inner Diam./Diam. int. [mm]	138
		Fitted Diam./Diam. montaggio [mm]	246
		Centering Diam./Diam. centraggio [mm]	22
		Number of Teeth/N° denti	21

92-04-414 HONDA 90-04-413 \ 70-04-419 \ 80-04-421

		Diam./Diam. [mm]	200
		Inner Diam./Diam. int. [mm]	126
		Fitted Diam./Diam. montaggio [mm]	245
		Centering Diam./Diam. centraggio [mm]	22
		Number of Teeth/N° denti	20

92-04-415 HONDA 90-04-413 \ 70-04-412 \ 80-04-408

		Diam./Diam. [mm]	190
		Inner Diam./Diam. int. [mm]	130
		Fitted Diam./Diam. montaggio [mm]	242
		Centering Diam./Diam. centraggio [mm]	20
		Number of Teeth/N° denti	19

92-04-416 HONDA 90-04-499 \ 70-04-421 \ 80-04-419

		Diam./Diam. [mm]	210
		Inner Diam./Diam. int. [mm]	135
		Fitted Diam./Diam. montaggio [mm]	255
		Centering Diam./Diam. centraggio [mm]	22
		Number of Teeth/N° denti	20

92-04-417 HONDA 90-04-406 \ 70-04-421 \ 80-04-410

		Diam./Diam. [mm]	210
		Inner Diam./Diam. int. [mm]	135
		Fitted Diam./Diam. montaggio [mm]	255
		Centering Diam./Diam. centraggio [mm]	22
		Number of Teeth/N° denti	21

92-04-418 HONDA 90-04-407 \ 70-04-411 \ 80-04-408

		Diam./Diam. [mm]	190
		Inner Diam./Diam. int. [mm]	123
		Fitted Diam./Diam. montaggio [mm]	234
		Centering Diam./Diam. centraggio [mm]	20
		Number of Teeth/N° denti	19

92-04-419 HONDA 90-04-401 \ 70-04-406

		Diam./Diam. [mm]	240
		Inner Diam./Diam. int. [mm]	154
		Fitted Diam./Diam. montaggio [mm]	276
		Centering Diam./Diam. centraggio [mm]	26
		Number of Teeth/N° denti	24

92-04-420 HONDA 90-04-499 \ 70-04-419 \ 80-04-415

		Diam./Diam. [mm]	190
		Inner Diam./Diam. int. [mm]	126
		Fitted Diam./Diam. montaggio [mm]	245
		Centering Diam./Diam. centraggio [mm]	22
		Number of Teeth/N° denti	21

92-04-421 HONDA 90-04-403 \ 70-04-415 \ 80-04-405

		Diam./Diam. [mm]	220
		Inner Diam./Diam. int. [mm]	150
		Fitted Diam./Diam. montaggio [mm]	277
		Centering Diam./Diam. centraggio [mm]	26
		Number of Teeth/N° denti	24

92-04-422 HONDA 90-04-412 \ 70-04-424 \ 80-04-417

		Diam./Diam. [mm]	225
		Inner Diam./Diam. int. [mm]	148
		Fitted Diam./Diam. montaggio [mm]	272
		Centering Diam./Diam. centraggio [mm]	26
		Number of Teeth/N° denti	24



92-04-423 HONDA 90-02-206 \ 70-04-419 \ 80-04-400

		Diam./Diam. [mm]	200
		Inner Diam./Diam. int. [mm]	126
		Fitted Diam./Diam. montaggio [mm]	245
		Centering Diam./Diam. centraggio [mm]	22
		Number of Teeth/N° denti	21

92-04-424 HONDA 90-04-412 \ 70-04-424 \ 80-04-404

		Diam./Diam. [mm]	210
		Inner Diam./Diam. int. [mm]	148
		Fitted Diam./Diam. montaggio [mm]	272
		Centering Diam./Diam. centraggio [mm]	26
		Number of Teeth/N° denti	24

92-04-425 HONDA 90-02-207 \ 70-04-402 \ 80-04-408

		Diam./Diam. [mm]	190
		Inner Diam./Diam. int. [mm]	128
		Fitted Diam./Diam. montaggio [mm]	218
		Centering Diam./Diam. centraggio [mm]	20
		Number of Teeth/N° denti	19


92-04-426 HONDA 90-02-207 \ 70-04-407 \ 80-04-408

		Diam./Diam. [mm]	190
		Inner Diam./Diam. int. [mm]	129
		Fitted Diam./Diam. montaggio [mm]	219
		Centering Diam./Diam. centraggio [mm]	20
		Number of Teeth/N° denti	19

92-04-428 HONDA 90-04-406 \ 70-04-422 \ 80-04-413

		Diam./Diam. [mm]	210
		Inner Diam./Diam. int. [mm]	135
		Fitted Diam./Diam. montaggio [mm]	255
		Centering Diam./Diam. centraggio [mm]	25
		Number of Teeth/N° denti	24

92-04-430 HONDA 90-04-412 \ 70-04-405 \ 80-04-404

		Diam./Diam. [mm]	210
		Inner Diam./Diam. int. [mm]	138
		Fitted Diam./Diam. montaggio [mm]	268
		Centering Diam./Diam. centraggio [mm]	26
		Number of Teeth/N° denti	24

92-04-431 HONDA 90-04-411 \ 70-04-421 \ 80-04-419

		Diam./Diam. [mm]	210
		Inner Diam./Diam. int. [mm]	135
		Fitted Diam./Diam. montaggio [mm]	255
		Centering Diam./Diam. centraggio [mm]	22
		Number of Teeth/N° denti	20



92-04-432 ROVER - HONDA 90-04-414 \ 70-04-430 \ 80-04-416

		Diam./Diam. [mm]	225
		Inner Diam./Diam. int. [mm]	138
		Fitted Diam./Diam. montaggio [mm]	268
		Centering Diam./Diam. centraggio [mm]	25,5
		Number of Teeth/N° denti	24

92-04-433 HONDA 90-04-411 \ 70-04-435 \ 80-04-407

		Diam./Diam. [mm]	190
		Inner Diam./Diam. int. [mm]	132
		Fitted Diam./Diam. montaggio [mm]	245
		Centering Diam./Diam. centraggio [mm]	22
		Number of Teeth/N° denti	20

92-04-434 HONDA 90-04-414 \ 70-04-414 \ 80-04-413

		Diam./Diam. [mm]	210
		Inner Diam./Diam. int. [mm]	138
		Fitted Diam./Diam. montaggio [mm]	246
		Centering Diam./Diam. centraggio [mm]	25
		Number of Teeth/N° denti	24



92-04-435 HONDA 90-04-406 \ 70-04-414 \ 80-04-413

		Diam./Diam. [mm]	210
		Inner Diam./Diam. int. [mm]	138
		Fitted Diam./Diam. montaggio [mm]	246
		Centering Diam./Diam. centraggio [mm]	25
		Number of Teeth/N° denti	24

92-04-436 HONDA 90-04-412 \ 70-04-429 \ 80-04-424

		Diam./Diam. [mm]	220
		Inner Diam./Diam. int. [mm]	139
		Fitted Diam./Diam. montaggio [mm]	263
		Centering Diam./Diam. centraggio [mm]	26
		Number of Teeth/N° denti	24

92-04-437 HONDA 90-04-412 \ 70-04-424 \ 80-04-424

		Diam./Diam. [mm]	220
		Inner Diam./Diam. int. [mm]	148
		Fitted Diam./Diam. montaggio [mm]	272
		Centering Diam./Diam. centraggio [mm]	26
		Number of Teeth/N° denti	24

92-04-438 HONDA 90-04-411 \ 70-04-403 \ 80-04-403

		Diam./Diam. [mm]	200
		Inner Diam./Diam. int. [mm]	130
		Fitted Diam./Diam. montaggio [mm]	244
		Centering Diam./Diam. centraggio [mm]	22
		Number of Teeth/N° denti	20

92-04-439 HONDA 90-04-415 \ 70-04-432 \ 80-04-425

		Diam./Diam. [mm]	240
		Inner Diam./Diam. int. [mm]	160,5
		Fitted Diam./Diam. montaggio [mm]	297
		Centering Diam./Diam. centraggio [mm]	26
		Number of Teeth/N° denti	24

92-04-440 HONDA 90-04-412 \ 70-04-497 \ 80-04-424

		Diam./Diam. [mm]	220
		Inner Diam./Diam. int. [mm]	139
		Fitted Diam./Diam. montaggio [mm]	263
		Centering Diam./Diam. centraggio [mm]	26
		Number of Teeth/N° denti	24

92-04-441 HONDA 90-04-411 \ 70-04-419 \ 80-04-421

		Diam./Diam. [mm]	200
		Inner Diam./Diam. int. [mm]	126
		Fitted Diam./Diam. montaggio [mm]	245
		Centering Diam./Diam. centraggio [mm]	22
		Number of Teeth/N° denti	20

92-04-442 HONDA 90-04-403 \ 70-04-416 \ 80-04-406

		NEW	
		Diam./Diam. [mm]	220
		Inner Diam./Diam. int. [mm]	148
		Fitted Diam./Diam. montaggio [mm]	275
		Centering Diam./Diam. centraggio [mm]	26
		Number of Teeth/N° denti	24

92-04-443 ROVER 90-04-414 \ 70-04-424 \ 80-04-417

		Diam./Diam. [mm]	225
		Inner Diam./Diam. int. [mm]	148
		Fitted Diam./Diam. montaggio [mm]	272
		Centering Diam./Diam. centraggio [mm]	26
		Number of Teeth/N° denti	24

92-04-445 ROVER 90-04-414 \ 70-04-431 \ 80-04-416

		Diam./Diam. [mm]	225
		Inner Diam./Diam. int. [mm]	138
		Fitted Diam./Diam. montaggio [mm]	269
		Centering Diam./Diam. centraggio [mm]	25,5
		Number of Teeth/N° denti	24



92-04-446 HONDA 90-04-412 \ 70-04-422 \ 80-04-411

		Diam./Diam. [mm]	210
		Inner Diam./Diam. int. [mm]	135
		Fitted Diam./Diam. montaggio [mm]	255
		Centering Diam./Diam. centraggio [mm]	26
		Number of Teeth/N° denti	24

92-04-447 HONDA 90-04-499 \ 70-04-419 \ 80-04-420

		Diam./Diam. [mm]	200
		Inner Diam./Diam. int. [mm]	126
		Fitted Diam./Diam. montaggio [mm]	245
		Centering Diam./Diam. centraggio [mm]	22
		Number of Teeth/N° denti	20

92-04-448 HONDA 90-04-413 \ 70-04-419 \ 80-04-400

		Diam./Diam. [mm]	200
		Inner Diam./Diam. int. [mm]	126
		Fitted Diam./Diam. montaggio [mm]	245
		Centering Diam./Diam. centraggio [mm]	22
		Number of Teeth/N° denti	21

92-04-449 HONDA 90-04-413 \ 70-04-428 \ 80-04-419

		Diam./Diam. [mm]	210
		Inner Diam./Diam. int. [mm]	135
		Fitted Diam./Diam. montaggio [mm]	255
		Centering Diam./Diam. centraggio [mm]	22
		Number of Teeth/N° denti	20

92-04-450 HONDA 90-04-412 \ 70-04-404 \ 80-04-411

		Diam./Diam. [mm]	210
		Inner Diam./Diam. int. [mm]	139
		Fitted Diam./Diam. montaggio [mm]	263
		Centering Diam./Diam. centraggio [mm]	26
		Number of Teeth/N° denti	24

92-04-451 HONDA 90-04-498 \ 70-04-429 \ 80-04-495

		Diam./Diam. [mm]	220
		Inner Diam./Diam. int. [mm]	139
		Fitted Diam./Diam. montaggio [mm]	263
		Centering Diam./Diam. centraggio [mm]	25
		Number of Teeth/N° denti	24

92-04-452 HONDA

		Diam./Diam. [mm]	190
		Inner Diam./Diam. int. [mm]	130
		Fitted Diam./Diam. montaggio [mm]	243
		Centering Diam./Diam. centraggio [mm]	22
		Number of Teeth/N° denti	21

92-04-453 HONDA

		Diam./Diam. [mm]	200
		Inner Diam./Diam. int. [mm]	130
		Fitted Diam./Diam. montaggio [mm]	243
		Centering Diam./Diam. centraggio [mm]	22
		Number of Teeth/N° denti	20

92-04-454 HONDA

		Diam./Diam. [mm]	210
		Inner Diam./Diam. int. [mm]	150
		Fitted Diam./Diam. montaggio [mm]	254
		Centering Diam./Diam. centraggio [mm]	22
		Number of Teeth/N° denti	20

92-04-455 HONDA

		Diam./Diam. [mm]	220
		Inner Diam./Diam. int. [mm]	138
		Fitted Diam./Diam. montaggio [mm]	277
		Centering Diam./Diam. centraggio [mm]	26
		Number of Teeth/N° denti	24



92-04-456 HONDA 90-04-411 \ 70-04-403 \ 80-04-421

		Diam./Diam. [mm]	200
		Inner Diam./Diam. int. [mm]	130
		Fitted Diam./Diam. montaggio [mm]	244
		Centering Diam./Diam. centraggio [mm]	22
		Number of Teeth/N° denti	20

92-04-457 HONDA 90-04-401 \ 70-04-410 \ 80-04-405

		Diam./Diam. [mm]	225
		Inner Diam./Diam. int. [mm]	142
		Fitted Diam./Diam. montaggio [mm]	276,5
		Centering Diam./Diam. centraggio [mm]	26
		Number of Teeth/N° denti	24

92-04-458 HONDA 90-04-401 \ 70-04-409 \ 80-04-405

		Diam./Diam. [mm]	220
		Inner Diam./Diam. int. [mm]	150
		Fitted Diam./Diam. montaggio [mm]	276
		Centering Diam./Diam. centraggio [mm]	26
		Number of Teeth/N° denti	24

92-04-459 HONDA - LAND ROVER

			Diam./Diam. [mm]	225
			Inner Diam./Diam. int. [mm]	142
		Fitted Diam./Diam. montaggio [mm]	270	
		Centering Diam./Diam. centraggio [mm]	25	
		Number of Teeth/N° denti	24	

92-04-460 HONDA 90-04-411 \ 70-04-413 \ 80-04-423

		Diam./Diam. [mm]	190
		Inner Diam./Diam. int. [mm]	134
		Fitted Diam./Diam. montaggio [mm]	223
		Centering Diam./Diam. centraggio [mm]	22
		Number of Teeth/N° denti	20

92-04-461 HONDA 90-04-499 \ 70-04-428 \ 80-04-419

		Diam./Diam. [mm]	210
		Inner Diam./Diam. int. [mm]	135
		Fitted Diam./Diam. montaggio [mm]	255
		Centering Diam./Diam. centraggio [mm]	22
		Number of Teeth/N° denti	20

92-04-462 HONDA 90-04-401 \ 70-04-418

		Diam./Diam. [mm]	240
		Inner Diam./Diam. int. [mm]	155
		Fitted Diam./Diam. montaggio [mm]	275
		Centering Diam./Diam. centraggio [mm]	26
		Number of Teeth/N° denti	24

92-04-463 HONDA 90-04-411 \ 70-04-434 \ 80-04-426

		Diam./Diam. [mm]	215
		Inner Diam./Diam. int. [mm]	150
		Fitted Diam./Diam. montaggio [mm]	263
		Centering Diam./Diam. centraggio [mm]	22
		Number of Teeth/N° denti	20

92-04-464 HONDA

		Diam./Diam. [mm]	230
		Inner Diam./Diam. int. [mm]	147
		Fitted Diam./Diam. montaggio [mm]	275
		Centering Diam./Diam. centraggio [mm]	26
		Number of Teeth/N° denti	24

92-04-465 HONDA

		Diam./Diam. [mm]	215
		Inner Diam./Diam. int. [mm]	144
		Fitted Diam./Diam. montaggio [mm]	270
		Centering Diam./Diam. centraggio [mm]	25
		Number of Teeth/N° denti	14



92-04-494 HONDA 90-04-494 \ 70-04-494 \ 80-04-494

		Diam./Diam. [mm]	210
		Inner Diam./Diam. int. [mm]	150
		Fitted Diam./Diam. montaggio [mm]	264
		Centering Diam./Diam. centraggio [mm]	26
		Number of Teeth/N° denti	24

92-04-499 ROVER - HONDA 90-04-499 \ 70-04-499 \ 80-04-499

		Diam./Diam. [mm]	200
		Inner Diam./Diam. int. [mm]	130
		Fitted Diam./Diam. montaggio [mm]	244
		Centering Diam./Diam. centraggio [mm]	22
		Number of Teeth/N° denti	20

92-05-500 HYUNDAI - MITSUBISHI 90-05-502 \ 70-05-504 \ 80-05-503

		Diam./Diam. [mm]	185
		Inner Diam./Diam. int. [mm]	126
		Fitted Diam./Diam. montaggio [mm]	239
		Centering Diam./Diam. centraggio [mm]	22
		Number of Teeth/N° denti	20



92-05-5000 MITSUBISHI 90-05-502 \ 70-05-520 \ 80-05-527

		Diam./Diam. [mm]	200
		Inner Diam./Diam. int. [mm]	128
		Fitted Diam./Diam. montaggio [mm]	245
		Centering Diam./Diam. centraggio [mm]	22
		Number of Teeth/N° denti	20



92-05-5001 MITSUBISHI

		Diam./Diam. [mm]	230
		Inner Diam./Diam. int. [mm]	155
		Fitted Diam./Diam. montaggio [mm]	260
		Centering Diam./Diam. centraggio [mm]	22
		Number of Teeth/N° denti	20



92-05-5002 MITSUBISHI

		Diam./Diam. [mm]	225
		Inner Diam./Diam. int. [mm]	148
		Fitted Diam./Diam. montaggio [mm]	253
		Centering Diam./Diam. centraggio [mm]	22
		Number of Teeth/N° denti	20

92-05-5003 HYUNDAI 90-05-507 \ 70-05-583 \ 80-05-582

		Diam./Diam. [mm]	240
		Inner Diam./Diam. int. [mm]	157
		Fitted Diam./Diam. montaggio [mm]	298
		Centering Diam./Diam. centraggio [mm]	30
		Number of Teeth/N° denti	14



92-05-5004 MITSUBISHI 90-05-510 \ 70-05-539 \ 80-05-530

		Diam./Diam. [mm]	230
		Inner Diam./Diam. int. [mm]	152
		Fitted Diam./Diam. montaggio [mm]	277
		Centering Diam./Diam. centraggio [mm]	22
		Number of Teeth/N° denti	20
With Bearing Hydraulic \ Con Cuscinetto Idraulico			

92-05-5005 MITSUBISHI 90-05-512 \ 70-05-528 \ 80-05-533

		Diam./Diam. [mm]	200
		Inner Diam./Diam. int. [mm]	138
		Fitted Diam./Diam. montaggio [mm]	250
		Centering Diam./Diam. centraggio [mm]	19
		Number of Teeth/N° denti	17

92-05-5006 MITSUBISHI 90-0H-002 \ 70-05-529 \ 80-05-536

		Diam./Diam. [mm]	200
		Inner Diam./Diam. int. [mm]	138
		Fitted Diam./Diam. montaggio [mm]	250
		Centering Diam./Diam. centraggio [mm]	22
		Number of Teeth/N° denti	20



92-05-501 HYUNDAI - MITSUBISHI 90-05-504 \ 70-05-504 \ 80-05-503

		Diam./Diam. [mm]	185
		Inner Diam./Diam. int. [mm]	126,5
		Fitted Diam./Diam. montaggio [mm]	239
		Centering Diam./Diam. centraggio [mm]	22
		Number of Teeth/N° denti	20

92-05-503 MITSUBISHI 90-05-502 \ 70-05-504 \ 80-05-510

		Diam./Diam. [mm]	185
		Inner Diam./Diam. int. [mm]	126,5
		Fitted Diam./Diam. montaggio [mm]	238
		Centering Diam./Diam. centraggio [mm]	22
		Number of Teeth/N° denti	20

92-05-504 MITSUBISHI 90-05-502 \ 70-05-500 \ 80-05-500

		Diam./Diam. [mm]	200
		Inner Diam./Diam. int. [mm]	127
		Fitted Diam./Diam. montaggio [mm]	252
		Centering Diam./Diam. centraggio [mm]	22
		Number of Teeth/N° denti	20

92-05-505 MITSUBISHI - HYUNDAI 90-05-500 \ 70-05-500 \ 80-05-500

		Diam./Diam. [mm]	200
		Inner Diam./Diam. int. [mm]	127
		Fitted Diam./Diam. montaggio [mm]	252
		Centering Diam./Diam. centraggio [mm]	22
		Number of Teeth/N° denti	20

92-05-507 MITSUBISHI 90-05-502 \ 70-05-500 \ 80-05-515

		Diam./Diam. [mm]	200
		Inner Diam./Diam. int. [mm]	127,5
		Fitted Diam./Diam. montaggio [mm]	252
		Centering Diam./Diam. centraggio [mm]	22
		Number of Teeth/N° denti	20

92-05-508 MITSUBISHI 90-05-502 \ 70-05-509 \ 80-05-515

		Diam./Diam. [mm]	200
		Inner Diam./Diam. int. [mm]	126
		Fitted Diam./Diam. montaggio [mm]	258
		Centering Diam./Diam. centraggio [mm]	22
		Number of Teeth/N° denti	20

92-05-509 HYUNDAI - MITSUBISHI 90-05-503 \ 70-05-502 \ 80-05-507

		Diam./Diam. [mm]	215
		Inner Diam./Diam. int. [mm]	138
		Fitted Diam./Diam. montaggio [mm]	265
		Centering Diam./Diam. centraggio [mm]	26
		Number of Teeth/N° denti	23



92-05-510 MITSUBISHI - SHUANGHUAN AUTO - GONOW - GREAT WALL 90-05-503 \ 70-05-511 \ 80-05-513

		Diam./Diam. [mm]	225
		Inner Diam./Diam. int. [mm]	146
		Fitted Diam./Diam. montaggio [mm]	280
		Centering Diam./Diam. centraggio [mm]	26
		Number of Teeth/N° denti	23

92-05-511 HYUNDAI - MITSUBISHI 90-05-505 \ 70-05-511 \ 80-05-513

		Diam./Diam. [mm]	225
		Inner Diam./Diam. int. [mm]	146
		Fitted Diam./Diam. montaggio [mm]	280
		Centering Diam./Diam. centraggio [mm]	26
		Number of Teeth/N° denti	23

92-05-512 MITSUBISHI 90-05-507 \ 70-05-527 \ 80-05-594

		Diam./Diam. [mm]	260
		Inner Diam./Diam. int. [mm]	167
		Fitted Diam./Diam. montaggio [mm]	318
		Centering Diam./Diam. centraggio [mm]	30
		Number of Teeth/N° denti	14



92-05-514 **MITSUBISHI** **90-03-302 \ 70-05-502 \ 80-05-502**

		Diam./Diam. [mm]	215
		Inner Diam./Diam. int. [mm]	138
		Fitted Diam./Diam. montaggio [mm]	265
		Centering Diam./Diam. centraggio [mm]	22
		Number of Teeth/N° denti	20

92-05-516 **MITSUBISHI** **90-05-505 \ 70-05-511 \ 80-05-513**

		Diam./Diam. [mm]	225
		Inner Diam./Diam. int. [mm]	146
		Fitted Diam./Diam. montaggio [mm]	280
		Centering Diam./Diam. centraggio [mm]	26
		Number of Teeth/N° denti	23

92-05-517 **MITSUBISHI** **90-05-502 \ 70-05-514 \ 80-05-516**

		Diam./Diam. [mm]	215
		Inner Diam./Diam. int. [mm]	138
		Fitted Diam./Diam. montaggio [mm]	265
		Centering Diam./Diam. centraggio [mm]	22
		Number of Teeth/N° denti	20

92-05-518 **MITSUBISHI** **90-05-502 \ 70-05-521 \ 80-05-516**

		Diam./Diam. [mm]	215
		Inner Diam./Diam. int. [mm]	138
		Fitted Diam./Diam. montaggio [mm]	265
		Centering Diam./Diam. centraggio [mm]	22
		Number of Teeth/N° denti	20

92-05-522 **MITSUBISHI** **90-05-502 \ 70-05-511 \ 80-05-516**

		Diam./Diam. [mm]	215
		Inner Diam./Diam. int. [mm]	146
		Fitted Diam./Diam. montaggio [mm]	280
		Centering Diam./Diam. centraggio [mm]	22
		Number of Teeth/N° denti	20

92-05-523 **mitsubishi** **90-05-502 \ 70-05-523 \ 80-05-516**

		Diam./Diam. [mm]	215
		Inner Diam./Diam. int. [mm]	138
		Fitted Diam./Diam. montaggio [mm]	265
		Centering Diam./Diam. centraggio [mm]	22
		Number of Teeth/N° denti	20

92-05-526 **90-05-502 \ 70-05-591 \ 80-05-513**

		Diam./Diam. [mm]	225
		Inner Diam./Diam. int. [mm]	140
		Fitted Diam./Diam. montaggio [mm]	278
		Centering Diam./Diam. centraggio [mm]	26
		Number of Teeth/N° denti	23



92-05-527 **mitsubishi** **90-05-502 \ 70-05-520 \ 80-05-527**

		Diam./Diam. [mm]	200
		Inner Diam./Diam. int. [mm]	128
		Fitted Diam./Diam. montaggio [mm]	245
		Centering Diam./Diam. centraggio [mm]	22
		Number of Teeth/N° denti	20

92-05-529 **HYUNDAI** **90-05-593 \ 70-05-576 \ 80-05-576**

		Diam./Diam. [mm]	215
		Inner Diam./Diam. int. [mm]	137
		Fitted Diam./Diam. montaggio [mm]	262
		Centering Diam./Diam. centraggio [mm]	26
		Number of Teeth/N° denti	23

92-05-530 **mitsubishi** **90-05-507 \ 70-05-590 \ 80-05-588**

		Diam./Diam. [mm]	275
		Inner Diam./Diam. int. [mm]	168
		Fitted Diam./Diam. montaggio [mm]	332
		Centering Diam./Diam. centraggio [mm]	29
		Number of Teeth/N° denti	14



92-05-531 MITSUBISHI 90-05-507 \ 70-05-594 \ 80-05-528

		Diam./Diam. [mm]	240
		Inner Diam./Diam. int. [mm]	148
		Fitted Diam./Diam. montaggio [mm]	299
		Centering Diam./Diam. centraggio [mm]	29
		Number of Teeth/N° denti	14

92-05-532 MITSUBISHI 90-05-591 \ 70-05-567 \ 80-05-569

		Diam./Diam. [mm]	200
		Inner Diam./Diam. int. [mm]	132
		Fitted Diam./Diam. montaggio [mm]	249
		Centering Diam./Diam. centraggio [mm]	22
		Number of Teeth/N° denti	26

92-05-533 MITSUBISHI 90-05-591 \ 70-05-568 \ 80-05-568

		Diam./Diam. [mm]	215
		Inner Diam./Diam. int. [mm]	142
		Fitted Diam./Diam. montaggio [mm]	250
		Centering Diam./Diam. centraggio [mm]	21,5
		Number of Teeth/N° denti	26

92-05-534 MITSUBISHI 90-05-502 \ 70-05-532 \ 80-05-592

		Diam./Diam. [mm]	225
		Inner Diam./Diam. int. [mm]	140
		Fitted Diam./Diam. montaggio [mm]	265
		Centering Diam./Diam. centraggio [mm]	22
		Number of Teeth/N° denti	20

92-05-536 MITSUBISHI 90-05-597 \ 70-05-597 \ 80-05-534

		Diam./Diam. [mm]	225
		Inner Diam./Diam. int. [mm]	140
		Fitted Diam./Diam. montaggio [mm]	264
		Centering Diam./Diam. centraggio [mm]	22
		Number of Teeth/N° denti	20

92-05-537	MITSUBISHI	90-05-505 \ 70-05-509 \ 80-05-500
		Diam./Diam. [mm] 200
		Inner Diam./Diam. int. [mm] 126
		Fitted Diam./Diam. montaggio [mm] 258
		Centering Diam./Diam. centraggio [mm] 22
		Number of Teeth/N° denti 20
92-05-538	MITSUBISHI	90-05-502 \ 70-05-515 \ 80-05-527
		Diam./Diam. [mm] 200
		Inner Diam./Diam. int. [mm] 128
		Fitted Diam./Diam. montaggio [mm] 244
		Centering Diam./Diam. centraggio [mm] 22
		Number of Teeth/N° denti 20
92-05-539	MITSUBISHI	90-05-597 \ 70-05-514 \ 80-05-535
		Diam./Diam. [mm] 215
		Inner Diam./Diam. int. [mm] 138
		Fitted Diam./Diam. montaggio [mm] 265
		Centering Diam./Diam. centraggio [mm] 22
		Number of Teeth/N° denti 20
92-05-541	MITSUBISHI	90-05-505 \ 70-05-503 \ 80-05-591
		Diam./Diam. [mm] 225
		Inner Diam./Diam. int. [mm] 148
		Fitted Diam./Diam. montaggio [mm] 280
		Centering Diam./Diam. centraggio [mm] 26
		Number of Teeth/N° denti 23
92-05-543	MITSUBISHI	90-05-509 \ 70-05-592 \ 80-05-590
		Diam./Diam. [mm] 250
		Inner Diam./Diam. int. [mm] 148
		Fitted Diam./Diam. montaggio [mm] 297
		Centering Diam./Diam. centraggio [mm] 26
		Number of Teeth/N° denti 23



92-05-544 **MITSUBISHI** **90-05-507 \ 70-05-599 \ 80-05-514**

		Diam./Diam. [mm]	240
		Inner Diam./Diam. int. [mm]	150
		Fitted Diam./Diam. montaggio [mm]	295
		Centering Diam./Diam. centraggio [mm]	29
		Number of Teeth/N° denti	14

92-05-545 **MITSUBISHI** **90-05-503 \ 70-05-506 \ 80-05-506**

		Diam./Diam. [mm]	215
		Inner Diam./Diam. int. [mm]	138
		Fitted Diam./Diam. montaggio [mm]	264
		Centering Diam./Diam. centraggio [mm]	22
		Number of Teeth/N° denti	20

92-05-546 **MITSUBISHI**

		Diam./Diam. [mm]	225
		Inner Diam./Diam. int. [mm]	150
		Fitted Diam./Diam. montaggio [mm]	263
		Centering Diam./Diam. centraggio [mm]	22
		Number of Teeth/N° denti	20

92-05-547 **MITSUBISHI** **90-05-502 \ 70-05-597 \ 80-05-592**

		Diam./Diam. [mm]	225
		Inner Diam./Diam. int. [mm]	150
		Fitted Diam./Diam. montaggio [mm]	265
		Centering Diam./Diam. centraggio [mm]	22
		Number of Teeth/N° denti	20

92-05-548 **MITSUBISHI** **90-05-501 \ 70-05-501 \ 80-05-501**

		Diam./Diam. [mm]	215
		Inner Diam./Diam. int. [mm]	138
		Fitted Diam./Diam. montaggio [mm]	264
		Centering Diam./Diam. centraggio [mm]	22
		Number of Teeth/N° denti	20

92-05-549 **mitsubishi** **90-05-502 \ 70-05-520 \ 80-05-500**

		Diam./Diam. [mm]	200
		Inner Diam./Diam. int. [mm]	128
		Fitted Diam./Diam. montaggio [mm]	245
		Centering Diam./Diam. centraggio [mm]	22
		Number of Teeth/N° denti	20

92-05-550 **mitsubishi** **90-05-502 \ 70-05-525 \ 80-05-502**

		Diam./Diam. [mm]	215
		Inner Diam./Diam. int. [mm]	138
		Fitted Diam./Diam. montaggio [mm]	252
		Centering Diam./Diam. centraggio [mm]	22
		Number of Teeth/N° denti	20

92-05-551 **HYUNDAI** **90-05-595 \ 70-05-586 \ 80-05-584**

		Diam./Diam. [mm]	200
		Inner Diam./Diam. int. [mm]	127
		Fitted Diam./Diam. montaggio [mm]	252
		Centering Diam./Diam. centraggio [mm]	22
		Number of Teeth/N° denti	20

92-05-552 **mitsubishi** **90-05-505 \ 70-05-538 \ 80-05-539**

		Diam./Diam. [mm]	240
		Inner Diam./Diam. int. [mm]	150
		Fitted Diam./Diam. montaggio [mm]	294
		Centering Diam./Diam. centraggio [mm]	26
		Number of Teeth/N° denti	23

92-05-553 **mitsubishi** **90-05-511 \ 70-05-596 \ 80-05-596**


		Diam./Diam. [mm]	250
		Inner Diam./Diam. int. [mm]	150
		Fitted Diam./Diam. montaggio [mm]	297
		Centering Diam./Diam. centraggio [mm]	26
		Number of Teeth/N° denti	23



92-05-554 **MITSUBISHI** **90-05-509 \ 70-05-508 \ 80-05-509**

		Diam./Diam. [mm]	275
		Inner Diam./Diam. int. [mm]	159
		Fitted Diam./Diam. montaggio [mm]	332
		Centering Diam./Diam. centraggio [mm]	26
		Number of Teeth/N° denti	23



92-05-556 **HYUNDAI** **90-05-505 \ 70-05-583 \ 80-05-582**

		Diam./Diam. [mm]	240
		Inner Diam./Diam. int. [mm]	157
		Fitted Diam./Diam. montaggio [mm]	298
		Centering Diam./Diam. centraggio [mm]	29
		Number of Teeth/N° denti	14

92-05-557 **HYUNDAI** **90-05-502 \ 70-05-595 \ 80-05-595**

		Diam./Diam. [mm]	215
		Inner Diam./Diam. int. [mm]	142
		Fitted Diam./Diam. montaggio [mm]	261
		Centering Diam./Diam. centraggio [mm]	22
		Number of Teeth/N° denti	20

92-05-558 **HYUNDAI** **90-05-505 \ 70-05-593 \ 80-05-593**

		Diam./Diam. [mm]	225
		Inner Diam./Diam. int. [mm]	148
		Fitted Diam./Diam. montaggio [mm]	280
		Centering Diam./Diam. centraggio [mm]	26
		Number of Teeth/N° denti	23

92-05-559 **HYUNDAI** **90-05-505 \ 70-05-582 \ 80-05-593**

		Diam./Diam. [mm]	225
		Inner Diam./Diam. int. [mm]	148
		Fitted Diam./Diam. montaggio [mm]	280
		Centering Diam./Diam. centraggio [mm]	26
		Number of Teeth/N° denti	23

92-05-560 PROTON 90-05-501 \ 70-05-504 \ 80-05-510

		Diam./Diam. [mm]	185
		Inner Diam./Diam. int. [mm]	126,5
		Fitted Diam./Diam. montaggio [mm]	238
		Centering Diam./Diam. centraggio [mm]	22
		Number of Teeth/N° denti	20

92-05-561 PROTON 90-05-501 \ 70-05-500 \ 80-05-515

		Diam./Diam. [mm]	200
		Inner Diam./Diam. int. [mm]	127,5
		Fitted Diam./Diam. montaggio [mm]	252
		Centering Diam./Diam. centraggio [mm]	22
		Number of Teeth/N° denti	20

92-05-562 PROTON 90-05-501 \ 70-05-509 \ 80-05-515

		Diam./Diam. [mm]	200
		Inner Diam./Diam. int. [mm]	126
		Fitted Diam./Diam. montaggio [mm]	258
		Centering Diam./Diam. centraggio [mm]	22
		Number of Teeth/N° denti	20

92-05-563 PROTON 90-05-501 \ 70-05-514 \ 80-05-516

		Diam./Diam. [mm]	215
		Inner Diam./Diam. int. [mm]	138
		Fitted Diam./Diam. montaggio [mm]	265
		Centering Diam./Diam. centraggio [mm]	22
		Number of Teeth/N° denti	20

92-05-564 PROTON 90-05-501 \ 70-05-520 \ 80-05-527


		Diam./Diam. [mm]	200
		Inner Diam./Diam. int. [mm]	128
		Fitted Diam./Diam. montaggio [mm]	245
		Centering Diam./Diam. centraggio [mm]	22
		Number of Teeth/N° denti	20



92-05-565 **90-05-502 \ 70-05-576 \ 80-05-577**

		Diam./Diam. [mm]	215
		Inner Diam./Diam. int. [mm]	137
		Fitted Diam./Diam. montaggio [mm]	263
		Centering Diam./Diam. centraggio [mm]	26
		Number of Teeth/N° denti	23

92-05-566 **92-05-566** **MITSUBISHI**

		Diam./Diam. [mm]	215
		Inner Diam./Diam. int. [mm]	138
		Fitted Diam./Diam. montaggio [mm]	263
		Centering Diam./Diam. centraggio [mm]	22
		Number of Teeth/N° denti	20

92-05-567 **92-05-567** **MITSUBISHI** **90-05-502 \ 70-05-532 \ 80-05-523**

		Diam./Diam. [mm]	225
		Inner Diam./Diam. int. [mm]	150
		Fitted Diam./Diam. montaggio [mm]	265
		Centering Diam./Diam. centraggio [mm]	22
		Number of Teeth/N° denti	20



92-05-568 **92-05-568** **NISSAN - MITSUBISHI** **90-05-506 \ 70-05-507 \ 80-05-590**

		Diam./Diam. [mm]	250
		Inner Diam./Diam. int. [mm]	160
		Fitted Diam./Diam. montaggio [mm]	299
		Centering Diam./Diam. centraggio [mm]	26
		Number of Teeth/N° denti	23

92-05-569 **92-05-569** **MITSUBISHI** **90-05-510 \ 70-05-535**

		Diam./Diam. [mm]	235
		Inner Diam./Diam. int. [mm]	150
		Fitted Diam./Diam. montaggio [mm]	275
		Centering Diam./Diam. centraggio [mm]	24
		Number of Teeth/N° denti	23
		With Bearing Hydraulic \ Con Cuscinetto Idraulico	

92-05-570 MITSUBISHI - SMART

		Diam./Diam. [mm]	225
		Inner Diam./Diam. int. [mm]	171
		Fitted Diam./Diam. montaggio [mm]	261
		Centering Diam./Diam. centraggio [mm]	22
		Number of Teeth/N° denti	28

92-05-571 MITSUBISHI 90-05-501 \ 70-05-539 \ 80-05-530

		Diam./Diam. [mm]	230
		Inner Diam./Diam. int. [mm]	156
		Fitted Diam./Diam. montaggio [mm]	277
		Centering Diam./Diam. centraggio [mm]	22
		Number of Teeth/N° denti	20



92-05-572 MITSUBISHI

		Diam./Diam. [mm]	200
		Inner Diam./Diam. int. [mm]	126
		Fitted Diam./Diam. montaggio [mm]	258
		Centering Diam./Diam. centraggio [mm]	22,5
		Number of Teeth/N° denti	20

92-05-573 90-05-593 \ 70-05-500 \ 80-05-500



		Diam./Diam. [mm]	200
		Inner Diam./Diam. int. [mm]	127,5
		Fitted Diam./Diam. montaggio [mm]	252
		Centering Diam./Diam. centraggio [mm]	22
		Number of Teeth/N° denti	20

92-05-574 HYUNDAI 90-05-502 \ 70-05-574 \ 80-05-574

		Diam./Diam. [mm]	225
		Inner Diam./Diam. int. [mm]	148
		Fitted Diam./Diam. montaggio [mm]	278
		Centering Diam./Diam. centraggio [mm]	22
		Number of Teeth/N° denti	20





92-05-575 SMART - MITSUBISHI

 <p>575</p>	 <p>575</p>	Diam./Diam. [mm]	200
		Inner Diam./Diam. int. [mm]	141
		Fitted Diam./Diam. montaggio [mm]	236
		Centering Diam./Diam. centraggio [mm]	20
		Number of Teeth/N° denti	17

92-05-576 MITSUBISHI 90-05-510 \ 70-05-518

 <p>576</p>	 <p>576</p>	Diam./Diam. [mm]	240
		Inner Diam./Diam. int. [mm]	154
		Fitted Diam./Diam. montaggio [mm]	275
		Centering Diam./Diam. centraggio [mm]	24
		Number of Teeth/N° denti	23
With Bearing Hydraulic \ Con Cuscinetto Idraulico			

92-05-577 MITSUBISHI 90-05-504 \ 70-05-500 \ 80-05-500

 <p>577</p>	 <p>577</p>	Diam./Diam. [mm]	200
		Inner Diam./Diam. int. [mm]	127
		Fitted Diam./Diam. montaggio [mm]	252
		Centering Diam./Diam. centraggio [mm]	22
		Number of Teeth/N° denti	20

92-05-578 HYUNDAI 90-05-502 \ 70-05-578 \ 80-05-578

		Diam./Diam. [mm]	225
		Inner Diam./Diam. int. [mm]	148
		Fitted Diam./Diam. montaggio [mm]	278
		Centering Diam./Diam. centraggio [mm]	22
		Number of Teeth/N° denti	20

92-05-579 HYUNDAI 90-05-502 \ 70-05-579 \ 80-05-579

		Diam./Diam. [mm]	225
		Inner Diam./Diam. int. [mm]	148
		Fitted Diam./Diam. montaggio [mm]	278
		Centering Diam./Diam. centraggio [mm]	22
		Number of Teeth/N° denti	20

92-05-580 HYUNDAI 90-05-501 \ 70-05-598 \ 80-05-598

		Diam./Diam. [mm]	200
		Inner Diam./Diam. int. [mm]	127
		Fitted Diam./Diam. montaggio [mm]	252
		Centering Diam./Diam. centraggio [mm]	22
		Number of Teeth/N° denti	20

92-05-581 HYUNDAI 90-05-502 \ 70-05-587 \ 80-05-599

		Diam./Diam. [mm]	200
		Inner Diam./Diam. int. [mm]	127
		Fitted Diam./Diam. montaggio [mm]	252
		Centering Diam./Diam. centraggio [mm]	22
		Number of Teeth/N° denti	20

92-05-582 HYUNDAI 90-03-392 \ 70-05-580 \ 80-05-580

		Diam./Diam. [mm]	215
		Inner Diam./Diam. int. [mm]	137
		Fitted Diam./Diam. montaggio [mm]	263
		Centering Diam./Diam. centraggio [mm]	22
		Number of Teeth/N° denti	20

92-05-585 MITSUBISHI 90-05-591 \ 70-05-524 \ 80-05-568

		Diam./Diam. [mm]	215
		Inner Diam./Diam. int. [mm]	132,5
		Fitted Diam./Diam. montaggio [mm]	249
		Centering Diam./Diam. centraggio [mm]	22
		Number of Teeth/N° denti	26

92-05-586 MITSUBISHI 90-05-502 \ 70-05-517 \ 80-05-522

		Diam./Diam. [mm]	225
		Inner Diam./Diam. int. [mm]	148
		Fitted Diam./Diam. montaggio [mm]	278
		Centering Diam./Diam. centraggio [mm]	22
		Number of Teeth/N° denti	20



92-05-587 MITSUBISHI 90-05-503 \ 70-05-502 \ 80-05-518

		Diam./Diam. [mm]	215
		Inner Diam./Diam. int. [mm]	138
		Fitted Diam./Diam. montaggio [mm]	265
		Centering Diam./Diam. centraggio [mm]	22
		Number of Teeth/N° denti	20

92-05-588 MITSUBISHI 90-05-502 \ 70-05-532 \ 80-05-534

		Diam./Diam. [mm]	225
		Inner Diam./Diam. int. [mm]	140
		Fitted Diam./Diam. montaggio [mm]	264
		Centering Diam./Diam. centraggio [mm]	22
		Number of Teeth/N° denti	20

92-05-589 MITSUBISHI

		Diam./Diam. [mm]	250
		Inner Diam./Diam. int. [mm]	158
		Fitted Diam./Diam. montaggio [mm]	296
		Centering Diam./Diam. centraggio [mm]	26
		Number of Teeth/N° denti	23

92-05-590 MITSUBISHI

		Diam./Diam. [mm]	240
		Inner Diam./Diam. int. [mm]	148
		Fitted Diam./Diam. montaggio [mm]	290,5
		Centering Diam./Diam. centraggio [mm]	26
		Number of Teeth/N° denti	23



92-05-591 MITSUBISHI

		Diam./Diam. [mm]	225
		Inner Diam./Diam. int. [mm]	148
		Fitted Diam./Diam. montaggio [mm]	280
		Centering Diam./Diam. centraggio [mm]	26
		Number of Teeth/N° denti	23

92-05-593 MITSUBISHI

		Diam./Diam. [mm]	180
		Inner Diam./Diam. int. [mm]	128
		Fitted Diam./Diam. montaggio [mm]	220
		Centering Diam./Diam. centraggio [mm]	22
		Number of Teeth/N° denti	26

92-05-594 MITSUBISHI 90-05-509 \ 70-05-526 \ 80-05-532

		Diam./Diam. [mm]	240
		Inner Diam./Diam. int. [mm]	158
		Fitted Diam./Diam. montaggio [mm]	290
		Centering Diam./Diam. centraggio [mm]	26
		Number of Teeth/N° denti	23

92-05-597 MITSUBISHI 90-05-597 \ 70-05-597 \ 80-05-597

		Diam./Diam. [mm]	225
		Inner Diam./Diam. int. [mm]	140
		Fitted Diam./Diam. montaggio [mm]	265
		Centering Diam./Diam. centraggio [mm]	22
		Number of Teeth/N° denti	20

92-05-598 HYUNDAI 90-05-594 \ 70-05-584 \ 80-05-566

		Diam./Diam. [mm]	225
		Inner Diam./Diam. int. [mm]	155
		Fitted Diam./Diam. montaggio [mm]	281
		Centering Diam./Diam. centraggio [mm]	26
		Number of Teeth/N° denti	23

92-05-599 MITSUBISHI 90-05-505 \ 70-05-511 \ 80-05-591

		Diam./Diam. [mm]	225
		Inner Diam./Diam. int. [mm]	146
		Fitted Diam./Diam. montaggio [mm]	280
		Centering Diam./Diam. centraggio [mm]	26
		Number of Teeth/N° denti	23

92-06-605 **DAIHATSU** **90-06-607 \ 70-06-609 \ 80-06-605**

		Diam./Diam. [mm]	170
		Inner Diam./Diam. int. [mm]	106
		Fitted Diam./Diam. montaggio [mm]	220
		Centering Diam./Diam. centraggio [mm]	19
		Number of Teeth/N° denti	18

92-06-608 **DAIHATSU** **90-06-604 \ 70-06-602 \ 80-06-603**

		Diam./Diam. [mm]	240
		Inner Diam./Diam. int. [mm]	149
		Fitted Diam./Diam. montaggio [mm]	298
		Centering Diam./Diam. centraggio [mm]	29
		Number of Teeth/N° denti	21

92-06-609 **DAIHATSU** **90-06-605 \ 70-06-609 \ 80-06-613**

		Diam./Diam. [mm]	170
		Inner Diam./Diam. int. [mm]	106
		Fitted Diam./Diam. montaggio [mm]	219
		Centering Diam./Diam. centraggio [mm]	21
		Number of Teeth/N° denti	20



92-06-610 **90-06-600 \ 70-06-614 \ 80-06-695**

		Diam./Diam. [mm]	160
		Inner Diam./Diam. int. [mm]	107
		Fitted Diam./Diam. montaggio [mm]	219
		Centering Diam./Diam. centraggio [mm]	20
		Number of Teeth/N° denti	18

92-06-612 **DAIHATSU** **90-06-609 \ 70-06-625 \ 80-06-698**

			Diam./Diam. [mm]	180
			Inner Diam./Diam. int. [mm]	125
		Fitted Diam./Diam. montaggio [mm]	242	
		Centering Diam./Diam. centraggio [mm]	22	
		Number of Teeth/N° denti	20	

92-06-619 **DAIHATSU** **90-06-607 \ 70-06-622 \ 80-06-622**

		Diam./Diam. [mm]	200
		Inner Diam./Diam. int. [mm]	140
		Fitted Diam./Diam. montaggio [mm]	250
		Centering Diam./Diam. centraggio [mm]	22
		Number of Teeth/N° denti	20



92-06-620 **DAIHATSU - PIAGGIO** **90-06-607 \ 70-06-621 \ 80-06-618**

		Diam./Diam. [mm]	190
		Inner Diam./Diam. int. [mm]	126
		Fitted Diam./Diam. montaggio [mm]	241
		Centering Diam./Diam. centraggio [mm]	22
		Number of Teeth/N° denti	20

92-06-621 **DAIHATSU** **90-06-607 \ 70-06-623 \ 80-06-615**

		Diam./Diam. [mm]	190
		Inner Diam./Diam. int. [mm]	128
		Fitted Diam./Diam. montaggio [mm]	250
		Centering Diam./Diam. centraggio [mm]	22
		Number of Teeth/N° denti	20

92-06-623 **SUBARU - DAIHATSU** **90-06-601 \ 70-06-624 \ 80-06-623**

		Diam./Diam. [mm]	180
		Inner Diam./Diam. int. [mm]	122
		Fitted Diam./Diam. montaggio [mm]	241
		Centering Diam./Diam. centraggio [mm]	22
		Number of Teeth/N° denti	20

92-06-624 **DAIHATSU** **90-06-601 \ 70-06-620 \ 80-06-698**

		Diam./Diam. [mm]	180
		Inner Diam./Diam. int. [mm]	126
		Fitted Diam./Diam. montaggio [mm]	242
		Centering Diam./Diam. centraggio [mm]	22
		Number of Teeth/N° denti	20



92-06-625 **DAIHATSU** **90-06-607 \ 70-06-605 \ 80-06-607**

		Diam./Diam. [mm]	190
		Inner Diam./Diam. int. [mm]	129
		Fitted Diam./Diam. montaggio [mm]	253
		Centering Diam./Diam. centraggio [mm]	22
		Number of Teeth/N° denti	20

92-06-626 **DAIHATSU** **90-06-607 \ 70-06-619 \ 80-06-613**

		Diam./Diam. [mm]	170
		Inner Diam./Diam. int. [mm]	106
		Fitted Diam./Diam. montaggio [mm]	219
		Centering Diam./Diam. centraggio [mm]	22
		Number of Teeth/N° denti	20

92-06-627 **DAIHATSU** **90-06-605 \ 70-06-696 \ 80-06-696**

		Diam./Diam. [mm]	180
		Inner Diam./Diam. int. [mm]	125
		Fitted Diam./Diam. montaggio [mm]	242
		Centering Diam./Diam. centraggio [mm]	22
		Number of Teeth/N° denti	20

92-06-628 **DAIHATSU** **90-06-605 \ 70-06-611 \ 80-06-698**

		Diam./Diam. [mm]	180
		Inner Diam./Diam. int. [mm]	117
		Fitted Diam./Diam. montaggio [mm]	219
		Centering Diam./Diam. centraggio [mm]	22
		Number of Teeth/N° denti	20

92-06-629 **DAIHATSU** **90-06-609 \ 70-06-609 \ 80-06-698**

		Diam./Diam. [mm]	180
		Inner Diam./Diam. int. [mm]	106
		Fitted Diam./Diam. montaggio [mm]	219
		Centering Diam./Diam. centraggio [mm]	22
		Number of Teeth/N° denti	20

92-06-630	DAIHATSU	90-02-204 \ 70-02-236 \ 80-02-216
		Diam./Diam. [mm] 200
		Inner Diam./Diam. int. [mm] 126
		Fitted Diam./Diam. montaggio [mm] 255
		Centering Diam./Diam. centraggio [mm] 24
		Number of Teeth/N° denti 21
92-06-631	DAIHATSU	90-06-605 \ 70-06-620 \ 80-06-615
		Diam./Diam. [mm] 190
		Inner Diam./Diam. int. [mm] 126
		Fitted Diam./Diam. montaggio [mm] 242
		Centering Diam./Diam. centraggio [mm] 22
		Number of Teeth/N° denti 20
92-06-632	DAIHATSU	90-06-605 \ 70-06-616 \ 80-06-616
		Diam./Diam. [mm] 160
		Inner Diam./Diam. int. [mm] 107
		Fitted Diam./Diam. montaggio [mm] 219
		Centering Diam./Diam. centraggio [mm] 19
		Number of Teeth/N° denti 18
92-06-633	DAIHATSU	90-06-605 \ 70-06-616 \ 80-06-620
		Diam./Diam. [mm] 170
		Inner Diam./Diam. int. [mm] 107
		Fitted Diam./Diam. montaggio [mm] 219
		Centering Diam./Diam. centraggio [mm] 20
		Number of Teeth/N° denti 18
92-06-635		90-02-201 \ 70-02-296 \ 80-02-227
		Diam./Diam. [mm] 225
		Inner Diam./Diam. int. [mm] 140
		Fitted Diam./Diam. montaggio [mm] 281
		Centering Diam./Diam. centraggio [mm] 29
		Number of Teeth/N° denti 21



92-06-636 DAIHATSU 90-06-609 \ 70-06-613 \ 80-06-614

		Diam./Diam. [mm]	200
		Inner Diam./Diam. int. [mm]	129
		Fitted Diam./Diam. montaggio [mm]	252
		Centering Diam./Diam. centraggio [mm]	22
		Number of Teeth/N° denti	20

92-06-638 DAIHATSU 90-06-605 \ 70-06-698 \ 80-06-693

		Diam./Diam. [mm]	170
		Inner Diam./Diam. int. [mm]	118
		Fitted Diam./Diam. montaggio [mm]	215
		Centering Diam./Diam. centraggio [mm]	20
		Number of Teeth/N° denti	18

92-06-639 DAIHATSU 90-02-201 \ 70-02-277 \ 80-02-246

		Diam./Diam. [mm]	235
		Inner Diam./Diam. int. [mm]	149
		Fitted Diam./Diam. montaggio [mm]	292
		Centering Diam./Diam. centraggio [mm]	29
		Number of Teeth/N° denti	21

92-06-640 DAIHATSU 90-06-601 \ 70-06-620 \ 80-06-615

		Diam./Diam. [mm]	190
		Inner Diam./Diam. int. [mm]	126
		Fitted Diam./Diam. montaggio [mm]	242
		Centering Diam./Diam. centraggio [mm]	22
		Number of Teeth/N° denti	20

92-06-641 DAIHATSU 90-06-607 \ 70-06-611 \ 80-06-697

		Diam./Diam. [mm]	180
		Inner Diam./Diam. int. [mm]	117
		Fitted Diam./Diam. montaggio [mm]	219
		Centering Diam./Diam. centraggio [mm]	20
		Number of Teeth/N° denti	18

92-06-642 **INNOCENTI** **90-06-600 \ 70-06-614 \ 80-06-616**

		Diam./Diam. [mm]	160
		Inner Diam./Diam. int. [mm]	107
		Fitted Diam./Diam. montaggio [mm]	219
		Centering Diam./Diam. centraggio [mm]	20
		Number of Teeth/N° denti	18

92-06-643 **INNOCENTI** **90-06-600 \ 70-06-601 \ 80-06-616**

		Diam./Diam. [mm]	160
		Inner Diam./Diam. int. [mm]	110
		Fitted Diam./Diam. montaggio [mm]	195
		Centering Diam./Diam. centraggio [mm]	20
		Number of Teeth/N° denti	18

92-06-646 **INNOCENTI** **90-06-609 \ 70-06-609 \ 80-06-612**

		Diam./Diam. [mm]	170
		Inner Diam./Diam. int. [mm]	106
		Fitted Diam./Diam. montaggio [mm]	220
		Centering Diam./Diam. centraggio [mm]	21
		Number of Teeth/N° denti	20

92-06-648 **INNOCENTI** **90-06-600 \ 70-06-616 \ 80-06-616**

		Diam./Diam. [mm]	160
		Inner Diam./Diam. int. [mm]	107
		Fitted Diam./Diam. montaggio [mm]	219
		Centering Diam./Diam. centraggio [mm]	20
		Number of Teeth/N° denti	18

92-06-649 **DAIHATSU** **90-06-607 \ 70-06-617 \ 80-06-621**

		Diam./Diam. [mm]	190
		Inner Diam./Diam. int. [mm]	126
		Fitted Diam./Diam. montaggio [mm]	241
		Centering Diam./Diam. centraggio [mm]	22
		Number of Teeth/N° denti	20



92-06-698 **DAIHATSU - PIAGGIO** **90-06-609 \ 70-06-611 \ 80-06-697**

		Diam./Diam. [mm]	180
		Inner Diam./Diam. int. [mm]	117
		Fitted Diam./Diam. montaggio [mm]	219
		Centering Diam./Diam. centraggio [mm]	20
		Number of Teeth/N° denti	18

92-06-699 **PIAGGIO** **90-06-609 \ 70-06-611 \ 80-06-698**

		Diam./Diam. [mm]	180
		Inner Diam./Diam. int. [mm]	117
		Fitted Diam./Diam. montaggio [mm]	219
		Centering Diam./Diam. centraggio [mm]	22
		Number of Teeth/N° denti	20

92-07-700 **SUBARU** **90-06-600 \ 70-07-700 \ 80-07-700**

		Diam./Diam. [mm]	160
		Inner Diam./Diam. int. [mm]	107
		Fitted Diam./Diam. montaggio [mm]	204
		Centering Diam./Diam. centraggio [mm]	19,4
		Number of Teeth/N° denti	23

92-07-701 **90-06-600 \ 70-07-703 \ 80-07-799**

		Diam./Diam. [mm]	200
		Inner Diam./Diam. int. [mm]	128
		Fitted Diam./Diam. montaggio [mm]	244
		Centering Diam./Diam. centraggio [mm]	19
		Number of Teeth/N° denti	23



92-07-702 **SUBARU** **90-06-600 \ 70-07-703 \ 80-07-707**

		Diam./Diam. [mm]	200
		Inner Diam./Diam. int. [mm]	128
		Fitted Diam./Diam. montaggio [mm]	244
		Centering Diam./Diam. centraggio [mm]	22
		Number of Teeth/N° denti	21

92-07-703 SUBARU 90-06-600 \ 70-07-704 \ 80-07-704

		Diam./Diam. [mm]	180
		Inner Diam./Diam. int. [mm]	123
		Fitted Diam./Diam. montaggio [mm]	224
		Centering Diam./Diam. centraggio [mm]	19
		Number of Teeth/N° denti	23



92-07-704 SUBARU 90-07-703 \ 70-07-711 \ 80-07-708

		Diam./Diam. [mm]	225
		Inner Diam./Diam. int. [mm]	147
		Fitted Diam./Diam. montaggio [mm]	287
		Centering Diam./Diam. centraggio [mm]	25
		Number of Teeth/N° denti	24

92-07-705 SUBARU 90-07-704 \ 70-07-712 \ 80-07-712

		Diam./Diam. [mm]	200
		Inner Diam./Diam. int. [mm]	128
		Fitted Diam./Diam. montaggio [mm]	255
		Centering Diam./Diam. centraggio [mm]	22
		Number of Teeth/N° denti	21

92-07-707 SUBARU 90-06-600 \ 70-07-706 \ 80-07-704

		Diam./Diam. [mm]	180
		Inner Diam./Diam. int. [mm]	117
		Fitted Diam./Diam. montaggio [mm]	227
		Centering Diam./Diam. centraggio [mm]	19
		Number of Teeth/N° denti	23

92-07-708 SUBARU 90-07-702 \ 70-07-707 \ 80-07-708

		Diam./Diam. [mm]	225
		Inner Diam./Diam. int. [mm]	147
		Fitted Diam./Diam. montaggio [mm]	266
		Centering Diam./Diam. centraggio [mm]	25
		Number of Teeth/N° denti	24



92-07-709 **90-07-703 \ 70-07-708 \ 80-07-708**

		Diam./Diam. [mm]	225
		Inner Diam./Diam. int. [mm]	148
		Fitted Diam./Diam. montaggio [mm]	277
		Centering Diam./Diam. centraggio [mm]	25
		Number of Teeth/N° denti	24

92-07-710 **SUBARU** **90-06-600 \ 70-07-701 \ 80-07-798**

		Diam./Diam. [mm]	180
		Inner Diam./Diam. int. [mm]	123
		Fitted Diam./Diam. montaggio [mm]	216
		Centering Diam./Diam. centraggio [mm]	19
		Number of Teeth/N° denti	23

92-07-711 **SUBARU** **90-07-703 \ 70-07-714 \ 80-07-795**

		Diam./Diam. [mm]	215
		Inner Diam./Diam. int. [mm]	143
		Fitted Diam./Diam. montaggio [mm]	271
		Centering Diam./Diam. centraggio [mm]	25
		Number of Teeth/N° denti	24

92-07-713 **SUBARU** **90-07-703 \ 70-07-710 \ 80-07-708**

		Diam./Diam. [mm]	225
		Inner Diam./Diam. int. [mm]	148
		Fitted Diam./Diam. montaggio [mm]	277
		Centering Diam./Diam. centraggio [mm]	25
		Number of Teeth/N° denti	24

92-07-714 **SUBARU** **90-07-799 \ 70-07-799 \ 80-07-797**

		Diam./Diam. [mm]	160
		Inner Diam./Diam. int. [mm]	108
		Fitted Diam./Diam. montaggio [mm]	204
		Centering Diam./Diam. centraggio [mm]	19
		Number of Teeth/N° denti	23

92-07-715 SUBARU 90-07-705 \ 70-07-710 \ 80-07-708

		Diam./Diam. [mm]	225
		Inner Diam./Diam. int. [mm]	148
		Fitted Diam./Diam. montaggio [mm]	277
		Centering Diam./Diam. centraggio [mm]	25
		Number of Teeth/N° denti	24

92-07-716 SUBARU 90-07-799 \ 70-06-698 \ 80-07-796

		Diam./Diam. [mm]	170
		Inner Diam./Diam. int. [mm]	118
		Fitted Diam./Diam. montaggio [mm]	216
		Centering Diam./Diam. centraggio [mm]	19
		Number of Teeth/N° denti	23

92-07-717 90-07-702 \ 70-07-797 \ 80-07-708

		Diam./Diam. [mm]	225
		Inner Diam./Diam. int. [mm]	147
		Fitted Diam./Diam. montaggio [mm]	266
		Centering Diam./Diam. centraggio [mm]	25
		Number of Teeth/N° denti	24

92-07-718 SUBARU 90-07-703 \ 70-07-715 \ 80-07-713

		Diam./Diam. [mm]	225
		Inner Diam./Diam. int. [mm]	144
		Fitted Diam./Diam. montaggio [mm]	284
		Centering Diam./Diam. centraggio [mm]	25
		Number of Teeth/N° denti	24

92-07-719 SUBARU 90-07-703 \ 70-07-715 \ 80-07-715

		Diam./Diam. [mm]	225
		Inner Diam./Diam. int. [mm]	144
		Fitted Diam./Diam. montaggio [mm]	284
		Centering Diam./Diam. centraggio [mm]	25
		Number of Teeth/N° denti	24



92-07-720 SUBARU 90-05-509 \ 70-07-713 \ 80-07-714

	Diam./Diam. [mm]	230
	Inner Diam./Diam. int. [mm]	148
	Fitted Diam./Diam. montaggio [mm]	277
	Centering Diam./Diam. centraggio [mm]	25
	Number of Teeth/N° denti	24

92-07-721 SUBARU 90-07-700 \ 70-07-702 \ 80-07-716

		Diam./Diam. [mm]	225
		Inner Diam./Diam. int. [mm]	156
	Fitted Diam./Diam. montaggio [mm]	270	
	Centering Diam./Diam. centraggio [mm]	25	
	Number of Teeth/N° denti	24	

92-07-722 SUBARU 90-07-707 \ 70-07-709 \ 80-07-717

		Diam./Diam. [mm]	240
		Inner Diam./Diam. int. [mm]	155
	Fitted Diam./Diam. montaggio [mm]	276	
	Centering Diam./Diam. centraggio [mm]	25	
	Number of Teeth/N° denti	24	

92-07-723 SUBARU

		Diam./Diam. [mm]	240
		Inner Diam./Diam. int. [mm]	152
	Fitted Diam./Diam. montaggio [mm]	295	
	Centering Diam./Diam. centraggio [mm]	25	
	Number of Teeth/N° denti	24	

92-08-800 SUZUKI 90-05-500 \ 70-08-800 \ 80-08-801

	Diam./Diam. [mm]	180
	Inner Diam./Diam. int. [mm]	118
	Fitted Diam./Diam. montaggio [mm]	230
	Centering Diam./Diam. centraggio [mm]	20
	Number of Teeth/N° denti	18

92-08-801		SUZUKI	90-05-500 \ 70-08-803 \ 80-08-801
		Diam./Diam. [mm]	180
		Inner Diam./Diam. int. [mm]	120
		Fitted Diam./Diam. montaggio [mm]	218,4
		Centering Diam./Diam. centraggio [mm]	20
		Number of Teeth/N° denti	18
92-08-802		SUZUKI	90-08-802 \ 70-08-809 \ 80-08-806
		Diam./Diam. [mm]	160
		Inner Diam./Diam. int. [mm]	108
		Fitted Diam./Diam. montaggio [mm]	219
		Centering Diam./Diam. centraggio [mm]	19
		Number of Teeth/N° denti	18
92-08-803		SUZUKI - MARUTI	90-06-600 \ 70-08-802 \ 80-08-802
		Diam./Diam. [mm]	160
		Inner Diam./Diam. int. [mm]	108
		Fitted Diam./Diam. montaggio [mm]	205
		Centering Diam./Diam. centraggio [mm]	17
		Number of Teeth/N° denti	32
92-08-804		SUZUKI	90-08-803 \ 70-08-801 \ 80-08-801
		Diam./Diam. [mm]	180
		Inner Diam./Diam. int. [mm]	118
		Fitted Diam./Diam. montaggio [mm]	230
		Centering Diam./Diam. centraggio [mm]	20
		Number of Teeth/N° denti	18
92-08-805		SUZUKI	90-08-803 \ 70-08-807 \ 80-08-807
		Diam./Diam. [mm]	190
		Inner Diam./Diam. int. [mm]	130
		Fitted Diam./Diam. montaggio [mm]	243
		Centering Diam./Diam. centraggio [mm]	22
		Number of Teeth/N° denti	20



92-08-806 **90-08-803 \ 70-08-800 \ 80-08-801**

		Diam./Diam. [mm]	180
		Inner Diam./Diam. int. [mm]	118
		Fitted Diam./Diam. montaggio [mm]	230
		Centering Diam./Diam. centraggio [mm]	20
		Number of Teeth/N° denti	18

92-08-807 **SUZUKI** **90-08-802 \ 70-08-805 \ 80-08-805**

		Diam./Diam. [mm]	190
		Inner Diam./Diam. int. [mm]	126
		Fitted Diam./Diam. montaggio [mm]	241
		Centering Diam./Diam. centraggio [mm]	19
		Number of Teeth/N° denti	18

92-08-808 **SUZUKI** **90-08-803 \ 70-08-808 \ 80-08-810**

		Diam./Diam. [mm]	200
		Inner Diam./Diam. int. [mm]	138
		Fitted Diam./Diam. montaggio [mm]	264
		Centering Diam./Diam. centraggio [mm]	22
		Number of Teeth/N° denti	20

92-08-809 **SUZUKI** **90-09-900 \ 70-08-803 \ 80-08-801**

		Diam./Diam. [mm]	180
		Inner Diam./Diam. int. [mm]	120
		Fitted Diam./Diam. montaggio [mm]	218
		Centering Diam./Diam. centraggio [mm]	20
		Number of Teeth/N° denti	18

92-08-813 **SUZUKI - BEDFORD** **90-08-803 \ 70-08-803 \ 80-08-801**

		Diam./Diam. [mm]	180
		Inner Diam./Diam. int. [mm]	120
		Fitted Diam./Diam. montaggio [mm]	218
		Centering Diam./Diam. centraggio [mm]	20
		Number of Teeth/N° denti	18

92-08-814 SUZUKI 90-05-500 \ 70-08-801 \ 80-08-801

		Diam./Diam. [mm]	180
		Inner Diam./Diam. int. [mm]	118
		Fitted Diam./Diam. montaggio [mm]	230
		Centering Diam./Diam. centraggio [mm]	20
		Number of Teeth/N° denti	18

92-08-815 SUZUKI

		Diam./Diam. [mm]	225
		Inner Diam./Diam. int. [mm]	154,6
		Fitted Diam./Diam. montaggio [mm]	279,5
		Centering Diam./Diam. centraggio [mm]	23
		Number of Teeth/N° denti	20

92-08-817 SUZUKI 90-08-816 \ 70-08-817 \ 80-08-818

		Diam./Diam. [mm]	225
		Inner Diam./Diam. int. [mm]	140
		Fitted Diam./Diam. montaggio [mm]	277
		Centering Diam./Diam. centraggio [mm]	29
		Number of Teeth/N° denti	21

92-08-818 90-08-802 \ 70-08-809 \ 80-03-357

		Diam./Diam. [mm]	170
		Inner Diam./Diam. int. [mm]	108
		Fitted Diam./Diam. montaggio [mm]	219
		Centering Diam./Diam. centraggio [mm]	19
		Number of Teeth/N° denti	18

92-08-819 SUZUKI 90-08-802 \ 70-08-809 \ 80-08-812

		Diam./Diam. [mm]	170
		Inner Diam./Diam. int. [mm]	108
		Fitted Diam./Diam. montaggio [mm]	219
		Centering Diam./Diam. centraggio [mm]	20
		Number of Teeth/N° denti	18



92-08-820 SUZUKI 90-08-803 \ 70-08-813 \ 80-08-813

		Diam./Diam. [mm]	200
		Inner Diam./Diam. int. [mm]	128
		Fitted Diam./Diam. montaggio [mm]	248
		Centering Diam./Diam. centraggio [mm]	22
		Number of Teeth/N° denti	20

92-08-822 SUBARU - SUZUKI 90-08-803 \ 70-08-813 \ 80-08-810

		Diam./Diam. [mm]	200
		Inner Diam./Diam. int. [mm]	128
		Fitted Diam./Diam. montaggio [mm]	248
		Centering Diam./Diam. centraggio [mm]	22
		Number of Teeth/N° denti	20

92-08-823 SUZUKI 90-02-293 \ 70-08-898 \ 80-08-898

		Diam./Diam. [mm]	225
		Inner Diam./Diam. int. [mm]	140
		Fitted Diam./Diam. montaggio [mm]	283
		Centering Diam./Diam. centraggio [mm]	22
		Number of Teeth/N° denti	20

92-08-824 SUZUKI

		Diam./Diam. [mm]	240
		Inner Diam./Diam. int. [mm]	171
		Fitted Diam./Diam. montaggio [mm]	287
		Centering Diam./Diam. centraggio [mm]	30
		Number of Teeth/N° denti	21

92-08-825 SUZUKI 90-08-803 \ 70-08-899 \ 80-08-814

		Diam./Diam. [mm]	215
		Inner Diam./Diam. int. [mm]	138
		Fitted Diam./Diam. montaggio [mm]	264
		Centering Diam./Diam. centraggio [mm]	22
		Number of Teeth/N° denti	20

92-08-826 SUZUKI 90-08-802 \ 70-08-818 \ 80-08-819

		Diam./Diam. [mm]	180
		Inner Diam./Diam. int. [mm]	108
		Fitted Diam./Diam. montaggio [mm]	216
		Centering Diam./Diam. centraggio [mm]	20
		Number of Teeth/N° denti	18

92-08-827 OPEL - SUBARU - SUZUKI 90-08-800 \ 70-08-805 \ 80-08-899

		Diam./Diam. [mm]	190
		Inner Diam./Diam. int. [mm]	126
		Fitted Diam./Diam. montaggio [mm]	241
		Centering Diam./Diam. centraggio [mm]	19
		Number of Teeth/N° denti	18

92-08-828 SUZUKI 90-08-803 \ 70-08-810 \ 80-08-810

		Diam./Diam. [mm]	200
		Inner Diam./Diam. int. [mm]	128
		Fitted Diam./Diam. montaggio [mm]	248
		Centering Diam./Diam. centraggio [mm]	22
		Number of Teeth/N° denti	20

92-08-830 SUZUKI 90-08-816 \ 70-08-816 \ 80-08-817

		Diam./Diam. [mm]	225
		Inner Diam./Diam. int. [mm]	149
		Fitted Diam./Diam. montaggio [mm]	280
		Centering Diam./Diam. centraggio [mm]	22
		Number of Teeth/N° denti	20

92-08-831 SUZUKI 90-08-808 \ 70-08-814 \ 80-08-807

		Diam./Diam. [mm]	190
		Inner Diam./Diam. int. [mm]	126
		Fitted Diam./Diam. montaggio [mm]	241
		Centering Diam./Diam. centraggio [mm]	22
		Number of Teeth/N° denti	20



92-08-832 SUZUKI 90-08-816 \ 70-08-899 \ 80-08-814

		Diam./Diam. [mm]	215
		Inner Diam./Diam. int. [mm]	138
		Fitted Diam./Diam. montaggio [mm]	264
		Centering Diam./Diam. centraggio [mm]	22
		Number of Teeth/N° denti	20

92-08-833 SUZUKI 90-08-803 \ 70-08-812 \ 80-08-810

		Diam./Diam. [mm]	200
		Inner Diam./Diam. int. [mm]	128
		Fitted Diam./Diam. montaggio [mm]	248
		Centering Diam./Diam. centraggio [mm]	22
		Number of Teeth/N° denti	20

92-08-834 SUZUKI 90-08-804 \ 70-08-821 \ 80-08-811

		Diam./Diam. [mm]	215
		Inner Diam./Diam. int. [mm]	147
		Fitted Diam./Diam. montaggio [mm]	247
		Centering Diam./Diam. centraggio [mm]	19
		Number of Teeth/N° denti	14
With Bearing Hydraulic \ Con Cuscinetto Idraulico			

92-08-835 FIAT - SUZUKI 90-08-805 \ 70-08-822 \ 80-08-821

		Diam./Diam. [mm]	200
		Inner Diam./Diam. int. [mm]	140
		Fitted Diam./Diam. montaggio [mm]	248
		Centering Diam./Diam. centraggio [mm]	22
		Number of Teeth/N° denti	20
With Bearing Hydraulic \ Con Cuscinetto Idraulico			

92-08-836 SUZUKI - FIAT 90-08-805 \ 70-08-823

		Diam./Diam. [mm]	235
		Inner Diam./Diam. int. [mm]	155
		Fitted Diam./Diam. montaggio [mm]	275
		Centering Diam./Diam. centraggio [mm]	23
		Number of Teeth/N° denti	20
With Bearing Hydraulic \ Con Cuscinetto Idraulico			

92-08-837	SUZUKI	90-08-806 \ 70-08-821 \ 80-08-811												
		<table border="1"> <tr><td>Diam./Diam. [mm]</td><td style="text-align: right;">215</td></tr> <tr><td>Inner Diam./Diam. int. [mm]</td><td style="text-align: right;">147</td></tr> <tr><td>Fitted Diam./Diam. montaggio [mm]</td><td style="text-align: right;">247</td></tr> <tr><td>Centering Diam./Diam. centraggio [mm]</td><td style="text-align: right;">19</td></tr> <tr><td>Number of Teeth/N° denti</td><td style="text-align: right;">14</td></tr> </table>	Diam./Diam. [mm]	215	Inner Diam./Diam. int. [mm]	147	Fitted Diam./Diam. montaggio [mm]	247	Centering Diam./Diam. centraggio [mm]	19	Number of Teeth/N° denti	14		
Diam./Diam. [mm]	215													
Inner Diam./Diam. int. [mm]	147													
Fitted Diam./Diam. montaggio [mm]	247													
Centering Diam./Diam. centraggio [mm]	19													
Number of Teeth/N° denti	14													
92-08-838	SUZUKI	90-08-801 \ 70-08-824 \ 80-08-804												
		<table border="1"> <tr><td>Diam./Diam. [mm]</td><td style="text-align: right;">215</td></tr> <tr><td>Inner Diam./Diam. int. [mm]</td><td style="text-align: right;">148</td></tr> <tr><td>Fitted Diam./Diam. montaggio [mm]</td><td style="text-align: right;">264</td></tr> <tr><td>Centering Diam./Diam. centraggio [mm]</td><td style="text-align: right;">29</td></tr> <tr><td>Number of Teeth/N° denti</td><td style="text-align: right;">21</td></tr> <tr><td colspan="2" style="text-align: center;">With Bearing Hydraulic \ Con Cuscinetto Idraulico</td></tr> </table>	Diam./Diam. [mm]	215	Inner Diam./Diam. int. [mm]	148	Fitted Diam./Diam. montaggio [mm]	264	Centering Diam./Diam. centraggio [mm]	29	Number of Teeth/N° denti	21	With Bearing Hydraulic \ Con Cuscinetto Idraulico	
Diam./Diam. [mm]	215													
Inner Diam./Diam. int. [mm]	148													
Fitted Diam./Diam. montaggio [mm]	264													
Centering Diam./Diam. centraggio [mm]	29													
Number of Teeth/N° denti	21													
With Bearing Hydraulic \ Con Cuscinetto Idraulico														
92-08-839	SUZUKI	90-08-816 \ 70-08-820 \ 80-05-568												
		<table border="1"> <tr><td>Diam./Diam. [mm]</td><td style="text-align: right;">215</td></tr> <tr><td>Inner Diam./Diam. int. [mm]</td><td style="text-align: right;">133</td></tr> <tr><td>Fitted Diam./Diam. montaggio [mm]</td><td style="text-align: right;">249</td></tr> <tr><td>Centering Diam./Diam. centraggio [mm]</td><td style="text-align: right;">22</td></tr> <tr><td>Number of Teeth/N° denti</td><td style="text-align: right;">26</td></tr> </table>	Diam./Diam. [mm]	215	Inner Diam./Diam. int. [mm]	133	Fitted Diam./Diam. montaggio [mm]	249	Centering Diam./Diam. centraggio [mm]	22	Number of Teeth/N° denti	26		
Diam./Diam. [mm]	215													
Inner Diam./Diam. int. [mm]	133													
Fitted Diam./Diam. montaggio [mm]	249													
Centering Diam./Diam. centraggio [mm]	22													
Number of Teeth/N° denti	26													
92-08-840	SUZUKI													
		<table border="1"> <tr><td>Diam./Diam. [mm]</td><td style="text-align: right;">240</td></tr> <tr><td>Inner Diam./Diam. int. [mm]</td><td style="text-align: right;">152</td></tr> <tr><td>Fitted Diam./Diam. montaggio [mm]</td><td style="text-align: right;">294</td></tr> <tr><td>Centering Diam./Diam. centraggio [mm]</td><td style="text-align: right;">29</td></tr> <tr><td>Number of Teeth/N° denti</td><td style="text-align: right;">21</td></tr> </table>	Diam./Diam. [mm]	240	Inner Diam./Diam. int. [mm]	152	Fitted Diam./Diam. montaggio [mm]	294	Centering Diam./Diam. centraggio [mm]	29	Number of Teeth/N° denti	21		
Diam./Diam. [mm]	240													
Inner Diam./Diam. int. [mm]	152													
Fitted Diam./Diam. montaggio [mm]	294													
Centering Diam./Diam. centraggio [mm]	29													
Number of Teeth/N° denti	21													
92-08-841	SUZUKI	90-08-805 \ 70-08-827												
		<table border="1"> <tr><td>Diam./Diam. [mm]</td><td style="text-align: right;">215</td></tr> <tr><td>Inner Diam./Diam. int. [mm]</td><td style="text-align: right;">144</td></tr> <tr><td>Fitted Diam./Diam. montaggio [mm]</td><td style="text-align: right;">247</td></tr> <tr><td>Centering Diam./Diam. centraggio [mm]</td><td style="text-align: right;">22</td></tr> <tr><td>Number of Teeth/N° denti</td><td style="text-align: right;">20</td></tr> <tr><td colspan="2" style="text-align: center;">With Bearing Hydraulic \ Con Cuscinetto Idraulico</td></tr> </table>	Diam./Diam. [mm]	215	Inner Diam./Diam. int. [mm]	144	Fitted Diam./Diam. montaggio [mm]	247	Centering Diam./Diam. centraggio [mm]	22	Number of Teeth/N° denti	20	With Bearing Hydraulic \ Con Cuscinetto Idraulico	
Diam./Diam. [mm]	215													
Inner Diam./Diam. int. [mm]	144													
Fitted Diam./Diam. montaggio [mm]	247													
Centering Diam./Diam. centraggio [mm]	22													
Number of Teeth/N° denti	20													
With Bearing Hydraulic \ Con Cuscinetto Idraulico														



92-08-842 SUZUKI 90-08-816 \ 70-08-825 \ 80-08-822

		Diam./Diam. [mm]	215
		Inner Diam./Diam. int. [mm]	145
		Fitted Diam./Diam. montaggio [mm]	263
		Centering Diam./Diam. centraggio [mm]	22
		Number of Teeth/N° denti	26

92-08-843 NISSAN - SUZUKI 90-08-818 \ 70-08-826 \ 80-08-823

		Diam./Diam. [mm]	190
		Inner Diam./Diam. int. [mm]	126
		Fitted Diam./Diam. montaggio [mm]	227
		Centering Diam./Diam. centraggio [mm]	19
		Number of Teeth/N° denti	18

92-08-844 SUZUKI

		Diam./Diam. [mm]	170
		Inner Diam./Diam. int. [mm]	109
		Fitted Diam./Diam. montaggio [mm]	217
		Centering Diam./Diam. centraggio [mm]	19
		Number of Teeth/N° denti	18

92-08-845 SUZUKI

		Diam./Diam. [mm]	225
		Inner Diam./Diam. int. [mm]	145
		Fitted Diam./Diam. montaggio [mm]	282
		Centering Diam./Diam. centraggio [mm]	30
		Number of Teeth/N° denti	21

92-08-890 SUZUKI

		Diam./Diam. [mm]	200
		Inner Diam./Diam. int. [mm]	132
		Fitted Diam./Diam. montaggio [mm]	252
		Centering Diam./Diam. centraggio [mm]	23
		Number of Teeth/N° denti	20

92-08-891		SUZUKI			
		Diam./Diam. [mm]	200		
		Inner Diam./Diam. int. [mm]	132		
		Fitted Diam./Diam. montaggio [mm]	235		
		Centering Diam./Diam. centraggio [mm]	23		
		Number of Teeth/N° denti	20		
92-08-894		SUZUKI		90-08-803 \ 70-08-894 \ 80-08-801	
		Diam./Diam. [mm]	180		
		Inner Diam./Diam. int. [mm]	125		
		Fitted Diam./Diam. montaggio [mm]	224		
		Centering Diam./Diam. centraggio [mm]	20		
		Number of Teeth/N° denti	18		
92-08-895		SUZUKI		90-08-803 \ 70-08-895 \ 80-08-808	
		Diam./Diam. [mm]	190		
		Inner Diam./Diam. int. [mm]	132		
		Fitted Diam./Diam. montaggio [mm]	238		
		Centering Diam./Diam. centraggio [mm]	23		
		Number of Teeth/N° denti	20		
92-09-900		BEDFORD - ISUZU		90-05-500 \ 70-09-900 \ 80-09-900	
		Diam./Diam. [mm]	200		
		Inner Diam./Diam. int. [mm]	128		
		Fitted Diam./Diam. montaggio [mm]	257		
		Centering Diam./Diam. centraggio [mm]	25,4		
		Number of Teeth/N° denti	24		
92-09-902		BEDFORD - ISUZU		90-05-500 \ 70-09-902 \ 80-09-901	
		Diam./Diam. [mm]	215		
		Inner Diam./Diam. int. [mm]	138		
		Fitted Diam./Diam. montaggio [mm]	270		
		Centering Diam./Diam. centraggio [mm]	25		
		Number of Teeth/N° denti	24		



92-09-903 ISUZU - MITSUBISHI 90-05-500 \ 70-09-903 \ 80-09-901

		Diam./Diam. [mm]	215
		Inner Diam./Diam. int. [mm]	138
		Fitted Diam./Diam. montaggio [mm]	270
		Centering Diam./Diam. centraggio [mm]	25
		Number of Teeth/N° denti	24

92-09-904 ISUZU - BEDFORD - OPEL - SSANGYONG 90-05-500 \ 70-09-997 \ 80-09-901

		Diam./Diam. [mm]	215
		Inner Diam./Diam. int. [mm]	138
		Fitted Diam./Diam. montaggio [mm]	270
		Centering Diam./Diam. centraggio [mm]	25
		Number of Teeth/N° denti	24

92-09-905 90-09-999 \ 70-09-906 \ 80-09-990

		Diam./Diam. [mm]	240
		Inner Diam./Diam. int. [mm]	155
		Fitted Diam./Diam. montaggio [mm]	298
		Centering Diam./Diam. centraggio [mm]	25
		Number of Teeth/N° denti	24

92-09-906 ISUZU - BEDFORD 90-09-900 \ 70-09-903 \ 80-09-901

		Diam./Diam. [mm]	215
		Inner Diam./Diam. int. [mm]	138
		Fitted Diam./Diam. montaggio [mm]	270
		Centering Diam./Diam. centraggio [mm]	25
		Number of Teeth/N° denti	24

92-09-907 BEDFORD - OPEL - ISUZU 90-09-900 \ 70-09-903 \ 80-09-901

		Diam./Diam. [mm]	215
		Inner Diam./Diam. int. [mm]	138
		Fitted Diam./Diam. montaggio [mm]	270
		Centering Diam./Diam. centraggio [mm]	25
		Number of Teeth/N° denti	24

92-09-908 ISUZU - OPEL 90-09-907 \ 70-09-907 \ 80-09-907

		Diam./Diam. [mm]	185
		Inner Diam./Diam. int. [mm]	128
		Fitted Diam./Diam. montaggio [mm]	242
		Centering Diam./Diam. centraggio [mm]	25
		Number of Teeth/N° denti	14

92-09-909 ISUZU - DAIHATSU - OPEL 90-09-900 \ 70-09-996 \ 80-09-996

		Diam./Diam. [mm]	225
		Inner Diam./Diam. int. [mm]	136
		Fitted Diam./Diam. montaggio [mm]	265
		Centering Diam./Diam. centraggio [mm]	25
		Number of Teeth/N° denti	24

92-09-911 ISUZU 90-09-902 \ 70-09-909 \ 80-09-906

			Diam./Diam. [mm]	300
			Inner Diam./Diam. int. [mm]	190
			Fitted Diam./Diam. montaggio [mm]	372
			Centering Diam./Diam. centraggio [mm]	36
			Number of Teeth/N° denti	14

92-09-912 ISUZU 90-09-903 \ 70-09-905 \ 80-09-909

		Diam./Diam. [mm]	250
		Inner Diam./Diam. int. [mm]	158
		Fitted Diam./Diam. montaggio [mm]	297
		Centering Diam./Diam. centraggio [mm]	25
		Number of Teeth/N° denti	24

92-09-913 ISUZU 90-09-906 \ 70-09-984 \ 80-09-980

		Diam./Diam. [mm]	250
		Inner Diam./Diam. int. [mm]	150
		Fitted Diam./Diam. montaggio [mm]	297
		Centering Diam./Diam. centraggio [mm]	25
		Number of Teeth/N° denti	24



92-09-915 ISUZU - BEDFORD 90-09-900 \ 70-09-997 \ 80-09-901

		Diam./Diam. [mm]	215
		Inner Diam./Diam. int. [mm]	138
		Fitted Diam./Diam. montaggio [mm]	270
		Centering Diam./Diam. centraggio [mm]	25
		Number of Teeth/N° denti	24

92-09-916 DODGE - JEEP - CHRYSLER 90-05-510 \ 70-09-911

		Diam./Diam. [mm]	240
		Inner Diam./Diam. int. [mm]	154
		Fitted Diam./Diam. montaggio [mm]	275
		Centering Diam./Diam. centraggio [mm]	24
		Number of Teeth/N° denti	23
With Bearing Hydraulic \ Con Cuscinetto Idraulico			

92-09-917 ISUZU 90-09-901 \ 70-09-904 \ 80-09-902

		Diam./Diam. [mm]	275
		Inner Diam./Diam. int. [mm]	160
		Fitted Diam./Diam. montaggio [mm]	332
		Centering Diam./Diam. centraggio [mm]	25
		Number of Teeth/N° denti	24

92-09-918 ISUZU 90-09-999 \ 70-09-906 \ 80-01-135

		Diam./Diam. [mm]	240
		Inner Diam./Diam. int. [mm]	155
		Fitted Diam./Diam. montaggio [mm]	298
		Centering Diam./Diam. centraggio [mm]	25
		Number of Teeth/N° denti	24

92-09-919 ISUZU 90-03-392 \ 70-09-984 \ 80-09-980

		Diam./Diam. [mm]	250
		Inner Diam./Diam. int. [mm]	150
		Fitted Diam./Diam. montaggio [mm]	297
		Centering Diam./Diam. centraggio [mm]	25
		Number of Teeth/N° denti	24

92-09-920 ISUZU - OPEL 90-09-999 \ 70-09-984 \ 80-09-980

		Diam./Diam. [mm]	250
		Inner Diam./Diam. int. [mm]	150
		Fitted Diam./Diam. montaggio [mm]	297
		Centering Diam./Diam. centraggio [mm]	25
		Number of Teeth/N° denti	24

92-09-921 OPEL - ISUZU

		Diam./Diam. [mm]	260
		Inner Diam./Diam. int. [mm]	148
		Fitted Diam./Diam. montaggio [mm]	331
		Centering Diam./Diam. centraggio [mm]	25
		Number of Teeth/N° denti	24

92-09-922 ISUZU 90-09-900 \ 70-09-903 \ 80-09-901

		Diam./Diam. [mm]	215
		Inner Diam./Diam. int. [mm]	138
		Fitted Diam./Diam. montaggio [mm]	270
		Centering Diam./Diam. centraggio [mm]	25
		Number of Teeth/N° denti	24

92-09-923 ISUZU 90-09-904 \ 70-09-913 \ 80-09-910



		Diam./Diam. [mm]	300
		Inner Diam./Diam. int. [mm]	182
		Fitted Diam./Diam. montaggio [mm]	369
		Centering Diam./Diam. centraggio [mm]	29
		Number of Teeth/N° denti	21

92-09-924 ISUZU 90-09-901 \ 70-09-916 \ 80-09-911



		Diam./Diam. [mm]	275
		Inner Diam./Diam. int. [mm]	160
		Fitted Diam./Diam. montaggio [mm]	331
		Centering Diam./Diam. centraggio [mm]	25,5
		Number of Teeth/N° denti	24



92-09-925 JEEP 90-00-004 \ 70-09-914

		Diam./Diam. [mm]	228
		Inner Diam./Diam. int. [mm]	147
		Fitted Diam./Diam. montaggio [mm]	285
		Centering Diam./Diam. centraggio [mm]	29
		Number of Teeth/N° denti	10

92-09-927 ISUZU

		Diam./Diam. [mm]	225
		Inner Diam./Diam. int. [mm]	147
		Fitted Diam./Diam. montaggio [mm]	268
		Centering Diam./Diam. centraggio [mm]	25,5
		Number of Teeth/N° denti	24

92-09-995 LOTUS 90-09-907 \ 70-09-995 \ 80-09-995

		Diam./Diam. [mm]	200
		Inner Diam./Diam. int. [mm]	130
		Fitted Diam./Diam. montaggio [mm]	269
		Centering Diam./Diam. centraggio [mm]	25
		Number of Teeth/N° denti	14

92-0H-H34 HYUNDAI 90-0K-005 \ 70-0H-H19

		Diam./Diam. [mm]	250
		Inner Diam./Diam. int. [mm]	170
		Fitted Diam./Diam. montaggio [mm]	285
		Centering Diam./Diam. centraggio [mm]	26
		Number of Teeth/N° denti	23

92-0H-H39 KIA - HYUNDAI 90-0H-H09 \ 70-0H-H24

		Diam./Diam. [mm]	235
		Inner Diam./Diam. int. [mm]	154
		Fitted Diam./Diam. montaggio [mm]	260
		Centering Diam./Diam. centraggio [mm]	25
		Number of Teeth/N° denti	23
		With Bearing Hydraulic \ Con Cuscinetto Idraulico	

92-0H-H40 KIA - HYUNDAI 90-0H-H08 \ 70-0H-H23

		Diam./Diam. [mm]	255
		Inner Diam./Diam. int. [mm]	158
		Fitted Diam./Diam. montaggio [mm]	290
		Centering Diam./Diam. centraggio [mm]	26
		Number of Teeth/N° denti	23
With Bearing Hydraulic \ Con Cuscinetto Idraulico			

92-0H-H43 HYUNDAI 90-05-592 \ 70-0H-011 \ 80-0H-011

		Diam./Diam. [mm]	215
		Inner Diam./Diam. int. [mm]	142
		Fitted Diam./Diam. montaggio [mm]	260
		Centering Diam./Diam. centraggio [mm]	22
		Number of Teeth/N° denti	20

92-0H-H45 HYUNDAI 90-05-595 \ 70-0H-014 \ 80-0H-010

		Diam./Diam. [mm]	200
		Inner Diam./Diam. int. [mm]	127
		Fitted Diam./Diam. montaggio [mm]	252
		Centering Diam./Diam. centraggio [mm]	22
		Number of Teeth/N° denti	20

92-0H-H46 HYUNDAI 90-05-592 \ 70-0H-006 \ 80-0H-014

		Diam./Diam. [mm]	215
		Inner Diam./Diam. int. [mm]	142
		Fitted Diam./Diam. montaggio [mm]	263
		Centering Diam./Diam. centraggio [mm]	22
		Number of Teeth/N° denti	20

92-0H-H47 HYUNDAI 90-0K-005 \ 70-0H-008 \ 80-0H-008

		Diam./Diam. [mm]	240
		Inner Diam./Diam. int. [mm]	155
		Fitted Diam./Diam. montaggio [mm]	302
		Centering Diam./Diam. centraggio [mm]	26
		Number of Teeth/N° denti	23



92-0H-H49 **GASOLONE** **90-05-594 \ 70-0H-007 \ 80-0H-007**

		Diam./Diam. [mm]	225
		Inner Diam./Diam. int. [mm]	155
		Fitted Diam./Diam. montaggio [mm]	281
		Centering Diam./Diam. centraggio [mm]	26
		Number of Teeth/N° denti	23

92-0H-H50 **HYUNDAI** **90-05-592 \ 70-0H-005 \ 80-0H-H19**

		Diam./Diam. [mm]	225
		Inner Diam./Diam. int. [mm]	118
		Fitted Diam./Diam. montaggio [mm]	260
		Centering Diam./Diam. centraggio [mm]	22
		Number of Teeth/N° denti	20

92-0H-H51 **GASOLONE - HYUNDAI** **90-0K-K11 \ 70-0H-H21 \ 80-0K-K14**

		Diam./Diam. [mm]	240
		Inner Diam./Diam. int. [mm]	130
		Fitted Diam./Diam. montaggio [mm]	272
		Centering Diam./Diam. centraggio [mm]	22
		Number of Teeth/N° denti	20



92-0H-H52 **HYUNDAI** **90-0H-H10 \ 70-0H-H17**

		Diam./Diam. [mm]	235
		Inner Diam./Diam. int. [mm]	154
		Fitted Diam./Diam. montaggio [mm]	260
		Centering Diam./Diam. centraggio [mm]	22,5
		Number of Teeth/N° denti	20



92-0H-H53 **KIA - HYUNDAI** **90-05-598 \ 70-0H-H20 \ 80-0H-H20**

		Diam./Diam. [mm]	200
		Inner Diam./Diam. int. [mm]	127
		Fitted Diam./Diam. montaggio [mm]	242
		Centering Diam./Diam. centraggio [mm]	20
		Number of Teeth/N° denti	24



92-0H-H54 **HYUNDAI** **90-05-505 \ 70-03-389 \ 80-0H-000**

 <p>H54</p>	 <p>H54</p>	Diam./Diam. [mm]	240
		Inner Diam./Diam. int. [mm]	150
		Fitted Diam./Diam. montaggio [mm]	295
		Centering Diam./Diam. centraggio [mm]	26
		Number of Teeth/N° denti	23



92-0H-H55 **KIA - HYUNDAI** **90-0H-H10 \ 70-0H-015 \ 80-0K-K09**

 <p>H55</p>	 <p>H55</p>	Diam./Diam. [mm]	235
		Inner Diam./Diam. int. [mm]	155
		Fitted Diam./Diam. montaggio [mm]	276
		Centering Diam./Diam. centraggio [mm]	22
		Number of Teeth/N° denti	20


92-0H-H57 **HYUNDAI** **90-0H-H09 \ 70-0H-H26**

 <p>H57</p>	 <p>H57</p>	Diam./Diam. [mm]	240
		Inner Diam./Diam. int. [mm]	154
		Fitted Diam./Diam. montaggio [mm]	275
		Centering Diam./Diam. centraggio [mm]	26
		Number of Teeth/N° denti	23
With Bearing Hydraulic \ Con Cuscinetto Idraulico			

92-0H-H59 **HYUNDAI** **90-0K-K11 \ 70-0H-H28 \ 80-0H-H27**

 <p>H59</p>	 <p>H59</p>	Diam./Diam. [mm]	225
		Inner Diam./Diam. int. [mm]	148
		Fitted Diam./Diam. montaggio [mm]	263
		Centering Diam./Diam. centraggio [mm]	22
		Number of Teeth/N° denti	20

92-0K-K29 **KIA** **90-03-300 \ 70-0K-000 \ 80-03-375**

		Diam./Diam. [mm]	225
		Inner Diam./Diam. int. [mm]	148
		Fitted Diam./Diam. montaggio [mm]	262
		Centering Diam./Diam. centraggio [mm]	24
		Number of Teeth/N° denti	22



92-0K-K30 KIA 90-03-397 \ 70-0K-003 \ 80-03-388

		Diam./Diam. [mm]	200
		Inner Diam./Diam. int. [mm]	126
		Fitted Diam./Diam. montaggio [mm]	258
		Centering Diam./Diam. centraggio [mm]	22
		Number of Teeth/N° denti	20

92-0K-K32 KIA - HYUNDAI 90-0K-K10 \ 70-0K-K14 \ 80-0K-K12

		Diam./Diam. [mm]	215
		Inner Diam./Diam. int. [mm]	148
		Fitted Diam./Diam. montaggio [mm]	245
		Centering Diam./Diam. centraggio [mm]	22
		Number of Teeth/N° denti	20

92-0K-K33 KIA - HYUNDAI 90-0K-K11 \ 70-0K-K10 \ 80-0K-K13

		Diam./Diam. [mm]	215
		Inner Diam./Diam. int. [mm]	138
		Fitted Diam./Diam. montaggio [mm]	243
		Centering Diam./Diam. centraggio [mm]	22
		Number of Teeth/N° denti	20

92-0K-K34 HYUNDAI - KIA 90-0K-K11 \ 70-0K-K11 \ 80-0K-K14

		Diam./Diam. [mm]	240
		Inner Diam./Diam. int. [mm]	130
		Fitted Diam./Diam. montaggio [mm]	253
		Centering Diam./Diam. centraggio [mm]	22
		Number of Teeth/N° denti	20



92-0K-K35 KIA 90-0H-002 \ 70-05-572 \ 80-05-572

		Diam./Diam. [mm]	225
		Inner Diam./Diam. int. [mm]	150
		Fitted Diam./Diam. montaggio [mm]	277
		Centering Diam./Diam. centraggio [mm]	22
		Number of Teeth/N° denti	20

92-0K-K36 KIA 90-0K-005 \ 70-0K-K15

		Diam./Diam. [mm]	275
		Inner Diam./Diam. int. [mm]	158,5
		Fitted Diam./Diam. montaggio [mm]	320
		Centering Diam./Diam. centraggio [mm]	25
		Number of Teeth/N° denti	23

92-0K-K37 KIA 90-0H-006 \ 70-0H-018 \ 80-0K-K15

		Diam./Diam. [mm]	215
		Inner Diam./Diam. int. [mm]	142
		Fitted Diam./Diam. montaggio [mm]	264
		Centering Diam./Diam. centraggio [mm]	22,5
		Number of Teeth/N° denti	20

92-0K-K38 KIA 90-05-592 \ 70-0H-006 \ 80-0K-K16

		Diam./Diam. [mm]	215
		Inner Diam./Diam. int. [mm]	142,5
		Fitted Diam./Diam. montaggio [mm]	262,5
		Centering Diam./Diam. centraggio [mm]	22,5
		Number of Teeth/N° denti	20

92-0K-K39 KIA 90-0H-H10 \ 70-0H-015 \ 80-0K-K09

		Diam./Diam. [mm]	235
		Inner Diam./Diam. int. [mm]	155
		Fitted Diam./Diam. montaggio [mm]	275
		Centering Diam./Diam. centraggio [mm]	23
		Number of Teeth/N° denti	20

92-0K-K40 KIA 90-0K-005 \ 70-0K-K21

		Diam./Diam. [mm]	255
		Inner Diam./Diam. int. [mm]	158
		Fitted Diam./Diam. montaggio [mm]	290
		Centering Diam./Diam. centraggio [mm]	26
		Number of Teeth/N° denti	23



92-0K-K41 KIA - HYUNDAI 90-0K-K11 \ 70-0K-K16 \ 80-0K-K17

		Diam./Diam. [mm]	240
		Inner Diam./Diam. int. [mm]	155
		Fitted Diam./Diam. montaggio [mm]	271
		Centering Diam./Diam. centraggio [mm]	22,5
		Number of Teeth/N° denti	20

92-0S-009 SSANGYONG - DAEWOO 90-0S-001 \ 70-0S-096 \ 80-0S-096

		Diam./Diam. [mm]	240
		Inner Diam./Diam. int. [mm]	148
		Fitted Diam./Diam. montaggio [mm]	280
		Centering Diam./Diam. centraggio [mm]	24
		Number of Teeth/N° denti	22
With Bearing Hydraulic \ Con Cuscinetto Idraulico			

92-0S-S01 SSANGYONG 90-0S-001 \ 70-0S-S01 \ 80-0S-S01

		Diam./Diam. [mm]	240
		Inner Diam./Diam. int. [mm]	153
		Fitted Diam./Diam. montaggio [mm]	278
		Centering Diam./Diam. centraggio [mm]	28
		Number of Teeth/N° denti	25
With Bearing Hydraulic \ Con Cuscinetto Idraulico			

92-0S-S11 SSANGYONG 90-0S-001 \ 70-0S-S02

		Diam./Diam. [mm]	240
		Inner Diam./Diam. int. [mm]	143
		Fitted Diam./Diam. montaggio [mm]	278
		Centering Diam./Diam. centraggio [mm]	28
		Number of Teeth/N° denti	25
With Bearing Hydraulic \ Con Cuscinetto Idraulico			

92-0S-S12 SSANGYONG 90-0S-S02 \ 70-0S-S02

		Diam./Diam. [mm]	240
		Inner Diam./Diam. int. [mm]	143
		Fitted Diam./Diam. montaggio [mm]	278
		Centering Diam./Diam. centraggio [mm]	28
		Number of Teeth/N° denti	25
With Bearing Hydraulic \ Con Cuscinetto Idraulico			



92-0S-S13 **DAEWOO - SSANGYONG** **90-09-998 \ 70-09-990 \ 80-0S-S02**

		Diam./Diam. [mm]	225
		Inner Diam./Diam. int. [mm]	148
		Fitted Diam./Diam. montaggio [mm]	264,5
		Centering Diam./Diam. centraggio [mm]	24,5
		Number of Teeth/N° denti	22

92-0S-S14 **DAEWOO - SSANGYONG** **90-09-998 \ 70-09-990 \ 80-0S-S03**

		Diam./Diam. [mm]	225
		Inner Diam./Diam. int. [mm]	148
		Fitted Diam./Diam. montaggio [mm]	264,5
		Centering Diam./Diam. centraggio [mm]	24,5
		Number of Teeth/N° denti	22



92-0S-S15 **SSANGYONG** **90-09-998 \ 70-0S-S04 \ 80-0S-S04**

		Diam./Diam. [mm]	240
		Inner Diam./Diam. int. [mm]	148
		Fitted Diam./Diam. montaggio [mm]	280
		Centering Diam./Diam. centraggio [mm]	24,5
		Number of Teeth/N° denti	22

92-0W-W07 **DAEWOO - CHEVROLET** **90-0W-W04 \ 70-0W-W13 \ 80-0W-W11**

		Diam./Diam. [mm]	185
		Inner Diam./Diam. int. [mm]	127
		Fitted Diam./Diam. montaggio [mm]	238
		Centering Diam./Diam. centraggio [mm]	19,5
		Number of Teeth/N° denti	18

92-0W-W24 **CHEVROLET** **90-0W-W04 \ 70-0W-W14 \ 80-0W-W12**

		Diam./Diam. [mm]	180
		Inner Diam./Diam. int. [mm]	124,5
		Fitted Diam./Diam. montaggio [mm]	200
		Centering Diam./Diam. centraggio [mm]	19
		Number of Teeth/N° denti	18



92-0W-W25 **OPEL - CHEVROLET** **90-0W-W05 \ 70-0W-W15 \ 80-0W-W13**

		Diam./Diam. [mm]	240
		Inner Diam./Diam. int. [mm]	143
		Fitted Diam./Diam. montaggio [mm]	278
		Centering Diam./Diam. centraggio [mm]	26
		Number of Teeth/N° denti	23
With Bearing Hydraulic \ Con Cuscinetto Idraulico			

92-0W-W26 **CHEVROLET** **90-0W-W05 \ 70-0W-W16 \ 80-0W-W14**

		Diam./Diam. [mm]	235
		Inner Diam./Diam. int. [mm]	142
		Fitted Diam./Diam. montaggio [mm]	276
		Centering Diam./Diam. centraggio [mm]	26
		Number of Teeth/N° denti	23
With Bearing Hydraulic \ Con Cuscinetto Idraulico			

92-0W-W27 **CHEVROLET - DAEWOO** **90-0W-003 \ 70-0W-006 \ 80-0W-006**

		Diam./Diam. [mm]	215
		Inner Diam./Diam. int. [mm]	144
		Fitted Diam./Diam. montaggio [mm]	269
		Centering Diam./Diam. centraggio [mm]	20
		Number of Teeth/N° denti	24
With Bearing Hydraulic \ Con Cuscinetto Idraulico			

92-0W-W28 **CHEVROLET** **90-0W-W06 \ 70-0W-001 \ 80-0W-007**

		Diam./Diam. [mm]	225
		Inner Diam./Diam. int. [mm]	144
		Fitted Diam./Diam. montaggio [mm]	268
		Centering Diam./Diam. centraggio [mm]	20
		Number of Teeth/N° denti	24
With Bearing Hydraulic \ Con Cuscinetto Idraulico			

92-0W-W29 **CHEVROLET** **90-0W-W07 \ 70-0W-W15 \ 80-0W-W13**

		Diam./Diam. [mm]	240
		Inner Diam./Diam. int. [mm]	143
		Fitted Diam./Diam. montaggio [mm]	278
		Centering Diam./Diam. centraggio [mm]	26
		Number of Teeth/N° denti	23
With Bearing Hydraulic \ Con Cuscinetto Idraulico			

92-0W-W31	CHEVROLET	90-03-392 \ 70-03-378 \ 80-0W-009										
		<table border="1"> <tr><td>Diam./Diam. [mm]</td><td style="text-align: right;">215</td></tr> <tr><td>Inner Diam./Diam. int. [mm]</td><td style="text-align: right;">144</td></tr> <tr><td>Fitted Diam./Diam. montaggio [mm]</td><td style="text-align: right;">268</td></tr> <tr><td>Centering Diam./Diam. centraggio [mm]</td><td style="text-align: right;">20,5</td></tr> <tr><td>Number of Teeth/N° denti</td><td style="text-align: right;">24</td></tr> </table>	Diam./Diam. [mm]	215	Inner Diam./Diam. int. [mm]	144	Fitted Diam./Diam. montaggio [mm]	268	Centering Diam./Diam. centraggio [mm]	20,5	Number of Teeth/N° denti	24
Diam./Diam. [mm]	215											
Inner Diam./Diam. int. [mm]	144											
Fitted Diam./Diam. montaggio [mm]	268											
Centering Diam./Diam. centraggio [mm]	20,5											
Number of Teeth/N° denti	24											
92-A0-002	ASIA MOTORS	90-03-300 \ 70-09-994 \ 80-03-315										
		<table border="1"> <tr><td>Diam./Diam. [mm]</td><td style="text-align: right;">225</td></tr> <tr><td>Inner Diam./Diam. int. [mm]</td><td style="text-align: right;">148</td></tr> <tr><td>Fitted Diam./Diam. montaggio [mm]</td><td style="text-align: right;">262</td></tr> <tr><td>Centering Diam./Diam. centraggio [mm]</td><td style="text-align: right;">24</td></tr> <tr><td>Number of Teeth/N° denti</td><td style="text-align: right;">22</td></tr> </table>	Diam./Diam. [mm]	225	Inner Diam./Diam. int. [mm]	148	Fitted Diam./Diam. montaggio [mm]	262	Centering Diam./Diam. centraggio [mm]	24	Number of Teeth/N° denti	22
Diam./Diam. [mm]	225											
Inner Diam./Diam. int. [mm]	148											
Fitted Diam./Diam. montaggio [mm]	262											
Centering Diam./Diam. centraggio [mm]	24											
Number of Teeth/N° denti	22											
92-H0-000	HYUNDAI	90-05-595 \ 70-05-588 \ 80-0H-024										
		<table border="1"> <tr><td>Diam./Diam. [mm]</td><td style="text-align: right;">185</td></tr> <tr><td>Inner Diam./Diam. int. [mm]</td><td style="text-align: right;">125</td></tr> <tr><td>Fitted Diam./Diam. montaggio [mm]</td><td style="text-align: right;">238</td></tr> <tr><td>Centering Diam./Diam. centraggio [mm]</td><td style="text-align: right;">22,3</td></tr> <tr><td>Number of Teeth/N° denti</td><td style="text-align: right;">20</td></tr> </table>	Diam./Diam. [mm]	185	Inner Diam./Diam. int. [mm]	125	Fitted Diam./Diam. montaggio [mm]	238	Centering Diam./Diam. centraggio [mm]	22,3	Number of Teeth/N° denti	20
Diam./Diam. [mm]	185											
Inner Diam./Diam. int. [mm]	125											
Fitted Diam./Diam. montaggio [mm]	238											
Centering Diam./Diam. centraggio [mm]	22,3											
Number of Teeth/N° denti	20											
92-H0-001	HYUNDAI	90-05-595 \ 70-05-587 \ 80-05-584										
		<table border="1"> <tr><td>Diam./Diam. [mm]</td><td style="text-align: right;">200</td></tr> <tr><td>Inner Diam./Diam. int. [mm]</td><td style="text-align: right;">127</td></tr> <tr><td>Fitted Diam./Diam. montaggio [mm]</td><td style="text-align: right;">252</td></tr> <tr><td>Centering Diam./Diam. centraggio [mm]</td><td style="text-align: right;">22</td></tr> <tr><td>Number of Teeth/N° denti</td><td style="text-align: right;">20</td></tr> </table>	Diam./Diam. [mm]	200	Inner Diam./Diam. int. [mm]	127	Fitted Diam./Diam. montaggio [mm]	252	Centering Diam./Diam. centraggio [mm]	22	Number of Teeth/N° denti	20
Diam./Diam. [mm]	200											
Inner Diam./Diam. int. [mm]	127											
Fitted Diam./Diam. montaggio [mm]	252											
Centering Diam./Diam. centraggio [mm]	22											
Number of Teeth/N° denti	20											
92-H0-002	KIA - HYUNDAI	90-05-598 \ 70-05-566 \ 80-05-567										
		<table border="1"> <tr><td>Diam./Diam. [mm]</td><td style="text-align: right;">180</td></tr> <tr><td>Inner Diam./Diam. int. [mm]</td><td style="text-align: right;">122</td></tr> <tr><td>Fitted Diam./Diam. montaggio [mm]</td><td style="text-align: right;">218</td></tr> <tr><td>Centering Diam./Diam. centraggio [mm]</td><td style="text-align: right;">20</td></tr> <tr><td>Number of Teeth/N° denti</td><td style="text-align: right;">24</td></tr> </table>	Diam./Diam. [mm]	180	Inner Diam./Diam. int. [mm]	122	Fitted Diam./Diam. montaggio [mm]	218	Centering Diam./Diam. centraggio [mm]	20	Number of Teeth/N° denti	24
Diam./Diam. [mm]	180											
Inner Diam./Diam. int. [mm]	122											
Fitted Diam./Diam. montaggio [mm]	218											
Centering Diam./Diam. centraggio [mm]	20											
Number of Teeth/N° denti	24											



92-H0-003 **HYUNDAI** **90-05-502 \ 70-05-598 \ 80-05-599**

		Diam./Diam. [mm]	200
		Inner Diam./Diam. int. [mm]	127
		Fitted Diam./Diam. montaggio [mm]	252
		Centering Diam./Diam. centraggio [mm]	22
		Number of Teeth/N° denti	20

92-H0-004 **HYUNDAI** **90-05-595 \ 70-05-595 \ 80-0H-001**

		Diam./Diam. [mm]	215
		Inner Diam./Diam. int. [mm]	137
		Fitted Diam./Diam. montaggio [mm]	263
		Centering Diam./Diam. centraggio [mm]	22
		Number of Teeth/N° denti	20

92-H0-005 **HYUNDAI** **90-05-592 \ 70-0H-006 \ 80-05-595**

		Diam./Diam. [mm]	215
		Inner Diam./Diam. int. [mm]	142
		Fitted Diam./Diam. montaggio [mm]	264
		Centering Diam./Diam. centraggio [mm]	22
		Number of Teeth/N° denti	20

92-H0-006 **MITSUBISHI** **90-05-502 \ 70-05-517 \ 80-05-519**

		Diam./Diam. [mm]	225
		Inner Diam./Diam. int. [mm]	148
		Fitted Diam./Diam. montaggio [mm]	278
		Centering Diam./Diam. centraggio [mm]	22
		Number of Teeth/N° denti	20

92-H0-007 **HYUNDAI** **90-05-502 \ 70-05-577 \ 80-05-578**

		Diam./Diam. [mm]	225
		Inner Diam./Diam. int. [mm]	148
		Fitted Diam./Diam. montaggio [mm]	278
		Centering Diam./Diam. centraggio [mm]	22
		Number of Teeth/N° denti	20

92-H0-008 **HYUNDAI** **90-05-595 \ 70-05-595 \ 80-05-595**

		Diam./Diam. [mm]	215
		Inner Diam./Diam. int. [mm]	137,5
		Fitted Diam./Diam. montaggio [mm]	263
		Centering Diam./Diam. centraggio [mm]	22
		Number of Teeth/N° denti	20

92-H0-009 **HYUNDAI** **90-05-502 \ 70-05-573 \ 80-05-573**

		Diam./Diam. [mm]	215
		Inner Diam./Diam. int. [mm]	143
		Fitted Diam./Diam. montaggio [mm]	263
		Centering Diam./Diam. centraggio [mm]	22
		Number of Teeth/N° denti	20

92-H0-010 **HYUNDAI** **90-05-502 \ 70-05-572 \ 80-05-572**

		Diam./Diam. [mm]	225
		Inner Diam./Diam. int. [mm]	148
		Fitted Diam./Diam. montaggio [mm]	277
		Centering Diam./Diam. centraggio [mm]	22
		Number of Teeth/N° denti	20

92-H0-011 **HYUNDAI** **90-05-502 \ 70-05-571 \ 80-05-573**

		Diam./Diam. [mm]	215
		Inner Diam./Diam. int. [mm]	143
		Fitted Diam./Diam. montaggio [mm]	263
		Centering Diam./Diam. centraggio [mm]	22
		Number of Teeth/N° denti	20

92-H0-012 **HYUNDAI** **90-0H-H10 \ 70-0H-015 \ 80-0H-015**

		Diam./Diam. [mm]	235
		Inner Diam./Diam. int. [mm]	155
		Fitted Diam./Diam. montaggio [mm]	276
		Centering Diam./Diam. centraggio [mm]	22
		Number of Teeth/N° denti	20



92-H0-013 **HYUNDAI** **90-0K-005 \ 70-0H-016 \ 80-0H-018**

		Diam./Diam. [mm]	235
		Inner Diam./Diam. int. [mm]	154
		Fitted Diam./Diam. montaggio [mm]	275
		Centering Diam./Diam. centraggio [mm]	26
		Number of Teeth/N° denti	23

92-H0-014 **HYUNDAI** **90-05-507 \ 70-0H-000 \ 80-0H-000**

		Diam./Diam. [mm]	240
		Inner Diam./Diam. int. [mm]	147,5
		Fitted Diam./Diam. montaggio [mm]	296,5
		Centering Diam./Diam. centraggio [mm]	26
		Number of Teeth/N° denti	23

92-H0-015 **HYUNDAI - KIA** **90-05-592 \ 70-0H-002 \ 80-0H-004**

		Diam./Diam. [mm]	215
		Inner Diam./Diam. int. [mm]	143
		Fitted Diam./Diam. montaggio [mm]	266
		Centering Diam./Diam. centraggio [mm]	22
		Number of Teeth/N° denti	20

92-H0-016 **HYUNDAI** **90-05-592 \ 70-0H-005 \ 80-0H-005**

		Diam./Diam. [mm]	225
		Inner Diam./Diam. int. [mm]	145
		Fitted Diam./Diam. montaggio [mm]	261
		Centering Diam./Diam. centraggio [mm]	22
		Number of Teeth/N° denti	20


92-H0-017 **HYUNDAI** **90-05-592 \ 70-0H-006 \ 80-0H-006**

		Diam./Diam. [mm]	215
		Inner Diam./Diam. int. [mm]	142
		Fitted Diam./Diam. montaggio [mm]	263
		Centering Diam./Diam. centraggio [mm]	22
		Number of Teeth/N° denti	20

92-H0-018 **HYUNDAI - KIA** **90-05-592 \ 70-0H-002 \ 80-0H-003**

		Diam./Diam. [mm]	225
		Inner Diam./Diam. int. [mm]	155
		Fitted Diam./Diam. montaggio [mm]	265
		Centering Diam./Diam. centraggio [mm]	22
		Number of Teeth/N° denti	20

92-H0-020 **HYUNDAI** **90-05-505 \ 70-0H-007 \ 80-0H-007**

		Diam./Diam. [mm]	225
		Inner Diam./Diam. int. [mm]	155
		Fitted Diam./Diam. montaggio [mm]	281
		Centering Diam./Diam. centraggio [mm]	26
		Number of Teeth/N° denti	23

92-H0-021 **HYUNDAI** **90-05-592 \ 70-0H-006 \ 80-0H-001**

		Diam./Diam. [mm]	215
		Inner Diam./Diam. int. [mm]	144
		Fitted Diam./Diam. montaggio [mm]	263
		Centering Diam./Diam. centraggio [mm]	22
		Number of Teeth/N° denti	20

92-H0-023 **HYUNDAI** **90-05-505 \ 70-05-581 \ 80-05-581**

		Diam./Diam. [mm]	225
		Inner Diam./Diam. int. [mm]	148
		Fitted Diam./Diam. montaggio [mm]	280
		Centering Diam./Diam. centraggio [mm]	26
		Number of Teeth/N° denti	23

92-H0-024 **HYUNDAI** **90-05-501 \ 70-05-589 \ 80-0H-024**

		Diam./Diam. [mm]	185
		Inner Diam./Diam. int. [mm]	126,5
		Fitted Diam./Diam. montaggio [mm]	239
		Centering Diam./Diam. centraggio [mm]	22
		Number of Teeth/N° denti	20



92-H0-025		HYUNDAI	90-05-595 \ 70-0H-009 \ 80-0H-009	
		Diam./Diam. [mm]	180	
		Inner Diam./Diam. int. [mm]	126,5	
		Fitted Diam./Diam. montaggio [mm]	218	
		Centering Diam./Diam. centraggio [mm]	22	
		Number of Teeth/N° denti	20	
92-H0-026		HYUNDAI	90-05-595 \ 70-0H-010 \ 80-0H-010	
		Diam./Diam. [mm]	200	
		Inner Diam./Diam. int. [mm]	127	
		Fitted Diam./Diam. montaggio [mm]	252	
		Centering Diam./Diam. centraggio [mm]	22	
		Number of Teeth/N° denti	20	
92-H0-027		HYUNDAI	90-05-595 \ 70-0H-011 \ 80-0H-011	
		Diam./Diam. [mm]	215	
		Inner Diam./Diam. int. [mm]	142	
		Fitted Diam./Diam. montaggio [mm]	260	
		Centering Diam./Diam. centraggio [mm]	22	
		Number of Teeth/N° denti	20	
92-H0-028		HYUNDAI	90-0H-006 \ 70-0H-018 \ 80-0H-013	
		Diam./Diam. [mm]	215	
		Inner Diam./Diam. int. [mm]	142	
		Fitted Diam./Diam. montaggio [mm]	263	
		Centering Diam./Diam. centraggio [mm]	22	
		Number of Teeth/N° denti	20	
92-H0-029		HYUNDAI	90-05-595 \ 70-0H-001 \ 80-0H-001	
		Diam./Diam. [mm]	215	
		Inner Diam./Diam. int. [mm]	138	
		Fitted Diam./Diam. montaggio [mm]	265	
		Centering Diam./Diam. centraggio [mm]	22	
		Number of Teeth/N° denti	20	

92-H0-030 **HYUNDAI** **90-05-592 \ 70-0H-006 \ 80-0H-013**

		Diam./Diam. [mm]	215
		Inner Diam./Diam. int. [mm]	142
		Fitted Diam./Diam. montaggio [mm]	263
		Centering Diam./Diam. centraggio [mm]	22
		Number of Teeth/N° denti	20


92-H0-031 **HYUNDAI** **90-05-505 \ 70-0H-000 \ 80-0H-000**

		Diam./Diam. [mm]	240
		Inner Diam./Diam. int. [mm]	148
		Fitted Diam./Diam. montaggio [mm]	298
		Centering Diam./Diam. centraggio [mm]	26
		Number of Teeth/N° denti	23

92-H0-032 **KIA - HYUNDAI** **90-05-592 \ 70-0H-012 \ 80-0H-012**

		Diam./Diam. [mm]	225
		Inner Diam./Diam. int. [mm]	155
		Fitted Diam./Diam. montaggio [mm]	265
		Centering Diam./Diam. centraggio [mm]	22
		Number of Teeth/N° denti	20

92-H0-033 **HYUNDAI** **90-0H-006 \ 70-0H-001 \ 80-0H-017**

		Diam./Diam. [mm]	215
		Inner Diam./Diam. int. [mm]	138
		Fitted Diam./Diam. montaggio [mm]	265
		Centering Diam./Diam. centraggio [mm]	22
		Number of Teeth/N° denti	20

92-H0-036 **HYUNDAI** **90-05-592 \ 70-0H-002 \ 80-0H-022**

		Diam./Diam. [mm]	225
		Inner Diam./Diam. int. [mm]	143,4
		Fitted Diam./Diam. montaggio [mm]	265
		Centering Diam./Diam. centraggio [mm]	22
		Number of Teeth/N° denti	20



92-H0-H22 **HYUNDAI** **90-05-502 \ 70-05-589 \ 80-05-587**

		Diam./Diam. [mm]	185
		Inner Diam./Diam. int. [mm]	126,4
		Fitted Diam./Diam. montaggio [mm]	238
		Centering Diam./Diam. centraggio [mm]	22
		Number of Teeth/N° denti	20

92-K0-000 **KIA** **90-03-300 \ 70-03-385 \ 80-03-379**

		Diam./Diam. [mm]	225
		Inner Diam./Diam. int. [mm]	148
		Fitted Diam./Diam. montaggio [mm]	262
		Centering Diam./Diam. centraggio [mm]	24
		Number of Teeth/N° denti	22

92-K0-002 **KIA** **90-03-300 \ 70-03-383 \ 80-03-376**

		Diam./Diam. [mm]	225
		Inner Diam./Diam. int. [mm]	148
		Fitted Diam./Diam. montaggio [mm]	262
		Centering Diam./Diam. centraggio [mm]	24
		Number of Teeth/N° denti	22

92-K0-003 **KIA** **90-03-300 \ 70-03-383 \ 80-03-375**

		Diam./Diam. [mm]	225
		Inner Diam./Diam. int. [mm]	148
		Fitted Diam./Diam. montaggio [mm]	262,3
		Centering Diam./Diam. centraggio [mm]	24,3
		Number of Teeth/N° denti	22

92-K0-004 **KIA** **90-03-300 \ 70-0K-001 \ 80-0K-001**

		Diam./Diam. [mm]	260
		Inner Diam./Diam. int. [mm]	162
		Fitted Diam./Diam. montaggio [mm]	320
		Centering Diam./Diam. centraggio [mm]	26
		Number of Teeth/N° denti	23

92-K0-005	KIA	90-03-397 \ 70-03-384 \ 80-03-359
		Diam./Diam. [mm] 180
		Inner Diam./Diam. int. [mm] 122
		Fitted Diam./Diam. montaggio [mm] 230
		Centering Diam./Diam. centraggio [mm] 19
		Number of Teeth/N° denti 18
92-K0-006	KIA	90-03-397 \ 70-03-370 \ 80-03-389
		Diam./Diam. [mm] 200
		Inner Diam./Diam. int. [mm] 126
		Fitted Diam./Diam. montaggio [mm] 258
		Centering Diam./Diam. centraggio [mm] 22
		Number of Teeth/N° denti 20
92-K0-007	MAZDA - KIA	90-03-397 \ 70-03-391 \ 80-03-388
		Diam./Diam. [mm] 200
		Inner Diam./Diam. int. [mm] 126
		Fitted Diam./Diam. montaggio [mm] 258,5
		Centering Diam./Diam. centraggio [mm] 22
		Number of Teeth/N° denti 20
92-K0-008		90-0H-002 \ 70-05-577 \ 80-05-578
		Diam./Diam. [mm] 225
		Inner Diam./Diam. int. [mm] 148
		Fitted Diam./Diam. montaggio [mm] 278
		Centering Diam./Diam. centraggio [mm] 22
		Number of Teeth/N° denti 20
92-K0-009	KIA	90-03-397 \ 70-03-313 \ 80-03-311
		Diam./Diam. [mm] 225
		Inner Diam./Diam. int. [mm] 143
		Fitted Diam./Diam. montaggio [mm] 265
		Centering Diam./Diam. centraggio [mm] 24
		Number of Teeth/N° denti 22



92-K0-010 KIA 90-09-998 \ 70-03-389 \ 80-03-385

		Diam./Diam. [mm]	240
		Inner Diam./Diam. int. [mm]	150
		Fitted Diam./Diam. montaggio [mm]	295
		Centering Diam./Diam. centraggio [mm]	24
		Number of Teeth/N° denti	22

92-K0-011 KIA 90-03-300 \ 70-03-389 \ 80-03-386

		Diam./Diam. [mm]	240
		Inner Diam./Diam. int. [mm]	150
		Fitted Diam./Diam. montaggio [mm]	295
		Centering Diam./Diam. centraggio [mm]	24
		Number of Teeth/N° denti	22

92-K0-012 KIA 90-03-300 \ 70-03-388 \ 80-03-384

		Diam./Diam. [mm]	215
		Inner Diam./Diam. int. [mm]	148
		Fitted Diam./Diam. montaggio [mm]	262
		Centering Diam./Diam. centraggio [mm]	24
		Number of Teeth/N° denti	22

92-K0-013 KIA 90-03-397 \ 70-0K-003 \ 80-0K-003

		Diam./Diam. [mm]	200
		Inner Diam./Diam. int. [mm]	126
		Fitted Diam./Diam. montaggio [mm]	259
		Centering Diam./Diam. centraggio [mm]	22
		Number of Teeth/N° denti	20

92-K0-014 KIA 90-03-300 \ 70-03-383 \ 80-03-374

		Diam./Diam. [mm]	225
		Inner Diam./Diam. int. [mm]	148
		Fitted Diam./Diam. montaggio [mm]	262
		Centering Diam./Diam. centraggio [mm]	24
		Number of Teeth/N° denti	22

92-K0-015 KIA 90-03-300 \ 70-03-385 \ 80-03-387

		Diam./Diam. [mm]	225
		Inner Diam./Diam. int. [mm]	148
		Fitted Diam./Diam. montaggio [mm]	262,5
		Centering Diam./Diam. centraggio [mm]	24
		Number of Teeth/N° denti	22

92-K0-016 KIA 90-03-300 \ 70-0K-000 \ 80-0K-000

		Diam./Diam. [mm]	225
		Inner Diam./Diam. int. [mm]	147,8
		Fitted Diam./Diam. montaggio [mm]	262
		Centering Diam./Diam. centraggio [mm]	24
		Number of Teeth/N° denti	22

92-K0-018 KIA 90-03-300 \ 70-03-322 \ 80-03-378

		Diam./Diam. [mm]	225
		Inner Diam./Diam. int. [mm]	148
		Fitted Diam./Diam. montaggio [mm]	262
		Centering Diam./Diam. centraggio [mm]	24
		Number of Teeth/N° denti	22

92-K0-019 90-03-397 \ 70-03-399 \ 80-03-388

		Diam./Diam. [mm]	200
		Inner Diam./Diam. int. [mm]	126
		Fitted Diam./Diam. montaggio [mm]	258
		Centering Diam./Diam. centraggio [mm]	22
		Number of Teeth/N° denti	20

92-K0-020 KIA 90-03-397 \ 70-03-393 \ 80-03-359

		Diam./Diam. [mm]	180
		Inner Diam./Diam. int. [mm]	122
		Fitted Diam./Diam. montaggio [mm]	229
		Centering Diam./Diam. centraggio [mm]	19
		Number of Teeth/N° denti	18



92-K0-021		KIA	90-03-397 \ 70-03-384 \ 80-03-377	
		Diam./Diam. [mm]	180	
		Inner Diam./Diam. int. [mm]	122	
		Fitted Diam./Diam. montaggio [mm]	230	
		Centering Diam./Diam. centraggio [mm]	19	
		Number of Teeth/N° denti	18	
92-K0-022		KIA	90-03-300 \ 70-0K-007 \ 80-0K-007	
		Diam./Diam. [mm]	240	
		Inner Diam./Diam. int. [mm]	150	
		Fitted Diam./Diam. montaggio [mm]	280	
		Centering Diam./Diam. centraggio [mm]	26	
		Number of Teeth/N° denti	23	
92-K0-023		KIA - HYUNDAI	90-0K-005 \ 70-0K-K13	
		Diam./Diam. [mm]	255	
		Inner Diam./Diam. int. [mm]	165	
		Fitted Diam./Diam. montaggio [mm]	310	
		Centering Diam./Diam. centraggio [mm]	26	
		Number of Teeth/N° denti	23	
92-K0-024		KIA	90-0H-H10 \ 70-0H-015 \ 80-0K-008	
		Diam./Diam. [mm]	235	
		Inner Diam./Diam. int. [mm]	155	
		Fitted Diam./Diam. montaggio [mm]	276	
		Centering Diam./Diam. centraggio [mm]	22	
		Number of Teeth/N° denti	20	
92-K0-025		KIA	90-03-300 \ 70-03-389 \ 80-03-385	
		Diam./Diam. [mm]	240	
		Inner Diam./Diam. int. [mm]	150	
		Fitted Diam./Diam. montaggio [mm]	295	
		Centering Diam./Diam. centraggio [mm]	24	
		Number of Teeth/N° denti	22	

92-K0-026 **HYUNDAI - KIA - GASOLONE** **90-0K-005 \ 70-0H-000 \ 80-0H-000**

		Diam./Diam. [mm]	240
		Inner Diam./Diam. int. [mm]	149
		Fitted Diam./Diam. montaggio [mm]	298
		Centering Diam./Diam. centraggio [mm]	26
		Number of Teeth/N° denti	23

92-K0-027 **KIA** **90-0K-005 \ 70-0K-K09 \ 80-0H-000**

		Diam./Diam. [mm]	240
		Inner Diam./Diam. int. [mm]	147,6
		Fitted Diam./Diam. montaggio [mm]	298
		Centering Diam./Diam. centraggio [mm]	26
		Number of Teeth/N° denti	23

92-S0-000 **DAEWOO - SSANGYONG** **90-09-998 \ 70-09-988 \ 80-09-986**

		Diam./Diam. [mm]	225
		Inner Diam./Diam. int. [mm]	148
		Fitted Diam./Diam. montaggio [mm]	265
		Centering Diam./Diam. centraggio [mm]	24
		Number of Teeth/N° denti	22

92-S0-001 **SSANGYONG** **90-09-998 \ 70-09-990 \ 80-09-984**

		Diam./Diam. [mm]	225
		Inner Diam./Diam. int. [mm]	148
		Fitted Diam./Diam. montaggio [mm]	265
		Centering Diam./Diam. centraggio [mm]	24
		Number of Teeth/N° denti	22

92-S0-002 **SSANGYONG** **90-09-998 \ 70-09-991 \ 80-09-989**

		Diam./Diam. [mm]	225
		Inner Diam./Diam. int. [mm]	148
		Fitted Diam./Diam. montaggio [mm]	265
		Centering Diam./Diam. centraggio [mm]	25
		Number of Teeth/N° denti	24



92-S0-004 SSANGYONG 90-09-998 \ 70-09-987 \ 80-09-983

		Diam./Diam. [mm]	225
		Inner Diam./Diam. int. [mm]	155
		Fitted Diam./Diam. montaggio [mm]	265
		Centering Diam./Diam. centraggio [mm]	24
		Number of Teeth/N° denti	22

92-S0-005 SSANGYONG 90-09-998 \ 70-09-986 \ 80-09-982

		Diam./Diam. [mm]	225
		Inner Diam./Diam. int. [mm]	155
		Fitted Diam./Diam. montaggio [mm]	265
		Centering Diam./Diam. centraggio [mm]	24
		Number of Teeth/N° denti	22

92-S0-006 SSANGYONG 90-09-998 \ 70-09-990 \ 80-09-988

		Diam./Diam. [mm]	225
		Inner Diam./Diam. int. [mm]	148
		Fitted Diam./Diam. montaggio [mm]	265
		Centering Diam./Diam. centraggio [mm]	24
		Number of Teeth/N° denti	22

92-S0-007 DAEWOO - SSANGYONG 90-09-998 \ 70-09-989 \ 80-09-987

		Diam./Diam. [mm]	225
		Inner Diam./Diam. int. [mm]	148
		Fitted Diam./Diam. montaggio [mm]	265
		Centering Diam./Diam. centraggio [mm]	24
		Number of Teeth/N° denti	22

92-S0-008 SSANGYONG 90-09-998 \ 70-09-990 \ 80-09-985

		Diam./Diam. [mm]	225
		Inner Diam./Diam. int. [mm]	148
		Fitted Diam./Diam. montaggio [mm]	265
		Centering Diam./Diam. centraggio [mm]	24
		Number of Teeth/N° denti	22



92-W0-005 **DAEWOO** **90-03-392 \ 70-0W-004 \ 80-0W-004**

		Diam./Diam. [mm]	185
		Inner Diam./Diam. int. [mm]	126
		Fitted Diam./Diam. montaggio [mm]	237,5
		Centering Diam./Diam. centraggio [mm]	20
		Number of Teeth/N° denti	24

92-W0-008 **DAEWOO** **90-08-803 \ 70-03-369 \ 80-03-358**

		Diam./Diam. [mm]	180
		Inner Diam./Diam. int. [mm]	122
		Fitted Diam./Diam. montaggio [mm]	218
		Centering Diam./Diam. centraggio [mm]	20
		Number of Teeth/N° denti	18

92-W0-009 **DAEWOO** **90-03-392 \ 70-03-378 \ 80-0W-003**

		Diam./Diam. [mm]	215
		Inner Diam./Diam. int. [mm]	144
		Fitted Diam./Diam. montaggio [mm]	268
		Centering Diam./Diam. centraggio [mm]	20
		Number of Teeth/N° denti	24

92-W0-010 **DAEWOO** **90-03-392 \ 70-03-376 \ 80-03-366**

		Diam./Diam. [mm]	215
		Inner Diam./Diam. int. [mm]	144
		Fitted Diam./Diam. montaggio [mm]	267
		Centering Diam./Diam. centraggio [mm]	20
		Number of Teeth/N° denti	24

92-W0-011 **DAEWOO** **90-03-392 \ 70-0W-005 \ 80-0W-005**

		Diam./Diam. [mm]	200
		Inner Diam./Diam. int. [mm]	133
		Fitted Diam./Diam. montaggio [mm]	268,6
		Centering Diam./Diam. centraggio [mm]	20
		Number of Teeth/N° denti	24

92-W0-012	DAEWOO	90-0W-002 \ 70-0W-008 \ 80-0W-008
		Diam./Diam. [mm] 200
		Inner Diam./Diam. int. [mm] 132
		Fitted Diam./Diam. montaggio [mm] 249
		Centering Diam./Diam. centraggio [mm] 20
		Number of Teeth/N° denti 18
92-W0-013		90-03-392 \ 70-03-375 \ 80-03-365
		Diam./Diam. [mm] 200
		Inner Diam./Diam. int. [mm] 133
		Fitted Diam./Diam. montaggio [mm] 267
		Centering Diam./Diam. centraggio [mm] 20
		Number of Teeth/N° denti 24
92-W0-014	DAEWOO	90-0W-001 \ 70-0W-006 \ 80-0W-006
		Diam./Diam. [mm] 215
		Inner Diam./Diam. int. [mm] 144
		Fitted Diam./Diam. montaggio [mm] 268
		Centering Diam./Diam. centraggio [mm] 20
		Number of Teeth/N° denti 24
92-W0-016		90-03-392 \ 70-03-377 \ 80-03-363
		Diam./Diam. [mm] 215
		Inner Diam./Diam. int. [mm] 142
		Fitted Diam./Diam. montaggio [mm] 267
		Centering Diam./Diam. centraggio [mm] 25
		Number of Teeth/N° denti 14
92-W0-017	CHEVROLET	90-0W-001 \ 70-0W-005 \ 80-0W-005
		Diam./Diam. [mm] 200
		Inner Diam./Diam. int. [mm] 144
		Fitted Diam./Diam. montaggio [mm] 268
		Centering Diam./Diam. centraggio [mm] 20
		Number of Teeth/N° denti 24






92-W0-019	DAEWOO	90-0W-001 \ 70-0W-010 \ 80-0W-009
		Diam./Diam. [mm] 215
		Inner Diam./Diam. int. [mm] 145
		Fitted Diam./Diam. montaggio [mm] 267
		Centering Diam./Diam. centraggio [mm] 20,4
		Number of Teeth/N° denti 24
92-W0-020	DAEWOO	90-0W-001 \ 70-0W-001 \ 80-0W-007
		Diam./Diam. [mm] 225
		Inner Diam./Diam. int. [mm] 144
		Fitted Diam./Diam. montaggio [mm] 268
		Centering Diam./Diam. centraggio [mm] 20
		Number of Teeth/N° denti 24
92-W0-021	DAEWOO - CHEVROLET	90-0W-003 \ 70-0W-001 \ 80-0W-007
		Diam./Diam. [mm] 225
		Inner Diam./Diam. int. [mm] 144
		Fitted Diam./Diam. montaggio [mm] 268
		Centering Diam./Diam. centraggio [mm] 20
		Number of Teeth/N° denti 24
		With Bearing Hydraulic \ Con Cuscinetto Idraulico
92-W0-022	DAEWOO - CHEVROLET	90-03-392 \ 70-0W-009 \ 80-0W-009
		Diam./Diam. [mm] 215
		Inner Diam./Diam. int. [mm] 145
		Fitted Diam./Diam. montaggio [mm] 268
		Centering Diam./Diam. centraggio [mm] 20,4
		Number of Teeth/N° denti 24

98-01-100	NISSAN	90-01-197 \ 70-01-186 \ 80-01-186 \ 91-01-100
		Diam./Diam. [mm] 240
		Centering Diam./Diam. centraggio [mm] 25
		Number of Teeth/N° denti 24
		Outer Diam./Diam. est. [mm] 308
		Housing Diam./Diam. alloggiamento [mm] 242
98-01-101	NISSAN	90-01-100 \ 70-01-186 \ 80-01-186 \ 91-01-100
		Diam./Diam. [mm] 240
		Centering Diam./Diam. centraggio [mm] 25
		Number of Teeth/N° denti 24
		Outer Diam./Diam. est. [mm] 308
		Housing Diam./Diam. alloggiamento [mm] 242
98-01-102	NISSAN	90-01-108 \ 70-01-164 \ 80-01-149 \ 91-01-101
		Diam./Diam. [mm] 240
		Centering Diam./Diam. centraggio [mm] 26
		Number of Teeth/N° denti 24
		Outer Diam./Diam. est. [mm] 319
		Housing Diam./Diam. alloggiamento [mm] 242
98-01-103	NISSAN	
		Diam./Diam. [mm] 240
		Centering Diam./Diam. centraggio [mm] 26
		Number of Teeth/N° denti 24
		Outer Diam./Diam. est. [mm] 319
		Housing Diam./Diam. alloggiamento [mm] 302
98-01-104	NISSAN	90-01-108 \ 70-01-168 \ 80-01-119 \ 91-01-103
		Diam./Diam. [mm] 240
		Centering Diam./Diam. centraggio [mm] 25
		Number of Teeth/N° denti 24
		Outer Diam./Diam. est. [mm] 319
		Housing Diam./Diam. alloggiamento [mm] 240






98-01-105 **NISSAN** **90-01-116 \ 70-01-127 \ 80-01-128 \ 91-01-104**

			Diam./Diam. [mm]	275
			Centering Diam./Diam. centraggio [mm]	25
			Number of Teeth/N° denti	24
			Outer Diam./Diam. est. [mm]	372
			Housing Diam./Diam. alloggiamento [mm]	340




98-01-106 **NISSAN** **90-01-112 \ 70-01-139 \ 91-01-105**

			Diam./Diam. [mm]	225
			Centering Diam./Diam. centraggio [mm]	24
			Number of Teeth/N° denti	21
			Outer Diam./Diam. est. [mm]	296
			Housing Diam./Diam. alloggiamento [mm]	229
With Bearing Hydraulic \ Con Cuscinetto Idraulico				




98-01-107 **NISSAN** **90-01-112 \ 70-01-146 \ 91-01-106**

			Diam./Diam. [mm]	250
			Centering Diam./Diam. centraggio [mm]	24
			Number of Teeth/N° denti	21
			Outer Diam./Diam. est. [mm]	321,5
			Housing Diam./Diam. alloggiamento [mm]	254
With Bearing Hydraulic \ Con Cuscinetto Idraulico				

98-01-108M **NISSAN**

			Diam./Diam. [mm]	250
			Centering Diam./Diam. centraggio [mm]	25
			Number of Teeth/N° denti	24
			Inner Diam./Diam. int. [mm]	319
			Housing Diam./Diam. alloggiamento [mm]	271
With single-mass flywheel \ Con volano monomassa				

98-02-200 **TOYOTA** **90-02-222 \ 70-02-203 \ 80-02-215 \ 91-02-200**

			Diam./Diam. [mm]	225
			Centering Diam./Diam. centraggio [mm]	29,5
			Number of Teeth/N° denti	21
			Outer Diam./Diam. est. [mm]	302,5
			Housing Diam./Diam. alloggiamento [mm]	230

98-02-200A		TOYOTA	
		Diam./Diam. [mm]	225
		Centering Diam./Diam. centraggio [mm]	29,5
		Number of Teeth/N° denti	21
		Outer Diam./Diam. est. [mm]	302,5
		Housing Diam./Diam. alloggiamento [mm]	230
98-02-200M		TOYOTA	
		Diam./Diam. [mm]	235
		Centering Diam./Diam. centraggio [mm]	29,5
		Number of Teeth/N° denti	21
		Outer Diam./Diam. est. [mm]	304
		Housing Diam./Diam. alloggiamento [mm]	242
98-02-201		TOYOTA	
90-02-214 \ 70-02-258 \ 80-02-251 \ 91-02-201			
		Diam./Diam. [mm]	225
		Centering Diam./Diam. centraggio [mm]	29
		Number of Teeth/N° denti	21
		Outer Diam./Diam. est. [mm]	303
		Housing Diam./Diam. alloggiamento [mm]	230
98-02-202		TOYOTA	
90-02-231 \ 70-02-266 \ 91-02-202			
		Diam./Diam. [mm]	235
		Centering Diam./Diam. centraggio [mm]	29
		Number of Teeth/N° denti	21
		Outer Diam./Diam. est. [mm]	303
		Housing Diam./Diam. alloggiamento [mm]	255
98-02-203		TOYOTA	
		Diam./Diam. [mm]	235
		Centering Diam./Diam. centraggio [mm]	29
		Number of Teeth/N° denti	21
		Outer Diam./Diam. est. [mm]	304
		Housing Diam./Diam. alloggiamento [mm]	244



98-02-204 TOYOTA

		Diam./Diam. [mm]	235
		Centering Diam./Diam. centraggio [mm]	29
		Number of Teeth/N° denti	21
		Outer Diam./Diam. est. [mm]	304
		Housing Diam./Diam. alloggiamento [mm]	244

98-02-205 LEXUS

		Diam./Diam. [mm]	225
		Centering Diam./Diam. centraggio [mm]	29,5
		Number of Teeth/N° denti	21
		Outer Diam./Diam. est. [mm]	294
		Housing Diam./Diam. alloggiamento [mm]	225

98-02-206 TOYOTA **90-02-217 \ 70-02-242 \ 80-02-260 \ 91-02-205**

		Diam./Diam. [mm]	215
		Centering Diam./Diam. centraggio [mm]	24
		Number of Teeth/N° denti	21
		Outer Diam./Diam. est. [mm]	271
		Housing Diam./Diam. alloggiamento [mm]	216

98-03-300 MAZDA

		Diam./Diam. [mm]	240
		Centering Diam./Diam. centraggio [mm]	26
		Number of Teeth/N° denti	23
		Outer Diam./Diam. est. [mm]	298
		Housing Diam./Diam. alloggiamento [mm]	242



98-03-301 MAZDA

		Diam./Diam. [mm]	250
		Centering Diam./Diam. centraggio [mm]	26
		Number of Teeth/N° denti	23
		Outer Diam./Diam. est. [mm]	324
		Housing Diam./Diam. alloggiamento [mm]	253



98-04-400		HONDA	90-04-401 \ 70-04-418 \ 91-04-400											
				<table border="1"> <tr><td>Diam./Diam. [mm]</td><td>240</td></tr> <tr><td>Centering Diam./Diam. centraggio [mm]</td><td>26</td></tr> <tr><td>Number of Teeth/N° denti</td><td>24</td></tr> <tr><td>Outer Diam./Diam. est. [mm]</td><td>307</td></tr> <tr><td>Housing Diam./Diam. alloggiamento [mm]</td><td>245</td></tr> </table>	Diam./Diam. [mm]	240	Centering Diam./Diam. centraggio [mm]	26	Number of Teeth/N° denti	24	Outer Diam./Diam. est. [mm]	307	Housing Diam./Diam. alloggiamento [mm]	245
Diam./Diam. [mm]	240													
Centering Diam./Diam. centraggio [mm]	26													
Number of Teeth/N° denti	24													
Outer Diam./Diam. est. [mm]	307													
Housing Diam./Diam. alloggiamento [mm]	245													
				<table border="1"> <tr><td>Diam./Diam. [mm]</td><td>275</td></tr> <tr><td>Centering Diam./Diam. centraggio [mm]</td><td>26</td></tr> <tr><td>Number of Teeth/N° denti</td><td>23</td></tr> <tr><td>Outer Diam./Diam. est. [mm]</td><td>332</td></tr> <tr><td>Housing Diam./Diam. alloggiamento [mm]</td><td>282</td></tr> </table>	Diam./Diam. [mm]	275	Centering Diam./Diam. centraggio [mm]	26	Number of Teeth/N° denti	23	Outer Diam./Diam. est. [mm]	332	Housing Diam./Diam. alloggiamento [mm]	282
Diam./Diam. [mm]	275													
Centering Diam./Diam. centraggio [mm]	26													
Number of Teeth/N° denti	23													
Outer Diam./Diam. est. [mm]	332													
Housing Diam./Diam. alloggiamento [mm]	282													
				<table border="1"> <tr><td>Diam./Diam. [mm]</td><td>250</td></tr> <tr><td>Centering Diam./Diam. centraggio [mm]</td><td>26</td></tr> <tr><td>Number of Teeth/N° denti</td><td>23</td></tr> <tr><td>Housing Diam./Diam. alloggiamento [mm]</td><td>252</td></tr> </table>	Diam./Diam. [mm]	250	Centering Diam./Diam. centraggio [mm]	26	Number of Teeth/N° denti	23	Housing Diam./Diam. alloggiamento [mm]	252		
Diam./Diam. [mm]	250													
Centering Diam./Diam. centraggio [mm]	26													
Number of Teeth/N° denti	23													
Housing Diam./Diam. alloggiamento [mm]	252													
				<table border="1"> <tr><td>Diam./Diam. [mm]</td><td>225</td></tr> <tr><td>Centering Diam./Diam. centraggio [mm]</td><td>26</td></tr> <tr><td>Number of Teeth/N° denti</td><td>23</td></tr> <tr><td>Housing Diam./Diam. alloggiamento [mm]</td><td>146</td></tr> </table>	Diam./Diam. [mm]	225	Centering Diam./Diam. centraggio [mm]	26	Number of Teeth/N° denti	23	Housing Diam./Diam. alloggiamento [mm]	146		
Diam./Diam. [mm]	225													
Centering Diam./Diam. centraggio [mm]	26													
Number of Teeth/N° denti	23													
Housing Diam./Diam. alloggiamento [mm]	146													
				<table border="1"> <tr><td>Diam./Diam. [mm]</td><td>225</td></tr> <tr><td>Centering Diam./Diam. centraggio [mm]</td><td>26</td></tr> <tr><td>Number of Teeth/N° denti</td><td>23</td></tr> <tr><td>Outer Diam./Diam. est. [mm]</td><td>307</td></tr> </table>	Diam./Diam. [mm]	225	Centering Diam./Diam. centraggio [mm]	26	Number of Teeth/N° denti	23	Outer Diam./Diam. est. [mm]	307		
Diam./Diam. [mm]	225													
Centering Diam./Diam. centraggio [mm]	26													
Number of Teeth/N° denti	23													
Outer Diam./Diam. est. [mm]	307													





98-05-504 MITSUBISHI 90-05-509 \ 70-05-526 \ 80-05-532 \ 91-05-504

		Diam./Diam. [mm]	240
		Centering Diam./Diam. centraggio [mm]	26
		Number of Teeth/N° denti	23
		Outer Diam./Diam. est. [mm]	292



98-05-505 MITSUBISHI 90-05-509 \ 70-05-592 \ 80-05-590 \ 91-05-505

		Diam./Diam. [mm]	250
		Centering Diam./Diam. centraggio [mm]	26
		Number of Teeth/N° denti	23
		Outer Diam./Diam. est. [mm]	335



98-07-700 SUBARU 90-07-705 \ 70-07-710 \ 80-07-708 \ 91-07-700

		Diam./Diam. [mm]	225
		Centering Diam./Diam. centraggio [mm]	25
		Number of Teeth/N° denti	24
		Outer Diam./Diam. est. [mm]	314
		Housing Diam./Diam. alloggiamento [mm]	232

98-07-701 SUBARU 90-05-509 \ 70-07-713 \ 80-07-714 \ 91-07-701

		Diam./Diam. [mm]	230
		Centering Diam./Diam. centraggio [mm]	25
		Number of Teeth/N° denti	24
		Outer Diam./Diam. est. [mm]	315
		Housing Diam./Diam. alloggiamento [mm]	247

98-07-702 SUBARU 90-07-700 \ 70-07-702 \ 80-07-716 \ 91-07-702

		Diam./Diam. [mm]	225
		Centering Diam./Diam. centraggio [mm]	25
		Number of Teeth/N° denti	24
		Outer Diam./Diam. est. [mm]	319
		Housing Diam./Diam. alloggiamento [mm]	232



98-08-801 SUZUKI - FIAT 90-08-805 \ 70-08-823 \ 91-08-801

		Diam./Diam. [mm]	235
		Centering Diam./Diam. centraggio [mm]	23
		Number of Teeth/N° denti	20
		Outer Diam./Diam. est. [mm]	290
		Housing Diam./Diam. alloggiamento [mm]	244
With Bearing Hydraulic \ Con Cuscinetto Idraulico			



98-08-802 SUZUKI

		Diam./Diam. [mm]	215
		Centering Diam./Diam. centraggio [mm]	19
		Number of Teeth/N° denti	14
		Outer Diam./Diam. est. [mm]	256
		Housing Diam./Diam. alloggiamento [mm]	219

98-08-803 SUZUKI 90-08-816 \ 70-08-817 \ 80-08-818 \ 91-08-802

		Diam./Diam. [mm]	225
		Centering Diam./Diam. centraggio [mm]	22
		Number of Teeth/N° denti	20
		Outer Diam./Diam. est. [mm]	298
		Housing Diam./Diam. alloggiamento [mm]	228

98-0C-C00 OPEL - CHEVROLET 90-0W-W05 \ 70-0W-W15 \ 80-0W-W13 \ 91-0C-C00

		Diam./Diam. [mm]	240
		Centering Diam./Diam. centraggio [mm]	26
		Number of Teeth/N° denti	23
		Outer Diam./Diam. est. [mm]	290
		Housing Diam./Diam. alloggiamento [mm]	244
With Bearing Hydraulic \ Con Cuscinetto Idraulico			

98-0H-H00 HYUNDAI - KIA 90-05-592 \ 70-0H-012 \ 80-0H-012 \ 91-0H-H00

		Diam./Diam. [mm]	225
		Centering Diam./Diam. centraggio [mm]	22
		Number of Teeth/N° denti	20
		Outer Diam./Diam. est. [mm]	280
		Housing Diam./Diam. alloggiamento [mm]	233



98-0H-H01 HYUNDAI 90-0K-005 \ 70-0H-H19 \ 91-0H-H01

		Diam./Diam. [mm]	240
		Centering Diam./Diam. centraggio [mm]	26
		Number of Teeth/N° denti	23
		Outer Diam./Diam. est. [mm]	322
		Housing Diam./Diam. alloggiamento [mm]	254

98-0H-H02 HYUNDAI 90-05-592 \ 70-0H-002 \ 80-0H-022 \ 91-0H-H02

		Diam./Diam. [mm]	225
		Centering Diam./Diam. centraggio [mm]	22
		Number of Teeth/N° denti	20
		Outer Diam./Diam. est. [mm]	285
		Housing Diam./Diam. alloggiamento [mm]	228

98-0H-H03 HYUNDAI 90-05-592 \ 70-0H-005 \ 80-0H-005 \ 91-0H-H03

		Diam./Diam. [mm]	225
		Centering Diam./Diam. centraggio [mm]	22
		Number of Teeth/N° denti	20
		Outer Diam./Diam. est. [mm]	282
		Housing Diam./Diam. alloggiamento [mm]	228

98-0H-H04 HYUNDAI 90-0K-005 \ 70-0H-016 \ 80-0H-018 \ 91-0H-H04

		Diam./Diam. [mm]	235
		Centering Diam./Diam. centraggio [mm]	26
		Number of Teeth/N° denti	23
		Outer Diam./Diam. est. [mm]	326
		Housing Diam./Diam. alloggiamento [mm]	245

98-0H-H05 HYUNDAI 90-0H-H10 \ 70-0H-H17 \ 91-0H-H05

		Diam./Diam. [mm]	235
		Centering Diam./Diam. centraggio [mm]	22,5
		Number of Teeth/N° denti	20
		Outer Diam./Diam. est. [mm]	285
		Housing Diam./Diam. alloggiamento [mm]	238

98-0H-H06		HYUNDAI - KIA	90-0H-H09 \ 70-0H-H24 \ 91-0H-H06		
				Diam./Diam. [mm]	240
				Centering Diam./Diam. centraggio [mm]	25
				Number of Teeth/N° denti	23
				Outer Diam./Diam. est. [mm]	282
				Housing Diam./Diam. alloggiamento [mm]	244
				With Bearing Hydraulic \ Con Cuscinetto Idraulico	
98-0H-H07		HYUNDAI	90-0H-H08 \ 70-0H-H23 \ 91-0H-H07		
				Diam./Diam. [mm]	260
				Centering Diam./Diam. centraggio [mm]	26
				Number of Teeth/N° denti	23
				Outer Diam./Diam. est. [mm]	307
				Housing Diam./Diam. alloggiamento [mm]	262,5
				With Bearing Hydraulic \ Con Cuscinetto Idraulico	
98-0K-K00		KIA	90-0K-005 \ 70-0K-K13 \ 91-0K-K00		
				Diam./Diam. [mm]	250
				Centering Diam./Diam. centraggio [mm]	26
				Number of Teeth/N° denti	23
				Outer Diam./Diam. est. [mm]	325
				Housing Diam./Diam. alloggiamento [mm]	263
				With Bearing Hydraulic \ Con Cuscinetto Idraulico	
98-0K-K01		KIA	90-0K-005 \ 70-0K-K21 \ 91-0K-K01		
				Diam./Diam. [mm]	260
				Centering Diam./Diam. centraggio [mm]	26
				Number of Teeth/N° denti	23
				Outer Diam./Diam. est. [mm]	325
				Housing Diam./Diam. alloggiamento [mm]	263
				With Bearing Hydraulic \ Con Cuscinetto Idraulico	
98-0K-K02		KIA	90-0K-005 \ 70-0K-K15 \ 91-0K-K02		
				Diam./Diam. [mm]	275
				Centering Diam./Diam. centraggio [mm]	25
				Number of Teeth/N° denti	23
				Outer Diam./Diam. est. [mm]	325
				Housing Diam./Diam. alloggiamento [mm]	284
				With Bearing Hydraulic \ Con Cuscinetto Idraulico	



98-0K-K03 KIA - HYUNDAI 90-05-598 \ 70-05-566 \ 80-05-567 \ 91-0K-K03

			Diam./Diam. [mm]	180
			Centering Diam./Diam. centraggio [mm]	20
			Number of Teeth/N° denti	24
			Outer Diam./Diam. est. [mm]	230
			Housing Diam./Diam. alloggiamento [mm]	186,5

98-0K-K04 HYUNDAI - KIA 90-0K-K11 \ 70-0K-K10 \ 80-0K-K13 \ 91-0K-K04

			Diam./Diam. [mm]	215
			Centering Diam./Diam. centraggio [mm]	22
			Number of Teeth/N° denti	20
			Outer Diam./Diam. est. [mm]	271
			Housing Diam./Diam. alloggiamento [mm]	215

98-0K-K05 KIA 90-03-397 \ 70-03-391 \ 80-03-388 \ 91-0K-K05

			Diam./Diam. [mm]	200
			Centering Diam./Diam. centraggio [mm]	22
			Number of Teeth/N° denti	20
			Outer Diam./Diam. est. [mm]	288
			Housing Diam./Diam. alloggiamento [mm]	202

98-0K-K06 KIA 90-0H-H08 \ 70-0K-K21 \ 91-0K-K06

			Diam./Diam. [mm]	260
			Centering Diam./Diam. centraggio [mm]	26
			Number of Teeth/N° denti	23
			Outer Diam./Diam. est. [mm]	326
			Housing Diam./Diam. alloggiamento [mm]	263
With Bearing Hydraulic \ Con Cuscinetto Idraulico				



98-0S-S00 SSANGYONG 90-0S-001 \ 70-0S-S01 \ 80-0S-S01 \ 91-0S-S00

			Diam./Diam. [mm]	240
			Centering Diam./Diam. centraggio [mm]	28
			Number of Teeth/N° denti	25
			Outer Diam./Diam. est. [mm]	370
			Housing Diam./Diam. alloggiamento [mm]	234
With Bearing Hydraulic \ Con Cuscinetto Idraulico				



98-0S-S01 SSANGYONG 90-09-998 \ 70-0S-S04 \ 80-0S-S04 \ 91-0S-S01

		Diam./Diam. [mm]	240
		Centering Diam./Diam. centraggio [mm]	24,5
		Number of Teeth/N° denti	22
		Outer Diam./Diam. est. [mm]	307
		Housing Diam./Diam. alloggiamento [mm]	245

98-0W-W00 CHEVROLET - DAEWOO 90-0W-W04 \ 70-0W-W13 \ 80-0W-W11 \ 91-0W-W00

		Diam./Diam. [mm]	185
		Centering Diam./Diam. centraggio [mm]	19,5
		Number of Teeth/N° denti	18
		Inner Diam./Diam. int. [mm]	10
		Outer Diam./Diam. est. [mm]	254

98-0W-W01 CHEVROLET 90-03-392 \ 70-03-378 \ 80-0W-009 \ 91-0W-W01

		Diam./Diam. [mm]	215
		Centering Diam./Diam. centraggio [mm]	20,5
		Number of Teeth/N° denti	24
		Outer Diam./Diam. est. [mm]	287

85-00-000	
	Bore Ø 1/Alesaggio-Ø 1 [mm]
	19
	Mounting Bores Distance/Distanza fori di fissaggio [mm]
	47
	Inner Thread/Filett int. [mm]
10,6	
Number of Thread Bores/N° fori filettati	1
LADA	

85-00-099	
	Bore Ø 1/Alesaggio-Ø 1 [mm]
	23
	Mounting Bores Distance/Distanza fori di fissaggio [mm]
	55
	Inner Thread/Filett int. [mm]
10	
Number of Thread Bores/N° fori filettati	1
JEEP	

85-00-001	
	Bore Ø 1/Alesaggio-Ø 1 [mm]
	21
	Mounting Bores Distance/Distanza fori di fissaggio [mm]
	60
	Inner Thread/Filett int. [mm]
6	
Number of Bores/N° fori	1
CHRYSLER	

85-01-101	
	Bore Ø 1/Alesaggio-Ø 1 [mm]
	19
	Mounting Bores Distance/Distanza fori di fissaggio [mm]
	52
	Inner Thread/Filett int. [mm]
8,8	
Number of Thread Bores/N° fori filettati	1
NISSAN	

85-00-002	
	Bore Ø 1/Alesaggio-Ø 1 [mm]
	22
	Mounting Bores Distance/Distanza fori di fissaggio [mm]
	55
	Inner Thread/Filett int. [mm]
9	
Number of Thread Bores/N° fori filettati	1
MAHINDRA	


85-01-103	
	Bore Ø 1/Alesaggio-Ø 1 [mm]
	17,4
	Mounting Bores Distance/Distanza fori di fissaggio [mm]
	52
	Inner Thread/Filett int. [mm]
8,8	
Number of Thread Bores/N° fori filettati	1
NISSAN	


85-00-003	
	Bore Ø 1/Alesaggio-Ø 1 [mm]
	32,4
	Mounting Bores Distance/Distanza fori di fissaggio [mm]
	63
	Inner Thread/Filett int. [mm]
8,6	
Number of Thread Bores/N° fori filettati	1
TATA (TELCO)	

85-01-104	
	Bore Ø 1/Alesaggio-Ø 1 [mm]
	19
	Mounting Bores Distance/Distanza fori di fissaggio [mm]
	52
	Inner Thread/Filett int. [mm]
9	
Number of Thread Bores/N° fori filettati	1
NISSAN	


85-00-004	
	Bore Ø 1/Alesaggio-Ø 1 [mm]
	32,4
	Mounting Bores Distance/Distanza fori di fissaggio [mm]
	63
	Inner Thread/Filett int. [mm]
10,7	
Number of Thread Bores/N° fori filettati	1
TATA (TELCO)	


85-01-106	
	Bore Ø 1/Alesaggio-Ø 1 [mm]
	17
	Number of Bores/N° fori
	2
NISSAN	

85-01-107	
	Bore Ø 1/Alesaggio-Ø 1 [mm]
	17,4
	Mounting Bores Distance/Distanza fori di fissaggio [mm]
	52
	Inner Thread/Filett int. [mm]
	8,8
	Number of Thread Bores/N° fori filettati
	1
NISSAN	

85-01-143	
	Bore Ø 1/Alesaggio-Ø 1 [mm]
	19
	Mounting Bores Distance/Distanza fori di fissaggio [mm]
	32
	Inner Thread/Filett int. [mm]
	9
	Number of Thread Bores/N° fori filettati
	1
NISSAN	

85-01-115	
	Bore Ø 1/Alesaggio-Ø 1 [mm]
	19
	Mounting Bores Distance/Distanza fori di fissaggio [mm]
	52
	Inner Thread/Filett int. [mm]
	8,8
	Number of Thread Bores/N° fori filettati
	1
NISSAN	


85-01-145	
	Bore Ø 1/Alesaggio-Ø 1 [mm]
	17
	Mounting Bores Distance/Distanza fori di fissaggio [mm]
	52
	Inner Thread/Filett int. [mm]
	9
	Number of Thread Bores/N° fori filettati
	1
NISSAN	

85-01-134	
	Bore Ø 1/Alesaggio-Ø 1 [mm]
	19
	Mounting Bores Distance/Distanza fori di fissaggio [mm]
	52
	Inner Thread/Filett int. [mm]
	8,7
	Number of Thread Bores/N° fori filettati
	1
NISSAN	

85-01-146	
	Bore Ø 1/Alesaggio-Ø 1 [mm]
	17
	Mounting Bores Distance/Distanza fori di fissaggio [mm]
	52
	Inner Thread/Filett int. [mm]
	9
	Number of Thread Bores/N° fori filettati
	1
NISSAN	

85-01-141	
	Bore Ø 1/Alesaggio-Ø 1 [mm]
	17
	Mounting Bores Distance/Distanza fori di fissaggio [mm]
	52
	Inner Thread/Filett int. [mm]
	9
	Number of Thread Bores/N° fori filettati
	1
NISSAN	

85-01-147	
	Bore Ø 1/Alesaggio-Ø 1 [mm]
	19
	Mounting Bores Distance/Distanza fori di fissaggio [mm]
	52
	Inner Thread/Filett int. [mm]
	9
	Number of Thread Bores/N° fori filettati
	1
NISSAN	


85-01-142	
	Bore Ø 1/Alesaggio-Ø 1 [mm]
	19
	Mounting Bores Distance/Distanza fori di fissaggio [mm]
	20
	Inner Thread/Filett int. [mm]
	9
	Number of Thread Bores/N° fori filettati
	1
NISSAN	

85-01-148	
	Bore Ø 1/Alesaggio-Ø 1 [mm]
	19
	Mounting Bores Distance/Distanza fori di fissaggio [mm]
	32
	Inner Thread/Filett int. [mm]
	9
	Number of Thread Bores/N° fori filettati
	1
NISSAN	

85-01-149	
	Bore Ø 1/Alesaggio-Ø 1 [mm]
	19
	Mounting Bores Distance/Distanza fori di fissaggio [mm]
	52
	Inner Thread/Filett int. [mm]
9	
Number of Thread Bores/N° fori filettati	
1	
NISSAN	

85-01-154	
	Bore Ø 1/Alesaggio-Ø 1 [mm]
	20,5
	Mounting Bores Distance/Distanza fori di fissaggio [mm]
	32
	Inner Thread/Filett int. [mm]
9	
Number of Thread Bores/N° fori filettati	
1	
NISSAN	

85-01-150	
	Height/Altezza [mm]
	57
	Inner Diam./Diam. int. [mm]
	24,5
Outer Diam./Diam. est. [mm]	
63,7	
NISSAN	

85-01-155	
	Bore Ø 1/Alesaggio-Ø 1 [mm]
	19
	Mounting Bores Distance/Distanza fori di fissaggio [mm]
	52
	Inner Thread/Filett int. [mm]
9	
Number of Thread Bores/N° fori filettati	
1	
NISSAN	

85-01-151	
	Bore Ø 1/Alesaggio-Ø 1 [mm]
	17
	Mounting Bores Distance/Distanza fori di fissaggio [mm]
	52
	Inner Thread/Filett int. [mm]
9	
Number of Thread Bores/N° fori filettati	
1	
NISSAN	

85-01-156	
	Bore Ø 1/Alesaggio-Ø 1 [mm]
	19
	Mounting Bores Distance/Distanza fori di fissaggio [mm]
	52
	Inner Thread/Filett int. [mm]
9	
Number of Thread Bores/N° fori filettati	
1	
NISSAN	

85-01-152	
	Bore Ø 1/Alesaggio-Ø 1 [mm]
	19
	Mounting Bores Distance/Distanza fori di fissaggio [mm]
	52
	Inner Thread/Filett int. [mm]
9	
Number of Thread Bores/N° fori filettati	
1	
NISSAN	

85-01-157	
	Bore Ø 1/Alesaggio-Ø 1 [mm]
	19
	Mounting Bores Distance/Distanza fori di fissaggio [mm]
	52
	Inner Thread/Filett int. [mm]
9	
Number of Thread Bores/N° fori filettati	
1	
NISSAN	

85-01-153	
	Bore Ø 1/Alesaggio-Ø 1 [mm]
	21
	Mounting Bores Distance/Distanza fori di fissaggio [mm]
	52
	Inner Thread/Filett int. [mm]
9	
Number of Thread Bores/N° fori filettati	
1	
NISSAN	

85-01-158	
	Bore Ø 1/Alesaggio-Ø 1 [mm]
	17
	Mounting Bores Distance/Distanza fori di fissaggio [mm]
	52
	Inner Thread/Filett int. [mm]
9	
Number of Thread Bores/N° fori filettati	
1	
NISSAN	

85-01-161	
	Bore Ø 1/Alesaggio-Ø 1 [mm]
	17
	Mounting Bores Distance/Distanza fori di fissaggio [mm]
	52
	Inner Thread/Filett int. [mm]
	9
	Number of Thread Bores/N° fori filettati
	1
NISSAN	

85-01-167	
	Bore Ø 1/Alesaggio-Ø 1 [mm]
	17
	Mounting Bores Distance/Distanza fori di fissaggio [mm]
	52
	Inner Thread/Filett int. [mm]
	9
	Number of Thread Bores/N° fori filettati
	1
NISSAN	

85-01-163	
	Bore Ø 1/Alesaggio-Ø 1 [mm]
	19
	Mounting Bores Distance/Distanza fori di fissaggio [mm]
	52
	Inner Thread/Filett int. [mm]
	9
	Number of Thread Bores/N° fori filettati
	1
NISSAN	

85-01-181	
	Bore Ø 1/Alesaggio-Ø 1 [mm]
	19
	Mounting Bores Distance/Distanza fori di fissaggio [mm]
	52
	Inner Thread/Filett int. [mm]
	8,8
	Number of Thread Bores/N° fori filettati
	1
NISSAN	

85-01-164	
	Bore Ø 1/Alesaggio-Ø 1 [mm]
	17,5
	Mounting Bores Distance/Distanza fori di fissaggio [mm]
	21
	Inner Thread/Filett int. [mm]
	9
	Number of Thread Bores/N° fori filettati
	1
NISSAN	


85-01-183	
	Bore Ø 1/Alesaggio-Ø 1 [mm]
	19
	Mounting Bores Distance/Distanza fori di fissaggio [mm]
	52
	Inner Thread/Filett int. [mm]
	8,8
	Number of Thread Bores/N° fori filettati
	1
NISSAN	

85-01-165	
	Bore Ø 1/Alesaggio-Ø 1 [mm]
	19
	Mounting Bores Distance/Distanza fori di fissaggio [mm]
	31,5
	Inner Thread/Filett int. [mm]
	9
	Number of Thread Bores/N° fori filettati
	1
NISSAN	

85-01-184	
	Bore Ø 1/Alesaggio-Ø 1 [mm]
	19
	Mounting Bores Distance/Distanza fori di fissaggio [mm]
	52
	Inner Thread/Filett int. [mm]
	8,8
	Number of Thread Bores/N° fori filettati
	1
NISSAN	

85-01-166	
	Bore Ø 1/Alesaggio-Ø 1 [mm]
	19
	Mounting Bores Distance/Distanza fori di fissaggio [mm]
	32
	Inner Thread/Filett int. [mm]
	9
	Number of Thread Bores/N° fori filettati
	1
NISSAN	

85-01-185	
	Bore Ø 1/Alesaggio-Ø 1 [mm]
	17,4
	Mounting Bores Distance/Distanza fori di fissaggio [mm]
	52
	Inner Thread/Filett int. [mm]
	8,8
	Number of Thread Bores/N° fori filettati
	1
NISSAN	

85-01-186	
	Bore Ø 1/Alesaggio-Ø 1 [mm]
	17,4
	Mounting Bores Distance/Distanza fori di fissaggio [mm]
	52
	Inner Thread/Filett int. [mm]
8,8	
Number of Thread Bores/N° fori filettati	
1	
NISSAN	

85-01-191	
	Bore Ø 1/Alesaggio-Ø 1 [mm]
	19
	Mounting Bores Distance/Distanza fori di fissaggio [mm]
	32
	Inner Thread/Filett int. [mm]
9	
Number of Thread Bores/N° fori filettati	
1	
NISSAN	

85-01-187	
	Bore Ø 1/Alesaggio-Ø 1 [mm]
	19
	Mounting Bores Distance/Distanza fori di fissaggio [mm]
	32
	Inner Thread/Filett int. [mm]
8,7	
Number of Thread Bores/N° fori filettati	
1	
NISSAN	

85-01-193	
	Bore Ø 1/Alesaggio-Ø 1 [mm]
	19
	Mounting Bores Distance/Distanza fori di fissaggio [mm]
	52
	Inner Thread/Filett int. [mm]
8,8	
Number of Thread Bores/N° fori filettati	
1	
NISSAN	


85-01-188	
	Bore Ø 1/Alesaggio-Ø 1 [mm]
	17,4
	Mounting Bores Distance/Distanza fori di fissaggio [mm]
	52
	Inner Thread/Filett int. [mm]
8,7	
Number of Thread Bores/N° fori filettati	
1	
NISSAN	

85-01-194	
	Bore Ø 1/Alesaggio-Ø 1 [mm]
	19
	Mounting Bores Distance/Distanza fori di fissaggio [mm]
	52
	Inner Thread/Filett int. [mm]
8,7	
Number of Thread Bores/N° fori filettati	
1	
NISSAN	

85-01-189	
	Bore Ø 1/Alesaggio-Ø 1 [mm]
	17,4
	Mounting Bores Distance/Distanza fori di fissaggio [mm]
	52
	Inner Thread/Filett int. [mm]
8,7	
Number of Thread Bores/N° fori filettati	
1	
NISSAN	

85-01-195	
	Bore Ø 1/Alesaggio-Ø 1 [mm]
	17,4
	Mounting Bores Distance/Distanza fori di fissaggio [mm]
	52
	Inner Thread/Filett int. [mm]
8,8	
Number of Thread Bores/N° fori filettati	
1	
NISSAN	

85-01-190	
	Bore Ø 1/Alesaggio-Ø 1 [mm]
	19
	Mounting Bores Distance/Distanza fori di fissaggio [mm]
	31
	Inner Thread/Filett int. [mm]
8,8	
Number of Thread Bores/N° fori filettati	
1	
NISSAN	

85-01-196	
	Bore Ø 1/Alesaggio-Ø 1 [mm]
	19
	Mounting Bores Distance/Distanza fori di fissaggio [mm]
	60
	Inner Thread/Filett int. [mm]
8,6	
Number of Thread Bores/N° fori filettati	
1	
NISSAN	


85-01-198	
	Bore Ø 1/Alesaggio-Ø 1 [mm]
	19
	Mounting Bores Distance/Distanza fori di fissaggio [mm]
	52
	Inner Thread/Filett int. [mm]
	8,8
	Number of Thread Bores/N° fori filettati
	1
NISSAN	

85-02-204	
	Bore Ø 1/Alesaggio-Ø 1 [mm]
	20
	Mounting Bores Distance/Distanza fori di fissaggio [mm]
	33
	Inner Thread/Filett int. [mm]
	8,8
	Number of Thread Bores/N° fori filettati
	1
TOYOTA	

85-01-199	
	Bore Ø 1/Alesaggio-Ø 1 [mm]
	19
	Mounting Bores Distance/Distanza fori di fissaggio [mm]
	52
	Inner Thread/Filett int. [mm]
	8,7
	Number of Thread Bores/N° fori filettati
	1
NISSAN	

85-02-205	
	Bore Ø 1/Alesaggio-Ø 1 [mm]
	20,6
	Mounting Bores Distance/Distanza fori di fissaggio [mm]
	35
	Inner Thread/Filett int. [mm]
	8,7
	Number of Thread Bores/N° fori filettati
	1
TOYOTA	

85-02-200	
	Bore Ø 1/Alesaggio-Ø 1 [mm]
	20,6
	Mounting Bores Distance/Distanza fori di fissaggio [mm]
	35
	Inner Thread/Filett int. [mm]
	8,7
	Number of Thread Bores/N° fori filettati
	1
TOYOTA	

85-02-207	
	Bore Ø 1/Alesaggio-Ø 1 [mm]
	19
	Mounting Bores Distance/Distanza fori di fissaggio [mm]
	34
	Inner Thread/Filett int. [mm]
	9
	Number of Thread Bores/N° fori filettati
	1
TOYOTA	

85-02-201	
	Bore Ø 1/Alesaggio-Ø 1 [mm]
	20,5
	Mounting Bores Distance/Distanza fori di fissaggio [mm]
	34
	Inner Thread/Filett int. [mm]
	8,7
	Number of Thread Bores/N° fori filettati
	1
TOYOTA	

85-02-208	
	Bore Ø 1/Alesaggio-Ø 1 [mm]
	19
	Mounting Bores Distance/Distanza fori di fissaggio [mm]
	34
	Inner Thread/Filett int. [mm]
	9
	Number of Thread Bores/N° fori filettati
	1
TOYOTA	

85-02-202	
	Bore Ø 1/Alesaggio-Ø 1 [mm]
	20,6
	Mounting Bores Distance/Distanza fori di fissaggio [mm]
	34
	Inner Thread/Filett int. [mm]
	9
	Number of Thread Bores/N° fori filettati
	1
TOYOTA - DAIHATSU	

85-02-209	
	Bore Ø 1/Alesaggio-Ø 1 [mm]
	19
	Mounting Bores Distance/Distanza fori di fissaggio [mm]
	34
	Inner Thread/Filett int. [mm]
	8,7
	Number of Thread Bores/N° fori filettati
	1
TOYOTA	



85-02-210	
	Bore Ø 1/Alesaggio-Ø 1 [mm]
	22
	Mounting Bores Distance/Distanza fori di fissaggio [mm]
	29
	Inner Thread/Filett int. [mm]
9	
Number of Thread Bores/N° fori filettati	
1	
TOYOTA	


85-02-225	
	Bore Ø 1/Alesaggio-Ø 1 [mm]
	20,6
	Mounting Bores Distance/Distanza fori di fissaggio [mm]
	45
	Inner Thread/Filett int. [mm]
8,8	
Number of Thread Bores/N° fori filettati	
1	
TOYOTA	

85-02-211	
	Bore Ø 1/Alesaggio-Ø 1 [mm]
	22
	Mounting Bores Distance/Distanza fori di fissaggio [mm]
	34
	Inner Thread/Filett int. [mm]
9	
Number of Thread Bores/N° fori filettati	
1	
TOYOTA	

85-02-226	
	Bore Ø 1/Alesaggio-Ø 1 [mm]
	22
	Mounting Bores Distance/Distanza fori di fissaggio [mm]
	28
	Inner Thread/Filett int. [mm]
8,8	
Number of Thread Bores/N° fori filettati	
1	
TOYOTA	

85-02-213	
	Bore Ø 1/Alesaggio-Ø 1 [mm]
	19
	Mounting Bores Distance/Distanza fori di fissaggio [mm]
	28
	Inner Thread/Filett int. [mm]
8,8	
Number of Thread Bores/N° fori filettati	
1	
TOYOTA	

85-02-227	
	Bore Ø 1/Alesaggio-Ø 1 [mm]
	23,7
	Mounting Bores Distance/Distanza fori di fissaggio [mm]
	29
	Inner Thread/Filett int. [mm]
8,8	
Number of Thread Bores/N° fori filettati	
1	
TOYOTA	

85-02-216	
	Bore Ø 1/Alesaggio-Ø 1 [mm]
	19
	Mounting Bores Distance/Distanza fori di fissaggio [mm]
	34
	Inner Thread/Filett int. [mm]
8,8	
Number of Thread Bores/N° fori filettati	
1	
TOYOTA	

85-02-228	
	Bore Ø 1/Alesaggio-Ø 1 [mm]
	22
	Mounting Bores Distance/Distanza fori di fissaggio [mm]
	45
	Inner Thread/Filett int. [mm]
8,8	
Number of Thread Bores/N° fori filettati	
1	
TOYOTA	

85-02-219	
	Bore Ø 1/Alesaggio-Ø 1 [mm]
	20,6
	Mounting Bores Distance/Distanza fori di fissaggio [mm]
	35
	Inner Thread/Filett int. [mm]
8,8	
Number of Thread Bores/N° fori filettati	
1	
TOYOTA	

85-02-229	
	Bore Ø 1/Alesaggio-Ø 1 [mm]
	22
	Mounting Bores Distance/Distanza fori di fissaggio [mm]
	50
	Inner Thread/Filett int. [mm]
11	
Number of Thread Bores/N° fori filettati	
1	
TOYOTA	

85-02-230	
	Bore Ø 1/Alesaggio-Ø 1 [mm]
	20,6
	Mounting Bores Distance/Distanza fori di fissaggio [mm]
	35
	Inner Thread/Filett int. [mm]
	8,7
	Number of Thread Bores/N° fori filettati
	1
TOYOTA	

85-02-239	
	Bore Ø 1/Alesaggio-Ø 1 [mm]
	19
	Mounting Bores Distance/Distanza fori di fissaggio [mm]
	28
	Inner Thread/Filett int. [mm]
	8,6
	Number of Thread Bores/N° fori filettati
	1
TOYOTA	


85-02-233	
	Bore Ø 1/Alesaggio-Ø 1 [mm]
	20,5
	Mounting Bores Distance/Distanza fori di fissaggio [mm]
	35
	Inner Thread/Filett int. [mm]
	8,7
	Number of Thread Bores/N° fori filettati
	1
TOYOTA	

85-02-240	
	Bore Ø 1/Alesaggio-Ø 1 [mm]
	20
	Mounting Bores Distance/Distanza fori di fissaggio [mm]
	34
	Inner Thread/Filett int. [mm]
	9
	Number of Thread Bores/N° fori filettati
	1
TOYOTA	

85-02-234	
	Bore Ø 1/Alesaggio-Ø 1 [mm]
	20,6
	Mounting Bores Distance/Distanza fori di fissaggio [mm]
	34
	Inner Thread/Filett int. [mm]
	8,8
	Number of Thread Bores/N° fori filettati
	1
TOYOTA	


85-02-241	
	Bore Ø 1/Alesaggio-Ø 1 [mm]
	19
	Mounting Bores Distance/Distanza fori di fissaggio [mm]
	34
	Inner Thread/Filett int. [mm]
	8
	Number of Thread Bores/N° fori filettati
	1
TOYOTA	

85-02-235	
	Bore Ø 1/Alesaggio-Ø 1 [mm]
	20,5
	Mounting Bores Distance/Distanza fori di fissaggio [mm]
	34
	Inner Thread/Filett int. [mm]
	9
	Number of Thread Bores/N° fori filettati
	1
TOYOTA	

85-02-242	
	Bore Ø 1/Alesaggio-Ø 1 [mm]
	21
	Mounting Bores Distance/Distanza fori di fissaggio [mm]
	35
	Inner Thread/Filett int. [mm]
	9
	Number of Thread Bores/N° fori filettati
	1
TOYOTA	

85-02-238	
	Bore Ø 1/Alesaggio-Ø 1 [mm]
	20,6
	Mounting Bores Distance/Distanza fori di fissaggio [mm]
	35
	Inner Thread/Filett int. [mm]
	9
	Number of Thread Bores/N° fori filettati
	1
TOYOTA	

85-02-243	
	Bore Ø 1/Alesaggio-Ø 1 [mm]
	21
	Mounting Bores Distance/Distanza fori di fissaggio [mm]
	34
	Inner Thread/Filett int. [mm]
	9
	Number of Thread Bores/N° fori filettati
	1
TOYOTA	

85-02-244	
	Bore Ø 1/Alesaggio-Ø 1 [mm]
	21
	Mounting Bores Distance/Distanza fori di fissaggio [mm]
	34
	Inner Thread/Filett int. [mm]
9	
Number of Thread Bores/N° fori filettati	
1	
TOYOTA	

85-02-249	
	Bore Ø 1/Alesaggio-Ø 1 [mm]
	19
	Mounting Bores Distance/Distanza fori di fissaggio [mm]
	34
	Inner Thread/Filett int. [mm]
9	
Number of Thread Bores/N° fori filettati	
1	
TOYOTA	

85-02-245	
	Bore Ø 1/Alesaggio-Ø 1 [mm]
	21
	Mounting Bores Distance/Distanza fori di fissaggio [mm]
	34
	Inner Thread/Filett int. [mm]
9	
Number of Thread Bores/N° fori filettati	
1	
TOYOTA	

85-02-252	
	Bore Ø 1/Alesaggio-Ø 1 [mm]
	19
	Mounting Bores Distance/Distanza fori di fissaggio [mm]
	35
	Inner Thread/Filett int. [mm]
9	
Number of Thread Bores/N° fori filettati	
1	
TOYOTA	

85-02-246	
	Bore Ø 1/Alesaggio-Ø 1 [mm]
	21
	Mounting Bores Distance/Distanza fori di fissaggio [mm]
	34
	Inner Thread/Filett int. [mm]
7-9	
Number of Thread Bores/N° fori filettati	
3	
TOYOTA	

85-02-254	
	Bore Ø 1/Alesaggio-Ø 1 [mm]
	20
	Mounting Bores Distance/Distanza fori di fissaggio [mm]
	34
	Inner Thread/Filett int. [mm]
11	
Number of Thread Bores/N° fori filettati	
2	
TOYOTA	

85-02-247	
	Bore Ø 1/Alesaggio-Ø 1 [mm]
	20
	Mounting Bores Distance/Distanza fori di fissaggio [mm]
	34
	Inner Thread/Filett int. [mm]
9	
Number of Thread Bores/N° fori filettati	
1	
TOYOTA	

85-02-255	
	Bore Ø 1/Alesaggio-Ø 1 [mm]
	21
	Mounting Bores Distance/Distanza fori di fissaggio [mm]
	35
	Inner Thread/Filett int. [mm]
9	
Number of Thread Bores/N° fori filettati	
1	
TOYOTA	

85-02-248	
	Bore Ø 1/Alesaggio-Ø 1 [mm]
	21
	Mounting Bores Distance/Distanza fori di fissaggio [mm]
	34
	Inner Thread/Filett int. [mm]
9	
Number of Thread Bores/N° fori filettati	
1	
TOYOTA	


85-02-256	
	Bore Ø 1/Alesaggio-Ø 1 [mm]
	20
	Mounting Bores Distance/Distanza fori di fissaggio [mm]
	34
	Inner Thread/Filett int. [mm]
9	
Number of Thread Bores/N° fori filettati	
1	
TOYOTA	

85-02-257	
	Bore Ø 1/Alesaggio-Ø 1 [mm]
	19
	Mounting Bores Distance/Distanza fori di fissaggio [mm]
	34
	Inner Thread/Filett int. [mm]
9	
Number of Thread Bores/N° fori filettati	
1	
TOYOTA	

85-02-286	
	Bore Ø 1/Alesaggio-Ø 1 [mm]
	20,6
	Mounting Bores Distance/Distanza fori di fissaggio [mm]
	34
	Inner Thread/Filett int. [mm]
8,6	
Number of Thread Bores/N° fori filettati	
1	
TOYOTA	

85-02-282	
	Bore Ø 1/Alesaggio-Ø 1 [mm]
	19
	Mounting Bores Distance/Distanza fori di fissaggio [mm]
	34
	Inner Thread/Filett int. [mm]
8,8	
Number of Thread Bores/N° fori filettati	
1	
TOYOTA	


85-02-287	
	Bore Ø 1/Alesaggio-Ø 1 [mm]
	20,5
	Mounting Bores Distance/Distanza fori di fissaggio [mm]
	34
	Inner Thread/Filett int. [mm]
8,7	
Number of Thread Bores/N° fori filettati	
1	
TOYOTA	

85-02-283	
	Bore Ø 1/Alesaggio-Ø 1 [mm]
	22,2
	Mounting Bores Distance/Distanza fori di fissaggio [mm]
	34
	Inner Thread/Filett int. [mm]
8,8	
Number of Thread Bores/N° fori filettati	
1	
TOYOTA	

85-02-288	
	Bore Ø 1/Alesaggio-Ø 1 [mm]
	21
	Mounting Bores Distance/Distanza fori di fissaggio [mm]
	29
	Inner Thread/Filett int. [mm]
9	
Number of Thread Bores/N° fori filettati	
1	
TOYOTA	

85-02-284	
	Bore Ø 1/Alesaggio-Ø 1 [mm]
	22
	Mounting Bores Distance/Distanza fori di fissaggio [mm]
	34
	Inner Thread/Filett int. [mm]
8,8	
Number of Thread Bores/N° fori filettati	
1	
TOYOTA	

85-02-289	
	Bore Ø 1/Alesaggio-Ø 1 [mm]
	20,6
	Mounting Bores Distance/Distanza fori di fissaggio [mm]
	34
	Inner Thread/Filett int. [mm]
9	
Number of Thread Bores/N° fori filettati	
1	
TOYOTA	


85-02-285	
	Bore Ø 1/Alesaggio-Ø 1 [mm]
	20,6
	Mounting Bores Distance/Distanza fori di fissaggio [mm]
	34
	Inner Thread/Filett int. [mm]
8,7	
Number of Thread Bores/N° fori filettati	
1	
HYUNDAI - TOYOTA	

85-02-290	
	Bore Ø 1/Alesaggio-Ø 1 [mm]
	20,6
	Mounting Bores Distance/Distanza fori di fissaggio [mm]
	34
	Inner Thread/Filett int. [mm]
8,8	
Number of Thread Bores/N° fori filettati	
1	
TOYOTA	

85-02-291	
	Bore Ø 1/Alesaggio-Ø 1 [mm]
	20,6
	Mounting Bores Distance/Distanza fori di fissaggio [mm]
	34
	Inner Thread/Filett int. [mm]
8,7	
Number of Thread Bores/N° fori filettati	
1	


85-02-297	
	Bore Ø 1/Alesaggio-Ø 1 [mm]
	20,5
	Mounting Bores Distance/Distanza fori di fissaggio [mm]
	34
	Inner Thread/Filett int. [mm]
8,5	
Number of Thread Bores/N° fori filettati	
1	

85-02-293	
	Bore Ø 1/Alesaggio-Ø 1 [mm]
	20,5
	Mounting Bores Distance/Distanza fori di fissaggio [mm]
	34
	Inner Thread/Filett int. [mm]
9	
Number of Thread Bores/N° fori filettati	
1	

85-02-298	
	Bore Ø 1/Alesaggio-Ø 1 [mm]
	20,5
	Mounting Bores Distance/Distanza fori di fissaggio [mm]
	34
	Inner Thread/Filett int. [mm]
8,6	
Number of Thread Bores/N° fori filettati	
1	

85-02-294	
	Bore Ø 1/Alesaggio-Ø 1 [mm]
	20,6
	Mounting Bores Distance/Distanza fori di fissaggio [mm]
	34
	Inner Thread/Filett int. [mm]
8,8	
Number of Thread Bores/N° fori filettati	
1	

85-02-299	
	Bore Ø 1/Alesaggio-Ø 1 [mm]
	20,6
	Mounting Bores Distance/Distanza fori di fissaggio [mm]
	45
	Inner Thread/Filett int. [mm]
9	
Number of Thread Bores/N° fori filettati	
1	

85-02-295	
	Bore Ø 1/Alesaggio-Ø 1 [mm]
	22,2
	Mounting Bores Distance/Distanza fori di fissaggio [mm]
	34
	Inner Thread/Filett int. [mm]
9	
Number of Thread Bores/N° fori filettati	
1	

85-03-300	
	Bore Ø 1/Alesaggio-Ø 1 [mm]
	17,4
	Mounting Bores Distance/Distanza fori di fissaggio [mm]
	50
	Inner Thread/Filett int. [mm]
8,7	
Number of Thread Bores/N° fori filettati	
1	

85-02-296	
	Bore Ø 1/Alesaggio-Ø 1 [mm]
	20,6
	Mounting Bores Distance/Distanza fori di fissaggio [mm]
	34
	Inner Thread/Filett int. [mm]
8,8	
Number of Thread Bores/N° fori filettati	
1	


85-03-301	
	Bore Ø 1/Alesaggio-Ø 1 [mm]
	19
	Mounting Bores Distance/Distanza fori di fissaggio [mm]
	52
	Inner Thread/Filett int. [mm]
8,6	
Number of Thread Bores/N° fori filettati	
1	

85-03-303	
	Bore Ø 1/Alesaggio-Ø 1 [mm]
	17,3
	Mounting Bores Distance/Distanza fori di fissaggio [mm]
	50
	Inner Thread/Filett int. [mm]
8,5	
Number of Thread Bores/N° fori filettati	
1	

85-03-326	
	Bore Ø 1/Alesaggio-Ø 1 [mm]
	19
	Mounting Bores Distance/Distanza fori di fissaggio [mm]
	52
	Inner Thread/Filett int. [mm]
9	
Number of Thread Bores/N° fori filettati	
1	

85-03-304	
	Bore Ø 1/Alesaggio-Ø 1 [mm]
	19
	Mounting Bores Distance/Distanza fori di fissaggio [mm]
	52
	Inner Thread/Filett int. [mm]
8,6	
Number of Thread Bores/N° fori filettati	
1	

85-03-327	
	Bore Ø 1/Alesaggio-Ø 1 [mm]
	19
	Mounting Bores Distance/Distanza fori di fissaggio [mm]
	30
	Inner Thread/Filett int. [mm]
9	
Number of Thread Bores/N° fori filettati	
1	

85-03-320	
	Height/Altezza [mm]
	64,5
	Inner Diam./Diam. int. [mm]
	23,4
	Outer Diam./Diam. est. [mm]
71,7	
Outer Diam. 1/Diam. est. 1 [mm]	
64,3	

85-03-328	
	Bore Ø 1/Alesaggio-Ø 1 [mm]
	19
	Mounting Bores Distance/Distanza fori di fissaggio [mm]
	52
	Inner Thread/Filett int. [mm]
9	
Number of Thread Bores/N° fori filettati	
1	

85-03-323	
	Bore Ø 1/Alesaggio-Ø 1 [mm]
	19
	Mounting Bores Distance/Distanza fori di fissaggio [mm]
	31
	Inner Thread/Filett int. [mm]
9	
Number of Thread Bores/N° fori filettati	
1	

85-03-329	
	Bore Ø 1/Alesaggio-Ø 1 [mm]
	19
	Mounting Bores Distance/Distanza fori di fissaggio [mm]
	52
	Inner Thread/Filett int. [mm]
9	
Number of Thread Bores/N° fori filettati	
1	

85-03-324	
	Bore Ø 1/Alesaggio-Ø 1 [mm]
	19
	Mounting Bores Distance/Distanza fori di fissaggio [mm]
	30
	Inner Thread/Filett int. [mm]
9	
Number of Thread Bores/N° fori filettati	
1	

85-03-330	
	Bore Ø 1/Alesaggio-Ø 1 [mm]
	19
	Mounting Bores Distance/Distanza fori di fissaggio [mm]
	52
	Inner Thread/Filett int. [mm]
9	
Number of Thread Bores/N° fori filettati	
1	

85-03-331	
	Bore Ø 1/Alesaggio-Ø 1 [mm]
	19
	Mounting Bores Distance/Distanza fori di fissaggio [mm]
	53
	Inner Thread/Filett int. [mm]
	9
	Number of Thread Bores/N° fori filettati
	1
MAZDA	

85-03-391	
	Bore Ø 1/Alesaggio-Ø 1 [mm]
	19
	Mounting Bores Distance/Distanza fori di fissaggio [mm]
	52
	Inner Thread/Filett int. [mm]
	9
	Number of Thread Bores/N° fori filettati
	1
MAZDA	

85-03-332	
	Bore Ø 1/Alesaggio-Ø 1 [mm]
	19
	Mounting Bores Distance/Distanza fori di fissaggio [mm]
	60
	Inner Thread/Filett int. [mm]
	9
	Number of Thread Bores/N° fori filettati
	1
MAZDA	

85-03-392	
	Bore Ø 1/Alesaggio-Ø 1 [mm]
	19
	Mounting Bores Distance/Distanza fori di fissaggio [mm]
	52
	Inner Thread/Filett int. [mm]
	8,8
	Number of Thread Bores/N° fori filettati
	1
MAZDA	

85-03-333	
	Bore Ø 1/Alesaggio-Ø 1 [mm]
	19
	Mounting Bores Distance/Distanza fori di fissaggio [mm]
	30
	Inner Thread/Filett int. [mm]
	9
	Number of Thread Bores/N° fori filettati
	1
MAZDA	

85-03-393	
	Bore Ø 1/Alesaggio-Ø 1 [mm]
	19
	Mounting Bores Distance/Distanza fori di fissaggio [mm]
	33
	Inner Thread/Filett int. [mm]
	9
	Number of Thread Bores/N° fori filettati
	1
MAZDA	

85-03-389	
	Bore Ø 1/Alesaggio-Ø 1 [mm]
	19
	Mounting Bores Distance/Distanza fori di fissaggio [mm]
	52
	Inner Thread/Filett int. [mm]
	9
	Number of Thread Bores/N° fori filettati
	1
MAZDA	

85-03-394	
	Bore Ø 1/Alesaggio-Ø 1 [mm]
	19
	Mounting Bores Distance/Distanza fori di fissaggio [mm]
	30
	Inner Thread/Filett int. [mm]
	9
	Number of Thread Bores/N° fori filettati
	1
MAZDA	

85-03-390	
	Bore Ø 1/Alesaggio-Ø 1 [mm]
	19
	Mounting Bores Distance/Distanza fori di fissaggio [mm]
	52
	Inner Thread/Filett int. [mm]
	8,8
	Number of Thread Bores/N° fori filettati
	1
MAZDA	

85-03-395	
	Bore Ø 1/Alesaggio-Ø 1 [mm]
	19
	Mounting Bores Distance/Distanza fori di fissaggio [mm]
	30
	Inner Thread/Filett int. [mm]
	8,7
	Number of Thread Bores/N° fori filettati
	1
MAZDA	

85-03-396	
	Bore Ø 1/Alesaggio-Ø 1 [mm]
	19
	Mounting Bores Distance/Distanza fori di fissaggio [mm]
	52
	Inner Thread/Filett int. [mm]
	8,8
	Number of Thread Bores/N° fori filettati
	1
MAZDA	

85-04-402	
	Bore Ø 1/Alesaggio-Ø 1 [mm]
	19
	Mounting Bores Distance/Distanza fori di fissaggio [mm]
	35
	Inner Thread/Filett int. [mm]
	9
	Number of Thread Bores/N° fori filettati
	1
HONDA	

85-03-397	
	Bore Ø 1/Alesaggio-Ø 1 [mm]
	19
	Mounting Bores Distance/Distanza fori di fissaggio [mm]
	52
	Inner Thread/Filett int. [mm]
	8,7
	Number of Thread Bores/N° fori filettati
	1
MAZDA	

85-04-403	
	Bore Ø 1/Alesaggio-Ø 1 [mm]
	21
	Mounting Bores Distance/Distanza fori di fissaggio [mm]
	35
	Inner Thread/Filett int. [mm]
	12
	Number of Thread Bores/N° fori filettati
	1
HONDA	

85-03-398	
	Bore Ø 1/Alesaggio-Ø 1 [mm]
	19
	Mounting Bores Distance/Distanza fori di fissaggio [mm]
	52
	Inner Thread/Filett int. [mm]
	8,8
	Number of Thread Bores/N° fori filettati
	2
MAZDA	

85-04-404	
	Bore Ø 1/Alesaggio-Ø 1 [mm]
	19
	Mounting Bores Distance/Distanza fori di fissaggio [mm]
	30
	Inner Thread/Filett int. [mm]
	9
	Number of Thread Bores/N° fori filettati
	1
HONDA	

85-03-399	
	Bore Ø 1/Alesaggio-Ø 1 [mm]
	19
	Mounting Bores Distance/Distanza fori di fissaggio [mm]
	30
	Inner Thread/Filett int. [mm]
	8,8
	Number of Thread Bores/N° fori filettati
	1
MAZDA	

85-04-405	
	Bore Ø 1/Alesaggio-Ø 1 [mm]
	19
	Mounting Bores Distance/Distanza fori di fissaggio [mm]
	30
	Inner Thread/Filett int. [mm]
	9
	Number of Thread Bores/N° fori filettati
	1
HONDA	

85-04-400	
	Bore Ø 1/Alesaggio-Ø 1 [mm]
	19
	Mounting Bores Distance/Distanza fori di fissaggio [mm]
	49
	Inner Thread/Filett int. [mm]
	8,8
	Number of Thread Bores/N° fori filettati
	1
HONDA	

85-04-406	
	Bore Ø 1/Alesaggio-Ø 1 [mm]
	19
	Mounting Bores Distance/Distanza fori di fissaggio [mm]
	35
	Inner Thread/Filett int. [mm]
	12
	Number of Thread Bores/N° fori filettati
	1
HONDA	



85-04-407	
	Bore Ø 1/Alesaggio-Ø 1 [mm]
	19
	Mounting Bores Distance/Distanza fori di fissaggio [mm]
	30
	Inner Thread/Filett int. [mm]
	9
	Number of Thread Bores/N° fori filettati
	1
HONDA	

85-04-499	
	Bore Ø 1/Alesaggio-Ø 1 [mm]
	19
	Mounting Bores Distance/Distanza fori di fissaggio [mm]
	32
	Inner Thread/Filett int. [mm]
	9
	Number of Thread Bores/N° fori filettati
	1
HONDA	

85-04-408	
	Bore Ø 1/Alesaggio-Ø 1 [mm]
	19
	Mounting Bores Distance/Distanza fori di fissaggio [mm]
	35
	Inner Thread/Filett int. [mm]
	9
	Number of Thread Bores/N° fori filettati
	1
HONDA	

85-05-500	
	Bore Ø 1/Alesaggio-Ø 1 [mm]
	20
	Mounting Bores Distance/Distanza fori di fissaggio [mm]
	53
	Inner Thread/Filett int. [mm]
	9
	Number of Thread Bores/N° fori filettati
	1
MITSUBISHI	

85-04-409	
	Bore Ø 1/Alesaggio-Ø 1 [mm]
	19
	Mounting Bores Distance/Distanza fori di fissaggio [mm]
	35
	Inner Thread/Filett int. [mm]
	9
	Number of Thread Bores/N° fori filettati
	1
HONDA	

85-05-501	
	Bore Ø 1/Alesaggio-Ø 1 [mm]
	19
	Mounting Bores Distance/Distanza fori di fissaggio [mm]
	50
	Inner Thread/Filett int. [mm]
	9
	Number of Thread Bores/N° fori filettati
	1
MITSUBISHI	

85-04-410	
	Bore Ø 1/Alesaggio-Ø 1 [mm]
	21
	Mounting Bores Distance/Distanza fori di fissaggio [mm]
	35
	Inner Thread/Filett int. [mm]
	9
	Number of Thread Bores/N° fori filettati
	1
HONDA	

85-05-505	
	Bore Ø 1/Alesaggio-Ø 1 [mm]
	19
	Mounting Bores Distance/Distanza fori di fissaggio [mm]
	30
	Inner Thread/Filett int. [mm]
	9
	Number of Thread Bores/N° fori filettati
	1
MITSUBISHI	

85-04-411	
	Bore Ø 1/Alesaggio-Ø 1 [mm]
	19
	Mounting Bores Distance/Distanza fori di fissaggio [mm]
	33
	Inner Thread/Filett int. [mm]
	9
	Number of Thread Bores/N° fori filettati
	1
HONDA	

85-05-571	
	Bore Ø 1/Alesaggio-Ø 1 [mm]
	20,5
	Mounting Bores Distance/Distanza fori di fissaggio [mm]
	35
	Inner Thread/Filett int. [mm]
	9
	Number of Thread Bores/N° fori filettati
	1
MITSUBISHI	


85-05-572	
	Bore Ø 1/Alesaggio-Ø 1 [mm]
	19
	Mounting Bores Distance/Distanza fori di fissaggio [mm]
	70
	Inner Thread/Filett int. [mm]
	8
	Number of Thread Bores/N° fori filettati
	1
MITSUBISHI	

85-05-579	
	Bore Ø 1/Alesaggio-Ø 1 [mm]
	20,5
	Mounting Bores Distance/Distanza fori di fissaggio [mm]
	50
	Inner Thread/Filett int. [mm]
	8,8
	Number of Thread Bores/N° fori filettati
	1
HYUNDAI	

85-05-573	
	Bore Ø 1/Alesaggio-Ø 1 [mm]
	19
	Mounting Bores Distance/Distanza fori di fissaggio [mm]
	30
	Inner Thread/Filett int. [mm]
	8,5
	Number of Thread Bores/N° fori filettati
	1
MITSUBISHI	

85-05-581	
	Bore Ø 1/Alesaggio-Ø 1 [mm]
	19
	Mounting Bores Distance/Distanza fori di fissaggio [mm]
	30
	Inner Thread/Filett int. [mm]
	8,6
	Number of Thread Bores/N° fori filettati
	1
HYUNDAI	

85-05-574	
	Bore Ø 1/Alesaggio-Ø 1 [mm]
	23,5
	Mounting Bores Distance/Distanza fori di fissaggio [mm]
	37
	Inner Thread/Filett int. [mm]
	9
	Number of Thread Bores/N° fori filettati
	1
MITSUBISHI	

85-05-583	
	Bore Ø 1/Alesaggio-Ø 1 [mm]
	20,6
	Mounting Bores Distance/Distanza fori di fissaggio [mm]
	50
	Inner Thread/Filett int. [mm]
	8,6
	Number of Thread Bores/N° fori filettati
	1
HYUNDAI	

85-05-575	
	Bore Ø 1/Alesaggio-Ø 1 [mm]
	19
	Mounting Bores Distance/Distanza fori di fissaggio [mm]
	70
	Inner Thread/Filett int. [mm]
	9
	Number of Thread Bores/N° fori filettati
	1
MITSUBISHI	

85-05-585	
	Bore Ø 1/Alesaggio-Ø 1 [mm]
	20,6
	Mounting Bores Distance/Distanza fori di fissaggio [mm]
	50
	Inner Thread/Filett int. [mm]
	8,7
	Number of Thread Bores/N° fori filettati
	1
HYUNDAI	

85-05-576	
	Bore Ø 1/Alesaggio-Ø 1 [mm]
	19
	Mounting Bores Distance/Distanza fori di fissaggio [mm]
	60
	Inner Thread/Filett int. [mm]
	9
	Number of Thread Bores/N° fori filettati
	1
MITSUBISHI	

85-05-589	
	Bore Ø 1/Alesaggio-Ø 1 [mm]
	19
	Mounting Bores Distance/Distanza fori di fissaggio [mm]
	30
	Inner Thread/Filett int. [mm]
	9
	Number of Thread Bores/N° fori filettati
	1
MITSUBISHI	




85-05-591	
	Bore Ø 1/Alesaggio-Ø 1 [mm]
	20,6
	Mounting Bores Distance/Distanza fori di fissaggio [mm]
	50
	Inner Thread/Filett int. [mm]
8,6	
Number of Thread Bores/N° fori filettati	
1	
MITSUBISHI	


85-05-597	
	Bore Ø 1/Alesaggio-Ø 1 [mm]
	17,4
	Mounting Bores Distance/Distanza fori di fissaggio [mm]
	53
	Inner Thread/Filett int. [mm]
8,7	
Number of Thread Bores/N° fori filettati	
1	
MITSUBISHI	

85-05-592	
	Bore Ø 1/Alesaggio-Ø 1 [mm]
	20,5
	Mounting Bores Distance/Distanza fori di fissaggio [mm]
	50
	Inner Thread/Filett int. [mm]
9	
Number of Thread Bores/N° fori filettati	
1	
MITSUBISHI	

85-05-598	
	Bore Ø 1/Alesaggio-Ø 1 [mm]
	19
	Mounting Bores Distance/Distanza fori di fissaggio [mm]
	30
	Inner Thread/Filett int. [mm]
8,7	
Number of Thread Bores/N° fori filettati	
1	
MITSUBISHI	

85-05-593	
	Bore Ø 1/Alesaggio-Ø 1 [mm]
	19
	Mounting Bores Distance/Distanza fori di fissaggio [mm]
	50
	Inner Thread/Filett int. [mm]
8,6	
Number of Thread Bores/N° fori filettati	
1	
MITSUBISHI	


85-05-599	
	Bore Ø 1/Alesaggio-Ø 1 [mm]
	19
	Mounting Bores Distance/Distanza fori di fissaggio [mm]
	30
	Inner Thread/Filett int. [mm]
9	
Number of Thread Bores/N° fori filettati	
1	
MITSUBISHI	


85-05-595	
	Bore Ø 1/Alesaggio-Ø 1 [mm]
	20,5
	Mounting Bores Distance/Distanza fori di fissaggio [mm]
	50
	Inner Thread/Filett int. [mm]
8,5	
Number of Thread Bores/N° fori filettati	
1	
MITSUBISHI	

85-07-700	
	Bore Ø 1/Alesaggio-Ø 1 [mm]
	19
	Mounting Bores Distance/Distanza fori di fissaggio [mm]
	52
	Inner Thread/Filett int. [mm]
9	
Number of Thread Bores/N° fori filettati	
1	
SUBARU	

85-05-596	
	Bore Ø 1/Alesaggio-Ø 1 [mm]
	20,5
	Mounting Bores Distance/Distanza fori di fissaggio [mm]
	50
	Inner Thread/Filett int. [mm]
9	
Number of Thread Bores/N° fori filettati	
1	
MITSUBISHI	

85-07-702	
	Bore Ø 1/Alesaggio-Ø 1 [mm]
	19
	Mounting Bores Distance/Distanza fori di fissaggio [mm]
	52
	Inner Thread/Filett int. [mm]
9	
Number of Thread Bores/N° fori filettati	
1	
SUBARU	

85-07-703	
	Bore Ø 1/Alesaggio-Ø 1 [mm]
	21
	Mounting Bores Distance/Distanza fori di fissaggio [mm]
	42
	Inner Thread/Filett int. [mm]
	9
	Number of Thread Bores/N° fori filettati
	1
SUBARU	

85-09-900	
	Bore Ø 1/Alesaggio-Ø 1 [mm]
	20,5
	Mounting Bores Distance/Distanza fori di fissaggio [mm]
	98
	Inner Thread/Filett int. [mm]
	9
	Number of Thread Bores/N° fori filettati
	1
ISUZU	

85-07-704	
	Bore Ø 1/Alesaggio-Ø 1 [mm]
	21
	Mounting Bores Distance/Distanza fori di fissaggio [mm]
	52
	Inner Thread/Filett int. [mm]
	9
	Number of Thread Bores/N° fori filettati
	1
SUBARU	

85-09-901	
	Bore Ø 1/Alesaggio-Ø 1 [mm]
	25
	Mounting Bores Distance/Distanza fori di fissaggio [mm]
	64
	Inner Thread/Filett int. [mm]
	9
	Number of Thread Bores/N° fori filettati
	1
ISUZU	

85-08-801	
	Bore Ø 1/Alesaggio-Ø 1 [mm]
	19
	Mounting Bores Distance/Distanza fori di fissaggio [mm]
	50
	Inner Thread/Filett int. [mm]
	9
	Number of Thread Bores/N° fori filettati
	1
SUZUKI	

85-09-995	
	Bore Ø 1/Alesaggio-Ø 1 [mm]
	22
	Mounting Bores Distance/Distanza fori di fissaggio [mm]
	70
	Inner Thread/Filett int. [mm]
	9
	Number of Thread Bores/N° fori filettati
	1
OPEL	

85-08-802	
	Bore Ø 1/Alesaggio-Ø 1 [mm]
	19
	Mounting Bores Distance/Distanza fori di fissaggio [mm]
	65
	Inner Thread/Filett int. [mm]
	9
	Number of Thread Bores/N° fori filettati
	1
SUZUKI	

85-09-996	
	Bore Ø 1/Alesaggio-Ø 1 [mm]
	22,2
	Mounting Bores Distance/Distanza fori di fissaggio [mm]
	98
	Inner Thread/Filett int. [mm]
	8,8
	Number of Thread Bores/N° fori filettati
	1
ISUZU	

85-08-899	
	Bore Ø 1/Alesaggio-Ø 1 [mm]
	28,5
	Mounting Bores Distance/Distanza fori di fissaggio [mm]
	60
	Inner Thread/Filett int. [mm]
	11
	Number of Thread Bores/N° fori filettati
	1
NISSAN	

85-09-997	
	Bore Ø 1/Alesaggio-Ø 1 [mm]
	22,2
	Mounting Bores Distance/Distanza fori di fissaggio [mm]
	70
	Inner Thread/Filett int. [mm]
	8,8
	Number of Thread Bores/N° fori filettati
	1
ISUZU	




85-09-998	
	Bore Ø 1/Alesaggio-Ø 1 [mm]
	20,5
	Mounting Bores Distance/Distanza fori di fissaggio [mm]
	97
	Inner Thread/Filett int. [mm]
9	
Number of Thread Bores/N° fori filettati	
1	
ISUZU	

85-0K-K20	
	Bore Ø 1/Alesaggio-Ø 1 [mm]
	21
	Mounting Bores Distance/Distanza fori di fissaggio [mm]
	22
	Inner Thread/Filett int. [mm]
8,5	
Number of Thread Bores/N° fori filettati	
1	
HYUNDAI - KIA	

85-09-999	
	Bore Ø 1/Alesaggio-Ø 1 [mm]
	19
	Mounting Bores Distance/Distanza fori di fissaggio [mm]
	70
	Inner Thread/Filett int. [mm]
8,8	
Number of Thread Bores/N° fori filettati	
1	
ISUZU	

85-0K-K21	
	Bore Ø 1/Alesaggio-Ø 1 [mm]
	21
	Mounting Bores Distance/Distanza fori di fissaggio [mm]
	22
	Inner Thread/Filett int. [mm]
8,5	
Number of Thread Bores/N° fori filettati	
1	
KIA	

85-0H-H10	
	Bore Ø 1/Alesaggio-Ø 1 [mm]
	20
	Mounting Bores Distance/Distanza fori di fissaggio [mm]
	22
	Inner Thread/Filett int. [mm]
9	
Number of Thread Bores/N° fori filettati	
1	
GASOLONE - HYUNDAI	

85-0K-K22	
	Bore Ø 1/Alesaggio-Ø 1 [mm]
	21
	Mounting Bores Distance/Distanza fori di fissaggio [mm]
	22,5
	Inner Thread/Filett int. [mm]
10,5	
Number of Thread Bores/N° fori filettati	
1	
KIA	

85-0H-H11	
	Bore Ø 1/Alesaggio-Ø 1 [mm]
	21
	Mounting Bores Distance/Distanza fori di fissaggio [mm]
	35
	Inner Thread/Filett int. [mm]
9	
Number of Thread Bores/N° fori filettati	
1	
HYUNDAI	

85-0M-M01	
	Mounting Bores Distance/Distanza fori di fissaggio [mm]
	65
SMART - MITSUBISHI	


85-0K-005	
	Bore Ø 1/Alesaggio-Ø 1 [mm]
	20,5
	Mounting Bores Distance/Distanza fori di fissaggio [mm]
	30
	Inner Thread/Filett int. [mm]
8,8	
Number of Thread Bores/N° fori filettati	
1	
KIA	

85-H0-000	
	Bore Ø 1/Alesaggio-Ø 1 [mm]
	19
	Mounting Bores Distance/Distanza fori di fissaggio [mm]
	60
	Inner Thread/Filett int. [mm]
9	
Number of Thread Bores/N° fori filettati	
1	
HYUNDAI	

85-H0-001	
	Bore Ø 1/Alesaggio-Ø 1 [mm]
	20,6
	Mounting Bores Distance/Distanza fori di fissaggio [mm]
	47
	Inner Thread/Filett int. [mm]
	9
	Number of Thread Bores/N° fori filettati
	1
KIA - HYUNDAI	


85-K0-000	
	Bore Ø 1/Alesaggio-Ø 1 [mm]
	19
	Mounting Bores Distance/Distanza fori di fissaggio [mm]
	30
	Inner Thread/Filett int. [mm]
	8,8
	Number of Thread Bores/N° fori filettati
	1
KIA	

85-H0-002	
	Bore Ø 1/Alesaggio-Ø 1 [mm]
	20,6
	Mounting Bores Distance/Distanza fori di fissaggio [mm]
	30
	Inner Thread/Filett int. [mm]
	8,7
	Number of Thread Bores/N° fori filettati
	1
HYUNDAI	

85-K0-001	
	Bore Ø 1/Alesaggio-Ø 1 [mm]
	19
	Mounting Bores Distance/Distanza fori di fissaggio [mm]
	30
	Inner Thread/Filett int. [mm]
	8,8
	Number of Thread Bores/N° fori filettati
	1
KIA	

85-H0-006	
	Bore Ø 1/Alesaggio-Ø 1 [mm]
	20,6
	Mounting Bores Distance/Distanza fori di fissaggio [mm]
	35
	Inner Thread/Filett int. [mm]
	8,6
	Number of Thread Bores/N° fori filettati
	1
HYUNDAI	

85-K0-002	
	Bore Ø 1/Alesaggio-Ø 1 [mm]
	19
	Mounting Bores Distance/Distanza fori di fissaggio [mm]
	30
	Inner Thread/Filett int. [mm]
	8,8
	Number of Thread Bores/N° fori filettati
	1
KIA	

85-H0-008	
	Bore Ø 1/Alesaggio-Ø 1 [mm]
	20,6
HYUNDAI	

85-K0-003	
	Bore Ø 1/Alesaggio-Ø 1 [mm]
	19
	Mounting Bores Distance/Distanza fori di fissaggio [mm]
	32
	Inner Thread/Filett int. [mm]
	8,8
	Number of Thread Bores/N° fori filettati
	1
KIA	

85-H0-009	
	Bore Ø 1/Alesaggio-Ø 1 [mm]
	20,5
	Mounting Bores Distance/Distanza fori di fissaggio [mm]
	30
	Inner Thread/Filett int. [mm]
	8,8
	Number of Thread Bores/N° fori filettati
	1
HYUNDAI	

85-K0-004	
	Bore Ø 1/Alesaggio-Ø 1 [mm]
	19
	Mounting Bores Distance/Distanza fori di fissaggio [mm]
	52
	Inner Thread/Filett int. [mm]
	8,8
	Number of Thread Bores/N° fori filettati
	1
KIA	

85-K0-006	
	Bore Ø 1/Alesaggio-Ø 1 [mm]
	19
	Mounting Bores Distance/Distanza fori di fissaggio [mm]
	30
	Inner Thread/Filett int. [mm]
	9
	Number of Thread Bores/N° fori filettati
	1
KIA	

85-K0-018	
	Bore Ø 1/Alesaggio-Ø 1 [mm]
	19
	Mounting Bores Distance/Distanza fori di fissaggio [mm]
	52
	Inner Thread/Filett int. [mm]
	9
	Number of Thread Bores/N° fori filettati
	1
KIA	

85-K0-008	
	Bore Ø 1/Alesaggio-Ø 1 [mm]
	19
	Mounting Bores Distance/Distanza fori di fissaggio [mm]
	30
	Inner Thread/Filett int. [mm]
	8,8
	Number of Thread Bores/N° fori filettati
	1
KIA	

85-W0-000	
	Bore Ø 1/Alesaggio-Ø 1 [mm]
	20,5
	Mounting Bores Distance/Distanza fori di fissaggio [mm]
	52
	Inner Thread/Filett int. [mm]
	9
	Number of Thread Bores/N° fori filettati
	1
CHEVROLET - DAEWOO	

85-K0-011	
	Bore Ø 1/Alesaggio-Ø 1 [mm]
	19
	Mounting Bores Distance/Distanza fori di fissaggio [mm]
	32
	Inner Thread/Filett int. [mm]
	8,8
	Number of Thread Bores/N° fori filettati
	1
KIA	

85-W0-005	
	Bore Ø 1/Alesaggio-Ø 1 [mm]
	20,6
	Mounting Bores Distance/Distanza fori di fissaggio [mm]
	70
	Inner Thread/Filett int. [mm]
	8,8
	Number of Thread Bores/N° fori filettati
	1
CHEVROLET	


85-K0-012	
	Bore Ø 1/Alesaggio-Ø 1 [mm]
	19
	Mounting Bores Distance/Distanza fori di fissaggio [mm]
	52
	Inner Thread/Filett int. [mm]
	8,8
	Number of Thread Bores/N° fori filettati
	1
KIA	

85-K0-013	
	Bore Ø 1/Alesaggio-Ø 1 [mm]
	19
	Mounting Bores Distance/Distanza fori di fissaggio [mm]
	52
	Inner Thread/Filett int. [mm]
	9
	Number of Thread Bores/N° fori filettati
	1
KIA	

95-00-000	
	Bore Ø 1/Alesaggio-Ø 1 [mm]
	21
	Mounting Bores Distance/Distanza fori di fissaggio [mm]
	55
	Inner Thread/Filett int. [mm]
	10,7
	Number of Thread Bores/N° fori filettati
	1
LADA	

95-00-097	
	Bore Ø 1/Alesaggio-Ø 1 [mm]
	22
	Mounting Bores Distance/Distanza fori di fissaggio [mm]
	59,5
	Inner Thread/Filett int. [mm]
	9,4
	Number of Thread Bores/N° fori filettati
	1
JEEP	

95-00-001	
	Bore Ø 1/Alesaggio-Ø 1 [mm]
	28
	Mounting Bores Distance/Distanza fori di fissaggio [mm]
	95
JEEP	

95-00-098	
	Bore Ø 1/Alesaggio-Ø 1 [mm]
	23,6
	Mounting Bores Distance/Distanza fori di fissaggio [mm]
	59
	Inner Thread/Filett int. [mm]
	10
	Number of Thread Bores/N° fori filettati
	1
JEEP	

95-00-002	
	Bore Ø 1/Alesaggio-Ø 1 [mm]
	20,5
	Mounting Bores Distance/Distanza fori di fissaggio [mm]
	60
CHRYSLER	

95-00-099	
	Bore Ø 1/Alesaggio-Ø 1 [mm]
	23,6
	Mounting Bores Distance/Distanza fori di fissaggio [mm]
	58
	Inner Thread/Filett int. [mm]
	9,3
	Number of Thread Bores/N° fori filettati
	1
JEEP	


95-00-003	
	Bore Ø 1/Alesaggio-Ø 1 [mm]
	21,9
	Mounting Bores Distance/Distanza fori di fissaggio [mm]
	59
	Inner Thread/Filett int. [mm]
	11
	Number of Thread Bores/N° fori filettati
	1
TATA (TELCO)	

95-01-100	
	Bore Ø 1/Alesaggio-Ø 1 [mm]
	21,7
	Mounting Bores Distance/Distanza fori di fissaggio [mm]
	61
	Inner Thread/Filett int. [mm]
	8,7
	Number of Thread Bores/N° fori filettati
	1
NISSAN	

95-00-004	
	Bore Ø 1/Alesaggio-Ø 1 [mm]
	21,9
	Mounting Bores Distance/Distanza fori di fissaggio [mm]
	58
	Inner Thread/Filett int. [mm]
	8,8
	Number of Thread Bores/N° fori filettati
	1
TATA (TELCO)	

95-01-101	
	Bore Ø 1/Alesaggio-Ø 1 [mm]
	22
	Mounting Bores Distance/Distanza fori di fissaggio [mm]
	58
	Inner Thread/Filett int. [mm]
	8,7
	Number of Thread Bores/N° fori filettati
	1
NISSAN	

95-01-104	
	Bore Ø 1/Alesaggio-Ø 1 [mm]
	22
	Mounting Bores Distance/Distanza fori di fissaggio [mm]
	60
	Inner Thread/Filett int. [mm]
9	
Number of Thread Bores/N° fori filettati	
1	
NISSAN	


95-01-110	
	Bore Ø 1/Alesaggio-Ø 1 [mm]
	22
	Mounting Bores Distance/Distanza fori di fissaggio [mm]
	58
	Inner Thread/Filett int. [mm]
9	
Number of Thread Bores/N° fori filettati	
1	
NISSAN	

95-01-105	
	Bore Ø 1/Alesaggio-Ø 1 [mm]
	22
	Mounting Bores Distance/Distanza fori di fissaggio [mm]
	70
	Inner Thread/Filett int. [mm]
8,8	
Number of Thread Bores/N° fori filettati	
1	
NISSAN	

95-01-111	
	Bore Ø 1/Alesaggio-Ø 1 [mm]
	22
	Mounting Bores Distance/Distanza fori di fissaggio [mm]
	70
	Inner Thread/Filett int. [mm]
9	
Number of Thread Bores/N° fori filettati	
1	
NISSAN	

95-01-106	
	Bore Ø 1/Alesaggio-Ø 1 [mm]
	22
	Mounting Bores Distance/Distanza fori di fissaggio [mm]
	58
	Inner Thread/Filett int. [mm]
8,8	
Number of Thread Bores/N° fori filettati	
1	
NISSAN	

95-01-115	
	Bore Ø 1/Alesaggio-Ø 1 [mm]
	22
	Mounting Bores Distance/Distanza fori di fissaggio [mm]
	70
	Inner Thread/Filett int. [mm]
8,8	
Number of Thread Bores/N° fori filettati	
1	
NISSAN	

95-01-107	
	Bore Ø 1/Alesaggio-Ø 1 [mm]
	22
	Mounting Bores Distance/Distanza fori di fissaggio [mm]
	58
	Inner Thread/Filett int. [mm]
8,7	
Number of Thread Bores/N° fori filettati	
1	
NISSAN	

95-01-116	
	Bore Ø 1/Alesaggio-Ø 1 [mm]
	22
	Mounting Bores Distance/Distanza fori di fissaggio [mm]
	70
	Inner Thread/Filett int. [mm]
8,8	
Number of Thread Bores/N° fori filettati	
1	
NISSAN	

95-01-109	
	Bore Ø 1/Alesaggio-Ø 1 [mm]
	22,2
	Mounting Bores Distance/Distanza fori di fissaggio [mm]
	70
	Inner Thread/Filett int. [mm]
8,8	
Number of Thread Bores/N° fori filettati	
1	
NISSAN	


95-01-117	
	Bore Ø 1/Alesaggio-Ø 1 [mm]
	22
	Mounting Bores Distance/Distanza fori di fissaggio [mm]
	70
	Inner Thread/Filett int. [mm]
8,8	
Number of Thread Bores/N° fori filettati	
1	
NISSAN	

95-01-120	
	Bore Ø 1/Alesaggio-Ø 1 [mm] 22
	Mounting Bores Distance/Distanza fori di fissaggio [mm] 70
	Inner Thread/Filett int. [mm] 8,8
	Number of Thread Bores/N° fori filettati 1
NISSAN	

95-01-144	
	Bore Ø 1/Alesaggio-Ø 1 [mm] 22
	Mounting Bores Distance/Distanza fori di fissaggio [mm] 70
	Inner Thread/Filett int. [mm] 9
	Number of Thread Bores/N° fori filettati 1
NISSAN	


95-01-134	
	Bore Ø 1/Alesaggio-Ø 1 [mm] 22
	Mounting Bores Distance/Distanza fori di fissaggio [mm] 70
	Inner Thread/Filett int. [mm] 8,8
	Number of Thread Bores/N° fori filettati 1
NISSAN	

95-01-145	
	Bore Ø 1/Alesaggio-Ø 1 [mm] 22
	Mounting Bores Distance/Distanza fori di fissaggio [mm] 71
	Inner Thread/Filett int. [mm] 9
	Number of Thread Bores/N° fori filettati 1
NISSAN	

95-01-140	
	Bore Ø 1/Alesaggio-Ø 1 [mm] 22
	Mounting Bores Distance/Distanza fori di fissaggio [mm] 70
	Inner Thread/Filett int. [mm] 9
	Number of Thread Bores/N° fori filettati 1
NISSAN	


95-01-146	
	Bore Ø 1/Alesaggio-Ø 1 [mm] 22
	Mounting Bores Distance/Distanza fori di fissaggio [mm] 71
	Inner Thread/Filett int. [mm] 9
	Number of Thread Bores/N° fori filettati 1
NISSAN	

95-01-142	
	Bore Ø 1/Alesaggio-Ø 1 [mm] 22
	Mounting Bores Distance/Distanza fori di fissaggio [mm] 80,5
	Inner Thread/Filett int. [mm] 9
	Number of Thread Bores/N° fori filettati 1
NISSAN	

95-01-147	
	Bore Ø 1/Alesaggio-Ø 1 [mm] 22
	Mounting Bores Distance/Distanza fori di fissaggio [mm] 70
	Inner Thread/Filett int. [mm] 9
	Number of Thread Bores/N° fori filettati 1
NISSAN	

95-01-143	
	Bore Ø 1/Alesaggio-Ø 1 [mm] 22
	Mounting Bores Distance/Distanza fori di fissaggio [mm] 80
	Inner Thread/Filett int. [mm] 9
	Number of Thread Bores/N° fori filettati 1
NISSAN	

95-01-148	
	Bore Ø 1/Alesaggio-Ø 1 [mm] 21,5
	Mounting Bores Distance/Distanza fori di fissaggio [mm] 70
	Inner Thread/Filett int. [mm] 9
	Number of Thread Bores/N° fori filettati 1
NISSAN	

95-01-149	
	Bore Ø 1/Alesaggio-Ø 1 [mm]
	21,8
	Mounting Bores Distance/Distanza fori di fissaggio [mm]
	71
	Inner Thread/Filett int. [mm]
	9
	Number of Thread Bores/N° fori filettati
	1
NISSAN	

95-01-155	
	Bore Ø 1/Alesaggio-Ø 1 [mm]
	22
	Mounting Bores Distance/Distanza fori di fissaggio [mm]
	70
	Inner Thread/Filett int. [mm]
	9
	Number of Thread Bores/N° fori filettati
	1
NISSAN	

95-01-150	
	Bore Ø 1/Alesaggio-Ø 1 [mm]
	22
	Mounting Bores Distance/Distanza fori di fissaggio [mm]
	71
	Inner Thread/Filett int. [mm]
	9
	Number of Thread Bores/N° fori filettati
	1
NISSAN	

95-01-156	
	Bore Ø 1/Alesaggio-Ø 1 [mm]
	21
	Mounting Bores Distance/Distanza fori di fissaggio [mm]
	70
	Inner Thread/Filett int. [mm]
	9
	Number of Thread Bores/N° fori filettati
	1
NISSAN	

95-01-151	
	Bore Ø 1/Alesaggio-Ø 1 [mm]
	22
	Mounting Bores Distance/Distanza fori di fissaggio [mm]
	60,5
	Inner Thread/Filett int. [mm]
	9
	Number of Thread Bores/N° fori filettati
	1
NISSAN	

95-01-157	
	Bore Ø 1/Alesaggio-Ø 1 [mm]
	22
	Mounting Bores Distance/Distanza fori di fissaggio [mm]
	70
	Inner Thread/Filett int. [mm]
	9
	Number of Thread Bores/N° fori filettati
	1
NISSAN	

95-01-153	
	Bore Ø 1/Alesaggio-Ø 1 [mm]
	22
	Mounting Bores Distance/Distanza fori di fissaggio [mm]
	71
	Inner Thread/Filett int. [mm]
	9
	Number of Thread Bores/N° fori filettati
	1
NISSAN	

95-01-158	
	Bore Ø 1/Alesaggio-Ø 1 [mm]
	22
	Mounting Bores Distance/Distanza fori di fissaggio [mm]
	70
	Inner Thread/Filett int. [mm]
	9
	Number of Thread Bores/N° fori filettati
	1
NISSAN	

95-01-154	
	Bore Ø 1/Alesaggio-Ø 1 [mm]
	22
	Mounting Bores Distance/Distanza fori di fissaggio [mm]
	70
	Inner Thread/Filett int. [mm]
	9
	Number of Thread Bores/N° fori filettati
	1
NISSAN	

95-01-163	
	Bore Ø 1/Alesaggio-Ø 1 [mm]
	22
	Mounting Bores Distance/Distanza fori di fissaggio [mm]
	70
	Inner Thread/Filett int. [mm]
	9
	Number of Thread Bores/N° fori filettati
	1
NISSAN	

95-01-183	
	Bore Ø 1/Alesaggio-Ø 1 [mm] 22
	Mounting Bores Distance/Distanza fori di fissaggio [mm] 70
	Inner Thread/Filett int. [mm] 9
	Number of Thread Bores/N° fori filettati 1
NISSAN	


95-01-191	
	Bore Ø 1/Alesaggio-Ø 1 [mm] 21,8
	Mounting Bores Distance/Distanza fori di fissaggio [mm] 75
	Inner Thread/Filett int. [mm] 8,8
	Number of Thread Bores/N° fori filettati 1
NISSAN	


95-01-184	
	Bore Ø 1/Alesaggio-Ø 1 [mm] 22
	Mounting Bores Distance/Distanza fori di fissaggio [mm] 70
	Inner Thread/Filett int. [mm] 9
	Number of Thread Bores/N° fori filettati 1
NISSAN	

95-01-192	
	Bore Ø 1/Alesaggio-Ø 1 [mm] 22
	Mounting Bores Distance/Distanza fori di fissaggio [mm] 70
	Inner Thread/Filett int. [mm] 9
	Number of Thread Bores/N° fori filettati 1
NISSAN	

95-01-185	
	Bore Ø 1/Alesaggio-Ø 1 [mm] 22
	Mounting Bores Distance/Distanza fori di fissaggio [mm] 70
	Inner Thread/Filett int. [mm] 8,8
	Number of Thread Bores/N° fori filettati 1
NISSAN	

95-01-193	
	Bore Ø 1/Alesaggio-Ø 1 [mm] 22
	Mounting Bores Distance/Distanza fori di fissaggio [mm] 70
	Inner Thread/Filett int. [mm] 9
	Number of Thread Bores/N° fori filettati 1
NISSAN	

95-01-186	
	Bore Ø 1/Alesaggio-Ø 1 [mm] 22
	Mounting Bores Distance/Distanza fori di fissaggio [mm] 70
	Inner Thread/Filett int. [mm] 9
	Number of Thread Bores/N° fori filettati 1
NISSAN	

95-01-194	
	Bore Ø 1/Alesaggio-Ø 1 [mm] 22
	Mounting Bores Distance/Distanza fori di fissaggio [mm] 50
	Inner Thread/Filett int. [mm] 11
	Number of Thread Bores/N° fori filettati 1
NISSAN	

95-01-190	
	Bore Ø 1/Alesaggio-Ø 1 [mm] 22
	Mounting Bores Distance/Distanza fori di fissaggio [mm] 70
	Inner Thread/Filett int. [mm] 8,8
	Number of Thread Bores/N° fori filettati 1
NISSAN	

95-01-195	
	Bore Ø 1/Alesaggio-Ø 1 [mm] 22
	Mounting Bores Distance/Distanza fori di fissaggio [mm] 70
	Inner Thread/Filett int. [mm] 8,8
	Number of Thread Bores/N° fori filettati 1
NISSAN	

95-01-197	
	Bore Ø 1/Alesaggio-Ø 1 [mm]
	24
	Mounting Bores Distance/Distanza fori di fissaggio [mm]
	57
Inner Thread/Filett int. [mm]	10,8
Number of Thread Bores/N° fori filettati	1
NISSAN	

95-02-203	
	Bore Ø 1/Alesaggio-Ø 1 [mm]
	22
	Mounting Bores Distance/Distanza fori di fissaggio [mm]
	72
Inner Thread/Filett int. [mm]	8,7
Number of Thread Bores/N° fori filettati	1
TOYOTA	

95-01-199	
	Bore Ø 1/Alesaggio-Ø 1 [mm]
	22
	Mounting Bores Distance/Distanza fori di fissaggio [mm]
	70
Inner Thread/Filett int. [mm]	8,8
Number of Thread Bores/N° fori filettati	1
NISSAN	

95-02-204	
	Bore Ø 1/Alesaggio-Ø 1 [mm]
	22
	Mounting Bores Distance/Distanza fori di fissaggio [mm]
	60
Inner Thread/Filett int. [mm]	8,7
Number of Thread Bores/N° fori filettati	1
TOYOTA	

95-02-200	
	Bore Ø 1/Alesaggio-Ø 1 [mm]
	22
	Mounting Bores Distance/Distanza fori di fissaggio [mm]
	60
Inner Thread/Filett int. [mm]	8,8
Number of Thread Bores/N° fori filettati	1
TOYOTA - DAIHATSU	

95-02-205	
	Bore Ø 1/Alesaggio-Ø 1 [mm]
	22
	Mounting Bores Distance/Distanza fori di fissaggio [mm]
	60
Inner Thread/Filett int. [mm]	8,7
Number of Thread Bores/N° fori filettati	1
TOYOTA - DAIHATSU	


95-02-201	
	Bore Ø 1/Alesaggio-Ø 1 [mm]
	22
	Mounting Bores Distance/Distanza fori di fissaggio [mm]
	60
Inner Thread/Filett int. [mm]	8,8
Number of Thread Bores/N° fori filettati	1
TOYOTA	

95-02-206	
	Bore Ø 1/Alesaggio-Ø 1 [mm]
	22
	Mounting Bores Distance/Distanza fori di fissaggio [mm]
	60
Inner Thread/Filett int. [mm]	8,6
Number of Thread Bores/N° fori filettati	1
TOYOTA	


95-02-202	
	Bore Ø 1/Alesaggio-Ø 1 [mm]
	22
	Mounting Bores Distance/Distanza fori di fissaggio [mm]
	72
Inner Thread/Filett int. [mm]	9
Number of Thread Bores/N° fori filettati	1
TOYOTA	

95-02-207	
	Bore Ø 1/Alesaggio-Ø 1 [mm]
	22
	Mounting Bores Distance/Distanza fori di fissaggio [mm]
	72
Inner Thread/Filett int. [mm]	9
Number of Thread Bores/N° fori filettati	1
TOYOTA	


95-02-208	
	Bore Ø 1/Alesaggio-Ø 1 [mm]
	22,2
	Mounting Bores Distance/Distanza fori di fissaggio [mm]
	60
	Inner Thread/Filett int. [mm]
	9
	Number of Thread Bores/N° fori filettati
	1
TOYOTA	

95-02-215	
	Bore Ø 1/Alesaggio-Ø 1 [mm]
	22
	Mounting Bores Distance/Distanza fori di fissaggio [mm]
	72
	Inner Thread/Filett int. [mm]
	8,6
	Number of Thread Bores/N° fori filettati
	1
TOYOTA	


95-02-209	
	Bore Ø 1/Alesaggio-Ø 1 [mm]
	22
	Mounting Bores Distance/Distanza fori di fissaggio [mm]
	60
	Inner Thread/Filett int. [mm]
	8,8
	Number of Thread Bores/N° fori filettati
	1
TOYOTA	

95-02-221	
	Bore Ø 1/Alesaggio-Ø 1 [mm]
	22
	Mounting Bores Distance/Distanza fori di fissaggio [mm]
	72
	Inner Thread/Filett int. [mm]
	9
	Number of Thread Bores/N° fori filettati
	1
TOYOTA	

95-02-210	
	Bore Ø 1/Alesaggio-Ø 1 [mm]
	22
	Mounting Bores Distance/Distanza fori di fissaggio [mm]
	72
	Inner Thread/Filett int. [mm]
	8,8
	Number of Thread Bores/N° fori filettati
	1
TOYOTA	


95-02-227	
	Bore Ø 1/Alesaggio-Ø 1 [mm]
	22
	Mounting Bores Distance/Distanza fori di fissaggio [mm]
	72
	Inner Thread/Filett int. [mm]
	8,8
	Number of Thread Bores/N° fori filettati
	1
TOYOTA	

95-02-212	
	Bore Ø 1/Alesaggio-Ø 1 [mm]
	22
	Mounting Bores Distance/Distanza fori di fissaggio [mm]
	60
	Inner Thread/Filett int. [mm]
	8,7
	Number of Thread Bores/N° fori filettati
	1
TOYOTA	

95-02-228	
	Bore Ø 1/Alesaggio-Ø 1 [mm]
	22
	Mounting Bores Distance/Distanza fori di fissaggio [mm]
	72
	Inner Thread/Filett int. [mm]
	8,6
	Number of Thread Bores/N° fori filettati
	1
TOYOTA	


95-02-214	
	Bore Ø 1/Alesaggio-Ø 1 [mm]
	22
	Mounting Bores Distance/Distanza fori di fissaggio [mm]
	50
	Inner Thread/Filett int. [mm]
	10,5
	Number of Thread Bores/N° fori filettati
	1
TOYOTA	


95-02-231	
	Bore Ø 1/Alesaggio-Ø 1 [mm]
	22
	Mounting Bores Distance/Distanza fori di fissaggio [mm]
	72
	Inner Thread/Filett int. [mm]
	8,8
	Number of Thread Bores/N° fori filettati
	1
TOYOTA	

95-02-233	
	Bore Ø 1/Alesaggio-Ø 1 [mm]
	22
	Mounting Bores Distance/Distanza fori di fissaggio [mm]
	60
	Inner Thread/Filett int. [mm]
	9
	Number of Thread Bores/N° fori filettati
	1
TOYOTA	

95-02-238	
	Bore Ø 1/Alesaggio-Ø 1 [mm]
	22
	Mounting Bores Distance/Distanza fori di fissaggio [mm]
	72
	Inner Thread/Filett int. [mm]
	8,7
	Number of Thread Bores/N° fori filettati
	1
TOYOTA	

95-02-234	
	Bore Ø 1/Alesaggio-Ø 1 [mm]
	22
	Mounting Bores Distance/Distanza fori di fissaggio [mm]
	72
	Inner Thread/Filett int. [mm]
	8,8
	Number of Thread Bores/N° fori filettati
	1
TOYOTA	

95-02-239	
	Bore Ø 1/Alesaggio-Ø 1 [mm]
	22
	Mounting Bores Distance/Distanza fori di fissaggio [mm]
	72
	Inner Thread/Filett int. [mm]
	8,8
	Number of Thread Bores/N° fori filettati
	1
TOYOTA	


95-02-235	
	Bore Ø 1/Alesaggio-Ø 1 [mm]
	22
	Mounting Bores Distance/Distanza fori di fissaggio [mm]
	73
	Outer Thread/Filett est. [mm]
	9
	Number of Thread Bores/N° fori filettati
	1
TOYOTA	


95-02-240	
	Bore Ø 1/Alesaggio-Ø 1 [mm]
	22
	Mounting Bores Distance/Distanza fori di fissaggio [mm]
	72
	Inner Thread/Filett int. [mm]
	9
	Number of Thread Bores/N° fori filettati
	1
TOYOTA	


95-02-236	
	Bore Ø 1/Alesaggio-Ø 1 [mm]
	22
	Mounting Bores Distance/Distanza fori di fissaggio [mm]
	72
	Inner Thread/Filett int. [mm]
	8,7
	Number of Thread Bores/N° fori filettati
	1
TOYOTA	

95-02-241	
	Bore Ø 1/Alesaggio-Ø 1 [mm]
	22
	Mounting Bores Distance/Distanza fori di fissaggio [mm]
	73
	Inner Thread/Filett int. [mm]
	9
	Number of Thread Bores/N° fori filettati
	1
TOYOTA	


95-02-237	
	Bore Ø 1/Alesaggio-Ø 1 [mm]
	22
	Mounting Bores Distance/Distanza fori di fissaggio [mm]
	72
	Inner Thread/Filett int. [mm]
	8,8
	Number of Thread Bores/N° fori filettati
	1
TOYOTA	


95-02-242	
	Bore Ø 1/Alesaggio-Ø 1 [mm]
	22
	Mounting Bores Distance/Distanza fori di fissaggio [mm]
	72
	Inner Thread/Filett int. [mm]
	9
	Number of Thread Bores/N° fori filettati
	1
TOYOTA	

95-02-244	
	Bore Ø 1/Alesaggio-Ø 1 [mm]
	22
	Mounting Bores Distance/Distanza fori di fissaggio [mm]
	72
	Inner Thread/Filett int. [mm]
	9
	Number of Thread Bores/N° fori filettati
	1
TOYOTA	

95-02-251	
	Bore Ø 1/Alesaggio-Ø 1 [mm]
	22
	Mounting Bores Distance/Distanza fori di fissaggio [mm]
	72
	Inner Thread/Filett int. [mm]
	9
	Number of Thread Bores/N° fori filettati
	1
TOYOTA	


95-02-245	
	Bore Ø 1/Alesaggio-Ø 1 [mm]
	22
	Mounting Bores Distance/Distanza fori di fissaggio [mm]
	50
	Inner Thread/Filett int. [mm]
	11
	Number of Thread Bores/N° fori filettati
	1
TOYOTA	

95-02-252	
	Bore Ø 1/Alesaggio-Ø 1 [mm]
	22
	Mounting Bores Distance/Distanza fori di fissaggio [mm]
	73
	Inner Thread/Filett int. [mm]
	9
	Number of Thread Bores/N° fori filettati
	1
TOYOTA	

95-02-247	
	Bore Ø 1/Alesaggio-Ø 1 [mm]
	22
	Mounting Bores Distance/Distanza fori di fissaggio [mm]
	73
	Inner Thread/Filett int. [mm]
	9
	Number of Thread Bores/N° fori filettati
	1
TOYOTA	


95-02-253	
	Bore Ø 1/Alesaggio-Ø 1 [mm]
	22
	Mounting Bores Distance/Distanza fori di fissaggio [mm]
	50
	Inner Thread/Filett int. [mm]
	11
	Number of Thread Bores/N° fori filettati
	1
TOYOTA	


95-02-248	
	Bore Ø 1/Alesaggio-Ø 1 [mm]
	22
	Mounting Bores Distance/Distanza fori di fissaggio [mm]
	72
	Inner Thread/Filett int. [mm]
	9
	Number of Thread Bores/N° fori filettati
	1
TOYOTA	

95-02-254	
	Bore Ø 1/Alesaggio-Ø 1 [mm]
	22
	Mounting Bores Distance/Distanza fori di fissaggio [mm]
	50
	Inner Thread/Filett int. [mm]
	11
	Number of Thread Bores/N° fori filettati
	1
TOYOTA	


95-02-249	
	Bore Ø 1/Alesaggio-Ø 1 [mm]
	25
	Mounting Bores Distance/Distanza fori di fissaggio [mm]
	72
	Inner Thread/Filett int. [mm]
	9
	Number of Thread Bores/N° fori filettati
	1
TOYOTA	


95-02-255	
	Bore Ø 1/Alesaggio-Ø 1 [mm]
	22
	Mounting Bores Distance/Distanza fori di fissaggio [mm]
	72
	Inner Thread/Filett int. [mm]
	11
	Number of Thread Bores/N° fori filettati
	1
TOYOTA	

95-02-256	
	Bore Ø 1/Alesaggio-Ø 1 [mm] 22
	Mounting Bores Distance/Distanza fori di fissaggio [mm] 73
	Inner Thread/Filett int. [mm] 11
	Number of Thread Bores/N° fori filettati 1
TOYOTA	

95-02-261	
	Bore Ø 1/Alesaggio-Ø 1 [mm] 22
	Mounting Bores Distance/Distanza fori di fissaggio [mm] 72
	Inner Thread/Filett int. [mm] 9
	Number of Thread Bores/N° fori filettati 1
TOYOTA	

95-02-257	
	Bore Ø 1/Alesaggio-Ø 1 [mm] 22
	Mounting Bores Distance/Distanza fori di fissaggio [mm] 72
	Inner Thread/Filett int. [mm] 9
	Number of Thread Bores/N° fori filettati 1
TOYOTA	


95-02-265	
	Bore Ø 1/Alesaggio-Ø 1 [mm] 24
	Mounting Bores Distance/Distanza fori di fissaggio [mm] 72
	Inner Thread/Filett int. [mm] 8,8
	Number of Thread Bores/N° fori filettati 1
TOYOTA	

95-02-258	
	Bore Ø 1/Alesaggio-Ø 1 [mm] 22
	Mounting Bores Distance/Distanza fori di fissaggio [mm] 72
	Inner Thread/Filett int. [mm] 9
	Number of Thread Bores/N° fori filettati 1
TOYOTA	

95-02-266	
	Bore Ø 1/Alesaggio-Ø 1 [mm] 22
	Mounting Bores Distance/Distanza fori di fissaggio [mm] 72
	Inner Thread/Filett int. [mm] 9
	Number of Thread Bores/N° fori filettati 1
TOYOTA	


95-02-259	
	Bore Ø 1/Alesaggio-Ø 1 [mm] 22
	Mounting Bores Distance/Distanza fori di fissaggio [mm] 72
	Inner Thread/Filett int. [mm] 9
	Number of Thread Bores/N° fori filettati 1
TOYOTA	

95-02-267	
	Bore Ø 1/Alesaggio-Ø 1 [mm] 22
	Mounting Bores Distance/Distanza fori di fissaggio [mm] 73
	Inner Thread/Filett int. [mm] 11
	Number of Thread Bores/N° fori filettati 1
TOYOTA	

95-02-260	
	Bore Ø 1/Alesaggio-Ø 1 [mm] 22
	Mounting Bores Distance/Distanza fori di fissaggio [mm] 72
	Inner Thread/Filett int. [mm] 9
	Number of Thread Bores/N° fori filettati 1
TOYOTA	

95-02-268	
	Bore Ø 1/Alesaggio-Ø 1 [mm] 21,7
	Mounting Bores Distance/Distanza fori di fissaggio [mm] 72
	Inner Thread/Filett int. [mm] 11
	Number of Thread Bores/N° fori filettati 1
TOYOTA	

95-02-269	
	Bore Ø 1/Alesaggio-Ø 1 [mm]
	22
	Mounting Bores Distance/Distanza fori di fissaggio [mm]
	60
	Inner Thread/Filett int. [mm]
	8,8
	Number of Thread Bores/N° fori filettati
	1
TOYOTA	

95-02-274	
	Bore Ø 1/Alesaggio-Ø 1 [mm]
	25,3
	Mounting Bores Distance/Distanza fori di fissaggio [mm]
	72
	Inner Thread/Filett int. [mm]
	8,8
	Number of Thread Bores/N° fori filettati
	1
TOYOTA	

95-02-270	
	Bore Ø 1/Alesaggio-Ø 1 [mm]
	22
	Mounting Bores Distance/Distanza fori di fissaggio [mm]
	72
	Inner Thread/Filett int. [mm]
	8,8
	Number of Thread Bores/N° fori filettati
	1
VW	

95-02-275	
	Bore Ø 1/Alesaggio-Ø 1 [mm]
	25
	Mounting Bores Distance/Distanza fori di fissaggio [mm]
	72
	Inner Thread/Filett int. [mm]
	8,8
	Number of Thread Bores/N° fori filettati
	1
TOYOTA	

95-02-271	
	Bore Ø 1/Alesaggio-Ø 1 [mm]
	22
	Mounting Bores Distance/Distanza fori di fissaggio [mm]
	72
	Inner Thread/Filett int. [mm]
	9
	Number of Thread Bores/N° fori filettati
	1


95-02-276	
	Bore Ø 1/Alesaggio-Ø 1 [mm]
	22
	Mounting Bores Distance/Distanza fori di fissaggio [mm]
	72
	Inner Thread/Filett int. [mm]
	8,8
	Number of Thread Bores/N° fori filettati
	1
TOYOTA	

95-02-272	
	Bore Ø 1/Alesaggio-Ø 1 [mm]
	22
	Mounting Bores Distance/Distanza fori di fissaggio [mm]
	72
	Inner Thread/Filett int. [mm]
	8,8
	Number of Thread Bores/N° fori filettati
	1
TOYOTA	

95-02-277	
	Bore Ø 1/Alesaggio-Ø 1 [mm]
	22
	Mounting Bores Distance/Distanza fori di fissaggio [mm]
	72
	Inner Thread/Filett int. [mm]
	9
	Number of Thread Bores/N° fori filettati
	1
TOYOTA	


95-02-273	
	Bore Ø 1/Alesaggio-Ø 1 [mm]
	22
	Mounting Bores Distance/Distanza fori di fissaggio [mm]
	72
	Inner Thread/Filett int. [mm]
	9
	Number of Thread Bores/N° fori filettati
	1
TOYOTA	

95-02-278	
	Bore Ø 1/Alesaggio-Ø 1 [mm]
	24
	Mounting Bores Distance/Distanza fori di fissaggio [mm]
	72
	Inner Thread/Filett int. [mm]
	8,8
	Number of Thread Bores/N° fori filettati
	1
TOYOTA	

95-02-279	
	Bore Ø 1/Alesaggio-Ø 1 [mm]
	23,8
	Mounting Bores Distance/Distanza fori di fissaggio [mm]
	52
	Inner Thread/Filett int. [mm]
	8,8
	Number of Thread Bores/N° fori filettati
	1
TOYOTA	

95-02-284	
	Bore Ø 1/Alesaggio-Ø 1 [mm]
	22
	Mounting Bores Distance/Distanza fori di fissaggio [mm]
	50
	Inner Thread/Filett int. [mm]
	11
	Number of Thread Bores/N° fori filettati
	1
TOYOTA	

95-02-280	
	Bore Ø 1/Alesaggio-Ø 1 [mm]
	22
	Mounting Bores Distance/Distanza fori di fissaggio [mm]
	72
	Inner Thread/Filett int. [mm]
	8,8
	Number of Thread Bores/N° fori filettati
	1
TOYOTA	

95-02-285	
	Bore Ø 1/Alesaggio-Ø 1 [mm]
	22
	Mounting Bores Distance/Distanza fori di fissaggio [mm]
	72
	Inner Thread/Filett int. [mm]
	8,8
	Number of Thread Bores/N° fori filettati
	1
TOYOTA	

95-02-281	
	Bore Ø 1/Alesaggio-Ø 1 [mm]
	22
	Mounting Bores Distance/Distanza fori di fissaggio [mm]
	72
	Inner Thread/Filett int. [mm]
	8,8
	Number of Thread Bores/N° fori filettati
	1
TOYOTA	

95-02-287	
	Bore Ø 1/Alesaggio-Ø 1 [mm]
	22
	Mounting Bores Distance/Distanza fori di fissaggio [mm]
	80
	Inner Thread/Filett int. [mm]
	8,8
	Number of Thread Bores/N° fori filettati
	1
TOYOTA	

95-02-282	
	Bore Ø 1/Alesaggio-Ø 1 [mm]
	22
	Mounting Bores Distance/Distanza fori di fissaggio [mm]
	50
	Inner Thread/Filett int. [mm]
	11
	Number of Thread Bores/N° fori filettati
	1
TOYOTA	

95-02-288	
	Bore Ø 1/Alesaggio-Ø 1 [mm]
	22
	Mounting Bores Distance/Distanza fori di fissaggio [mm]
	73
	Inner Thread/Filett int. [mm]
	9
	Number of Thread Bores/N° fori filettati
	1
TOYOTA	


95-02-283	
	Bore Ø 1/Alesaggio-Ø 1 [mm]
	22
	Mounting Bores Distance/Distanza fori di fissaggio [mm]
	50
	Inner Thread/Filett int. [mm]
	10,8
	Number of Thread Bores/N° fori filettati
	1
TOYOTA	

95-02-289	
	Bore Ø 1/Alesaggio-Ø 1 [mm]
	22
	Mounting Bores Distance/Distanza fori di fissaggio [mm]
	65
	Inner Thread/Filett int. [mm]
	8,6
	Number of Thread Bores/N° fori filettati
	1
TOYOTA	

95-02-290	
	Bore Ø 1/Alesaggio-Ø 1 [mm]
	22
	Mounting Bores Distance/Distanza fori di fissaggio [mm]
	72
	Inner Thread/Filett int. [mm]
	8,8
	Number of Thread Bores/N° fori filettati
	1
TOYOTA	

95-02-296	
	Bore Ø 1/Alesaggio-Ø 1 [mm]
	22
	Mounting Bores Distance/Distanza fori di fissaggio [mm]
	72
	Inner Thread/Filett int. [mm]
	8,7
	Number of Thread Bores/N° fori filettati
	1
TOYOTA	

95-02-291	
	Bore Ø 1/Alesaggio-Ø 1 [mm]
	22
	Mounting Bores Distance/Distanza fori di fissaggio [mm]
	72
	Inner Thread/Filett int. [mm]
	8,7
	Number of Thread Bores/N° fori filettati
	1
TOYOTA	


95-02-297	
	Bore Ø 1/Alesaggio-Ø 1 [mm]
	22
	Mounting Bores Distance/Distanza fori di fissaggio [mm]
	52
	Inner Thread/Filett int. [mm]
	9
	Number of Thread Bores/N° fori filettati
	1
TOYOTA	

95-02-292	
	Bore Ø 1/Alesaggio-Ø 1 [mm]
	22
	Mounting Bores Distance/Distanza fori di fissaggio [mm]
	72
	Inner Thread/Filett int. [mm]
	8,8
	Number of Thread Bores/N° fori filettati
	1
TOYOTA	

95-02-299	
	Bore Ø 1/Alesaggio-Ø 1 [mm]
	22
	Mounting Bores Distance/Distanza fori di fissaggio [mm]
	72
	Inner Thread/Filett int. [mm]
	9
	Number of Thread Bores/N° fori filettati
	1
TOYOTA	


95-02-294	
	Bore Ø 1/Alesaggio-Ø 1 [mm]
	22
	Mounting Bores Distance/Distanza fori di fissaggio [mm]
	72
	Inner Thread/Filett int. [mm]
	8,7
	Number of Thread Bores/N° fori filettati
	1
TOYOTA	

95-03-300	
	Bore Ø 1/Alesaggio-Ø 1 [mm]
	22
	Mounting Bores Distance/Distanza fori di fissaggio [mm]
	60
	Inner Thread/Filett int. [mm]
	8,4
	Number of Thread Bores/N° fori filettati
	1
MAZDA	

95-02-295	
	Bore Ø 1/Alesaggio-Ø 1 [mm]
	22
	Mounting Bores Distance/Distanza fori di fissaggio [mm]
	72
	Inner Thread/Filett int. [mm]
	8,8
	Number of Thread Bores/N° fori filettati
	1
TOYOTA	

95-03-301	
	Bore Ø 1/Alesaggio-Ø 1 [mm]
	22
	Mounting Bores Distance/Distanza fori di fissaggio [mm]
	60
	Inner Thread/Filett int. [mm]
	8,6
	Number of Thread Bores/N° fori filettati
	1
MAZDA	



95-03-302	
	Bore Ø 1/Alesaggio-Ø 1 [mm]
	22
	Mounting Bores Distance/Distanza fori di fissaggio [mm]
	60
	Inner Thread/Filett int. [mm]
	8,7
	Number of Thread Bores/N° fori filettati
	1
MAZDA	

95-03-310	
	Bore Ø 1/Alesaggio-Ø 1 [mm]
	22
	Mounting Bores Distance/Distanza fori di fissaggio [mm]
	60
	Inner Thread/Filett int. [mm]
	8,8
	Number of Thread Bores/N° fori filettati
	1
MAZDA	

95-03-303	
	Bore Ø 1/Alesaggio-Ø 1 [mm]
	22
	Mounting Bores Distance/Distanza fori di fissaggio [mm]
	60
	Inner Thread/Filett int. [mm]
	8,5
	Number of Thread Bores/N° fori filettati
	1
MAZDA	

95-03-312	
	Bore Ø 1/Alesaggio-Ø 1 [mm]
	22
	Mounting Bores Distance/Distanza fori di fissaggio [mm]
	60
	Inner Thread/Filett int. [mm]
	8,8
	Number of Thread Bores/N° fori filettati
	1
MAZDA	


95-03-305	
	Bore Ø 1/Alesaggio-Ø 1 [mm]
	22
	Mounting Bores Distance/Distanza fori di fissaggio [mm]
	60
	Inner Thread/Filett int. [mm]
	8,5
	Number of Thread Bores/N° fori filettati
	1
MAZDA	

95-03-314	
	Bore Ø 1/Alesaggio-Ø 1 [mm]
	22
	Mounting Bores Distance/Distanza fori di fissaggio [mm]
	60
	Inner Thread/Filett int. [mm]
	8,8
	Number of Thread Bores/N° fori filettati
	1
MAZDA	

95-03-306	
	Bore Ø 1/Alesaggio-Ø 1 [mm]
	22
	Mounting Bores Distance/Distanza fori di fissaggio [mm]
	60
	Inner Thread/Filett int. [mm]
	8,6
	Number of Thread Bores/N° fori filettati
	1
MAZDA	

95-03-320	
	Bore Ø 1/Alesaggio-Ø 1 [mm]
	18
	Mounting Bores Distance/Distanza fori di fissaggio [mm]
	60
	Inner Thread/Filett int. [mm]
	9
	Number of Thread Bores/N° fori filettati
	1
MAZDA	

95-03-308	
	Bore Ø 1/Alesaggio-Ø 1 [mm]
	22
	Mounting Bores Distance/Distanza fori di fissaggio [mm]
	60
	Inner Thread/Filett int. [mm]
	8,5
	Number of Thread Bores/N° fori filettati
	1
MAZDA	

95-03-322	
	Bore Ø 1/Alesaggio-Ø 1 [mm]
	18
	Mounting Bores Distance/Distanza fori di fissaggio [mm]
	60
	Inner Thread/Filett int. [mm]
	9
	Number of Thread Bores/N° fori filettati
	1
MAZDA	

95-03-323	
	Bore Ø 1/Alesaggio-Ø 1 [mm]
	18
	Mounting Bores Distance/Distanza fori di fissaggio [mm]
	61
	Inner Thread/Filett int. [mm]
	9
	Number of Thread Bores/N° fori filettati
	1
MAZDA	

95-03-331	
	Bore Ø 1/Alesaggio-Ø 1 [mm]
	18
	Mounting Bores Distance/Distanza fori di fissaggio [mm]
	61
	Inner Thread/Filett int. [mm]
	9
	Number of Thread Bores/N° fori filettati
	1
MAZDA	

95-03-326	
	Bore Ø 1/Alesaggio-Ø 1 [mm]
	18
	Mounting Bores Distance/Distanza fori di fissaggio [mm]
	60
	Inner Thread/Filett int. [mm]
	9
	Number of Thread Bores/N° fori filettati
	1
MAZDA	

95-03-332	
	Bore Ø 1/Alesaggio-Ø 1 [mm]
	18
	Mounting Bores Distance/Distanza fori di fissaggio [mm]
	61
	Inner Thread/Filett int. [mm]
	9
	Number of Thread Bores/N° fori filettati
	1
MAZDA	

95-03-328	
	Bore Ø 1/Alesaggio-Ø 1 [mm]
	18
	Mounting Bores Distance/Distanza fori di fissaggio [mm]
	64
	Inner Thread/Filett int. [mm]
	9
	Number of Thread Bores/N° fori filettati
	1
MAZDA	

95-03-334	
	Bore Ø 1/Alesaggio-Ø 1 [mm]
	18
	Mounting Bores Distance/Distanza fori di fissaggio [mm]
	61
	Inner Thread/Filett int. [mm]
	9
	Number of Thread Bores/N° fori filettati
	1
MAZDA	

95-03-329	
	Bore Ø 1/Alesaggio-Ø 1 [mm]
	18
	Mounting Bores Distance/Distanza fori di fissaggio [mm]
	60
	Inner Thread/Filett int. [mm]
	9
	Number of Thread Bores/N° fori filettati
	1
MAZDA	

95-03-335	
	Bore Ø 1/Alesaggio-Ø 1 [mm]
	18
	Mounting Bores Distance/Distanza fori di fissaggio [mm]
	61
	Inner Thread/Filett int. [mm]
	9
	Number of Thread Bores/N° fori filettati
	1
MAZDA	

95-03-330	
	Bore Ø 1/Alesaggio-Ø 1 [mm]
	18
	Mounting Bores Distance/Distanza fori di fissaggio [mm]
	61
	Inner Thread/Filett int. [mm]
	9
	Number of Thread Bores/N° fori filettati
	1
MAZDA	

95-03-389	
	Bore Ø 1/Alesaggio-Ø 1 [mm]
	22
	Mounting Bores Distance/Distanza fori di fissaggio [mm]
	60
	Inner Thread/Filett int. [mm]
	8,5
	Number of Thread Bores/N° fori filettati
	1
MAZDA	

95-03-390	
	Bore Ø 1/Alesaggio-Ø 1 [mm]
	21,5
	Mounting Bores Distance/Distanza fori di fissaggio [mm]
	60
	Inner Thread/Filett int. [mm]
	9
	Number of Thread Bores/N° fori filettati
	1
ASIA MOTORS - MAZDA	

95-03-395	
	Bore Ø 1/Alesaggio-Ø 1 [mm]
	18
	Mounting Bores Distance/Distanza fori di fissaggio [mm]
	60
	Inner Thread/Filett int. [mm]
	8,8
	Number of Thread Bores/N° fori filettati
	1
MAZDA	

95-03-391	
	Bore Ø 1/Alesaggio-Ø 1 [mm]
	18
	Mounting Bores Distance/Distanza fori di fissaggio [mm]
	60
	Inner Thread/Filett int. [mm]
	8,8
	Number of Thread Bores/N° fori filettati
	1
MAZDA	

95-03-396	
	Bore Ø 1/Alesaggio-Ø 1 [mm]
	18
	Mounting Bores Distance/Distanza fori di fissaggio [mm]
	60
	Inner Thread/Filett int. [mm]
	9
	Number of Thread Bores/N° fori filettati
	1
MAZDA	

95-03-392	
	Bore Ø 1/Alesaggio-Ø 1 [mm]
	18
	Mounting Bores Distance/Distanza fori di fissaggio [mm]
	60
	Inner Thread/Filett int. [mm]
	8,7
	Number of Thread Bores/N° fori filettati
	1
MAZDA	

95-03-397	
	Bore Ø 1/Alesaggio-Ø 1 [mm]
	18
	Mounting Bores Distance/Distanza fori di fissaggio [mm]
	60
	Inner Thread/Filett int. [mm]
	8,8
	Number of Thread Bores/N° fori filettati
	1
MAZDA	


95-03-393	
	Bore Ø 1/Alesaggio-Ø 1 [mm]
	18
	Mounting Bores Distance/Distanza fori di fissaggio [mm]
	60
	Inner Thread/Filett int. [mm]
	8,5
	Number of Thread Bores/N° fori filettati
	1
MAZDA	

95-03-398	
	Bore Ø 1/Alesaggio-Ø 1 [mm]
	18
	Mounting Bores Distance/Distanza fori di fissaggio [mm]
	60
	Inner Thread/Filett int. [mm]
	8,7
	Number of Thread Bores/N° fori filettati
	1
MAZDA	


95-03-394	
	Bore Ø 1/Alesaggio-Ø 1 [mm]
	18
	Mounting Bores Distance/Distanza fori di fissaggio [mm]
	60
	Inner Thread/Filett int. [mm]
	8,8
	Number of Thread Bores/N° fori filettati
	1
MAZDA	

95-03-399	
	Bore Ø 1/Alesaggio-Ø 1 [mm]
	18
	Mounting Bores Distance/Distanza fori di fissaggio [mm]
	60
	Inner Thread/Filett int. [mm]
	8,8
	Number of Thread Bores/N° fori filettati
	1
MAZDA	

95-04-400		
	Bore Ø 1/Alesaggio-Ø 1 [mm]	22
	Mounting Bores Distance/Distanza fori di fissaggio [mm]	53
	Inner Thread/Filett int. [mm]	8,8
	Number of Thread Bores/N° fori filettati	1
HONDA		

95-04-405		
	Bore Ø 1/Alesaggio-Ø 1 [mm]	22
	Mounting Bores Distance/Distanza fori di fissaggio [mm]	77
	HONDA	


95-04-401		
	Bore Ø 1/Alesaggio-Ø 1 [mm]	23
	Mounting Bores Distance/Distanza fori di fissaggio [mm]	45
	Inner Thread/Filett int. [mm]	8,8 10,8
	Number of Thread Bores/N° fori filettati	2
HONDA		

95-04-406		
	Bore Ø 1/Alesaggio-Ø 1 [mm]	23
	Mounting Bores Distance/Distanza fori di fissaggio [mm]	80
	Inner Thread/Filett int. [mm]	11
	Number of Thread Bores/N° fori filettati	1
HONDA		

95-04-402		
	Bore Ø 1/Alesaggio-Ø 1 [mm]	22
	Mounting Bores Distance/Distanza fori di fissaggio [mm]	80
	Inner Thread/Filett int. [mm]	11
	Number of Thread Bores/N° fori filettati	1
HONDA		


95-04-407		
	Bore Ø 1/Alesaggio-Ø 1 [mm]	23
	Mounting Bores Distance/Distanza fori di fissaggio [mm]	81
	Inner Thread/Filett int. [mm]	9
	Number of Thread Bores/N° fori filettati	1
HONDA		

95-04-403		
	Bore Ø 1/Alesaggio-Ø 1 [mm]	22
	Mounting Bores Distance/Distanza fori di fissaggio [mm]	81
	Number of Holes/N° fori	1
HONDA		

95-04-408		
	Bore Ø 1/Alesaggio-Ø 1 [mm]	23
	Mounting Bores Distance/Distanza fori di fissaggio [mm]	81
	Inner Thread/Filett int. [mm]	9
	Number of Thread Bores/N° fori filettati	1
HONDA		


95-04-404		
	Bore Ø 1/Alesaggio-Ø 1 [mm]	23
	Mounting Bores Distance/Distanza fori di fissaggio [mm]	81
	Inner Thread/Filett int. [mm]	13
	Number of Thread Bores/N° fori filettati	1
HONDA		

95-04-409	
	
HONDA	

95-04-410	
	Bore Ø 1/Alesaggio-Ø 1 [mm] 23
	Mounting Bores Distance/Distanza fori di fissaggio [mm] 80
	Inner Thread/Filett int. [mm] 11
	Number of Thread Bores/N° fori filettati 1
HONDA	

95-04-415	
	Bore Ø 1/Alesaggio-Ø 1 [mm] 23
	Mounting Bores Distance/Distanza fori di fissaggio [mm] 82
	Inner Thread/Filett int. [mm] 12,5
	Number of Thread Bores/N° fori filettati 1
HONDA	


95-04-411	
	Bore Ø 1/Alesaggio-Ø 1 [mm] 23
	Mounting Bores Distance/Distanza fori di fissaggio [mm] 81
	Inner Thread/Filett int. [mm] 11
	Number of Thread Bores/N° fori filettati 1
HONDA	

95-04-417	
	Bore Ø 1/Alesaggio-Ø 1 [mm] 24
	Mounting Bores Distance/Distanza fori di fissaggio [mm] 80
	Inner Thread/Filett int. [mm] 11
HONDA	

95-04-412	
	Bore Ø 1/Alesaggio-Ø 1 [mm] 23
	Mounting Bores Distance/Distanza fori di fissaggio [mm] 81
	Inner Thread/Filett int. [mm] 11
	Number of Thread Bores/N° fori filettati 1
HONDA	

95-04-418	
	Bore Ø 1/Alesaggio-Ø 1 [mm] 23
	Mounting Bores Distance/Distanza fori di fissaggio [mm] 76
HONDA	

95-04-413	
	Bore Ø 1/Alesaggio-Ø 1 [mm] 23
	Mounting Bores Distance/Distanza fori di fissaggio [mm] 82
	Inner Thread/Filett int. [mm] 9
	Number of Thread Bores/N° fori filettati 1
HONDA	

95-04-419	
	Bore Ø 1/Alesaggio-Ø 1 [mm] 22
	Mounting Bores Distance/Distanza fori di fissaggio [mm] 80
	Inner Thread/Filett int. [mm] 9
	Number of Thread Bores/N° fori filettati 1
HONDA	

95-04-414	
	Bore Ø 1/Alesaggio-Ø 1 [mm] 23
	Mounting Bores Distance/Distanza fori di fissaggio [mm] 80
	Inner Thread/Filett int. [mm] 11
	Number of Thread Bores/N° fori filettati 1
HONDA	

95-04-499	
	Bore Ø 1/Alesaggio-Ø 1 [mm] 22
	Mounting Bores Distance/Distanza fori di fissaggio [mm] 80
	Inner Thread/Filett int. [mm] 8,8
	Number of Thread Bores/N° fori filettati 1
HONDA	

95-05-500	
	Bore Ø 1/Alesaggio-Ø 1 [mm] 22
	Mounting Bores Distance/Distanza fori di fissaggio [mm] 65
	Inner Thread/Filett int. [mm] 9
	Number of Thread Bores/N° fori filettati 1
MITSUBISHI	

95-05-506	
	Bore Ø 1/Alesaggio-Ø 1 [mm] 22
	Mounting Bores Distance/Distanza fori di fissaggio [mm] 91
	Inner Thread/Filett int. [mm] 9
	Number of Thread Bores/N° fori filettati 1
MITSUBISHI	

95-05-501	
	Bore Ø 1/Alesaggio-Ø 1 [mm] 22
	Mounting Bores Distance/Distanza fori di fissaggio [mm] 65
	Inner Thread/Filett int. [mm] 9
	Number of Thread Bores/N° fori filettati 1
MITSUBISHI	

95-05-507	
	Bore Ø 1/Alesaggio-Ø 1 [mm] 21,5
	Mounting Bores Distance/Distanza fori di fissaggio [mm] 55
	Inner Thread/Filett int. [mm] 9
	Number of Thread Bores/N° fori filettati 1
MITSUBISHI	

95-05-502	
	Bore Ø 1/Alesaggio-Ø 1 [mm] 22
	Mounting Bores Distance/Distanza fori di fissaggio [mm] 56
	Inner Thread/Filett int. [mm] 9
	Number of Thread Bores/N° fori filettati 1
MITSUBISHI	

95-05-508	
	Bore Ø 1/Alesaggio-Ø 1 [mm] 22
	Mounting Bores Distance/Distanza fori di fissaggio [mm] 55
	Inner Thread/Filett int. [mm] 9
	Number of Thread Bores/N° fori filettati 1
MITSUBISHI	

95-05-503	
	Bore Ø 1/Alesaggio-Ø 1 [mm] 22
	Mounting Bores Distance/Distanza fori di fissaggio [mm] 65
	Inner Thread/Filett int. [mm] 9
	Number of Thread Bores/N° fori filettati 1
MITSUBISHI	

95-05-509	
	Bore Ø 1/Alesaggio-Ø 1 [mm] 22
	Mounting Bores Distance/Distanza fori di fissaggio [mm] 55
	Inner Thread/Filett int. [mm] 9
	Number of Thread Bores/N° fori filettati 1
MITSUBISHI	

95-05-504	
	Bore Ø 1/Alesaggio-Ø 1 [mm] 22
	Mounting Bores Distance/Distanza fori di fissaggio [mm] 55
	Inner Thread/Filett int. [mm] 9
	Number of Thread Bores/N° fori filettati 1
MITSUBISHI	

95-05-510	
	Bore Ø 1/Alesaggio-Ø 1 [mm] 22
	Mounting Bores Distance/Distanza fori di fissaggio [mm] 65
	Inner Thread/Filett int. [mm] 11
	Number of Thread Bores/N° fori filettati 1
MITSUBISHI	

95-05-511		
	Bore Ø 1/Alesaggio-Ø 1 [mm]	22
	Mounting Bores Distance/Distanza fori di fissaggio [mm]	65
	Inner Thread/Filett int. [mm]	9
	Number of Thread Bores/N° fori filettati	1
	MITSUBISHI	

95-05-579		
	Bore Ø 1/Alesaggio-Ø 1 [mm]	22
	Mounting Bores Distance/Distanza fori di fissaggio [mm]	55
	Inner Thread/Filett int. [mm]	8,8
	Number of Thread Bores/N° fori filettati	1
	SHUANGHUAN AUTO - MITSUBISHI	

95-05-512		
	Bore Ø 1/Alesaggio-Ø 1 [mm]	22
	Mounting Bores Distance/Distanza fori di fissaggio [mm]	55
	Inner Thread/Filett int. [mm]	9
	Number of Thread Bores/N° fori filettati	1
	MITSUBISHI	

95-05-580		
	Bore Ø 1/Alesaggio-Ø 1 [mm]	22
	Mounting Bores Distance/Distanza fori di fissaggio [mm]	55
	Inner Thread/Filett int. [mm]	9
	Number of Thread Bores/N° fori filettati	1

95-05-513		
	Bore Ø 1/Alesaggio-Ø 1 [mm]	22
	Mounting Bores Distance/Distanza fori di fissaggio [mm]	61
	Inner Thread/Filett int. [mm]	9
	Number of Thread Bores/N° fori filettati	1
	MITSUBISHI	

95-05-581		
	Bore Ø 1/Alesaggio-Ø 1 [mm]	22
	Mounting Bores Distance/Distanza fori di fissaggio [mm]	55
	Inner Thread/Filett int. [mm]	8,8
	Number of Thread Bores/N° fori filettati	1
	HYUNDAI	

95-05-527		
	Bore Ø 1/Alesaggio-Ø 1 [mm]	22
	Mounting Bores Distance/Distanza fori di fissaggio [mm]	55
	Inner Thread/Filett int. [mm]	8,8
	Number of Thread Bores/N° fori filettati	1
	MITSUBISHI	

95-05-585		
	Bore Ø 1/Alesaggio-Ø 1 [mm]	22
	Mounting Bores Distance/Distanza fori di fissaggio [mm]	91
	Inner Thread/Filett int. [mm]	8,8
	Number of Thread Bores/N° fori filettati	1
	HYUNDAI	

95-05-578		
	Bore Ø 1/Alesaggio-Ø 1 [mm]	22
	Mounting Bores Distance/Distanza fori di fissaggio [mm]	55
	Inner Thread/Filett int. [mm]	10,7
	Number of Thread Bores/N° fori filettati	1
	MITSUBISHI	


95-05-587		
	Bore Ø 1/Alesaggio-Ø 1 [mm]	22
	Mounting Bores Distance/Distanza fori di fissaggio [mm]	65
	Inner Thread/Filett int. [mm]	8,8
	Number of Thread Bores/N° fori filettati	1
	HYUNDAI	

95-05-589	
	Bore Ø 1/Alesaggio-Ø 1 [mm]
	22
	Mounting Bores Distance/Distanza fori di fissaggio [mm]
	64
	Inner Thread/Filett int. [mm]
	8,8
	Number of Thread Bores/N° fori filettati
	1
HYUNDAI	

95-05-596	
	Bore Ø 1/Alesaggio-Ø 1 [mm]
	22
	Mounting Bores Distance/Distanza fori di fissaggio [mm]
	65
	Inner Thread/Filett int. [mm]
	9
	Number of Thread Bores/N° fori filettati
	1
MITSUBISHI	

95-05-591	
	Bore Ø 1/Alesaggio-Ø 1 [mm]
	22
	Mounting Bores Distance/Distanza fori di fissaggio [mm]
	55
	Inner Thread/Filett int. [mm]
	9
	Number of Thread Bores/N° fori filettati
	1
MITSUBISHI	

95-05-597	
	Bore Ø 1/Alesaggio-Ø 1 [mm]
	22
	Mounting Bores Distance/Distanza fori di fissaggio [mm]
	65
	Inner Thread/Filett int. [mm]
	9
	Number of Thread Bores/N° fori filettati
	1
MITSUBISHI	

95-05-592	
	Bore Ø 1/Alesaggio-Ø 1 [mm]
	22
	Mounting Bores Distance/Distanza fori di fissaggio [mm]
	91
	Inner Thread/Filett int. [mm]
	8,7
	Number of Thread Bores/N° fori filettati
	1
MITSUBISHI	

95-05-598	
	Bore Ø 1/Alesaggio-Ø 1 [mm]
	22
	Mounting Bores Distance/Distanza fori di fissaggio [mm]
	65
	Inner Thread/Filett int. [mm]
	8,8
	Number of Thread Bores/N° fori filettati
	1
MITSUBISHI	


95-05-594	
	Bore Ø 1/Alesaggio-Ø 1 [mm]
	22
	Mounting Bores Distance/Distanza fori di fissaggio [mm]
	65
	Inner Thread/Filett int. [mm]
	9
	Number of Thread Bores/N° fori filettati
	1
MITSUBISHI	

95-05-599	
	Bore Ø 1/Alesaggio-Ø 1 [mm]
	22
	Mounting Bores Distance/Distanza fori di fissaggio [mm]
	64
	Inner Thread/Filett int. [mm]
	8,8
	Number of Thread Bores/N° fori filettati
	1
MITSUBISHI	

95-05-595	
	Bore Ø 1/Alesaggio-Ø 1 [mm]
	22
	Mounting Bores Distance/Distanza fori di fissaggio [mm]
	56
	Inner Thread/Filett int. [mm]
	8,8
	Number of Thread Bores/N° fori filettati
	1
MITSUBISHI	

95-07-700	
	Bore Ø 1/Alesaggio-Ø 1 [mm]
	22
	Mounting Bores Distance/Distanza fori di fissaggio [mm]
	70
	Inner Thread/Filett int. [mm]
	9
	Number of Thread Bores/N° fori filettati
	1
SUBARU	

95-07-701	
	Bore Ø 1/Alesaggio-Ø 1 [mm]
	22
	Mounting Bores Distance/Distanza fori di fissaggio [mm]
	71
	Inner Thread/Filett int. [mm]
9	
Number of Thread Bores/N° fori filettati	
1	
SUBARU	

95-09-900	
	Mounting Bores Distance/Distanza fori di fissaggio [mm]
	60
	Inner Thread/Filett int. [mm]
	11
Number of Thread Bores/N° fori filettati	
1	
ISUZU	

95-07-702	
	Bore Ø 1/Alesaggio-Ø 1 [mm]
	21,5
	Mounting Bores Distance/Distanza fori di fissaggio [mm]
	70
	Inner Thread/Filett int. [mm]
9	
Number of Thread Bores/N° fori filettati	
1	
SUBARU	

95-09-901	
	Mounting Bores Distance/Distanza fori di fissaggio [mm]
	70
	Inner Thread/Filett int. [mm]
	9
Number of Thread Bores/N° fori filettati	
1	
ISUZU	

95-07-704	
	Bore Ø 1/Alesaggio-Ø 1 [mm]
	21
	Mounting Bores Distance/Distanza fori di fissaggio [mm]
	70
	Inner Thread/Filett int. [mm]
9	
Number of Thread Bores/N° fori filettati	
1	
SUBARU	

95-09-902	
	Bore Ø 1/Alesaggio-Ø 1 [mm]
	24
	Mounting Bores Distance/Distanza fori di fissaggio [mm]
	100
	Inner Thread/Filett int. [mm]
11	
Number of Thread Bores/N° fori filettati	
1	
ISUZU	

95-08-802	
	Bore Ø 1/Alesaggio-Ø 1 [mm]
	23
	Mounting Bores Distance/Distanza fori di fissaggio [mm]
	61,5
	Inner Thread/Filett int. [mm]
9	
Number of Thread Bores/N° fori filettati	
1	
SUZUKI	

95-09-996	
	Bore Ø 1/Alesaggio-Ø 1 [mm]
	22
	Mounting Bores Distance/Distanza fori di fissaggio [mm]
	60
	Inner Thread/Filett int. [mm]
8,7	
Number of Thread Bores/N° fori filettati	
1	
ISUZU	


95-08-899	
	Bore Ø 1/Alesaggio-Ø 1 [mm]
	21
	Mounting Bores Distance/Distanza fori di fissaggio [mm]
	60
	Inner Thread/Filett int. [mm]
8,8	
Number of Thread Bores/N° fori filettati	
1	
SUZUKI	


95-09-997	
	Bore Ø 1/Alesaggio-Ø 1 [mm]
	22
	Mounting Bores Distance/Distanza fori di fissaggio [mm]
	60
	Inner Thread/Filett int. [mm]
10,7	
Number of Thread Bores/N° fori filettati	
1	
ISUZU	

95-09-998	
	Bore Ø 1/Alesaggio-Ø 1 [mm]
	22
	Mounting Bores Distance/Distanza fori di fissaggio [mm]
	60
	Inner Thread/Filett int. [mm]
	10,7
	Number of Thread Bores/N° fori filettati
	1
ISUZU	


95-0K-019	
	Bore Ø 1/Alesaggio-Ø 1 [mm]
	22
	Mounting Bores Distance/Distanza fori di fissaggio [mm]
	60
	Inner Thread/Filett int. [mm]
	9
	Number of Thread Bores/N° fori filettati
	1
KIA	

95-0H-011	
	Bore Ø 1/Alesaggio-Ø 1 [mm]
	21,8
	Mounting Bores Distance/Distanza fori di fissaggio [mm]
	92
	Inner Thread/Filett int. [mm]
	9
	Number of Thread Bores/N° fori filettati
	1
HYUNDAI - KIA	

95-0K-K05	
	Bore Ø 1/Alesaggio-Ø 1 [mm]
	22
	Mounting Bores Distance/Distanza fori di fissaggio [mm]
	67
	Number of Bores/N° fori
	1
KIA	

95-0H-H12	
	Mounting Bores Distance/Distanza fori di fissaggio [mm]
	92
	Inner Thread/Filett int. [mm]
	12
	Number of Thread Bores/N° fori filettati
	1
	Bore Ø/Alesaggio-Ø [mm]
	22
KIA - HYUNDAI	


95-0K-K20	
	Bore Ø 1/Alesaggio-Ø 1 [mm]
	22
	Mounting Bores Distance/Distanza fori di fissaggio [mm]
	65
	Inner Thread/Filett int. [mm]
	8,8
	Number of Thread Bores/N° fori filettati
	1
KIA	

95-0H-H21	
	Bore Ø 1/Alesaggio-Ø 1 [mm]
	22
	Mounting Bores Distance/Distanza fori di fissaggio [mm]
	56,5
	Mounting Bores Distance/Distanza fori di fissaggio [mm]
	96
	Inner Thread/Filett int. [mm]
	12
	Number of Thread Bores/N° fori filettati
	1
HYUNDAI	

95-0K-K21	
	Bore Ø 1/Alesaggio-Ø 1 [mm]
	22
	Mounting Bores Distance/Distanza fori di fissaggio [mm]
	64
	Inner Thread/Filett int. [mm]
	9
	Number of Thread Bores/N° fori filettati
	1
KIA - HYUNDAI	

95-0K-002	
	Bore Ø 1/Alesaggio-Ø 1 [mm]
	22
	Mounting Bores Distance/Distanza fori di fissaggio [mm]
	70
	Inner Thread/Filett int. [mm]
	9
	Number of Thread Bores/N° fori filettati
	1
KIA	

95-0K-K22	
	Bore Ø 1/Alesaggio-Ø 1 [mm]
	22
	Mounting Bores Distance/Distanza fori di fissaggio [mm]
	63
	Inner Thread/Filett int. [mm]
	9
	Number of Thread Bores/N° fori filettati
	1
KIA - HYUNDAI	

95-0K-K23	
	Bore Ø 1/Alesaggio-Ø 1 [mm] 22
	Mounting Bores Distance/Distanza fori di fissaggio [mm] 61
	Inner Thread/Filett int. [mm] 9
	Number of Thread Bores/N° fori filettati 1
KIA	

95-0S-S01	
	Bore Ø 1/Alesaggio-Ø 1 [mm] 22
	Mounting Bores Distance/Distanza fori di fissaggio [mm] 55
	Inner Thread/Filett int. [mm] 9
	Number of Thread Bores/N° fori filettati 1
SSANGYONG	

95-0K-K24	
	Bore Ø 1/Alesaggio-Ø 1 [mm] 33,5
	Mounting Bores Distance/Distanza fori di fissaggio [mm] 60
	Inner Thread/Filett int. [mm] 9
	Number of Thread Bores/N° fori filettati 1
KIA	

95-0S-S02	
	Bore Ø 1/Alesaggio-Ø 1 [mm] 22
	Mounting Bores Distance/Distanza fori di fissaggio [mm] 55
	Inner Thread/Filett int. [mm] 9
	Number of Thread Bores/N° fori filettati 1
SSANGYONG	


95-0K-K25	
	Bore Ø 1/Alesaggio-Ø 1 [mm] 21,5
	Mounting Bores Distance/Distanza fori di fissaggio [mm] 62
	Inner Thread/Filett int. [mm] 8,5
	Number of Thread Bores/N° fori filettati 1
KIA	


95-0W-W06	
	Bore Ø 1/Alesaggio-Ø 1 [mm] 22
	Mounting Bores Distance/Distanza fori di fissaggio [mm] 66
	Inner Thread/Filett int. [mm] 9
	Number of Thread Bores/N° fori filettati 1
CHEVROLET	


95-0K-K26	
	Bore Ø 1/Alesaggio-Ø 1 [mm] 22
	Mounting Bores Distance/Distanza fori di fissaggio [mm] 66
	Inner Thread/Filett int. [mm] 11
	Number of Thread Bores/N° fori filettati 1
KIA	

95-0W-W09	
	Bore Ø 1/Alesaggio-Ø 1 [mm] 22
	Mounting Bores Distance/Distanza fori di fissaggio [mm] 65
	Inner Thread/Filett int. [mm] 9
	Number of Thread Bores/N° fori filettati 1
DAEWOO - CHEVROLET	


95-0K-K27	
	Bore Ø 1/Alesaggio-Ø 1 [mm] 22
	Mounting Bores Distance/Distanza fori di fissaggio [mm] 53
	Inner Thread/Filett int. [mm] 12
	Number of Thread Bores/N° fori filettati 1
KIA	

95-H0-000	
	Bore Ø 1/Alesaggio-Ø 1 [mm] 22
	Mounting Bores Distance/Distanza fori di fissaggio [mm] 55
	Inner Thread/Filett int. [mm] 8,8
	Number of Thread Bores/N° fori filettati 1
HYUNDAI	

95-H0-001	
	Bore Ø 1/Alesaggio-Ø 1 [mm]
	22
	Mounting Bores Distance/Distanza fori di fissaggio [mm]
	65
	Inner Thread/Filett int. [mm]
8,9	
Number of Thread Bores/N° fori filettati	
1	
HYUNDAI	


95-H0-006	
	Bore Ø 1/Alesaggio-Ø 1 [mm]
	22
	Mounting Bores Distance/Distanza fori di fissaggio [mm]
	65
	Inner Thread/Filett int. [mm]
9	
Number of Thread Bores/N° fori filettati	
1	
HYUNDAI	

95-H0-002	
	Bore Ø 1/Alesaggio-Ø 1 [mm]
	22
	Mounting Bores Distance/Distanza fori di fissaggio [mm]
	65
	Inner Thread/Filett int. [mm]
8,8	
Number of Thread Bores/N° fori filettati	
1	
HYUNDAI	

95-H0-007	
	Bore Ø 1/Alesaggio-Ø 1 [mm]
	19
	Mounting Bores Distance/Distanza fori di fissaggio [mm]
	65
	Inner Thread/Filett int. [mm]
9	
Number of Thread Bores/N° fori filettati	
1	
HYUNDAI	


95-H0-003	
	Bore Ø 1/Alesaggio-Ø 1 [mm]
	22
	Mounting Bores Distance/Distanza fori di fissaggio [mm]
	65
	Inner Thread/Filett int. [mm]
9	
Number of Thread Bores/N° fori filettati	
1	
HYUNDAI	

95-H0-008	
	Bore Ø 1/Alesaggio-Ø 1 [mm]
	22
	Mounting Bores Distance/Distanza fori di fissaggio [mm]
	65
	Inner Thread/Filett int. [mm]
8,8	
Number of Thread Bores/N° fori filettati	
1	
HYUNDAI	

95-H0-004	
	Bore Ø 1/Alesaggio-Ø 1 [mm]
	22
	Mounting Bores Distance/Distanza fori di fissaggio [mm]
	91
	Inner Thread/Filett int. [mm]
8,8	
Number of Thread Bores/N° fori filettati	
1	
HYUNDAI	

95-H0-010	
	Bore Ø 1/Alesaggio-Ø 1 [mm]
	21,8
	Mounting Bores Distance/Distanza fori di fissaggio [mm]
	66
	Inner Thread/Filett int. [mm]
9	
Number of Thread Bores/N° fori filettati	
1	
HYUNDAI	

95-H0-005	
	Bore Ø 1/Alesaggio-Ø 1 [mm]
	22
	Mounting Bores Distance/Distanza fori di fissaggio [mm]
	80
	Inner Thread/Filett int. [mm]
8,8	
Number of Thread Bores/N° fori filettati	
1	
HYUNDAI	

95-H0-013	
	Bore Ø 1/Alesaggio-Ø 1 [mm]
	22
	Mounting Bores Distance/Distanza fori di fissaggio [mm]
	65
	Inner Thread/Filett int. [mm]
9	
Number of Thread Bores/N° fori filettati	
1	
HYUNDAI	

95-H0-020	
	Bore Ø 1/Alesaggio-Ø 1 [mm]
	22
	Mounting Bores Distance/Distanza fori di fissaggio [mm]
	56
	Inner Thread/Filett int. [mm]
	8,9
	Number of Thread Bores/N° fori filettati
	1
HYUNDAI	

95-K0-006	
	Bore Ø 1/Alesaggio-Ø 1 [mm]
	21,6
	Mounting Bores Distance/Distanza fori di fissaggio [mm]
	60
	Inner Thread/Filett int. [mm]
	9
	Number of Thread Bores/N° fori filettati
	1
KIA	

95-K0-000	
	Bore Ø 1/Alesaggio-Ø 1 [mm]
	21,7
	Mounting Bores Distance/Distanza fori di fissaggio [mm]
	61
	Inner Thread/Filett int. [mm]
	9
	Number of Thread Bores/N° fori filettati
	1
KIA	

95-K0-007	
	Bore Ø 1/Alesaggio-Ø 1 [mm]
	22
	Mounting Bores Distance/Distanza fori di fissaggio [mm]
	60
	Inner Thread/Filett int. [mm]
	9
	Number of Thread Bores/N° fori filettati
	1
KIA	

95-K0-001	
	Bore Ø 1/Alesaggio-Ø 1 [mm]
	21,6
	Mounting Bores Distance/Distanza fori di fissaggio [mm]
	60
	Inner Thread/Filett int. [mm]
	9
	Number of Thread Bores/N° fori filettati
	1
KIA	

95-K0-008	
	Bore Ø 1/Alesaggio-Ø 1 [mm]
	22
	Mounting Bores Distance/Distanza fori di fissaggio [mm]
	60
	Inner Thread/Filett int. [mm]
	9
	Number of Thread Bores/N° fori filettati
	1
KIA	

95-K0-003	
	Bore Ø 1/Alesaggio-Ø 1 [mm]
	22
	Mounting Bores Distance/Distanza fori di fissaggio [mm]
	60,5
	Inner Thread/Filett int. [mm]
	8,9
	Number of Thread Bores/N° fori filettati
	1
KIA	

95-K0-009	
	Bore Ø 1/Alesaggio-Ø 1 [mm]
	22
	Mounting Bores Distance/Distanza fori di fissaggio [mm]
	65
	Inner Thread/Filett int. [mm]
	8,8
	Number of Thread Bores/N° fori filettati
	1
KIA	

95-K0-004	
	Bore Ø 1/Alesaggio-Ø 1 [mm]
	21,6
	Mounting Bores Distance/Distanza fori di fissaggio [mm]
	60
	Inner Thread/Filett int. [mm]
	9
	Number of Thread Bores/N° fori filettati
	1
KIA	

95-K0-011	
	Bore Ø 1/Alesaggio-Ø 1 [mm]
	22
	Mounting Bores Distance/Distanza fori di fissaggio [mm]
	60
	Inner Thread/Filett int. [mm]
	9
	Number of Thread Bores/N° fori filettati
	1
KIA	


95-K0-012	
	Bore Ø 1/Alesaggio-Ø 1 [mm]
	22
	Mounting Bores Distance/Distanza fori di fissaggio [mm]
	60
Inner Thread/Filett int. [mm]	9
Number of Thread Bores/N° fori filettati	1
KIA	


95-S0-098	
	Bore Ø 1/Alesaggio-Ø 1 [mm]
	22
	Mounting Bores Distance/Distanza fori di fissaggio [mm]
	65
Inner Thread/Filett int. [mm]	9
Number of Thread Bores/N° fori filettati	1


95-K0-014	
	Bore Ø 1/Alesaggio-Ø 1 [mm]
	22
	Mounting Bores Distance/Distanza fori di fissaggio [mm]
	60
Inner Thread/Filett int. [mm]	9
Number of Thread Bores/N° fori filettati	1
KIA	

95-S0-099	
	Bore Ø 1/Alesaggio-Ø 1 [mm]
	22
	Mounting Bores Distance/Distanza fori di fissaggio [mm]
	66
Inner Thread/Filett int. [mm]	9
Number of Thread Bores/N° fori filettati	1

95-K0-015	
	Bore Ø 1/Alesaggio-Ø 1 [mm]
	21,6
	Mounting Bores Distance/Distanza fori di fissaggio [mm]
	61
Inner Thread/Filett int. [mm]	8,8
Number of Thread Bores/N° fori filettati	1
KIA	

95-TUBE	
	Inner Thread/Filett int. [mm]
	10
Length/Lungh. [mm]	285
HYUNDAI	


95-K0-018	
	Bore Ø 1/Alesaggio-Ø 1 [mm]
	21,6
	Mounting Bores Distance/Distanza fori di fissaggio [mm]
	61
Inner Thread/Filett int. [mm]	8,8
Number of Thread Bores/N° fori filettati	1
KIA	

95-W0-000	
	Bore Ø 1/Alesaggio-Ø 1 [mm]
	21,6
	Mounting Bores Distance/Distanza fori di fissaggio [mm]
	66
Inner Thread/Filett int. [mm]	8,7
Number of Thread Bores/N° fori filettati	1
DAEWOO	

95-S0-097	
	Bore Ø 1/Alesaggio-Ø 1 [mm]
	22
	Mounting Bores Distance/Distanza fori di fissaggio [mm]
	65
Inner Thread/Filett int. [mm]	8,8
Number of Thread Bores/N° fori filettati	1

95-W0-001	
	Bore Ø 1/Alesaggio-Ø 1 [mm]
	21,9
	Mounting Bores Distance/Distanza fori di fissaggio [mm]
	65
Inner Thread/Filett int. [mm]	9
Number of Thread Bores/N° fori filettati	1
DAEWOO	




95-W0-002	
 DAEWOO	Bore Ø 1/Alesaggio-Ø 1 [mm]
	22
	Mounting Bores Distance/Distanza fori di fissaggio [mm]
	66
	Inner Thread/Filett int. [mm]
	9
	Number of Thread Bores/N° fori filettati
	1

95-W0-003	
 DAEWOO	Bore Ø 1/Alesaggio-Ø 1 [mm]
	22
	Mounting Bores Distance/Distanza fori di fissaggio [mm]
	75
	Inner Thread/Filett int. [mm]
	9
	Number of Thread Bores/N° fori filettati
	1


95-W0-004	
 DAEWOO	Bore Ø 1/Alesaggio-Ø 1 [mm]
	22
	Mounting Bores Distance/Distanza fori di fissaggio [mm]
	74
	Inner Thread/Filett int. [mm]
	9
	Number of Thread Bores/N° fori filettati
	1


95-W0-005	
 DAEWOO	Bore Ø 1/Alesaggio-Ø 1 [mm]
	21,7
	Mounting Bores Distance/Distanza fori di fissaggio [mm]
	66
	Inner Thread/Filett int. [mm]
	8,6
	Number of Thread Bores/N° fori filettati
	1

95-W0-008	
 DAEWOO - CHEVROLET	Bore Ø 1/Alesaggio-Ø 1 [mm]
	21,8
	Mounting Bores Distance/Distanza fori di fissaggio [mm]
	65,5
	Inner Thread/Filett int. [mm]
	8,8
	Number of Thread Bores/N° fori filettati
	1

91-01-100	
	Outer Diam./Diam. est. [mm]
	Housing Diam./Diam. alloggiamento [mm]
	Inner Diam./Diam. int. [mm]
	Height/Altezza [mm]
NISSAN	Single-mass flywheel \ Volano monomassa


91-01-105	
	Outer Diam./Diam. est. [mm]
	Housing Diam./Diam. alloggiamento [mm]
	Inner Diam./Diam. int. [mm]
	Height/Altezza [mm]
NISSAN	Dual-mass flywheel \ Volano bimassa


91-01-101	
	Outer Diam./Diam. est. [mm]
	Housing Diam./Diam. alloggiamento [mm]
	Inner Diam./Diam. int. [mm]
	Height/Altezza [mm]
NISSAN	Dual-mass flywheel \ Volano bimassa


91-01-106	
	Outer Diam./Diam. est. [mm]
	Housing Diam./Diam. alloggiamento [mm]
	Inner Diam./Diam. int. [mm]
	Height/Altezza [mm]
NISSAN	Dual-mass flywheel \ Volano bimassa


91-01-102	
	Outer Diam./Diam. est. [mm]
	Housing Diam./Diam. alloggiamento [mm]
	Inner Diam./Diam. int. [mm]
	Height/Altezza [mm]
NISSAN	Dual-mass flywheel \ Volano bimassa

91-02-200	
	Outer Diam./Diam. est. [mm]
	Housing Diam./Diam. alloggiamento [mm]
	Inner Diam./Diam. int. [mm]
	Height/Altezza [mm]
TOYOTA	Dual-mass flywheel \ Volano bimassa

91-01-103	
	Outer Diam./Diam. est. [mm]
	Housing Diam./Diam. alloggiamento [mm]
	Inner Diam./Diam. int. [mm]
	Height/Altezza [mm]
NISSAN	Dual-mass flywheel \ Volano bimassa

91-02-200L	
	Outer Diam./Diam. est. [mm]
	Housing Diam./Diam. alloggiamento [mm]
	Inner Diam./Diam. int. [mm]
	Height/Altezza [mm]
TOYOTA	Dual-mass flywheel \ Volano bimassa

91-01-104	
	Outer Diam./Diam. est. [mm]
	Housing Diam./Diam. alloggiamento [mm]
	Inner Diam./Diam. int. [mm]
	Height/Altezza [mm]
NISSAN	Dual-mass flywheel \ Volano bimassa

91-02-201	
	Outer Diam./Diam. est. [mm]
	Housing Diam./Diam. alloggiamento [mm]
	Inner Diam./Diam. int. [mm]
	Height/Altezza [mm]
TOYOTA	Dual-mass flywheel \ Volano bimassa

91-02-202	
	Outer Diam./Diam. est. [mm]
	Housing Diam./Diam. alloggiamento [mm]
	Inner Diam./Diam. int. [mm]
	Height/Altezza [mm]
TOYOTA	Dual-mass flywheel \ Volano bimassa

91-03-301	
	Outer Diam./Diam. est. [mm]
	Housing Diam./Diam. alloggiamento [mm]
	Inner Diam./Diam. int. [mm]
	Height/Altezza [mm]
MAZDA	Dual-mass flywheel \ Volano bimassa

91-02-203	
	Outer Diam./Diam. est. [mm]
	Housing Diam./Diam. alloggiamento [mm]
	Inner Diam./Diam. int. [mm]
	Height/Altezza [mm]
TOYOTA	Single-mass flywheel \ Volano monomassa

91-03-302	
	Outer Diam./Diam. est. [mm]
	Housing Diam./Diam. alloggiamento [mm]
	Inner Diam./Diam. int. [mm]
	Height/Altezza [mm]
MAZDA	Dual-mass flywheel \ Volano bimassa

91-02-204	
	Outer Diam./Diam. est. [mm]
	Housing Diam./Diam. alloggiamento [mm]
	Inner Diam./Diam. int. [mm]
	Height/Altezza [mm]
LEXUS	Dual-mass flywheel \ Volano bimassa


91-04-400	
	Outer Diam./Diam. est. [mm]
	Housing Diam./Diam. alloggiamento [mm]
	Inner Diam./Diam. int. [mm]
	Height/Altezza [mm]
HONDA	Dual-mass flywheel \ Volano bimassa


91-02-205	
	Outer Diam./Diam. est. [mm]
	Housing Diam./Diam. alloggiamento [mm]
	Inner Diam./Diam. int. [mm]
	Height/Altezza [mm]
TOYOTA	Single-mass flywheel \ Volano monomassa


91-05-500	
	Outer Diam./Diam. est. [mm]
	Housing Diam./Diam. alloggiamento [mm]
	Inner Diam./Diam. int. [mm]
	Height/Altezza [mm]
MITSUBISHI	Dual-mass flywheel \ Volano bimassa


91-03-300	
	Outer Diam./Diam. est. [mm]
	Housing Diam./Diam. alloggiamento [mm]
	Inner Diam./Diam. int. [mm]
	Height/Altezza [mm]
MAZDA	Dual-mass flywheel \ Volano bimassa

91-05-501	
	Outer Diam./Diam. est. [mm]
	Housing Diam./Diam. alloggiamento [mm]
	Inner Diam./Diam. int. [mm]
	Height/Altezza [mm]
MITSUBISHI	Single-mass flywheel \ Volano monomassa

91-05-502	
	Outer Diam./Diam. est. [mm]
	307
	Housing Diam./Diam. alloggiamento [mm]
	146
	Inner Diam./Diam. int. [mm]
40	
Height/Altezza [mm]	
54	
MITSUBISHI	Single-mass flywheel \ Volano monomassa


91-07-701	
	Outer Diam./Diam. est. [mm]
	315
	Housing Diam./Diam. alloggiamento [mm]
	247
	Inner Diam./Diam. int. [mm]
12	
Height/Altezza [mm]	
26	
SUBARU	Single-mass flywheel \ Volano monomassa

91-05-503	
	Outer Diam./Diam. est. [mm]
	307
	Inner Diam./Diam. int. [mm]
	17
Height/Altezza [mm]	
53	
MITSUBISHI	Single-mass flywheel \ Volano monomassa


91-07-702	
	Outer Diam./Diam. est. [mm]
	319
	Housing Diam./Diam. alloggiamento [mm]
	232
	Inner Diam./Diam. int. [mm]
12	
Height/Altezza [mm]	
44,5	
SUBARU	Dual-mass flywheel \ Volano bimassa

91-05-504	
	Outer Diam./Diam. est. [mm]
	292
	Inner Diam./Diam. int. [mm]
	15
Height/Altezza [mm]	
28	
MITSUBISHI	Single-mass flywheel \ Volano monomassa


91-08-800	
	Outer Diam./Diam. est. [mm]
	256
	Housing Diam./Diam. alloggiamento [mm]
	219
	Inner Diam./Diam. int. [mm]
32	
Height/Altezza [mm]	
59	
SUZUKI	Dual-mass flywheel \ Volano bimassa

91-05-505	
	Outer Diam./Diam. est. [mm]
	335
	Inner Diam./Diam. int. [mm]
	40
Height/Altezza [mm]	
49	
MITSUBISHI	Single-mass flywheel \ Volano monomassa


91-08-801	
	Outer Diam./Diam. est. [mm]
	290
	Housing Diam./Diam. alloggiamento [mm]
	244
	Inner Diam./Diam. int. [mm]
37	
Height/Altezza [mm]	
55	
SUZUKI - FIAT	Dual-mass flywheel \ Volano bimassa


91-07-700	
	Outer Diam./Diam. est. [mm]
	314
	Housing Diam./Diam. alloggiamento [mm]
	232
	Inner Diam./Diam. int. [mm]
12	
Height/Altezza [mm]	
24	
SUBARU	Single-mass flywheel \ Volano monomassa

91-08-802	
	Outer Diam./Diam. est. [mm]
	298
	Housing Diam./Diam. alloggiamento [mm]
	228
	Inner Diam./Diam. int. [mm]
48	
Height/Altezza [mm]	
67	
SUZUKI	Dual-mass flywheel \ Volano bimassa

91-0C-C00	
 <p>NEW</p> <p>C00</p>	Outer Diam./Diam. est. [mm]
	290
	Housing Diam./Diam. alloggiamento [mm]
	244
	Inner Diam./Diam. int. [mm]
37	
Height/Altezza [mm]	
57	
CHEVROLET	Dual-mass flywheel \ Volano bimassa


91-0H-H04	
	Outer Diam./Diam. est. [mm]
	326
	Housing Diam./Diam. alloggiamento [mm]
	245
	Inner Diam./Diam. int. [mm]
17	
Height/Altezza [mm]	
74	
HYUNDAI	Single-mass flywheel \ Volano monomassa


91-0H-H00	
	Outer Diam./Diam. est. [mm]
	280
	Housing Diam./Diam. alloggiamento [mm]
	233
	Inner Diam./Diam. int. [mm]
15	
Height/Altezza [mm]	
51	
KIA - HYUNDAI	Single-mass flywheel \ Volano monomassa


91-0H-H05	
	Outer Diam./Diam. est. [mm]
	285
	Housing Diam./Diam. alloggiamento [mm]
	238
	Inner Diam./Diam. int. [mm]
16	
Height/Altezza [mm]	
50	
HYUNDAI	Dual-mass flywheel \ Volano bimassa


91-0H-H01	
	Outer Diam./Diam. est. [mm]
	322
	Housing Diam./Diam. alloggiamento [mm]
	254
	Inner Diam./Diam. int. [mm]
18	
Height/Altezza [mm]	
65	
HYUNDAI	Dual-mass flywheel \ Volano bimassa


91-0H-H06	
	Outer Diam./Diam. est. [mm]
	282
	Housing Diam./Diam. alloggiamento [mm]
	244
	Inner Diam./Diam. int. [mm]
15	
Height/Altezza [mm]	
60	
HYUNDAI - KIA	Dual-mass flywheel \ Volano bimassa


91-0H-H02	
	Outer Diam./Diam. est. [mm]
	285
	Housing Diam./Diam. alloggiamento [mm]
	228
	Inner Diam./Diam. int. [mm]
15	
Height/Altezza [mm]	
51	
HYUNDAI	Dual-mass flywheel \ Volano bimassa

91-0H-H07	
 <p>NEW</p> <p>H07</p>	Outer Diam./Diam. est. [mm]
	307
	Housing Diam./Diam. alloggiamento [mm]
	262,5
	Inner Diam./Diam. int. [mm]
16	
Height/Altezza [mm]	
67,7	
HYUNDAI	Dual-mass flywheel \ Volano bimassa


91-0H-H03	
	Outer Diam./Diam. est. [mm]
	282
	Housing Diam./Diam. alloggiamento [mm]
	228
	Inner Diam./Diam. int. [mm]
15	
Height/Altezza [mm]	
51	
HYUNDAI	Dual-mass flywheel \ Volano bimassa


91-0H-H08	
 <p>NEW</p>	Outer Diam./Diam. est. [mm]
	307
	Housing Diam./Diam. alloggiamento [mm]
	262,5
	Inner Diam./Diam. int. [mm]
16	
Height/Altezza [mm]	
67,7	
HYUNDAI - KIA	Single-mass flywheel \ Volano monomassa

91-0K-K00	
	Outer Diam./Diam. est. [mm]
	Housing Diam./Diam. alloggiamento [mm]
	Inner Diam./Diam. int. [mm]
	Height/Altezza [mm]
KIA	Single-mass flywheel \ Volano monomassa


91-0K-K05	
	Outer Diam./Diam. est. [mm]
	Housing Diam./Diam. alloggiamento [mm]
	Inner Diam./Diam. int. [mm]
	Height/Altezza [mm]
KIA	Single-mass flywheel \ Volano monomassa

91-0K-K01	
	Outer Diam./Diam. est. [mm]
	Housing Diam./Diam. alloggiamento [mm]
	Inner Diam./Diam. int. [mm]
	Height/Altezza [mm]
KIA	Dual-mass flywheel \ Volano bimassa


91-0K-K06	
	Outer Diam./Diam. est. [mm]
	Housing Diam./Diam. alloggiamento [mm]
	Inner Diam./Diam. int. [mm]
	Height/Altezza [mm]
KIA	Dual-mass flywheel \ Volano bimassa


91-0K-K02	
	Outer Diam./Diam. est. [mm]
	Housing Diam./Diam. alloggiamento [mm]
	Inner Diam./Diam. int. [mm]
	Height/Altezza [mm]
KIA	Dual-mass flywheel \ Volano bimassa

91-0S-S00	
	Outer Diam./Diam. est. [mm]
	Housing Diam./Diam. alloggiamento [mm]
	Inner Diam./Diam. int. [mm]
	Height/Altezza [mm]
SSANGYONG	Dual-mass flywheel \ Volano bimassa



91-0K-K03	
	Outer Diam./Diam. est. [mm]
	Housing Diam./Diam. alloggiamento [mm]
	Inner Diam./Diam. int. [mm]
	Height/Altezza [mm]
HYUNDAI - KIA	Single-mass flywheel \ Volano monomassa

91-0S-S01	
	Outer Diam./Diam. est. [mm]
	Housing Diam./Diam. alloggiamento [mm]
	Inner Diam./Diam. int. [mm]
	Height/Altezza [mm]
SSANGYONG	Single-mass flywheel \ Volano monomassa

91-0K-K04	
	Outer Diam./Diam. est. [mm]
	Housing Diam./Diam. alloggiamento [mm]
	Inner Diam./Diam. int. [mm]
	Height/Altezza [mm]
KIA - HYUNDAI	Single-mass flywheel \ Volano monomassa

91-0W-W00	
	Outer Diam./Diam. est. [mm]
	Inner Diam./Diam. int. [mm]
	Height/Altezza [mm]
DAEWOO - CHEVROLET	Single-mass flywheel \ Volano monomassa



91-0W-W01	
  W01	Outer Diam./Diam. est. [mm]
	Inner Diam./Diam. int. [mm]
	Height/Altezza [mm]
	Single-mass flywheel \ Volano monomassa
DAEWOO - CHEVROLET	



CHEVROLET		ASHIKA			
120-0281	85-W0-000	05069000AD	92-00-002	31230-87702	90-06-609
23265-78B00	90-08-802	05273431AB	90-05-510	31230-87703	90-06-609
55565331	90-0W-W08	4366864	95-00-097	31230-87704	90-06-609
90251210	90-03-392	4668665AC	85-00-001	31230-87705	90-06-609
96159109	85-W0-000	4864835	92-00-015	31230-97202	90-06-601
9618-1201	80-0W-003	5273431AA	90-05-510	31230-97502	90-06-607
9618-1631	90-0W-001	53001163	95-00-098	31230-B4010	90-06-607
9618-3203	80-0W-007	53004467	95-00-099	312309750 2000	90-06-607
9618-4036	80-0W-003	74661044	85-00-099	31250-26060	80-06-699
96181201	80-03-366	8953004467	95-00-099	31250-26061	80-06-699
96181969	80-0W-006	DAEWOO		ASHIKA	
96184047	85-W0-000	01170969	80-0W-008	31250-26062	80-06-699
9621-1128	80-0W-004	1170969	80-0W-008	31250-28012	80-02-211
9623-2995	80-0W-000	264969	90-0W-002	31250-30380	80-06-699
9624-9465	80-0W-002	4305532	90-0W-002	31250-30381	80-06-699
96243476	85-W0-000	803131	80-0W-008	31250-35061	80-02-211
96286828	90-0W-003	96083648	91-0W-W01	31250-37717	80-06-698
96293075	85-W0-005	96167964	95-W0-000	31250-87102	80-06-617
96331920	80-0W-007	96184062	95-W0-001	31250-87103	80-06-696
96333467	80-0W-009	96184979	91-0W-W01	31250-87104	80-06-617
96343030	80-0W-W11	96229375	95-W0-002	31250-87105	80-06-617
96408517	80-0W-000	96232994	80-03-362	31250-87106	80-06-617
96408623	80-0W-009	96249472	95-W0-001	31250-87107	80-06-617
96440244	91-0C-C00	96249473	95-W0-002	31250-87203	80-06-602
96518411	91-0W-W00	96249477	95-W0-003	31250-87210	80-06-695
96518531	90-0W-W04	96273218	95-W0-005	31250-87211	80-06-616
96564141	90-08-802	9628-5361	80-0W-005	31250-87212	80-06-695
96570697	80-0W-W12	96297396	95-W0-004	31250-87215	80-06-695
96612553	80-0W-W11	96339733	95-W0-008	31250-87216	80-06-695
96625628	95-0W-W06	96481287	95-W0-005	31250-87224	80-06-616
96625634	90-0W-W05	96489817	95-W0-004	31250-87227	80-06-695
96625636	80-0W-W14	96494422	95-0W-W09	31250-87234	80-06-616
96625638	80-0W-W13	DAIHATSU		ASHIKA	
96639152	95-0W-W10	09269-35003	90-06-600	31250-87242	80-06-616
96652647	95-W0-008	09269-35005	90-06-600	31250-87247	80-06-616
96829734	90-0W-W07	30502-KA000	90-06-600	31250-87253	80-06-693
96829742	80-0W-007	31230-87204	90-06-609	31250-87306	80-06-603
96832585	90-0W-W06	31230-87280	90-06-609	31250-87310	80-06-603
96865887	90-0W-W05	31230-87309	90-06-604	31250-87401	80-06-607
96899522	80-0W-W16	31230-87501	90-02-201	31250-87404	80-06-621
96952004	80-0W-W11	31230-87504	90-06-606	31250-87509	80-06-616
CHRYSLER		ASHIKA		31250-87511	80-06-616
04670026AB	90-00-002	31230-87504	90-06-607	31250-87512	80-06-605
		31230-87505	90-06-607	31250-87522	80-06-616
		31230-87604	90-06-604	31250-87526	80-06-695



DAIHATSU		ASHIKA					
31250-87536		80-06-695		31250-B4010	80-06-622	22200-P29-020	80-04-419
31250-87541		80-06-695		4023-3132	90-06-600	22200-P29-030	80-04-419
31250-87557		80-06-697		83151-4700	90-06-600	22200-P2Y-005	80-04-421
31250-87560		80-06-613		90043-63002	90-06-600	22200-P30-000	80-04-424
31250-87565		80-06-605		90043-67003	90-06-600	22200-P30-010	80-04-424
31250-87567		80-06-613		90043-67016	90-02-201	22200-P30-020	80-04-424
31250-87568		80-06-613		90046-67991	90-06-600	22200-P3F-005	80-04-424
31250-87602		80-06-603		90053-67016	90-02-201	22200-P3F-015	80-04-424
31250-87604		80-06-603		DR ASHIKA		22200-P3Y-005	80-04-403
31250-87606		80-06-619		703010051	80-00-008	22200-P54-000	80-04-424
31250-87608		80-06-619		T11-1601030BA	80-00-006	22200-P5M-005	80-04-404
31250-87609		80-06-614		FORD ASHIKA		22200-P72-005	80-04-424
31250-87611		80-06-619		1 148 503	95-03-334	22200-P7A-005	80-04-421
31250-87612		80-06-619		GONOW ASHIKA		22200-PA0-000	80-04-408
31250-87613		80-06-603		703020002	90-05-503	22200-PA5-000	80-04-408
31250-87614		80-06-614		703020010	80-00-006	22200-PB2-000	80-04-400
31250-87615		80-06-603		GREAT WALL ASHIKA		22200-PC2-000	80-04-400
31250-87701		80-06-600		1602030	90-05-503	22200-PC2-010	80-04-400
31250-87702		80-06-600		SMR196312	80-00-002	22200-PC2-020	80-04-400
31250-87703		80-06-605		HONDA ASHIKA		22200-PC6-000	80-04-400
31250-87704		80-06-613		003-689-000	90-04-400	22200-PC6-010	80-04-400
31250-87705		80-06-605		22100-RBD-006	91-04-400	22200-PC6-020	80-04-400
31250-87706		80-06-605		22105-P13-545	90-04-412	22200-PC6-030	80-04-400
31250-87707		80-06-613		22105-P5T-305	92-04-459	22200-PCX-015	80-04-494
31250-87708		80-06-611		22105-PL2-515	90-04-412	22200-PE0-000	80-04-408
31250-87708		80-06-613		22200-634-020	80-04-408	22200-PE0-003	80-04-408
31250-87709		80-06-613		22200-657-030	80-04-408	22200-PE0-010	80-04-408
31250-87709		80-06-612		22200-671-000	80-04-408	22200-PE0-020	80-04-408
31250-87712		80-06-698		22200-671-010	80-04-408	22200-PE0-315	80-04-408
31250-87713		80-06-613		22200-679-000	80-04-498	22200-PEL-005	80-04-419
31250-87714		80-06-698		22200-679-010	80-04-498	22200-PG7-003	80-04-400
31250-87715		80-06-611		22200-689-020	80-04-400	22200-PG7-J00	80-04-400
31250-87715		80-06-613		22200-9A5-000	80-04-408	22200-PH3-000	80-04-413
31250-87716		80-06-613		22200-MP7-J02	80-04-499	22200-PH4-000	80-04-497
31250-87717		80-06-698		22200-MP7-J02	80-04-421	22200-PH4-003	80-04-410
31250-87718		80-06-605		22200-P02-010	80-04-421	22200-PH4-010	80-04-410
31250-87719		80-06-698		22200-P10-000	80-04-419	22200-PH4-020	80-04-410
31250-87721		80-06-617		22200-P12-A01	80-04-416	22200-PH4-305	80-04-497
31250-97210		80-06-698		22200-P12-G01	80-04-416	22200-PH4-305	80-04-410
31250-97401		80-06-615		22200-P12-G10	80-04-416	22200-PH4-401	80-04-497
31250-B1010		80-06-623		22200-P12-G11	80-04-416	22200-PH4-G00	80-04-410
31250-B1020		80-06-615		22200-P13-005	80-04-424	22200-PH4-G01	80-04-410
31250-B2040		80-06-613		22200-P29-000	80-04-419	22200-PH5-000	80-04-400
				22200-P29-010	80-04-419	22200-PH5-305	80-04-400



CROSS REFERENCE LIST
VERGLEICHLISTE
LISTA DE REFERENCIAS CRUZADES
LISTA DE COMPARAISON
LISTA DI COMPARAZIONE

HONDA	ASHIKA				
22200-PH6-003	80-04-496	22200-PM7-J02	80-04-499	22810-PG2-004	90-04-412
22200-PH7-010	80-04-416	22200-PM7-JO1	80-04-499	22810-PG2-008	90-04-412
22200-PH7-020	80-04-416	22200-PM7-JO1	80-04-421	22810-PH8-000	90-04-413
22200-PH9-000	80-04-498	22200-PM7-JOO	80-04-421	22810-PH8-008	90-04-413
22200-PJ7-000	80-04-408	22200-PM7-JOO	80-04-499	22810-PL3-003	90-04-499
22200-PK1-000	80-04-413	22200-PM7-L00	80-04-419	22810-PL3-005	90-04-499
22200-PK1-003	80-04-413	22200-PM7-L01	80-04-419	22810-PL6-003	90-04-407
22200-PK1-010	80-04-413	22200-PR3-010	80-04-495	22810-PLW-005	90-04-411
22200-PK1-305	80-04-413	22200-PR3-020	80-04-495	22810-PPT-003	90-04-401
22200-PK1-M00	80-04-424	22200-PR3-030	80-04-495	22810-PR8-000	90-04-415
22200-PK1-S00	80-04-413	22200-PR4-030	80-04-495	22810-PR8-003	90-04-415
22200-PK1-S01	80-04-413	22200-PT0-000	80-04-411	22810-PX5-000	90-04-412
22200-PL2-000	80-04-416	22200-PT0-010	80-04-411	22810-PX5-003	90-04-412
22200-PL2-003	80-04-416	22200-PT0-020	80-04-411	22810-PX5-004	90-04-412
22200-PL2-A01	80-04-416	22200-PT1-000	80-04-417	22810-PX5-J01	90-04-412
22200-PL2-G00	80-04-416	22200-PT1-010	80-04-417	22810-PX5-J02	90-04-412
22200-PL2-G01	80-04-416	22200-PT1-020	80-04-417	22810-RPF-003	90-04-411
22200-PL2-G10	80-04-416	22200-PT7-003	80-04-417	22810-RPN-003	90-04-403
22200-PL2-G11	80-04-416	22200-PT7-305	80-04-417	22863-634-004	90-04-497
22200-PM0-000	80-04-415	22200-PWA-005	80-04-423	22863-634-013	90-04-497
22200-PM0-010	80-04-415	22200-PY3-000	80-04-425	22863-634-023	90-04-497
22200-PM1-305	80-04-415	22200-PY3-010	80-04-425	22863-689-000	90-04-400
22200-PM1-315	80-04-415	22200-R40-003	80-04-406	22863-689-003	90-04-400
22200-PM2-020	80-04-421	22200-R60-005	80-04-405	22863-689-023	90-04-400
22200-PM2-100	80-04-420	22200-RB0-005	80-04-407	22863-869-003	90-04-400
22200-PM2-101	80-04-420	22200-RBB-005	80-04-405	22863-PB6-003	90-04-400
22200-PM2-L00	80-04-421	22200-RNA-003	80-04-426	46920-671-651	95-04-400
22200-PM2-L01	80-04-421	22810-P13-003	90-04-411	46920-692-003	95-04-401
22200-PM5-003	80-04-421	22810-P13-005	90-04-411	46920-S04-A01	95-04-499
22200-PM5-020	80-04-421	22810-P20-003	90-04-411	46920-S10-C01	95-04-414
22200-PM5-030	80-04-421	22810-P20-005	90-04-411	46920-S2A-003	95-04-413
22200-PM5-L00	80-04-419	22810-P21-003	90-04-412	46920-S2H-G01	95-04-406
22200-PM7-000	80-04-400	22810-PB6-921	90-04-406	46920-S3Y-A01	95-04-407
22200-PM7-010	80-04-400	22810-PB6-922	90-04-406	46920-S5A-G01	95-04-415
22200-PM7-502	80-04-421	22810-PB6-923	90-04-406	46920-S5A-G03	95-04-404
22200-PM7-B00	80-04-400	22810-PC8-921	90-04-406	46920-S5A-J03	95-04-405
22200-PM7-B01	80-04-400	22810-PC8-922	90-04-406	46920-S5A-J04	95-04-405
22200-PM7-C01	80-04-400	22810-PC8-923	90-04-406	46920-S7A-A01	95-04-403
22200-PM7-J00	80-04-499	22810-PCY-003	90-04-494	46920-S7A-A02	95-04-403
22200-PM7-J00	80-04-421	22810-PE6-003	90-04-407	46920-S84-A01	95-04-417
22200-PM7-J01	80-04-499	22810-PE6-921	90-04-407	46920-S84-A02	95-04-417
22200-PM7-J01	80-04-421	22810-PE6-923	90-04-407	46920-SAA-J01	95-04-418
22200-PM7-J01	80-04-421	22810-PF5-008	90-04-498	46920-SAA-J02	95-04-418
22200-PM7-J02	80-04-421	22810-PG2-000	90-04-412	46920-SAA-J03	95-04-418



HONDA		ASHIKA					
46920-SAA-J04	95-04-418	41100-02701	80-0H-H20	41100-39100	80-0H-003		
46920-SAA-P01	95-04-418	41100-02800	80-05-567	41100-39110	80-0H-004		
46920-SD4-043	95-04-419	41100-02810	80-0H-H20	41100-39111	80-0H-004		
46920-SF1-A01	95-04-412	41100-22000	80-05-599	41100-39120	80-0H-005		
46920-SF1-A02	95-04-412	41100-22010	80-05-580	41100-39140	80-0H-005		
46920-SF1-A03	95-04-412	41100-22600	80-0H-024	41100-39145	80-0H-H19		
46920-SF1-A04	95-04-412	41100-22610	80-05-599	41100-39150	80-0H-012		
46920-SF1-A05	95-04-412	41100-22630	80-05-584	41100-39260	80-0H-H25		
46920-SL0-A01	95-04-411	41100-22650	80-0H-023	41100-39295	80-0H-015		
46920-SM4-A03	95-04-402	41100-22660	80-0H-024	41100-39300	80-0H-015		
46920-SP0-A01	95-04-410	41100-22680	80-0H-009	41100-39350	80-0K-K09		
46920-SR3-A01	95-04-499	41100-22690	80-0H-010	41100-3A140	80-0H-005		
46920-ST7-A01	95-04-408	41100-22695	80-0H-010	41100-3A150	80-0H-012		
46930-671-013	85-04-400	41100-22705	80-0H-010	41100-3A160	80-0H-012		
46930-S2A-003	85-04-410	41100-22710	80-0H-011	41100-3D000	80-0H-H26		
46930-S3Y-003	85-04-407	41100-23031	80-0K-K13	41100-43300	80-05-593		
46930-S5A-013	85-04-404	41100-23135	80-0K-K13	41100-43300	80-05-581		
46930-S7C-E01	85-04-411	41100-23190	80-0K-K13	41100-44040	80-05-581		
46930-S7C-E02	85-04-411	41100-26010	80-0K-K13	41100-49800	80-0H-018		
46930-SAA-013	85-04-405	41100-26100	80-0H-H27	41100-49830	80-0H-008		
46930-SD4-003	85-04-406	41100-28011	80-0H-001	41100-4B010	80-0H-000		
46930-SF1-003	85-04-409	41100-28021	80-0H-001	41100-4B020	80-0H-000		
46930-SL0-003	85-04-403	41100-28036	80-0H-006	41100-4B030	80-0H-000		
46930-SM4-003	85-04-402	41100-28050	80-0H-017	41100-H1010	80-0H-007		
46930-SP0-A01	85-04-408	41100-28060	80-0H-014	41100-M2000	80-05-573		
46930-SR3-013	85-04-499	41100-28110	80-0H-014	41100-M2001	80-05-573		
HYUNDAI		ASHIKA		41100-M2010	80-05-572		
110-0869	85-H0-001	41100-28500	80-0H-013	41100-M2020Z	80-0H-002		
23200-27010	91-0H-H00	41100-28510	80-0H-013	41421-02000	90-05-598		
23200-27100	91-0H-H05	41100-33100	80-05-577	41421-11300	90-05-502		
23200-27260	91-0H-H08	41100-33120	80-05-576	41421-21000	90-05-502		
23200-27400	91-0H-H06	41100-33600	80-05-576	41421-21300	90-05-501		
23200-27401	91-0H-H06	41100-34010	80-05-595	41421-21400	90-05-502		
23200-27803	91-0H-H07	41100-34020	80-05-595	41421-22800	90-05-595		
23200-4X510	91-0H-H04	41100-34220	80-05-599	41421-24300	90-0H-H09		
23200-4X540	91-0H-H01	41100-36020	80-05-587	41421-26000	90-05-502		
23260-37300	91-0H-H02	41100-36620	80-05-598	41421-28000	90-05-595		
23260-37302	91-0H-H02	41100-36620	80-05-599	41421-28001	90-0H-006		
23260-38200	91-0H-H03	41100-37020	80-05-579	41421-28002	90-0H-006		
2326037311	91-0H-H02	41100-37030	80-05-574	41421-28020	90-05-592		
41100-02000	80-05-567	41100-37300	80-05-578	41421-28028	90-05-592		
41100-02010	80-05-567	41100-39000	80-0H-016	41421-28030	90-0H-006		
41100-02040	80-05-567	41100-39020	80-0H-022	41421-28030	90-0H-006		
		41100-39050	80-0H-022	41421-33020	90-05-593		
		41100-39070	80-0H-003	41421-36000	90-05-502		



CROSS REFERENCE LIST
VERGLEICHLISTE
LISTA DE REFERENCIAS CRUZADES
LISTA DE COMPARAISON
LISTA DI COMPARAZIONE

HYUNDAI	ASHIKA				
41421-38500	90-0H-H08	41710-38A00	85-H0-008	8-94123-673-0	80-09-994
41421-39000	90-05-592	41710-39001	85-H0-001	8-94133-417-0	90-09-907
41421-39260	90-0H-H10	41710-39600	85-H0-001	8-94133-417-1	90-09-907
41421-39265	90-0H-H10	41710-39A00	85-H0-001	8-94170-345-0	80-09-907
41421-39275	90-0H-H10	41710-3A230	85-0H-H11	8-94175-170-0	80-09-901
41421-43010	90-05-505	41710-H1070	85-H0-009	8-94177-075-0	80-09-901
41421-43020	90-05-505	HB610004	95-H0-000	8-94225-209-0	80-09-901
41421-43030	90-05-505	HD711030	80-05-582	8-94229-388-0	80-09-901
41421-49600	90-05-594	HD711103	85-H0-000	8-94259-717-0	80-09-901
41421-4A000	90-05-507	HQ131101	80-05-566	8-94312-897-0	95-09-996
41421-H1000	90-05-594	HQ158020	90-05-594	8-94314-392-0	80-09-907
41600-43000	95-05-585	KA0-0501	85-H0-002	8-94314-393-0	80-09-907
41600-4A000	95-H0-002	ZD711106	80-05-513	8-94314-675-0	80-09-901
41605-292A0	95-H0-001			8-94314-676-0	80-09-901
41605-2B110	95-0H-H21			8-94315-559-3	95-09-998
41605-2B120	95-0H-H21			8-94315559-0	95-09-901
41605-2E000	95-0H-011			8-94315559-2	95-09-901
41610-17000	95-H0-005			8-94317-675-0	80-09-901
41610-1C000	95-H0-007			8-94319-305-0	85-09-999
41610-22060	95-05-589			8-94374-898-1	80-09-908
41610-23080	95-05-581			8-94377-417-0	90-09-901
41610-24000	95-05-587			8-94377-417-1	90-09-901
41610-25010	95-H0-013			8-94389-194-1	85-09-997
41610-25012	95-H0-013			8-94389-195-1	85-09-996
41610-26000	95-H0-004			8-94400-893-1	80-09-907
41610-29000	95-H0-003			8-94408-630-0	80-09-996
41610-29010	95-H0-003			8-94419-968-0	80-09-901
41610-29011	95-H0-003			8-94434-710-1	95-09-997
41610-2C100	95-H0-008			8-94434-710-2	95-09-997
41610-2D100	95-H0-008			8-94437-485-0	80-09-996
41610-2E000	95-0H-011			8-94439-073-0	85-09-999
41610-2E005	95-0H-H12			8-94453-348-0	90-09-999
41610-3A000	95-H0-010			8-94453-749-1	80-09-996
41650-H1000	95-H0-020			8-94457-307-0	80-09-901
41700-43001	85-05-581			8-94466-060-0	80-09-901
41700-43150	85-H0-002			8-94471-629-0	80-09-907
41710-22600	85-05-585			8-94479-249-0	80-09-901
41710-22650	85-05-585			8-94482-308-1	80-09-990
41710-22700	85-H0-006			8-97011-309-0	80-01-132
41710-23310	85-0H-H10			8-97022-614-2	95-09-997
41710-24000	85-05-579			8-97024-940-2	95-09-997
41710-24050	85-05-583			8-97025-163-0	80-01-132
41710-28000	85-H0-001			8-97033699-0	90-09-906
				8-97039-045-0	80-01-132



ISUZU		ASHIKA					
8-97039-045-1	80-01-132	010250-7303	80-09-984	0K240-41-990	95-K0-011		
8-97039-704-0	85-09-998	07411-3400	80-09-991	0K240-41-990A	95-K0-014		
8-97040-866-1	85-09-995	161-250-3103	80-09-988	0K247-16-510	90-03-300		
8-97042-683-0	80-01-132	30100-01200	80-09-981	0K24A-16-460A	80-03-388		
8-97066-345-0	80-09-980	30100-03400	80-09-989	0K24N-41-920	85-K0-006		
8-97078-923-0	80-09-901	30100-05000	80-09-986	0K24N-41-920A	85-K0-006		
8-97080-564	80-09-980	30100-05100	80-09-984	0K2A1-16-460	80-0K-004		
8-97080-564-1	80-09-980	30100-05311	80-09-988	0K2A1-41-400C	95-K0-015		
8-970896520	90-09-904	30100-05320	80-09-987	0K2A3-16-460	80-0K-003		
8-97106-978-0	80-09-901	30100-06100	80-09-985	0K2A3-41-400B	95-0K-K23		
8-97126-258-0	80-09-908	30100-06101	80-09-985	0K2A3-41-400C	95-K0-006		
8-97135-492-0	80-09-980	4317914	80-09-901	0K2JT-41-990	95-K0-007		
8-97143-146-1	80-09-902	4318262	80-09-901	0K30A-16-460	80-03-388		
8-97163-194-0	80-09-905	4318267	80-09-900	0K30C-11500A	91-0K-K05		
8-97207-245-0	80-09-980	4668632AD	95-00-002	0K370-16-510	90-03-397		
8-97217-985-0	80-09-980	52107652AC	95-00-001	0K552-16-460	80-0K-001		
8-97255313-0	90-09-902	53008342	90-00-004	0K553-41-990	95-K0-001		
8-97316591-0	90-09-903	8953004467	95-00-099	0K76K41920	85-0K-005		
8-97320355-0	80-09-906	KIA		0K9A0-16-460B	80-0K-000		
8-973899100	80-09-910	ASHIKA		0K9A2-41-920A	85-K0-000		
8-97941-515-0	85-09-900	0F507-16-460C	80-0K-001	0K9A2-41-990B	95-K0-000		
8-97943-407-0	95-09-900	0FE62-16-510A	90-03-305	0S089-41-400	95-0K-019		
8-97944277-0	80-09-909	0K011-16-510	90-03-300	23200-02800	91-0K-K03		
8-97945679-0	80-09-909	0K011-16-510A	90-03-305	23200-2B000	91-0K-K04		
8-97946171-0	80-09-911	0K011-41-920A	85-K0-011	23200-4A001	91-0K-K00		
8943794990	90-09-999	0K011-41-920B	85-K0-003	23200-4A040	91-0K-K01		
8944671152	80-09-912	0K011-41-990C	95-K0-008	23200-4A050	91-0K-K01		
8973002110	95-09-902	0K011-41-990E	95-K0-003	23200-4A103	91-0K-K02		
8973494250	85-09-901	0K013-16-460	80-03-375	23200-4A103	91-0K-K02		
94-101-243	90-09-900	0K013-16-460A	80-03-375	23200-4X520	91-0K-K06		
94111687	80-09-901	0K016-16-460A	80-03-375	23200-4X522	91-0K-K06		
94114850	80-09-901	0K016-16-460B	80-03-375	23200A100	91-0K-K02		
94125568	80-09-901	0K01A-41-990A	95-K0-004	41100-02510	80-05-567		
94259717	80-09-901	0K04R-16-460	80-03-376	41100-02820	80-0K-K19		
944451042	80-09-901	0K04R-16-460	80-03-375	41100-23000	80-0K-K12		
94451042	80-09-901	0K201-16-460A	80-03-389	41100-23030	80-0K-K13		
94455475	80-09-901	0K201-16-510	90-03-397	41100-23130	80-0K-K13		
9446-7115	80-09-995	0K201-41-920	85-K0-012	41100-23136	80-0K-K13		
94466060	80-09-901	0K201-41-920A	85-K0-013	41100-23510	80-0K-K14		
R91-132-061	90-09-900	0K203-16-510	90-03-397	41100-23580	80-0K-K14		
R91-149-501	90-09-900	0K20A-33251	80-03-397	41100-24200	80-0K-K18		
JEEP		0K20N-16-460	80-03-389	41100-26030	80-0K-K20		
ASHIKA		0K20N-16-460	80-03-397	41100-28600	80-0K-K15		
010250-6803	80-09-986	0K20N-16-460A	80-03-397	41100-28610	80-0K-K16		
		0K20W-41-400	95-K0-012	41100-32021	80-0K-K17		



CROSS REFERENCE LIST
VERGLEICHLISTE
LISTA DE REFERENCIAS CRUZADES
LISTA DE COMPARAISON
LISTA DI COMPARAZIONE

KIA		ASHIKA					
41100-39110		80-0H-016		K016-16-460	80-03-375	0802CA0020N	90-00-007
41100-39120		80-0H-005		K016-16-460	80-03-374	0802CA0130N	85-00-002
41100-39160		80-0H-012		K016-16-460A	80-03-374	MAZDA	
41100-39265		80-0K-K09		K016-16-460A	80-03-375	0222-16-222	90-03-302
41100-39310		80-0K-008		K016-16-460B	80-03-375	0290-16-150	80-03-306
41100-3C100		80-0K-006		K201-16-460	80-03-389	0290-16-460	80-03-306
41412-49600		90-0K-005		K201-16-510	90-03-397	0305-16-460B	80-03-303
41412-49650		90-0K-005		K203-16-460	80-03-388	0305-16-460C	80-03-303
41412-4Z000		90-03-300		K203-16-510	90-03-397	0305-16-460D	80-03-303
41421-23010		90-0K-K11		K20N-16-460	80-03-389	0317-16-460	80-03-300
41421-23020		90-0K-K11		K247-16-500	90-03-300	0317-16-460A	80-03-300
41421-23100		90-0K-K10		K24A-16-460A	80-03-388	0317-16-460B	80-03-300
41421-3B000		90-0H-H08		K24T-16-460A	80-0K-000	0317-41-920	85-03-300
41600-07600		95-0K-K20		K2A3-16-460	80-0K-003	0437-16-460	80-03-304
41600-4D000		95-0K-K24		K552-16-460	80-0K-001	0498-16-460	80-03-303
41600-4E000		95-0K-002		K55C-16-460	80-0K-007	0727-16-512	90-03-389
41605-2H000		95-0K-K05		K614-16-460	80-03-373	0820-16-510A	90-03-393
41605-2H200		95-0K-K05		K614-16-460A	80-03-373	0822-41-400A	95-03-300
41610-1D100		95-0K-K27		K71E-16-460	80-03-386	0839-16-460	80-03-304
41610-1G000		95-0K-K21		K71E-16-460	80-03-385	0862-16-460A	80-03-304
41610-1G800		95-0K-K22		K71E-16-460A	80-03-385	0862-16-460B	80-03-304
41610-2F200		95-0K-K26		K803-16-460	80-03-306	0862-16-460C	80-03-304
41610-38110		95-H0-006		K920-16-460	80-03-379	0862-16-460D	80-03-304
41610-38120		95-K0-009		K920-16-460B	80-03-380	0863-16-460	80-03-304
41610-3E000		95-K0-018		K924-16-460B	80-03-381	0866-16-460	80-03-303
41610-3E010		95-0K-K25		K9A0-16-460B	80-0K-000	0866-16-460A	80-03-303
41710-23000		85-0K-K20		KK139-16-460	80-03-377	0866-16-460B	80-03-303
41710-23010		85-0K-K20		KK150-16-460A	80-03-359	0866-22-460	80-03-303
41710-23100		85-0K-K21		KK150-16-460A	80-03-314	1011-41-400A	95-03-303
41710-23300		85-0K-K22		KL01-16-460A	80-03-395	1308-16-460A	80-03-300
41710-2Y000		85-K0-008		KL03-16-460	80-03-301	1308-16-460B	80-03-300
41710-2Z000		85-K0-013		KY02-16-460	80-03-359	1391-16-460	80-03-300
41710-3E100		85-K0-018		KY02-16-460A	80-03-359	1391-16-510A	90-03-394
41710-3Z001		85-K0-001		OK203-16-460	80-03-390	1393-16-510A	90-03-304
41710-3Z101		85-K0-002		S093-41-920	85-K0-004	1393-16-510B	90-03-304
H606-16-510 -A -B		90-03-305		LADA		1524-41-400A	95-03-305
K011-16-460		80-03-376		2101-1602610	95-00-000	1524-41-920	85-03-303
K011-16-460		80-03-375		404-010G	85-00-000	1E00-16-540A	85-03-320
K011-16-460A		80-03-375		LAND ROVER		1E01-16-540	85-03-320
K012-16-460		80-03-375		LR022452	90-0L-L00	1E0341990D	95-03-335
K012-16-460A		80-03-375		LEXUS		22400-64D01	80-03-357
K012-16-460A		80-03-375		13450-70011	91-02-204	22400-64D01	80-0W-002
K012-16-460A		80-03-376		MAHINDRA		22400-73B01	80-0W-002
K013-16-460		80-03-375		0801BA0361N	80-00-004	22400-73B78	80-0W-002



MAZDA	ASHIKA				
		96232994	80-03-362	B630-16-460	80-03-303
22400-A78B00	80-0W-002	99332-00890	80-09-901	B631-16-460	80-03-390
22400-A78B20	80-0W-002	AY02-16-460	80-0W-002	B631-16-460A	80-03-390
22400-A80D00	80-03-358	AY02-16-460	80-03-357	B631-16-460B	80-03-390
2835-41-400B	95-03-308	AZ02-16-460A	80-03-357	B633-16-460	80-03-390
30100-HC430	80-03-394	AZ02-16-460A	80-0W-002	B633-16-460A	80-03-390
30100-HC450	80-03-394	AZ03-16-460B	80-0W-002	B634-16-460	80-03-303
30100-HC451	80-03-394	AZ03-16-460B	80-03-357	B6Y2-16-460	80-03-302
3975-16-460	80-03-304	B180-41-920	85-03-399	B6Y2-16-460A	80-03-302
4084-41-920	85-03-301	B301-16-510A	90-03-396	BA5A-41-920	85-03-398
4130-41-400	95-03-301	B311-16-460	80-03-300	BC6D-41-990A	95-03-322
4132-16-460A	80-03-306	B311-16-460A	80-03-300	BC6D-41-990B	95-03-322
8052-16-460	80-03-303	B311-16-460B	80-03-300	BH87-41-400A	95-03-396
8052-16-460A	80-03-303	B312-16-460	80-03-300	BJON-41-920	85-03-323
8072-16-460	80-03-304	B312-16-460A	80-03-300	BJAB-41-920B	85-03-324
8116-41-400	95-03-312	B312-16-460C	80-03-300	BL62-41-400	95-03-399
8134-16-460	80-03-300	B315-16-510	90-03-397	BL87-41-990	95-03-398
8134-16-460B	80-03-300	B320-16-460	80-03-328	BP02-16-460B	80-03-329
8162-22-460	80-03-303	B320-16-460A	80-03-328	BP02-16-510	90-03-310
8308-41-400	95-03-389	B321-16-460	80-03-328	BP09-16-460	80-03-394
8540-16-510	90-03-305	B3Y1-16-460	80-03-300	BP09-16-460	80-03-392
8540-16-510B	90-03-305	B455-41-920	85-03-329	BP09-16-460A	80-03-394
8541-41-920	85-03-304	B502-16-460	80-03-304	BR70-41-990	95-03-397
8593-41-400	95-03-306	B504-16-460A	80-03-302	BR70-41-990A	95-03-397
8871-41-400A	95-03-301	B504-16-460B	80-03-302	BR74-41-920	85-03-396
8965-213	80-03-360	B601-16-460	80-03-302	C201-16-490A	92-03-366
9023-6616	80-03-366	B602-16-460	80-03-311	C402-16-530A	90-03-313
9023-6617	80-03-366	B602-16-460A	80-03-311	D501-16-460	80-03-302
9034-2264	80-03-366	B609-16-460A	80-03-302	DD32-41-990	95-03-334
90363-45079	90-03-302	B609-16-460B	80-03-302	E301-16-460	80-03-300
90375104	80-03-362	B618-16-460	80-03-330	E301-16-510	90-03-301
90456667	80-03-362	B618-16-460	80-03-390	E301-16-510A	90-03-399
9478-5327	80-03-369	B618-16-460 -460A	80-03-390	E302-16-460	80-03-300
9483-7750	80-03-360	B618-16-460A	80-03-390	E302-16-460A	80-03-300
9607-9171	80-03-365	B619-16-460	80-03-390	E302-16-460B	80-03-300
96079171	80-03-362	B619-16-460	80-03-330	E303-16-460	80-03-300
96083561	80-03-362	B619-16-460 -460A	80-03-390	E3Y1-16-460	80-03-300
9612-9654	80-03-367	B619-16-460A	80-03-390	E502-16-460A	80-03-302
9612-9654A	80-03-366	B621-16-460	80-03-302	E502-16-460B	80-03-302
96129618	80-03-362	B622-16-460A	80-03-303	E504-16-460	80-03-304
9613-8855	80-03-366	B622-16-460A	80-03-399	E504-16-460B	80-03-304
9614-9661	80-03-363	B622-16-510	90-03-399	E506-16-460A	80-03-302
9618-3981	80-03-363	B623-16-460B	80-03-303	E512-16-460	80-03-302
9618-4036	80-03-366	B624-16-460	80-03-304	F044-41-920C	85-03-331



CROSS REFERENCE LIST
VERGLEICHLISTE
LISTA DE REFERENCIAS CRUZADES
LISTA DE COMPARAISON
LISTA DI COMPARAZIONE

MAZDA	ASHIKA				
F100-41-990B	95-03-331	FE63-16-460A	80-03-311	G607-16-460C	80-03-356
F151-41-92XA	85-03-333	FE65-16-460	80-03-311	G706-41-920A	85-03-395
F201-16-460	80-03-311	FE65-16-460A	80-03-311	GA02-41-400	95-03-302
F201-16-460A	80-03-311	FE65-16-460B	80-03-311	GA2A-41-920	85-03-393
F201-16-460B	80-03-311	FE67-16-460	80-03-311	GA2A-41-990	95-03-393
F201-16-460C	80-03-311	FE67-16-460	80-03-379	GC76-41-400B	95-03-395
F201-16-510	90-03-310	FE67-16-460A	80-03-379	GC76-41-400C	95-03-395
F202-16-460	80-03-311	FE67-16-460B	80-03-387	GE4T-41-990	95-03-320
F205-16-460	80-03-315	FE67-18-460A	80-03-311	GE4T-41-990C	95-03-329
F205-16-460A	80-03-311	FE69-16-460	80-03-311	GJ21-41-400A	95-03-323
F205-16-460B	80-03-311	FE69-16-460A	80-03-311	GJ21-41-400B	95-03-323
F205-16-460C	80-03-311	FE70-16-460	80-03-311	GJ22-41-920	85-03-394
F207-16-460A	80-03-311	FE70-16-460A	80-03-311	GJ6A-41-990	95-03-322
F208-16-460	80-03-311	FE82-16-510	90-03-310	GJ83-41-400	95-03-394
F208-16-460	80-03-378	FE82-16-510A	90-03-310	H001-41-400A	95-03-310
F208-16-460A	80-03-311	FE83-16-460	80-03-311	H001-41-400B	95-03-310
F208-16-460B	80-03-311	FE83-16-460A	80-03-311	H001-41-400C	95-03-310
F211-16-460	80-03-311	FE83-16-460C	80-03-311	H266-41-920A	85-03-326
F853-16-510	90-03-305	FE84-16-510	90-03-310	H604-16-460A	80-03-303
F858-16-460	80-03-311	FE90-16-460A	80-03-311	H604-16-460B	80-03-303
F858-16-460A	80-03-311	FE90-16-460B	80-03-311	H605-16-460A	80-03-303
F858-16-460B	80-03-382	FE90-16-460C	80-03-394	H605-16-460B	80-03-303
F864-16-460-460A	80-03-304	FE95-16-460	80-03-394	H606-16-160	80-03-309
F865-16-460	80-03-311	FE95-16-460A	80-03-394	H606-16-460	80-03-303
F865-16-460B	80-03-311	FE95-16-460B	80-03-394	H606-16-460A	80-03-303
F868-16-460	80-03-394	FE95-16-460D	80-03-394	H606-16-460B	80-03-303
FA01-41-920	85-03-304	FE96-16-460	80-03-394	H606-16-460C	80-03-303
FB01-41-400B	95-03-330	FP01-16-510	90-03-303	H606-16-510	90-03-305
FB01-41-400C	95-03-330	FS01-16-460	80-03-394	H606-16-510A	90-03-305
FB01-41-920	85-03-397	FS01-16-460A	80-03-394	H606-16-510B	90-03-305
FB53-16-510	90-03-305	FS01-16-460B	80-03-394	H607-16-460	80-03-309
FD01-41-920	85-03-332	FS05-16-460A	80-03-311	H607-16-460	80-03-303
FE05-41-990A	95-03-332	FS06-16-460	80-03-311	H607-16-460A	80-03-303
FE57-16-460	80-03-311	FS06-16-460A	80-03-324	H607-16-460B	80-03-303
FE61-16-460	80-03-311	G011-41-400	95-03-314	H608-16-460	80-03-303
FE61-16-460-460A	80-03-311	G011-41-920	85-03-301	H608-16-460A	80-03-303
FE61-16-460A	80-03-311	G560-16-510B	90-03-310	H610-16-460	80-03-309
FE62-16-460	80-03-311	G561-16-510	90-03-310	H610-16-460A	80-03-309
FE62-16-510	90-03-305	G561-16-510A	90-03-310	H702-41-920	85-03-301
FE62-16-510A	90-03-305	G561-16-510C	90-03-308	H805-16-460	80-03-311
FE62-16-510B	90-03-305	G601-16-460C	80-03-356	H805-16-460A	80-03-311
FE62-16-510C	90-03-305	G602-16-460	80-03-356	H805-16-460A	80-03-306
FE63-16-460	80-03-311	G602-16-460A	80-03-356	H805-16-460B	80-03-311
		G607-16-460B	80-03-356	H805-16-460C	80-03-311



MAZDA	ASHIKA				
H805-16-460D	80-03-311	LF0316460	80-03-331	R2A2-16-460B	80-03-335
H807-16-460D	80-03-383	LF0516460	80-03-336	RC911-62-200	80-03-372
H807-16-460F	80-03-383	LF08-16-460A	80-03-333	RF06-16-460A	80-03-311
HE03-16-460	80-03-306	MD735017	80-03-371	RF06-16-460B	80-03-311
HE03-16-460A	80-03-306	N203-16-460A	80-03-311	RF06-16-460C	80-03-311
HE03-16-460B	80-03-306	N203-16-460B	80-03-311	RF06-16-460F	80-03-311
HE04-16-460A	80-03-304	N204-16-460A	80-03-320	RF07-16-460	80-03-311
HE04-16-460B	80-03-304	N205-16-460	80-03-311	RF07-16-460A	80-03-311
HE05-16-460	80-03-304	N302-16-460	80-03-317	RF2916610	91-03-300
HE05-16-460B	80-03-304	N303-16-460	80-03-320	RF301-64-60B	80-03-316
HE06-16-460	80-03-311	N303-16-460A	80-03-320	RF3016610C	91-03-302
HE06-16-460A	80-03-311	N305-16-460	80-03-317	RF71-18-381	80-09-901
HE07-16-460	80-03-311	N307-16-460	80-03-317	RF71-18-381A	80-09-901
HE07-16-460A	80-03-311	N308-16-460	80-03-320	RF71-18-381B	80-09-901
HE07-16-460B	80-03-311	N309-16-510	90-03-310	S089-41-920	85-03-389
HE08-16-460C	80-03-306	N309-16-510	90-03-305	S089-41-990	95-03-390
HE08-16-460D	80-03-306	N310-16-460A	80-03-325	S093-41-920	85-03-391
HE08-16-460E	80-03-306	N310-16-460B	80-03-325	S093-41-920B	85-03-391
HE08-16-460F	80-03-306	N312-16-460	80-03-317	S201-16-460	80-03-306
HE08-16-460G	80-03-306	N315-16-460B	80-03-325	S206-16-460	80-03-306
HE10-16-460	80-03-306	N315-16-460B	80-03-326	S206-16-460A	80-03-306
HE10-16-460A	80-03-306	N315-16-460C	80-03-326	S504-16-460	80-03-304
HE10-16-460A	80-03-306	N315-16-460C	80-03-325	SE03-16-460B	80-03-355
HE29-41-920B	85-03-328	N315-16-510	90-03-309	SE03-16-510	90-03-305
JC01-16-530D	90-03-315	NA01-41-400A	95-03-328	SH0116510	90-03-317
JE02-16-460	80-03-322	NA01-41-920	85-03-330	SH0216460	80-03-338
JE02-16-460 D	80-03-311	NA01-41-920A	85-03-330	SL01-16-460	80-03-354
JE02-16-460A	80-03-322	NA01-41-920B	85-03-330	SR02-16-510	90-03-310
JE04-16-460	80-03-322	PE01-16-460	80-03-337	SR02-16-51A	90-03-310
JE04-16-460A	80-03-322	PN01-16-460	80-03-302	T5T1-16-510	90-03-301
JF01-16-460B	80-03-322	PN01-16-460-460A	80-03-302	UB39-41-920	85-03-390
K803-16-460	80-03-306	PN01-16-460A	80-03-302	UB93-41-400A	95-03-391
K803-16-460A	80-03-306	PN05-16-460	80-03-302	UC86-41-400	95-03-392
K934-16-460A	80-03-384	PN05-16-460A	80-03-302	UC86-41-400A	95-03-392
KL01-16-460A	80-03-394	PN06-16-460	80-03-302	UC86-41-920	85-03-392
KL01-16-460B	80-03-394	PN40-18-381	80-09-901	UE37-41-920	85-03-327
KL01-16-460D	80-03-394	PN40-18-381X	80-09-901	UE38-41-920	85-03-327
KL05-16-460	80-03-394	R201-16-460C	80-03-311	V101-16-460	80-03-353
L304-16-460B	80-03-308	R201-16-460D	80-03-311	V101-16-460A	80-03-353
L3Y1-16-50X	92-03-371	R201-16-460E	80-03-311	V101-16-460B	80-03-353
L501-16-530	90-03-316	R201-16-460F	80-03-311	WE01-16-610D	91-03-301
L50116460	80-03-331	R207-16-460	80-03-311	WE01-16460	80-03-308
LA01-41-990	95-03-326	R207-16-460A	80-03-311	WL05-16-460A	80-03-305
LF01-16-510	90-03-312	R207-16-460B	80-03-311	WLA2-16-460F	80-03-305



MAZDA	ASHIKA				
Y401-16-460	80-03-323	90363-38040	90-05-500	MD701152	80-05-503
Y701-16-460	80-03-394	90363-38043	90-05-500	MD701153	80-05-503
Y701-16-460B	80-03-394	90363-38056	90-05-500	MD701154	80-05-503
YF01-16-460E	92-03-367	90363-38084	90-05-500	MD701155	80-05-503
Z601-16-530A	90-03-314	KAO-0306	85-05-583	MD701167	80-05-500
Z604-16-460	80-03-332	M819939	90-05-591	MD701191	80-05-500
Z6Y1-16-50X	92-03-370	MB012098	95-05-527	MD701193	80-05-500
ZJ0216460	80-03-310	MB012099	95-05-504	MD701194	80-05-500
MERCEDES-BENZ	ASHIKA	MB012300	95-05-580	MD701195	80-05-500
MB301-16-460	80-03-359	MB012542	95-05-527	MD701196	80-05-500
MB301-16-460A	80-03-359	MB012542	95-05-502	MD701283	90-05-500
MB321-16-460	80-03-359	MB012597	95-05-506	MD703150	80-05-502
MD802104-05-06	80-05-502	MB012629	95-05-508	MD703151	80-05-502
MD802127	80-05-513	MB012660	95-05-596	MD703270	90-05-503
MR145801	80-05-513	MB012660	95-05-503	MD705097	80-05-511
MITSUBISHI	ASHIKA	MB165130	95-05-592	MD705097	80-05-500
09269-38001	90-05-500	MB165130	95-05-506	MD705098	80-05-510
1120A130	91-05-501	MB555031	95-05-501	MD706180	90-05-502
2300A034	92-05-575	MB555031	95-05-597	MD710003	80-05-510
2301A002	80-05-524	MB555115	95-05-591	MD710325	80-05-513
2301A007	80-05-532	MB555145	95-05-592	MD710399	85-05-505
2301A021	80-05-590	MB555145	95-05-506	MD710400	85-05-599
2301A024	80-05-530	MB555191	95-05-592	MD710840	80-05-500
2301A051	80-05-530	MB555192	95-05-592	MD711471	85-05-598
2301A054	80-05-533	MB555202	95-05-502	MD711471	85-05-599
2301A088	80-05-536	MB555204	95-05-507	MD712383	85-05-598
2324A015	90-05-510	MB555227	95-05-595	MD712383	85-05-599
2324A077	90-05-510	MB555274	95-05-598	MD713194	80-05-500
2355A004	91-05-500	MB555391	95-05-579	MD713775	80-05-527
2355A006	91-05-500	MB555413	95-05-500	MD714227	85-05-596
2960A042	90-05-512	MB555423	95-05-599	MD714299	80-05-513
31470-7012	85-05-596	MB670211	85-05-575	MD714370	80-05-507
31470-7055	85-05-597	MB837549	90-05-511	MD714707	80-05-500
31470-7140	85-05-592	MB919427	80-05-591	MD714707	80-05-515
41600-43020	95-05-585	MB937354	80-05-569	MD715522	80-05-513
41610-22060	95-05-589	MB937568	80-05-568	MD716747	80-05-516
41610-24000	95-05-594	MD137726	91-05-503	MD717085	80-05-513
41700-43150	85-05-581	MD145619	90-05-591	MD717221	85-05-593
9-00095-040-0	90-05-500	MD373136	91-05-504	MD717530	80-05-527
9-00095-040-1	90-05-500	MD374117	91-05-502	MD718056	85-05-501
90363-38001	90-05-500	MD600340	90-05-507	MD718368	85-05-591
90363-38009	90-05-500	MD700257	90-05-504	MD718392	85-05-595
90363-38019	90-05-500	MD701150	80-05-503	MD718638	85-05-591
		MD701151	80-05-503	MD718824	80-05-507



MITSUBISHI		ASHIKA					
MD718955	80-05-516	MD728704	80-05-510	MD746078	80-05-592		
MD719026	80-05-510	MD729517	80-05-507	MD746411	80-05-523		
MD719206	80-05-510	MD730108	85-05-589	MD748042	80-05-592		
MD719469	90-05-505	MD730179	85-05-576	MD748262	80-05-510		
MD719548	80-05-500	MD730980	80-05-519	MD749998	90-0H-002		
MD719925	90-05-597	MD730980	80-05-513	MD771133	80-05-516		
MD720064	80-05-510	MD731447	80-05-507	MD771222	80-05-502		
MD720345	80-05-515	MD732137	80-05-527	MD771230	80-05-516		
MD720345	80-05-500	MD732163	80-05-592	MD771329	80-05-500		
MD721401	80-05-516	MD732359	80-05-514	MD771444	80-05-501		
MD722483	80-05-527	MD733228	85-05-595	MD771457	80-05-501		
MD722656	85-05-596	MD733246	80-05-539	MD771467	80-05-510		
MD722744	90-05-502	MD733300	80-05-591	MD771554	80-05-501		
MD723812	80-05-527	MD733339	85-05-576	MD786589	80-05-513		
MD723861	80-05-513	MD734792	80-05-516	MD802060	80-05-503		
MD723868	80-05-500	MD735646	80-05-516	MD802062	80-05-503		
MD723882	80-05-519	MD735647	80-05-534	MD802063	80-05-503		
MD723882	80-05-591	MD735916	80-05-591	MD802064	80-05-503		
MD723882	80-05-513	MD735959	80-05-513	MD802080	80-05-500		
MD723883	80-05-513	MD736820	80-05-591	MD802081	80-05-500		
MD723883	80-05-591	MD739506	80-05-597	MD802082	80-05-500		
MD724297	80-05-519	MD740318	85-05-592	MD802083	80-05-500		
MD724297	80-05-592	MD740446	80-05-502	MD802086	80-05-500		
MD724823	80-05-507	MD741009	80-05-597	MD802102	80-08-815		
MD724829	80-05-516	MD741289	80-05-534	MD802102	80-05-502		
MD724849	80-05-502	MD741290	80-05-534	MD802104	80-05-502		
MD724849	80-05-516	MD741324	80-05-596	MD802105	80-05-502		
MD725933	80-05-522	MD741736	80-05-592	MD802106	80-05-502		
MD726558	80-05-515	MD742157	85-05-592	MD802120	80-05-513		
MD726558	80-05-500	MD742366	80-05-519	MD802121	80-05-513		
MD726957	85-05-589	MD742366	80-05-591	MD802122	80-05-513		
MD727685	80-05-519	MD742366	80-05-513	MD802123	80-05-513		
MD727685	80-05-513	MD742680	80-05-510	MD802128	80-05-513		
MD727685	80-05-591	MD742681	80-05-516	MD802129	80-05-513		
MD728637	80-05-539	MD742684	80-05-591	MD802131	80-05-513		
MD728699	80-05-516	MD742832	80-05-500	MD802133	80-05-513		
MD728700	80-05-502	MD742853	80-05-500	MD802180	80-05-500		
MD728700	80-05-516	MD742858	80-05-535	MD802181	80-05-500		
MD728701	80-05-519	MD743616	80-05-500	MD802200	80-05-507		
MD728701	80-05-592	MD744097	80-05-592	MD802201	80-05-507		
MD728702	80-05-513	MD744788	80-05-534	MD802202	80-05-507		
MD728702	80-05-519	MD744823	80-05-507	MD819939	90-05-591		
MD728703	80-05-513	MD745934	80-05-534	MD837230	80-05-513		
		MD745935	80-05-534	ME-600341	90-05-507		



MITSUBISHI		ASHIKA			
ME200232	91-05-505	MR317680	80-05-596	16300279.1	85-08-899
ME500154	80-05-589	MR336071	80-05-590	16300282.0	95-01-197
ME500185	80-05-588	MR374499	95-05-511	16300282.1	95-01-197
ME500237	80-05-589	MR374858	95-05-510	16300283.0	95-01-197
ME500261	80-05-588	MR410188	85-05-573	16300304.0	85-08-899
ME500301	80-05-588	MR410492	80-05-501	16300343.0	85-01-196
ME500382	80-05-588	MR430585	90-05-505	16300355-0	90-01-191
ME500394	80-05-588	MR446364	80-05-509	164001831	85-01-181
ME500401	80-05-528	MR446366	91-05-500	164002100	95-01-194
ME500402	80-05-594	MR453864	80-05-506	164052080	85-01-156
ME500402	80-05-529	MR477386	80-05-560	23357-BN700	90-05-591
ME500424	80-05-594	MR491998	95-05-509	2654-2520-0103	80-00-005
ME500443	80-05-528	MR553469	85-05-574	2654-2520-0106	80-00-005
ME500448	80-05-528	MR553643	80-05-509	2654-2520-0109	80-00-005
ME500512	80-05-588	MR980563	85-05-571	2654-2520-0110	80-00-005
ME500555	80-05-528	MR980799	85-0M-M01	2676.066.020	95-01-197
ME500556	80-05-528	MT209225	90-06-600	2676.066.027	85-08-899
ME500750	80-05-588	MW6900012	90-05-513	2676.066.028	85-08-899
ME581119	90-05-505	MW8667661	90-05-513	2699 2520 0101	80-00-005
ME600340	90-05-507	XD802180	80-05-500	30001-9X426	92-01-1034
ME600576	90-05-507	NISSAN ASHIKA		30001-9X427	92-01-1035
ME602710	90-05-507	0100-H1004	80-01-115	30001-9X430	92-01-1034
ME605584	90-05-507	02117-87023	80-09-901	30001-G9726	92-01-195
ME620330	90-03-302	02117-87023TM	80-09-901	30001-G9825	92-01-195
MN101605	95-05-513	02117-87026	80-09-901	3000100QAP	92-01-1051
MN130489	80-05-531	11720-V2000	80-09-901	3000100QOF	92-01-1051
MN132331	80-05-530	11720-V2000TM	80-09-901	300012X928	92-01-1036
MN168046	80-05-530	11720-W0700	80-09-901	30100-00Q0F	80-01-152
MN171419	90-05-506	11720-Y4005	80-09-901	30100-01B10	80-01-118
MR111650	80-05-596	12310-00Q0J	91-01-105	30100-01B10-01B12	80-01-118
MR112220	95-05-512	12310-00Q1E	91-01-106	30100-01B12	80-01-118
MR132298	95-05-594	12310-00Q1F	91-01-105	30100-01B60	80-01-118
MR132298	95-05-527	12310-22J01	91-01-100	30100-01B64	80-01-118
MR145619	90-05-509	12310-8H800	91-01-101	30100-01B70	80-01-118
MR145801	80-05-591	12310-8H801	91-01-101	30100-01B70-01B71	80-01-118
MR151616	95-05-578	12310-AW400	91-01-103	30100-01B71	80-01-118
MR165177	85-05-572	12310-EB30A	91-01-102	30100-01B94	80-01-118
MR176324	85-05-500	12310-VC102	91-01-104	30100-01G10	80-01-137
MR176336	80-05-590	12310-VC105	91-01-104	30100-01T22	80-01-135
MR195311	80-05-590	12310-VC10A	91-01-104	30100-01T24	80-01-135
MR195689	90-05-505	16205050-0	80-01-191	30100-01T61	80-01-135
MR196313	80-05-591	16205051-0	80-01-191	30100-01T65	80-01-139
MR267829	95-05-509	16300191.1	85-08-899	30100-01W07	80-01-100
		16300278.1	85-08-899	30100-02C05	80-01-100



NISSAN	ASHIKA				
30100-02N63	80-01-135	30100-07N75	80-01-135	30100-16A10	80-01-115
30100-02N70	80-01-145	30100-07P00	80-01-133	30100-16A70	80-01-115
30100-02N72	80-01-145	30100-07P00	80-01-132	30100-16G00	80-01-105
30100-02N75	80-01-145	30100-07P10	80-01-133	30100-16G70	80-01-105
30100-02T01	80-01-181	30100-07P10	80-01-132	30100-17S00	80-01-105
30100-02T21	80-01-181	30100-07P18	80-01-132	30100-17U00	80-01-178
30100-02T60	80-01-181	30100-07P18	80-01-133	30100-17U01	80-01-178
30100-02T65	80-01-181	30100-09W00	80-01-105	30100-18G01	80-01-105
30100-02T70	80-01-181	30100-09W01	80-01-105	30100-18G10	80-01-105
30100-02T72	80-01-181	30100-09W10	80-01-105	30100-18G11	80-01-105
30100-02T74	80-01-181	30100-09W71	80-01-105	30100-18G60	80-01-105
30100-03E01	80-01-105	30100-0C419	80-01-105	30100-18L60	80-01-124
30100-03E02	80-01-105	30100-0C810	80-01-179	30100-18V01	80-01-105
30100-04F00	80-01-105	30100-0C810	80-01-105	30100-19900	80-01-107
30100-04S01	80-01-105	30100-0C815	80-01-179	30100-19901	80-01-107
30100-04U01	80-01-178	30100-0C815	80-01-105	30100-19V01	80-01-105
30100-04U02	80-01-178	30100-0H900	80-01-139	30100-1HC0A	80-01-131
30100-04U04	80-01-178	30100-0H901	80-01-178	30100-20J00	80-01-132
30100-04U05	80-01-178	30100-0M007	80-01-115	30100-20J60	80-01-132
30100-04U06	80-01-178	30100-0M900	80-01-180	30100-20J61	80-01-132
30100-04U07	80-01-178	30100-0W010	80-01-133	30100-20J62	80-01-132
30100-05E06	80-01-100	30100-0W010	80-01-132	30100-20J63	80-01-132
30100-05E06	80-01-124	30100-10G00	80-01-105	30100-20P00	80-01-178
30100-05E10	80-01-105	30100-10G01	80-01-105	30100-20V00	80-01-105
30100-05E20	80-01-105	30100-10G10	80-01-105	30100-20V01	80-01-105
30100-05E21	80-01-105	30100-10G60	80-01-105	30100-20V02	80-01-105
30100-05E22	80-01-105	30100-10G61	80-01-105	30100-20V03	80-01-105
30100-06E00	80-01-114	30100-11L00	80-01-105	30100-20V04	80-01-105
30100-06E01	80-01-114	30100-11M00	80-01-115	30100-20V09	80-01-105
30100-06E10	80-01-105	30100-11W00	80-01-105	30100-20V10	80-01-105
30100-06F00	80-01-105	30100-12T00	80-01-135	30100-20V11	80-01-105
30100-06J01	80-01-180	30100-13E10	80-01-127	30100-20V12	80-01-105
30100-06J02	80-01-180	30100-13E11	80-01-127	30100-20V68	80-01-105
30100-06J05	80-01-180	30100-13E12	80-01-127	30100-21000	80-01-107
30100-06J06	80-01-180	30100-13E13	80-01-127	30100-21000-003	80-01-107
30100-06J19	80-01-180	30100-13E20	80-01-127	30100-21003	80-01-107
30100-06R00	80-01-105	30100-13E21	80-01-127	30100-21E00	80-01-105
30100-06R10	80-01-105	30100-13E92	80-01-127	30100-21E01	80-01-105
30100-06R60	80-01-105	30100-13E94	80-01-127	30100-21G00	80-01-135
30100-06S01	80-01-105	30100-14C00	80-01-115	30100-21G60	80-01-135
30100-07L00	80-01-105	30100-14L10	80-01-105	30100-21G70	80-01-135
30100-07N62	80-01-135	30100-14L11	80-01-105	30100-21G71	80-01-135
30100-07N72	80-01-135	30100-14L60	80-01-105	30100-21P00	80-01-132
		30100-16A00	80-01-115	30100-21P60	80-01-132



CROSS REFERENCE LIST
VERGLEICHLISTE
LISTA DE REFERENCIAS CRUZADES
LISTA DE COMPARAISON
LISTA DI COMPARAZIONE

NISSAN	ASHIKA				
30100-21R10	80-01-122	30100-30F00	80-01-105	30100-43S20	80-01-124
30100-21R11	80-01-122	30100-30F01	80-01-105	30100-44B10	80-01-199
30100-21V01	80-01-178	30100-30P00	80-01-178	30100-44F00	80-01-198
30100-21V02	80-01-178	30100-30P01	80-01-178	30100-44F04	80-01-198
30100-21V07	80-01-178	30100-31G00	80-01-135	30100-45P00	80-01-178
30100-21V08	80-01-178	30100-31G01	80-01-135	30100-45P10	80-01-193
30100-21V09	80-01-178	30100-31G02	80-01-135	30100-45P11	80-01-193
30100-22A00	80-01-115	30100-31G10	80-01-135	30100-46L10	80-01-105
30100-22A01	80-01-115	30100-31G11	80-01-135	30100-46L20	80-01-105
30100-22A02	80-01-115	30100-31G18	80-01-135	30100-46L21	80-01-105
30100-22J00	80-01-132	30100-31G21	80-01-135	30100-4F400	80-01-199
30100-22J01	80-01-132	30100-31U02	80-01-177	30100-50A00	80-01-115
30100-22J02	80-01-186	30100-32G00	80-01-105	30100-50A01	80-01-115
30100-22J02	80-01-132	30100-32R00	80-01-127	30100-50Y00	80-01-115
30100-22J03	80-01-132	30100-32R01	80-01-127	30100-50Y09	80-01-115
30100-22J03	80-01-186	30100-33M00	80-01-115	30100-51E10	80-01-124
30100-22J04	80-01-132	30100-33M92	80-01-115	30100-51E11	80-01-124
30100-22J13	80-01-139	30100-33M94	80-01-115	30100-51E18	80-01-124
30100-22P00	80-01-132	30100-34W00	80-01-105	30100-51F08	80-01-179
30100-22P00	80-01-133	30100-35V01	80-01-105	30100-51F14	80-01-179
30100-22P00	80-01-137	30100-36E60	80-01-100	30100-51F15	80-01-179
30100-23E01	80-01-105	30100-36E60	80-01-124	30100-51F16	80-01-179
30100-23G60	80-01-105	30100-37G61	80-01-135	30100-51L00	80-01-105
30100-23G61	80-01-105	30100-37G62	80-01-135	30100-51L01	80-01-105
30100-23P61	80-01-135	30100-38F00	80-01-198	30100-52A00	80-01-185
30100-23P61	80-01-132	30100-39V00	80-01-139	30100-52A01	80-01-185
30100-24F00	80-01-105	30100-39V01	80-01-139	30100-52A02	80-01-185
30100-26E01	80-01-105	30100-39V02	80-01-139	30100-52A03	80-01-185
30100-26W00	80-01-105	30100-39V07	80-01-139	30100-52F10	80-01-136
30100-27G00	80-01-105	30100-39V08	80-01-139	30100-52F14	80-01-136
30100-28F00	80-01-105	30100-39V09	80-01-139	30100-52F20	80-01-136
30100-28L00	80-01-105	30100-40P00	80-01-193	30100-52L00	80-01-132
30100-28L01	80-01-105	30100-40P01	80-01-193	30100-52L01	80-01-132
30100-28L10	80-01-105	30100-40U00	80-01-178	30100-52L10	80-01-139
30100-28L11	80-01-105	30100-40U01	80-01-178	30100-53J04	80-01-196
30100-28L60	80-01-105	30100-40U02	80-01-178	30100-53Y10	80-01-185
30100-28L61	80-01-105	30100-40U10	80-01-178	30100-53Y19	80-01-185
30100-2F200	80-01-194	30100-40U11	80-01-178	30100-53Y20	80-01-185
30100-2F205	80-01-109	30100-41M01	80-01-110	30100-54A10	80-01-121
30100-2F215	80-01-109	30100-41M90	80-01-110	30100-54A12	80-01-121
30100-2F605	80-01-197	30100-43G10	80-01-135	30100-54C00	80-01-180
30100-2S404	80-01-156	30100-43G10	80-01-184	30100-54C01	80-01-180
30100-2T300	80-01-105	30100-43S05	80-01-124	30100-54C09	80-01-180
		30100-43S05	80-01-100	30100-54C10	80-01-180



NISSAN	ASHIKA				
30100-54C12	80-01-180	30100-76N04	80-01-196	30100-92S01	80-01-132
30100-54C19	80-01-180	30100-76N05	80-01-196	30100-92S01	80-01-178
30100-54C20	80-01-180	30100-77A00	80-01-185	30100-92S02	80-01-178
30100-55S00	80-01-105	30100-77A01	80-01-185	30100-96E00	80-01-178
30100-56A12	80-01-114	30100-77A02	80-01-185	30100-96E01	80-01-178
30100-56E01	80-01-198	30100-77A10	80-01-185	30100-96E08	80-01-178
30100-58Y00	80-01-196	30100-77A11	80-01-185	30100-96E09	80-01-178
30100-58Y04	80-01-196	30100-78E00	80-01-127	30100-9C004	80-01-189
30100-58Y09	80-01-196	30100-78E01	80-01-127	30100-9C005	80-01-189
30100-59E00	80-01-105	30100-80G00	80-01-132	30100-9C200	80-01-189
30100-59E01	80-01-105	30100-80G00	80-01-188	30100-A6800	80-01-100
30100-59E02	80-01-105	30100-80G01	80-01-188	30100-A6801	80-01-100
30100-59E11	80-01-105	30100-80G01	80-01-132	30100-A6802	80-01-100
30100-59E12	80-01-105	30100-80G09	80-01-132	30100-AU000	80-01-147
30100-59S00	80-01-132	30100-80G60	80-01-132	30100-AU010	80-01-147
30100-59S08	80-01-132	30100-80G61	80-01-132	30100-AU400	80-01-148
30100-60Y00	80-01-114	30100-80G62	80-01-132	30100-AU600	80-01-119
30100-60Y01	80-01-114	30100-80S00	80-01-105	30100-B2100	80-01-107
30100-60Y19	80-01-114	30100-80S01	80-01-105	30100-B3000	80-01-100
30100-62Y00	80-01-180	30100-81L00	80-01-198	30100-B3000	80-07-715
30100-62Y09	80-01-180	30100-81N00	80-01-180	30100-B3001	80-01-100
30100-62Y20	80-01-180	30100-85E00	80-01-178	30100-B5000	80-01-100
30100-65J60	80-01-142	30100-85E01	80-01-178	30100-B5000	80-07-715
30100-6E600	80-01-178	30100-85E08	80-01-178	30100-B8500	80-01-146
30100-6E608	80-01-178	30100-85W00	80-01-105	30100-C7000	80-01-135
30100-6E609	80-01-178	30100-85W70	80-01-105	30100-C7001	80-01-135
30100-70A00	80-01-114	30100-85W77	80-01-105	30100-C7001-002	80-01-135
30100-70J01	80-01-194	30100-86W00	80-01-105	30100-C7002	80-01-135
30100-70J02	80-01-194	30100-87A00	80-01-115	30100-C7300	80-01-135
30100-70J12	80-01-194	30100-87G00	80-01-184	30100-C7300	80-01-132
30100-70J12	80-01-197	30100-87G00	80-01-135	30100-C7371	80-01-135
30100-71E00	80-01-127	30100-87G01	80-01-184	30100-C7371	80-01-132
30100-71E02	80-01-127	30100-87G05	80-01-184	30100-C7900	80-01-135
30100-71E18	80-01-127	30100-8E100	80-01-180	30100-C7901	80-01-135
30100-71J12	80-01-196	30100-8E101	80-01-180	30100-C7971	80-01-135
30100-71N00	80-01-120	30100-8E105	80-01-180	30100-C8001	80-01-128
30100-71N00 -7104	80-01-120	30100-8E107	80-01-180	30100-C8020	80-01-128
30100-71N04	80-01-120	30100-8E110	80-01-180	30100-C8060	80-01-128
30100-725J00	80-01-194	30100-8H30A	80-01-149	30100-C8261	80-01-135
30100-72B00	80-01-199	30100-90E00	80-01-178	30100-C8262	80-01-135
30100-72J00	80-01-194	30100-91P00	80-01-135	30100-C8286	80-01-135
30100-73N00	80-01-196	30100-91P02	80-01-135	30100-C8761	80-01-132
30100-76N00	80-01-196	30100-92508	80-01-178	30100-C8761	80-01-135
		30100-92S00	80-01-178	30100-C8762	80-01-135



CROSS REFERENCE LIST
VERGLEICHLISTE
LISTA DE REFERENCIAS CRUZADES
LISTA DE COMPARAISON
LISTA DI COMPARAZIONE

NISSAN	ASHIKA				
30100-C8762	80-01-132	30100-H1001	80-01-115	30100-M7700	80-01-101
30100-D0100	80-01-114	30100-H1002	80-01-115	30100-M7702	80-01-101
30100-D0110	80-01-114	30100-H1003	80-01-115	30100-M7761	80-01-110
30100-D0700	80-01-114	30100-H1004	80-01-115	30100-M7762	80-01-110
30100-D1700	80-01-114	30100-H1901	80-01-115	30100-M7790	80-01-101
30100-D1790	80-01-114	30100-H1901	80-01-105	30100-M7792	80-01-101
30100-D2700	80-01-114	30100-H1902	80-01-115	30100-M7793	80-01-101
30100-D2900	80-01-114	30100-H1903	80-01-115	30100-M7794	80-01-101
30100-D3300	80-01-114	30100-H5000	80-01-115	30100-M802	80-01-102
30100-D3308	80-01-114	30100-H5001	80-01-115	30100-M9000	80-01-102
30100-D3600	80-01-120	30100-H5200	80-01-115	30100-N0203	80-01-101
30100-D3601	80-01-120	30100-H5800	80-01-107	30100-N4200	80-01-135
30100-D3610	80-01-120	30100-H5801	80-01-107	30100-N4201	80-01-135
30100-D3660	80-01-120	30100-H7591	80-01-100	30100-N4202	80-01-135
30100-D3694	80-01-120	30100-H8900	80-01-115	30100-N4290	80-01-105
30100-D4400	80-01-105	30100-J0500	80-01-105	30100-N4292	80-01-105
30100-E0900	80-01-105	30100-J2200	80-01-105	30100-N4394	80-01-105
30100-E4100	80-01-105	30100-J6000	80-01-105	30100-N8400	80-01-100
30100-EB30A	80-01-150	30100-J6100	80-01-105	30100-N8484	80-01-100
30100-ED800	80-01-151	30100-JA00A	80-01-117	30100-N8490	80-01-100
30100-ED80A	80-01-113	30100-JX00C	80-01-151	30100-N8491	80-01-100
30100-EQ00A	80-01-119	30100-K0400	80-01-107	30100-N8493	80-01-100
30100-EQ010	80-01-119	30100-K0400	80-01-100	30100-N8494	80-01-100
30100-F5100	80-01-105	30100-K0500	80-01-107	30100-P0500	80-01-105
30100-F5100	80-01-146	30100-K0600	80-01-100	30100-P8600	80-01-135
30100-F5500	80-01-135	30100-M0201	80-01-101	30100-P8601	80-01-105
30100-F5592	80-01-135	30100-M0202	80-01-101	30100-P9201	80-01-135
30100-F5594	80-01-135	30100-M0203	80-01-101	30100-P9500	80-01-132
30100-F5900	80-01-105	30100-M0204	80-01-101	30100-P9510	80-01-132
30100-F6300	80-01-135	30100-M0800	80-01-102	30100-P9511	80-01-132
30100-F6300	80-01-139	30100-M0801	80-01-102	30100-P9592	80-01-132
30100-G3700	80-01-100	30100-M0801-802	80-01-102	30100-P9594	80-01-132
30100-G3700	80-01-124	30100-M0802	80-01-102	30100-Q9001	80-01-105
30100-G3701	80-01-124	30100-M5600	80-01-102	30100-R2001	80-01-105
30100-G3900	80-01-100	30100-M7000	80-01-102	30100-R3000	80-01-100
30100-G5102	80-01-115	30100-M7001	80-01-102	30100-R3001	80-01-100
30100-G5103	80-01-115	30100-M7002	80-01-102	30100-R8200	80-01-105
30100-G5401	80-01-100	30100-M7060	80-01-115	30100-R8210	80-01-105
30100-G5402	80-01-100	30100-M7061	80-01-115	30100-R8800	80-01-135
30100-G5501	80-01-124	30100-M7062	80-01-115	30100-R8800	80-01-123
30100-G5502	80-01-124	30100-M7063	80-01-115	30100-R8809	80-01-135
30100-G5507	80-01-124	30100-M7090	80-01-115	30100-R9200	80-01-135
30100-G5508	80-01-124	30100-M7091	80-01-102	30100-R9209	80-01-135
		30100-M7091	80-01-101	30100-S0200	80-01-100



NISSAN	ASHIKA				
30100-S3100	80-01-100	30100-V5500	80-01-105	30502-01B00	90-01-106
30100-S4300	80-01-135	30100-V5700	80-01-105	30502-03E18	90-01-109
30100-T1000	80-01-105	30100-V7100	80-01-132	30502-03E20	90-01-198
30100-T3200	80-01-105	30100-V7101	80-01-132	30502-03E24	90-01-198
30100-T5600	80-01-105	30100-V7107	80-01-132	30502-0F001	90-01-187
30100-T6000	80-01-105	30100-V7108	80-01-132	30502-0F003	90-01-187
30100-T6100	80-01-105	30100-V7300	80-01-105	30502-0F500	90-01-190
30100-T7070	80-01-135	30100-V7500	80-01-139	30502-12U00	90-05-509
30100-T7200	80-01-105	30100-VB008	80-01-128	30502-1W716	90-01-108
30100-T7210	80-01-182	30100-VB310	80-01-130	30502-1W718	90-01-108
30100-T7260	80-01-182	30100-VW215	80-01-186	30502-1W720	90-01-109
30100-T7269	80-01-182	30100-W1100	80-01-100	30502-1W724	90-01-199
30100-T7270	80-01-182	30100-W1101	80-01-100	30502-21000	90-01-100
30100-T8000	80-01-135	30100-W1102	80-01-100	30502-28E00	90-01-198
30100-T8001	80-01-135	30100-W1103	80-01-100	30502-28E01	90-01-198
30100-T8002	80-01-135	30100-W1700	80-01-100	30502-28E18	90-01-109
30100-T8003	80-01-135	30100-W1701	80-01-100	30502-28E19	90-01-109
30100-T8004	80-01-135	30100-W1702	80-01-100	30502-28E20	90-01-198
30100-T8007	80-01-135	30100-W1703	80-01-100	30502-28E21	90-01-198
30100-T8020	80-01-128	30100-W3400	80-01-105	30502-28E24	90-01-199
30100-U5100	80-01-100	30100-W3402	80-01-105	30502-2J600	90-01-199
30100-U7107	80-01-132	30100-W3403	80-01-105	30502-30P00	90-01-111
30100-U7500	80-01-100	30100-W3405	80-01-105	30502-31U00	90-01-188
30100-U7500 -1	80-01-100	30100-W3406	80-01-105	30502-31U20	90-01-198
30100-U7501	80-01-100	30100-W3411	80-01-100	30502-31U24	90-01-188
30100-V0700	80-01-135	30100-W3490	80-01-100	30502-45P00	90-01-111
30100-V0701	80-01-135	30100-W3600	80-01-105	30502-49801	90-01-100
30100-V0702	80-01-135	30100-W4200	80-01-100	30502-52A00	90-01-107
30100-V0709	80-01-135	30100-W4400	80-01-100	30502-52A60	90-01-107
30100-V0717	80-01-135	30100-Y4000	80-01-105	30502-53J00	90-01-107
30100-V0718	80-01-135	30100-Y4100	80-01-105	30502-53J01	90-01-107
30100-V1500	80-01-105	30100-Y4100	80-01-115	30502-53J05	90-01-107
30100-V1785	80-01-135	30100-Y4101	80-01-105	30502-54A00	90-01-107
30100-V1800	80-01-105	30100-Y4156	80-01-105	30502-56A00	90-01-108
30100-V2200	80-01-105	30100-Y6800	80-01-105	30502-56A60	90-01-108
30100-V2201	80-01-105	30100-Y9600	80-01-124	30502-69F10	90-01-116
30100-V2500	80-01-105	30100-Y9601	80-01-124	30502-6F900	90-01-123
30100-V2900	80-01-105	30100-Y9602	80-01-124	30502-7F000	90-01-187
30100-V3400	80-01-105	30300-CR10B	92-01-1054	30502-81N00	90-01-105
30100-V5200	80-01-132	30300-CR12B	92-01-1018	30502-81N05	90-01-105
30100-V5201	80-01-132	30435-M0100	90-01-102	30502-96E20	90-01-198
30100-V5210	80-01-139	30435-M0103	90-01-102	30502-9C000	90-01-192
30100-V5400	80-01-105	30435-M3000	90-01-102	30502-D3560	90-01-117
		30501-Y9504	90-01-192	30502-M8000	90-01-105



CROSS REFERENCE LIST
VERGLEICHLISTE
LISTA DE REFERENCIAS CRUZADES
LISTA DE COMPARAISON
LISTA DI COMPARAZIONE

NISSAN	ASHIKA				
30502-M8005	90-01-105	30610-3S104	95-01-149	30610-Y4401	95-01-106
30502-M8010	90-01-104	30610-3S107	95-01-149	30620-00Q0E	90-01-113
30502-M8060	90-01-105	30610-3S108	95-01-150	30620-00QAB	90-01-113
30502-V6200	90-01-197	30610-40F50	95-01-140	30620-01J01	85-01-187
30502-W1700	90-01-111	30610-40P02	95-01-142	30620-01W00	85-01-115
30502-W1701	90-01-105	30610-40P03	95-01-142	30620-01W01	85-01-115
30502-W1701	90-01-111	30610-45P10	95-01-143	30620-01W11	85-01-115
3050253J61	90-01-107	30610-51E01	95-01-192	30620-03E01	85-01-191
3050269F00	90-01-116	30610-59G10	95-01-186	30620-06S00	85-01-186
30570-00QAA	85-01-150	30610-5M007	95-01-146	30620-09G00	85-01-158
30610-01000	95-01-195	30610-5M017	95-01-146	30620-09G00	85-01-188
30610-01C00	95-01-195	30610-5M067	95-01-146	30620-09G05	85-01-158
30610-01G00	95-01-186	30610-63C10	95-01-144	30620-0T003	85-01-149
30610-01G01	95-01-186	30610-63C52	95-01-158	30620-10G00	85-01-185
30610-01G11	95-01-186	30610-76000	95-01-195	30620-18G50	85-01-189
30610-01J64	95-01-104	30610-7F000	95-01-163	30620-18G60	85-01-189
30610-06J02	95-01-199	30610-BN700	95-01-145	30620-18G61	85-01-184
30610-06R10	95-01-191	30610-C6002	95-01-183	30620-18G65	85-01-189
30610-09L00	95-01-115	30610-C7300	95-01-134	30620-18V00	85-01-194
30610-13E00	95-01-147	30610-C7301	95-01-134	30620-18V01	85-01-194
30610-13E00	95-01-105	30610-C7311	95-01-134	30620-21T00	85-01-148
30610-17N01	95-01-185	30610-C8201	95-01-134	30620-25N00	85-01-184
30610-17N02	95-01-185	30610-C8203	95-01-134	30620-2J061	85-01-142
30610-17N02/10	95-01-185	30610-EA000	95-01-111	30620-2J063	85-01-142
30610-1S700	95-01-153	30610-EA00A	95-01-111	30620-2J620	85-01-164
30610-1S710	95-01-153	30610-G2700	95-01-117	30620-2J660	85-01-164
30610-1S714	95-01-153	30610-G3600	95-01-195	30620-2J661	85-01-164
30610-1S717	95-01-153	30610-G3610	95-01-195	30620-2T000	85-01-161
30610-21T02	95-01-148	30610-H5802	95-01-101	30620-2T001	85-01-146
30610-28L01	95-01-116	30610-JG40A	85-01-106	30620-2T010	85-01-195
30610-2C100	95-01-184	30610-M1001	95-01-100	30620-2T010	85-01-161
30610-2C100	95-01-157	30610-M1002	95-01-100	30620-2T021	85-01-161
30610-2C110	95-01-184	30610-N4001	95-01-110	30620-30P00	85-01-193
30610-2C110	95-01-157	30610-P6500	95-01-109	30620-41L00	85-01-193
30610-2C117	95-01-157	30610-P6500	95-01-105	30620-48P00	85-01-193
30610-30R11	95-01-155	30610-Q2101	95-01-147	30620-56E01	85-01-190
30610-30R91	95-01-154	30610-R8000	95-01-120	30620-56E23	85-01-190
30610-34J00	85-01-199	30610-R9500	95-01-120	30620-56G13	85-01-158
30610-36E00	95-01-147	30610-T6100	95-01-148	30620-56G60	85-01-152
30610-36E01	95-01-147	30610-U7500	95-01-107	30620-5M30A	85-01-143
30610-36E01	95-01-190	30610-U7510	95-01-107	30620-5M360	85-01-143
30610-3J014	95-01-156	30610-VB000	95-01-151	30620-5M361	85-01-143
30610-3J015	95-01-156	30610-VB001	95-01-151	30620-65J00	85-01-163
		30610-W1611	95-01-193	30620-69F70	85-01-198



NISSAN	ASHIKA				
30620-71N20	85-01-141	31250-12170-171	80-02-235	30100-05200	80-0S-094
30620-71N21	85-01-141	31250-22042-043	80-02-201	30100-05210	80-0S-097
30620-80E00	85-01-166	31250-22070	80-02-201	30100-05220	80-0S-096
30620-80E20	85-01-166	31250-22071	80-02-201	30100-05224	80-0S-S04
30620-AU400	85-01-165	31250-22072	80-02-201	30100-05310	80-0S-099
30620-B5000	85-01-157	31250-30069-140	80-02-201	30100-06100	80-0S-098
30620-C6000	85-01-155	31250-30380-381	80-06-699	30100-06103	80-0S-S02
30620-C6100	85-01-155	31250-35210-211	80-02-246	30100-06210	80-0S-S03
30620-C8002	85-01-134	31250-60012-013	80-02-212	30100-08450	80-0S-S01
30620-C8003	85-01-134	31250-87611-612	80-06-619	30320-05010	90-09-998
30620-C9610	85-01-199	31250-87701-702	80-06-616	30320-05011	90-09-998
30620-D8600	85-01-196	32150-00QAA	90-01-112	30360-08100	90-0S-001
30620-EA00A	85-01-149	32150-00QAB	90-01-112	30360-21100	90-0S-S02
30620-G9800	85-01-199	32150-00QAC	90-01-112	30360-34001	90-0S-S03
30620-H1601	85-01-183	32150-00QAD	90-01-112	30500-09002	95-0S-S03
30620-H6100	85-01-103	33.326.00	95-01-197	30510-050001	95-S0-099
30620-H6101	85-01-103	37100021515	95-01-199	30510-05001	95-S0-097
30620-H6102	85-01-103	41634-22060	95-TUBE	30510-06011	95-S0-098
30620-M3800	85-01-101	C0001-2X928	92-01-1036	30510-08001	95-0S-S01
30620-M3801	85-01-101	C0100-53Y20	80-01-185	30510-21002	95-0S-S02
30620-R6401	85-01-107	C010M-24086	80-01-132	5002-302-000	80-0S-095
30620-T6000	85-01-145	OPEL ASHIKA		5100-301-000	80-09-984
30620-T6001	85-01-147	94-377-417	90-09-901	5210-301-00	80-0S-097
30620-T6002	85-01-145	PIAGGIO ASHIKA		5311-301-000	80-09-988
30620-T8002	85-01-115	31250-87573-000	80-06-618	5320-301-00	80-09-987
30620-T8003	85-01-147	PROTON ASHIKA		6620303011	91-0S-S01
30620-T8012	85-01-115	MD742713	80-05-527	6650302105	91-0S-S00
30620-U7000	85-01-104	RL210108	80-05-516	SUBARU ASHIKA	
30620-U7001	85-01-198	RELIANT ASHIKA		12310-AA113	91-07-700
30620-U7001	85-01-104	8200609202	85-01-150	12310-AA270	91-07-700
30620-U7100	85-01-104	RENAULT ASHIKA		12342-AA071	91-07-701
30620-V5001	85-01-193	7700110348	85-01-150	12345-AA000	91-07-702
30620-V6311	85-01-167	8200124021	85-01-150	12345-AA001	91-07-702
30620-v6321	85-01-151	SMART ASHIKA		12345-AA002	91-07-702
30620-V6370	85-01-151	1342500203	80-05-531	22400-86G00	80-08-805
30620-VB310	85-01-153	454 250 00 03	80-05-524	30100-3AA302	80-07-712
30620-VB370	85-01-153	454 254 00 08	90-05-512	30100-AA001	80-07-708
30620-WJ100	85-01-154	454 254 01 08	90-05-512	30100-AA010	80-07-708
30620-WJ103	85-01-154	45425-70379	85-0M-M01	30100-AA011	80-07-708
3062069F70	85-01-194	A 454 254 00 08	90-05-512	30100-AA020	80-07-708
306A0-JA60A	90-01-112	A 454 254 01 08	90-05-512	30100-AA041	80-07-707
306A0-JA60B	90-01-112	SSANGYONG ASHIKA		30100-AA042	80-07-707
306A0-JA60C	90-01-112	30100-05001	80-09-986	30100-AA070	80-07-708
		30100-05002	80-0S-095	30100-AA080	80-07-708



SUBARU	ASHIKA				
30100-AA111	80-07-708	30100-AA342	80-07-707	30100-KA121	80-07-704
30100-AA130	80-07-708	30100-AA350	80-07-711	30100-KA130	80-07-704
30100-AA180	80-07-707	30100-AA350	80-07-708	30100-KA131	80-07-704
30100-AA181	80-07-707	30100-AA370	80-07-708	30100-KA140	80-07-704
30100-AA182	80-07-707	30100-AA371	80-07-708	30100-KA141	80-07-704
30100-AA183	80-07-707	30100-AA372	80-07-711	30100-KA191	80-07-797
30100-AA184	80-07-707	30100-AA372	80-07-708	30100-KA210	80-07-797
30100-AA190	80-07-708	30100-AA380	80-07-711	30100-KA211	80-07-797
30100-AA191	80-07-708	30100-AA380	80-07-708	30100-KA270	80-07-797
30100-AA192	80-07-708	30100-AA381	80-07-708	30100-KA271	80-07-797
30100-AA193	80-07-708	30100-AA390	80-07-708	30100-KA290	80-07-704
30100-AA194	80-07-708	30100-AA410	80-07-711	30100-KA291	80-07-704
30100-AA195	80-07-708	30100-AA410	80-07-708	30100-KA300	80-07-704
30100-AA200	80-07-708	30100-AA411	80-07-708	30100-KA320	80-07-797
30100-AA201	80-07-708	30100-AA412	80-07-708	30100-KA340	80-07-797
30100-AA210	80-07-708	30100-AA451	80-07-795	30100-KA350	80-07-797
30100-AA220	80-07-708	30100-AA510	80-07-708	30100-KA351	80-07-797
30100-AA230	80-07-708	30100-AA530	80-07-712	30100-KA410	80-07-796
30100-AA231	80-07-708	30100-AA590	80-07-713	30100-KA411	80-07-796
30100-AA251	80-07-708	30100-AA600	80-07-714	30100-KA420	80-07-796
30100-AA252	80-07-708	30100-AA620	80-07-713	30100AA672	80-07-716
30100-AA253	80-07-708	30100-AA660	80-07-713	30502-4700	90-06-600
30100-AA254	80-07-708	30100-AA671	80-07-716	30502-AA000	90-07-702
30100-AA261	80-07-708	30100-AA680	80-07-713	30502-AA001	90-07-702
30100-AA262	80-07-708	30100-AA690	80-07-715	30502-AA002	90-07-702
30100-AA263	80-07-708	30100-AA720	80-07-714	30502-AA021	90-07-702
30100-AA264	80-07-708	30100-AA851	80-07-713	30502-AA031	90-07-704
30100-AA271	80-07-708	30100-AA900	80-07-714	30502-AA042	90-07-705
30100-AA272	80-07-708	30100-AA960	80-07-717	30502-AA043	90-07-705
30100-AA281	80-07-708	30100-AA970	80-07-717	30502-AA051	90-07-703
30100-AA282	80-07-708	30100-B3000	80-07-715	30502-AA060	90-07-703
30100-AA283	80-07-708	30100-B5000	80-07-715	30502-AA080	90-05-509
30100-AA284	80-07-708	30100-KA001	80-07-704	30502-AA090	90-07-704
30100-AA285	80-07-708	30100-KA02	80-07-704	30502-AA091	90-07-704
30100-AA292	80-07-708	30100-KA020	80-07-704	30502-AA100	90-07-705
30100-AA300	80-07-712	30100-KA021	80-07-704	30502-AA110	90-07-700
30100-AA301	80-07-712	30100-KA031	80-07-797	30502-AA120	90-07-707
30100-AA302	80-07-712	30100-KA032	80-07-797	30502-KA000	90-06-600
30100-AA303	80-07-712	30100-KA052	80-07-700	30508-KA001	90-07-799
30100-AA310	80-07-708	30100-KA060	80-07-797	30508-KA040	90-07-799
30100-AA310	80-07-711	30100-KA061	80-07-797	30620-AA041	85-07-700
30100-AA340	80-07-707	30100-KA062	80-07-797	30620-AA042	85-07-700
30100-AA341	80-07-707	30100-KA063	80-07-797	30620-AA090	85-07-703
		30100-KA070	80-07-704	30620-AA111	85-07-702



SUBARU	ASHIKA				
30620-AA140	85-07-704	48072-5510	80-07-704	22400-72021	80-08-801
30620-AA141	85-07-704	83012-8600	80-07-798	22400-72022	80-08-801
33012-0100	80-07-798	SUZUKI		22400-75121	80-08-801
33012-01000	80-07-798	ASHIKA		22400-75122	80-08-801
33012-0110	80-07-798	09269-28001	90-08-899	22400-75C00	80-08-813
33012-0120	80-07-798	09269-28002	90-08-899	22400-75F00	80-08-819
33012-0130	80-07-798	09269-28003	90-08-899	22400-75F20	80-08-819
33012-0141	80-07-701	09269-28004	90-08-818	22400-78410	80-08-802
33012-01411	80-07-701	09269-28006	90-08-802	22400-78411	80-08-802
33012-1300	80-07-798	09269-33001	90-08-803	22400-78412	80-08-802
33012-4300	80-07-799	09269-33002	90-08-803	22400-78413	80-08-802
33012-4310	80-07-799	09269-33003	90-08-803	22400-78E00	80-08-818
33012-4320	80-07-799	09269-33004	90-08-803	22400-78E01	80-08-818
33012-4330	80-07-799	09269-33005	90-08-803	22400-79J01	80-08-821
33012-4340	80-07-799	09269-M28004	90-08-807	22400-80020	80-08-801
37230-AE010	95-07-700	12620-78E00	91-08-802	22400-80E10	80-08-805
37230-AE011	95-07-700	12620-85E00-000	91-08-800	22400-82020	80-08-806
37230-AE040	95-07-704	12621-79J50-000	91-08-801	22400-82021	80-08-806
37230-FC000	95-07-702	12621-79J51-000	91-08-801	22400-82022	80-08-806
37230-FE040	95-07-701	22400-50X00	80-08-806	22400-82023	80-08-806
43012-3500	80-07-700	22400-51K00-000	80-08-823	22400-82024	80-08-806
43012-5400	80-07-797	22400-51K20-000	80-08-823	22400-82610	80-08-805
43012-5410	80-07-797	22400-53030	80-08-807	22400-82612	80-08-805
43012-5420	80-07-797	22400-57B00	80-08-815	22400-83020	80-08-807
43012-5430	80-07-797	22400-57B01	80-08-814	22400-83021	80-08-807
43012-5440	80-07-797	22400-57B01	80-08-815	22400-83022	80-08-807
43012-5500	80-07-700	22400-57B02	80-08-815	22400-83023	80-08-807
43012-7000	80-07-707	22400-57B10	80-08-815	22400-83030	80-08-807
43012-7001	80-07-707	22400-57B10	80-08-814	22400-83050	80-08-807
43012-7010	80-07-707	22400-57BA0	80-08-815	22400-84310	80-08-802
43012-7011	80-07-707	22400-60A02	80-08-813	22400-84320	80-08-802
43012-7030	80-07-707	22400-60A02	80-08-810	22400-84A00	80-05-568
43012-7300	80-07-705	22400-60A03	80-08-813	22400-84A60	80-08-822
43012-7310	80-07-705	22400-60A04	80-08-810	22400-84E00	80-08-811
43012-7320	80-07-705	22400-60A04	80-08-813	22400-85140	80-08-801
43012-7410	80-07-707	22400-60AA0	80-08-813	22400-85141	80-08-801
43015-7000	90-07-701	22400-60B00	80-08-812	22400-85F00	80-08-898
4312-7010	80-07-707	22400-60G20	80-08-805	22400-85F40	80-08-898
4312-7011	80-07-707	22400-63B01	80-08-805	22400-86610	80-08-805
43151-7000	90-07-701	22400-63B10	80-08-805	22400-M68K41	80-08-823
48072-4091	80-07-704	22400-64G00	80-08-805	22400-M79G10	80-08-824
48072-5400	80-07-704	22400-66J00	80-08-804	23265-60D00	90-08-899
48072-5500	80-07-704	22400-67J00	80-08-809	23265-65D00	90-08-816
		22400-70C02	80-08-813	23265-65G00	90-08-800
		22400-72020	80-08-801		



SUZUKI		ASHIKA			
23265-70C00	90-08-803	13405-22020	91-02-205	31230-32011	90-02-216
23265-70D00	90-08-803	13405-27010	91-02-203	31230-32020	90-02-216
23265-78E00	90-08-816	13450-0G010	91-02-201	31230-32030	90-02-216
23265-81A20	90-08-808	13450-0G011	91-02-201	31230-32040	90-02-216
23265-84E00	90-08-806	13450-0R010	91-02-202	31230-32060	90-02-216
23265-85F00	90-02-293	13450-27013	91-02-200	31230-32080	90-02-216
23810-65D00	95-08-802	13450-27022	91-02-200	31230-32090	90-02-216
23810-70C00	95-08-899	22863-634-004	90-02-207	31230-32100	90-02-216
23820-63JA0	90-08-804	22863-634-013	90-02-207	31230-35020	90-02-226
23820-64J00	90-08-801	22863-634-023	90-02-207	31230-35050	90-02-295
23820-65D00	85-08-802	30250-60130	80-02-292	31230-35060	90-02-295
23820-70C00	85-08-801	30250-60140	80-02-292	31230-35061	90-02-295
23820-79J00	90-08-805	30502-66300	90-02-205	31230-35070	90-02-299
TATA (TELCO)		ASHIKA		31230-35080	90-02-299
0317-16-460	80-03-300	31230-05012	90-02-217	31230-35090	90-02-220
0498-16-460	80-03-303	31230-05020	90-02-289	31230-35101	90-02-204
0862-16-460F	80-03-304	31230-05021	90-02-289	31230-35102	90-02-204
09269 33003	90-08-803	31230-05030	90-02-233	31230-44010	90-02-214
09269-28002	90-08-899	31230-0H010	90-02-230	31230-44021	90-02-222
09269-28003	90-08-899	31230-12060	90-02-211	31230-52010	90-02-226
09269-33002	90-08-803	31230-12100	90-02-211	31230-52011	90-02-226
09269-33005	90-08-803	31230-12110	90-02-211	31230-52020	90-02-226
OK04R-16-460	80-03-375	31230-12111	90-02-211	31230-52040	90-02-230
OK04R-16-460	80-03-376	31230-12130	90-02-211	31230-52060	90-02-216
OK203-16-510	90-03-397	31230-12140	90-02-211	31230-60120	90-02-224
2651 2910 0122	95-00-004	31230-12170	90-02-217	31230-60130	90-02-290
2651 2910 0172	95-00-003	31230-12171	90-02-217	31230-60140	90-02-291
265129100171	95-00-003	31230-12180	90-02-229	31230-60160	90-02-223
2654 2560 0117	90-00-005	31230-12191	90-02-217	31230-60170	90-02-223
2654 2910 0137	85-00-003	31230-14030	90-02-219	31230-60180	90-02-200
2654 2910 0195	85-00-004	31230-14040	90-02-219	31230-60181	90-02-200
2654 29100 160	85-00-003	31230-16060	90-02-211	31230-60190	90-02-290
2654 29100 163	85-00-004	31230-16071	90-02-211	31230-60200	90-02-210
2654-2560-0111	90-00-003	31230-16080	90-02-211	31230-71010	90-02-235
2702 2520	80-00-001	31230-17011	90-02-234	31230-71011	90-02-235
2702 2560 01	90-00-001	31230-20160	90-02-214	31250-02140	80-02-266
2702 2560 0105	90-00-001	31230-20170	90-02-214	31250-05030	80-02-280
272425200145	80-00-007	31230-20190	90-02-222	31250-05070	80-02-251
272425600163	90-00-009	31230-20191	90-02-222	31250-05080	80-02-268
505-014G	95-00-000	31230-20200	90-02-231	31250-05101	80-02-260
TOYOTA		ASHIKA		31250-05140	80-02-275
0221-16-222	90-02-296	31230-22100	90-02-294	31250-05150	80-02-276
1250-36112	80-02-213	31230-22101	90-02-294	31250-0D040	80-02-255
		31230-30150	90-02-216	31250-0D060	80-02-216
		31230-32010	90-02-216		



TOYOTA	ASHIKA				
31250-0D081	80-02-261	31250-12172	80-02-235	31250-14170	80-02-227
31250-0D091	80-02-270	31250-12173	80-02-235	31250-14171	80-02-227
31250-0D190	80-02-261	31250-12180	80-02-216	31250-14180	80-02-254
31250-0H020	80-02-265	31250-12181	80-02-216	31250-14181	80-02-254
31250-0H040	80-02-261	31250-12182	80-02-216	31250-14182	80-02-254
31250-0K060	80-02-272	31250-12183	80-02-216	31250-14183	80-02-254
31250-0K204	80-02-271	31250-12184	80-02-216	31250-16011	80-02-210
31250-10060	80-02-238	31250-12200	80-02-237	31250-16011	80-02-235
31250-10061	80-02-238	31250-12200	80-02-216	31250-16012	80-02-210
31250-10062	80-02-238	31250-12201	80-02-216	31250-16012	80-02-235
31250-10063	80-02-238	31250-12220	80-02-237	31250-16013	80-02-235
31250-10064	80-02-238	31250-12260	80-02-237	31250-16013	80-02-210
31250-10120	80-02-216	31250-12280	80-02-237	31250-16014	80-02-210
31250-12021	80-02-203	31250-12281	80-02-237	31250-16014	80-02-235
31250-12031	80-02-203	31250-12282	80-02-237	31250-16020	80-02-235
31250-12040	80-02-200	31250-12290	80-02-216	31250-16020	80-02-210
31250-12061	80-02-235	31250-12310	80-02-240	31250-16030	80-02-235
31250-12061	80-02-200	31250-12320	80-02-260	31250-16030	80-02-210
31250-12062	80-02-235	31250-12320	80-02-240	31250-16031	80-02-235
31250-12062	80-02-200	31250-12340	80-02-260	31250-16031	80-02-210
31250-12070	80-02-203	31250-12360	80-02-260	31250-16040	80-02-235
31250-12071	80-02-203	31250-12390	80-02-216	31250-17010	80-02-216
31250-12073	80-02-203	31250-12390	80-02-285	31250-17020	80-02-240
31250-12080	80-02-216	31250-12391	80-02-216	31250-17030	80-02-248
31250-12081	80-02-216	31250-12392	80-02-285	31250-17040	80-02-253
31250-12131	80-02-235	31250-12440	80-02-234	31250-17050	80-02-246
31250-12132	80-02-235	31250-12441	80-02-234	31250-17051	80-02-246
31250-12133	80-02-235	31250-12520	80-02-267	31250-17052	80-02-246
31250-12142	80-02-216	31250-12600	80-02-277	31250-20021	80-02-231
31250-12143	80-02-216	31250-14010	80-02-200	31250-20022	80-02-231
31250-12144	80-02-216	31250-14011	80-02-200	31250-20023	80-02-231
31250-12151	80-02-240	31250-14020	80-02-201	31250-20024	80-02-231
31250-12152	80-02-240	31250-14030	80-02-210	31250-20060	80-02-200
31250-12153	80-02-240	31250-14031	80-02-210	31250-20110	80-02-279
31250-12154	80-02-240	31250-14040	80-02-210	31250-20111	80-02-292
31250-12155	80-02-240	31250-14050	80-02-235	31250-20112	80-02-292
31250-12156	80-02-240	31250-14070	80-02-201	31250-20113	80-02-292
31250-12160	80-02-237	31250-14071	80-02-201	31250-20114	80-02-292
31250-12161	80-02-237	31250-14072	80-02-201	31250-20115	80-02-292
31250-12162	80-02-237	31250-14090	80-02-200	31250-20116	80-02-292
31250-12163	80-02-237	31250-14091	80-02-200	31250-20117	80-02-292
31250-12170	80-02-235	31250-14100	80-02-216	31250-20118	80-02-292
31250-12171	80-02-235	31250-14130	80-02-246	31250-20121	80-02-223
		31250-14160	80-02-246	31250-20130	80-02-223



TOYOTA	ASHIKA				
31250-20131	80-02-222	31250-22290	80-02-257	31250-28031	80-02-227
31250-20131	80-02-223	31250-22320	80-02-257	31250-28080	80-02-246
31250-20132	80-02-223	31250-22340	80-02-257	31250-28081	80-02-246
31250-20132	80-02-222	31250-22350	80-02-254	31250-28082	80-02-246
31250-20140	80-02-249	31250-22351	80-02-254	31250-28083	80-02-246
31250-20141	80-02-249	31250-22360	80-02-257	31250-28120	80-02-292
31250-20170	80-02-295	31250-22370	80-02-254	31250-28121	80-02-292
31250-20171	80-02-295	31250-24010	80-02-227	31250-28141	80-02-231
31250-20171	80-02-249	31250-24011	80-02-227	31250-30069	80-02-201
31250-20172	80-02-249	31250-24012	80-02-227	31250-30140	80-02-201
31250-20173	80-02-249	31250-25020	80-02-292	31250-30200	80-02-218
31250-20180	80-02-253	31250-25080	80-02-282	31250-30210	80-02-227
31250-20240	80-02-248	31250-25081	80-02-282	31250-30211	80-02-227
31250-20241	80-02-248	31250-25082	80-02-282	31250-30212	80-02-227
31250-20250	80-02-253	31250-25090	80-02-292	31250-30213	80-02-227
31250-20351	80-02-215	31250-25091	80-02-292	31250-30232	80-02-223
31250-20353	80-02-215	31250-25100	80-02-292	31250-30235	80-02-223
31250-21040	80-02-200	31250-25122	80-02-218	31250-30270	80-02-223
31250-22019	80-02-231	31250-25130	80-02-289	31250-30270	80-02-227
31250-22021	80-02-231	31250-25131	80-02-289	31250-30330	80-02-227
31250-22042	80-02-201	31250-25142	80-02-289	31250-30330	80-02-218
31250-22043	80-02-201	31250-26040	80-02-292	31250-30340	80-02-218
31250-22044	80-02-201	31250-26050	80-02-227	31250-30381	80-06-699
31250-22050	80-02-201	31250-26051	80-02-227	31250-30390	80-02-284
31250-22051	80-02-201	31250-26052	80-02-227	31250-31025	80-02-232
31250-22052	80-02-201	31250-26052	80-02-222	31250-31026	80-02-232
31250-22053	80-02-201	31250-26090	80-02-218	31250-32010	80-02-243
31250-22073	80-02-201	31250-26091	80-02-218	31250-32021	80-02-232
31250-22080	80-02-201	31250-26171	80-02-245	31250-32022	80-02-232
31250-22090	80-02-231	31250-26180	80-02-289	31250-32023	80-02-232
31250-22091	80-02-231	31250-26181	80-02-289	31250-32024	80-02-232
31250-22120	80-02-222	31250-26182	80-02-289	31250-32025	80-02-232
31250-22121	80-02-222	31250-27023	80-02-231	31250-32026	80-02-232
31250-22140	80-02-262	31250-27024	80-02-231	31250-32030	80-02-250
31250-22142	80-02-262	31250-27025	80-02-231	31250-32030	80-02-244
31250-22150	80-02-227	31250-27060	80-02-231	31250-32031	80-02-250
31250-22151	80-02-227	31250-27061	80-02-231	31250-32031	80-02-244
31250-22152	80-02-227	31250-27081	80-02-292	31250-32032	80-02-244
31250-22170	80-02-262	31250-28010	80-02-292	31250-32032	80-02-250
31250-22192	80-02-237	31250-28011	80-02-211	31250-32040	80-02-250
31250-22231	80-02-257	31250-28011	80-02-292	31250-32041	80-02-244
31250-22250	80-02-257	31250-28012	80-02-211	31250-32041	80-02-250
31250-22280	80-02-257	31250-28012	80-02-292	31250-32042	80-02-250
		31250-28030	80-02-227	31250-32050	80-02-250



TOYOTA	ASHIKA				
31250-32050	80-02-243	31250-35261	80-02-283	31250-55031	80-02-212
31250-32051	80-02-243	31250-35270	80-02-227	31250-55032	80-02-212
31250-32051	80-02-250	31250-35310	80-02-299	31250-55033	80-02-212
31250-32060	80-02-243	31250-35330	80-02-281	31250-60010	80-02-212
31250-32060	80-02-250	31250-35332	80-02-281	31250-60011	80-02-212
31250-32061	80-02-250	31250-35340	80-02-286	31250-60012	80-02-212
31250-32061	80-02-243	31250-35341	80-02-286	31250-60013	80-02-212
31250-32080	80-02-243	31250-35370	80-02-257	31250-60020	80-02-212
31250-32100	80-02-208	31250-36081	80-02-213	31250-60030	80-02-212
31250-32101	80-02-208	31250-36082	80-02-213	31250-60031	80-02-212
31250-33010	80-02-253	31250-36111	80-02-213	31250-60040	80-02-229
31250-33010	80-02-290	31250-36112	80-02-213	31250-60080	80-02-212
31250-33011	80-02-253	31250-36113	80-02-229	31250-60090	80-02-229
31250-33040	80-02-263	31250-36114	80-02-213	31250-60100	80-02-212
31250-35060	80-02-211	31250-36150	80-02-212	31250-60110	80-02-227
31250-35060	80-02-292	31250-36160	80-02-229	31250-60111	80-02-227
31250-35061	80-02-211	31250-36230	80-02-229	31250-60120	80-02-292
31250-35061	80-02-292	31250-36231	80-02-229	31250-60121	80-02-292
31250-35062	80-02-211	31250-36232	80-02-229	31250-60140	80-02-212
31250-35062	80-02-292	31250-36240	80-02-291	31250-60150	80-02-227
31250-35063	80-02-292	31250-36241	80-02-291	31250-60151	80-02-227
31250-35063	80-02-211	31250-36280	80-02-229	31250-60170	80-02-212
31250-35064	80-02-292	31250-36290	80-02-246	31250-60180	80-02-229
31250-35064	80-02-211	31250-36301	80-02-229	31250-60190	80-02-292
31250-35065	80-02-292	31250-36302	80-02-229	31250-60220	80-02-292
31250-35070	80-02-227	31250-36303	80-02-287	31250-60222	80-02-292
31250-35100	80-02-227	31250-36304	80-02-287	31250-60223	80-02-292
31250-35101	80-02-227	31250-36340	80-02-212	31250-60230	80-02-293
31250-35140	80-02-227	31250-36370	80-02-287	31250-60230	80-02-292
31250-35160	80-02-246	31250-36371	80-02-287	31250-60231	80-02-293
31250-35161	80-02-246	31250-36372	80-02-287	31250-60232	80-02-293
31250-35180	80-02-227	31250-36410	80-02-292	31250-60240	80-02-281
31250-35200	80-02-227	31250-36411	80-02-292	31250-60280	80-02-292
31250-35200	80-02-257	31250-36412	80-02-292	31250-60281	80-02-292
31250-35201	80-02-227	31250-36490	80-02-288	31250-60282	80-02-292
31250-35202	80-02-227	31250-37041	80-02-293	31250-60310	80-02-293
31250-35210	80-02-246	31250-37070	80-02-292	31250-60311	80-02-293
31250-35211	80-02-246	31250-37071	80-02-292	31250-65010	80-02-212
31250-35220	80-02-227	31250-52010	80-02-224	31250-87531	80-06-605
31250-35221	80-02-257	31250-52120	80-02-274	31250-87706	80-06-611
31250-35221	80-02-227	31250-52130	80-02-273	31400-19005	90-02-236
31250-35222	80-02-227	31250-52210	80-02-274	31400-39005	90-02-238
31250-35260	80-02-283	31250-52220	80-02-278	31400-59015	90-02-239
		31250-52240	80-02-278	31400-79005	90-02-237



CROSS REFERENCE LIST
VERGLEICHLISTE
LISTA DE REFERENCIAS CRUZADES
LISTA DE COMPARAISON
LISTA DI COMPARAZIONE

TOYOTA	ASHIKA				
31410-10040	95-02-258	31410-20232	95-02-289	31410-60022	95-02-279
31410-10060	95-02-258	31410-20233	95-02-289	31410-60024	95-02-297
31410-12060	95-02-200	31410-20240	95-02-289	31410-60050	95-02-233
31410-12090	95-02-294	31410-20282	95-02-200	31410-60051	95-02-269
31410-12111	95-02-203	31410-20290	95-02-296	31410-60051	95-02-233
31410-12120	95-02-231	31410-20291	95-02-296	31410-60120	95-02-278
31410-12121	95-02-231	31410-20292	95-02-231	31410-60121	95-02-278
31410-12122	95-02-231	31410-20310	95-02-290	31410-60192	95-02-238
31410-12160	95-02-231	31410-20311	95-02-290	31410-60281	95-02-265
31410-12161	95-02-231	31410-20420	95-02-231	31410-60282	95-02-265
31410-12162	95-02-290	31410-20421	95-02-231	31410-60290	95-02-278
31410-12200	95-02-291	31410-20470	95-02-295	31410-60291	95-02-278
31410-12201	95-02-291	31410-22070	95-02-210	31410-60340	95-02-239
31410-12221	95-02-266	31410-22112	95-02-210	31410-60370	95-02-274
31410-12330	95-02-292	31410-22140	95-02-236	31410-60372	95-02-274
31410-12330	95-02-244	31410-22141	95-02-236	31410-60430	95-02-275
31410-12340	95-02-272	31410-22142	95-02-236	31410-60430	95-02-249
31410-12350	95-02-244	31410-24012	95-02-236	31410-60431	95-02-275
31410-12370	95-02-244	31410-26090	85-02-229	31410-60431	95-02-249
31410-12380	95-02-244	31410-30120	95-02-212	31410-60432	95-02-249
31410-12380	95-02-272	31410-32030	95-02-227	31410-60432	95-02-275
31410-12381	95-02-244	31410-32031	95-02-227	31410-60470	95-02-277
31410-14010	95-02-208	31410-32032	95-02-227	31410-60480	95-02-299
31410-14030	95-02-201	31410-33030	95-02-241	31410-60490	95-02-276
31410-14070	95-02-206	31410-34012	95-02-248	31410-60510	95-02-299
31410-14072	95-02-206	31410-35110	95-02-237	31410-60570	95-02-251
31410-14080	95-02-205	31410-35130	95-02-228	31410-60571	95-02-251
31410-14131	95-02-215	31410-35131	95-02-228	31420-0K030	95-02-207
31410-14140	95-02-221	31410-35132	95-02-228	31420-10010	95-02-234
31410-14192	95-02-287	31410-35180	95-02-236	31420-10020	95-02-259
31410-14193	95-02-287	31410-35181	95-02-236	31420-10021	95-02-259
31410-14202	95-02-287	31410-35240	95-02-281	31420-10022	95-02-259
31410-16040	95-02-257	31410-35241	95-02-281	31420-10030	95-02-259
31410-17020	95-02-255	31410-35250	95-02-280	31420-10040-87	95-02-288
31410-17021	95-02-255	31410-35260	95-02-285	31420-16010	95-02-288
31410-17024	95-02-255	31410-35270	95-02-247	31420-16020	95-02-260
31410-17080	95-02-268	31410-35271	95-02-247	31420-20010	95-02-273
31410-17080	95-02-256	31410-35320	95-02-252	31420-20030	95-02-240
31410-20100	95-02-204	31410-35390-87	95-02-271	31420-20050	95-02-240
31410-20150	95-02-209	31410-35400	95-02-270	31420-20070	95-02-242
31410-20172	95-02-208	31410-35410	95-02-270	31420-26030	95-02-214
31410-20230	95-02-289	31410-38090	95-02-235	31420-26032	95-02-214
31410-20231	95-02-289	31410-60020	95-02-279	31420-26072	95-02-284
		31410-60021	95-02-279	31420-26090	95-02-214



TOYOTA	ASHIKA				
		31470-12160	85-02-208	31470-32021	85-02-230
31420-26092	95-02-214	31470-12180	85-02-207	31470-32022	85-02-230
31420-26101	95-02-284	31470-12190	85-02-211	31470-32030	85-02-297
31420-26102	95-02-284	31470-140021	85-02-200	31470-32030	85-02-244
31420-26103	95-02-284	31470-14013	85-02-209	31470-32031	85-02-297
31420-26160	95-02-245	31470-14021	85-02-200	31470-32031	85-02-244
31420-26170	95-02-245	31470-14040	85-02-235	31470-32032	85-02-297
31420-26170	95-02-282	31470-17010	85-02-254	31470-32032	85-02-244
31420-27092	95-02-253	31470-17011	85-02-254	31470-33010	85-02-246
31420-28051	95-02-254	31470-20091	85-02-216	31470-35050	85-02-219
31420-28070	95-02-254	31470-20151	85-02-202	31470-35060	85-02-239
31420-28071	95-02-254	31470-20151-000	85-02-202	31470-35070	85-02-240
31420-28072	95-02-254	31470-20190	85-02-200	31470-35071	85-02-240
31420-28100	95-02-267	31470-20210	85-02-283	31470-35091	85-02-233
31420-28101	95-02-267	31470-20210-87	85-02-283	31470-35100	85-02-240
31420-28130	95-02-245	31470-20240	85-02-211	31470-35110	85-02-233
31420-36130	95-02-283	31470-21041	85-02-293	31470-35110	85-02-248
31420-37040	95-02-245	31470-22050	85-02-205	31470-35120	85-02-242
31420-37050-87	95-02-282	31470-22112-87	85-02-292	31470-35140	85-02-252
31420-42030	95-02-202	31470-22140	85-02-291	31470-36211	85-02-249
31420-52010	95-02-261	31470-22150	85-02-289	31470-36212	85-02-249
31420-52030	95-02-261	31470-22160-87	85-02-290	31470-36213	85-02-249
3142042051	95-02-211	31470-25031	85-02-233	31470-42030	85-02-204
31470-10010	85-02-247	31470-25031	85-02-248	31470-42031	85-02-204
31470-10010	85-02-238	31470-26020	85-02-216	31470-52010	85-02-282
31470-10011	85-02-238	31470-26030	85-02-213	31470-52010	85-02-257
31470-10011	85-02-247	31470-26050	85-02-288	31470-52011	85-02-257
31470-10012	85-02-247	31470-26060	85-02-287	31470-60050	85-02-226
31470-10012	85-02-238	31470-28040	85-02-286	31470-60081	85-02-225
31470-10040	85-02-295	31470-28050	85-02-255	31470-60091	85-02-228
31470-12021	85-02-201	31470-28051	85-02-255	31470-60100	85-02-299
31470-12021-000	85-02-201	31470-30100	85-02-213	31470-60101	85-02-299
31470-12030	85-02-296	31470-30160	85-02-206	31470-60102	85-02-299
31470-12040	85-02-293	31470-30212	85-02-210	31470-60110	85-02-227
31470-12041	85-02-293	31470-30220	85-02-234	31470-60120	85-02-299
31470-12060	85-02-295	31470-30220	85-02-256	31470-60160	85-02-285
31470-12080	85-02-294	31470-30221	85-02-234	31470-60161	85-02-285
31470-12090	85-02-298	31470-30221	85-02-256	31470-60170	85-02-284
31470-12090	85-02-243	31470-30222	85-02-234	31470-60171	85-02-284
31470-12091	85-02-243	31470-30222	85-02-256	31470-60200	85-02-241
31470-12091	85-02-298	31470-30260	85-02-219	31470-60201	85-02-241
31470-12092	85-02-298	31470-31030	85-02-297	44002-57100	90-03-302
31470-12092	85-02-243	31470-32010	85-02-245	9-00095-038-0	90-02-205
31470-12093	85-02-298	31470-32020	85-02-230	9-00095-038-0/1	90-02-205



TOYOTA	ASHIKA
9-00095-038-1	90-02-205
9-00095-040-0/1	90-05-500
90363-33001	90-02-207
90363-33002	90-02-207
90363-33003	90-02-207
90363-33004	90-02-207
90363-33080	90-02-204
90363-38009	90-05-500
90363-40001	90-02-201
90363-40002	90-02-201
90363-40002	90-02-207
90363-40003	90-02-201
90363-40005	90-02-204
90363-40006	90-02-204
90363-40008	90-02-211
90363-40008	90-02-201
90363-40009	90-02-207
90363-40009	90-02-201
90363-40010	90-02-211
90363-40010	90-02-201
90363-40013	90-02-204
90363-40015	90-02-204
90363-40016	90-02-204
90363-40019	90-02-204
90363-40022	90-02-204
90363-40023	90-02-204
90363-40045	90-02-201
90363-40052	90-02-201
90363-40058	90-02-201
90363-40061	90-02-296
90363-40063	90-02-296
90363-40078	90-02-201
90363-40081	90-02-201
90363-45001	90-03-302
90363-45002	90-03-302
90363-45005	90-03-302
90363-45009	90-02-292
90363-45012	90-02-213
90363-45013	90-02-292
90363-45015	90-02-205
90363-45079	90-02-205
90363-52001	90-02-206
90363-52014	90-02-206

90363-52018	90-02-206
90363-52086	90-02-206
99332-00890	80-09-901
B301-16-460	80-03-314

Certificate of Registration



The Governing Board of
Q.A. International Certification Limited
hereby grants to:

JAPANPARTS S.r.l.

Registration No. : QAIC / IT / 90039 - A

(hereinafter called the Registered Company) the right to be listed in the Directory of Registered Companies in respect of the services listed below. These services shall be offered by the Registered Company at or from only the address given below in accordance with the quality management system in compliance with ISO 9001:2008.

Address to which this Certificate refers :

Via Della Meccanica, 1/A 37139 VERONA - Italy

Approved Scope to which this Certificate refers
(Scopo della Certificazione cui il Certificato riferisce)

**Commercialisation of Automotive Parts and Accessories
(Commercializzazione di Ricambi per Autoveicoli)**

(Further clarification regarding the Scope of this Certificate and the applicability of ISO 9001:2008 requirements may be obtained by consulting the organisation)

Signed for and on behalf of the Board

CHAIRMAN
A. J. Duffield

SCHEME MANAGER
A. Carter

Certificate Issue Date : 9th February 2012 - Certificate Expiry Date : 24th January 2013
Date of Initial Registration : 25th January 2000 - Re-assessment Date : 24th January 2015
This Certificate of Registration is granted subject to the Regulations approved by the Board.

QA INTERNATIONAL

Q.A. International Certification Ltd.
Dudley Court
Dudley Road
Darlington
Co. Durham
DL1 4GG

Tel: +44 (0)1325 384272
Fax: +44 (0)1325 480980
www.qai.co.uk



The use of the Accreditation Mark indicates accreditation in respect of the activities covered by the accreditation certificate number 045.

Rechtliche Hinweise - Disclaimer - Avvertenze Legali Information juridique - Advertencias/Juridische Informatie



DE Wir haben uns um die weitestgehende Richtigkeit der in diesem Katalog enthaltenen Angaben bemüht. Wir haften indes nicht für eventuelle Unrichtigkeiten. Dieser Katalog enthält Produkte, die dem Erstausstattungsstandard entsprechen. Wir behalten uns jederzeit technische Änderungen vor. Die im Katalog angeführten Originalnummern und Herstellernamen dienen ausschließlich der Identifizierung des Bauteils und sind nicht auf Lieferscheinen und Rechnungen verwendbar. Die vollständige und auch teilweise Reproduktion unserer Referenzangaben und unseres Katalogs ist verboten.

EN We have made every effort to ensure that the data in this catalogue are as accurate as possible. However, we decline all responsibility for any inaccuracies.
This catalogue contains products of "initial equipment" quality. We reserve the right to make technical changes at any time. The original numbers and manufacturers' names mentioned in this catalogue are provided solely to allow identification of the component and may not be used on delivery notes and invoices.
Even partial reproduction of our references and catalogue is forbidden.

I Ci siamo adoperati affinché i dati contenuti in questo catalogo siano i più esatti possibili. Tuttavia decliniamo ogni responsabilità per eventuali inesattezze.
Questo catalogo contiene prodotti di qualità "primo equipaggiamento". Ci riserviamo il diritto di apportare modifiche tecniche in qualsiasi momento. I numeri originali e i nomi dei fabbricanti citati in questo catalogo servono esclusivamente a scopo identificativo del componente e non possono essere utilizzati sulle bolle di accompagnamento e fatture.
La riproduzione, anche parziale dei nostri riferimenti e del nostro catalogo è vietata.

FR Nous avons fait tout notre possible pour que les données de ce catalogue soient exactes. Toutefois, nous déclinons toute responsabilité pour d'éventuelles inexactitudes.
Ce catalogue contient des produits de qualité "équipement standard". Nous nous réservons le droit d'apporter à tout moment des modifications techniques. Les numéros originaux et les noms des fabricants cités dans ce catalogue servent exclusivement à identifier le composant et ne peuvent pas être utilisés sur les bulletins d'accompagnement et les factures.
La reproduction, même partielle, de nos références et de notre catalogue est rigoureusement interdite.

ES Hemos procurado que los datos que figuran en este catálogo sean lo más exactos posible. No obstante declinamos toda responsabilidad por eventuales imprecisiones.
Este catálogo incluye productos de calidad de "equipos de serie". Nos reservamos el derecho de introducir modificaciones técnicas en cualquier momento.
Los números originales y los nombres de los fabricantes citados en este catálogo se ofrecen exclusivamente a efectos de identificación del componente y no podrán ser empleados en las cartas de porte ni en las facturas.
Queda prohibida la reproducción total o parcial de nuestros códigos de referencia y nuestro catálogo.

NL Wij hebben ons ingespannen om ervoor te zorgen dat de gegevens in deze catalogus zo exact mogelijk zouden zijn. Wij kunnen echter niet aansprakelijk worden gesteld voor eventuele onnauwkeurigheden.
Deze catalogus bevat producten van "standaarduitrusting" kwaliteit. Wij behouden ons het recht voor om op ieder gewenst ogenblik technische wijzigingen aan te brengen. De in deze catalogus genoemde oorspronkelijke nummers en namen van de fabrikanten dienen uitsluitend ter identificatie van de component en kunnen niet worden gebruikt op de geleidebrieven en facturen. De, ook gedeeltelijke, reproductie van ons referentiemateriaal en de catalogus is verboden.

I NOSTRI CATALOGHI OUR CATALOGUES



JA-FILTRI
2012/2013
FILTRI: carburante, aria, olio, abitacolo, ecologici (gamma completa)
FILTERS: fuel, air, oil, cabin, ecological (complet range)



JA-FRENO
2012/2013
Pastiglie, ganasce, dischi, tamburi, cilindretti freno - comprende il sagomario
Brake pads, brake disc, brake shoes, brake drums, cylinders - include pad shape guide



JA-FRIZIONI
2013/2014
FRIZIONE: dischi, spingidisco, reggisplinta, volani, kit con/serie volano, idraulica
CLUTCHES: discs, covers, bearings, flywheel, kit, hydraulic parts



JA-NSFILTRI
2012/2013
Prontuario della gamma prodotti esclusi i filtri
Handbook of the products range excluding filters



JA-GENERAL
2011
Catalogo Generale
General Catalogue



JA-CINGHIE
2007
Cinghie distribuzione, tendicinghia, guidacinghia, kit completi
Timings belt, tensioners, guide, timings kit



JA-CAT5D
2010/2011
Motorini avviamento e alternatori
Starters and alternators



JA-GIUNTI
2008/2009
Kit giunti omocinetici con cuffia fascette e grasso
CV Joints kit, with casing, metal clips and grease



JA-CAT7MM
2008/2009
Ammortizzatori a gas, ammortizzatori sterzo
Gas shock absorbers, steering dampers



JA-CAT11
2007
Pompe acque, termostati, giunti viscositatici, tappi radiatore
Water pumps, thermostats, viscous coupling, radiator caps



JA-CAT12
2008/2009
Spazzole tergi universali, applicazioni Asiatiche ed Europee
Universal wiper blades, Asian and European applications



JA-TIRANT
2010/2011
Pari sterzo e sospensioni
Steering and suspension parts



JA-KITRUOTA
2008/2009
Kit cuscinetti ruote
Wheel bearings kit



JA-CAT17
2007
Candele Japanparts
Glowplugs Japanparts



JA-CUFFIE
2007
Kit cuffie con fascette e grasso
Boots kit with metal clips and grease



JA-CROCIERE
2007
Crociere trasmissione
Universal joints



JA-TAMA
2008/2009
Valvole termostatiche TAMA
Thermostatic valves TAMA



JJ-RADIATORI
2011/2012
Radiatori, intersooler, elettroventola, compressori, condensatori, riscaldatori, evaporatori
Radiators, intercooler, fans, compressors, condensers, heaters, evaporators



JA-FAST MOVING
2009/2010
Tutto il Fast Moving asiatico
All the Asian Fast Moving



JA-MMBOOT
2008/2009
Kit parapolvere universali in gomma e uretano per ammortizzatori
Bump rubber kit universal type



JA-FLAT
2008/2009
Spazzole tergicristallo tipo Flat universali
Universal wiper blades, type Flat



JA-MBL
2009
Cinghie servizi MITSUBOSHI (Made in Japan)
Automotive belts MITSUBOSHI (Made in Japan)



JA-PAPREMIUM
2009
Pastiglie freno PREMIUM alta qualità
PREMIUM top quality brake pads



JA-CAVI
2013/2014
Cavi candele e bobine accensione
Spark plug wires and ignition coils



JD-DENSO
2010/2011
Candele, candele e candele Iridium DENSO
DENSO spark plugs and glow plugs, Iridium spark plugs



JD-DENSOSONDE
2010/2011
Sonde lambda DENSO
DENSO lambda sensors



JD-SPAZZOLE
2010/2011
Spazzole tergicristallo DENSO
DENSO wiper blades



JE-FRIZIONI
2012
Frizioni sportive Racing EXEDY
EXEDY racing clutches



JJ-HKTA
2012
Candele HKT applicazioni Asiatiche ed Europee
HKT glowplugs for Asiatic and European applications



SCARICA I CATALOGHI IN PDF DAL NOSTRO SITO INTERNET

DOWNLOAD PDF CATALOGUES BY OUR WEB SITE



TOKYO · SINGAPORE · SYDNEY · ATLANTA · AMSTERDAM · FRANKFURT · WARSAW · SALZBURG · BRÜSSEL · VERONA · ZÜRICH · KOPENAGHEN

www.ashika.eu



8 033001 077254