


# Japanparts®



WORLDWIDE QUALITY REPLACEMENT PARTS FOR JAPANESE AND KOREAN CARS

# TIMING BELT KIT TIMING CHAIN KIT



**2013**  
**2014**



# Japanparts®



WORLDWIDE QUALITY REPLACEMENT PARTS FOR JAPANESE AND KOREAN CARS



**Table of contents**  
**Inhaltsangabe**  
**Tables des matières**  
**Indice de contenido**  
**Indice generale**



product range produkte im sortiment gamme de produit gama de productos prodotti in gamma	pag. 003 > 006		
cinghie servizi BANDO - fan belts BANDO courroie BANDO - keilriemen BANDO correia de ventoinha BANDO	pag. 007 > 008		
cinghie servizi JAPANPARTS - fan belts JAPANPARTS courroie JAPANPARTS - keilriemen JAPANPARTS correia de ventoinha JAPANPARTS	pag. 009 > 011		
New codes	pag. 013		
Troubleshooting	pag. 014 > 015		
Warning / Caution	pag. 016		
ASIA MOTORS	pag. 017		
CADILLAC	pag. 016		
CHEVROLET	pag. 017 > 018		
CHRYSLER	pag. 019		
DAEWOO	pag. 020 > 021		
DAIHATSU	pag. 023 > 025		
DODGE	pag. 026		
DR	pag. 027		
GASOLONE	pag. 028		
GONOW	pag. 029		
GREAT WALL	pag. 030		
HONDA	pag. 031 > 037		
HYUNDAI	pag. 038 > 044		
ISUZU	pag. 045 > 046		
JEEP	pag. 047		
KIA	pag. 048 > 051		
LADA	pag. 052		
LAND ROVER	pag. 053		
LEXSUS	pag. 054		
MAZDA	pag. 055 > 063		
MITSUBISHI	pag. 064 > 078		
NIUSSAN	pag. 079 > 086		
PIAGGIO	pag. 087		
SHUANGHUAN AUTO	pag. 088		
SMART	pag. 089		
SUBARU	pag. 090 > 093		
SUZUKI	pag. 094 > 098		
TATA (TELCO)	pag. 099		
TOYOTA	pag. 100 > 110		
EUROPEAN VEHICLES	pag. 111 > 118		
		timing belt kit zahnriemensatz kit de distribution juego de correas dentadas kit distribuzione cinghia	pag. 119 > 151
		timing chain kit steuerkettensatz jeu de distribution à chaînes juego de cadena de distribución kit distribuzione catena	pag. 152 > 155
		water pump & timing belt kit wasserpumpe + zahnriemensatz pompe à eau + kit de courroie de distribution bomba de agua + kit correa distribución kit distribuzione cinghia + pompa acqua	pag. 156 > 157
		tensioner, timing belt riemenspanner, zahnriemen tendeur de courroie, courroie crantée tensor de correa, correa dentada tendicinghia, cinghia distribuzion	pag. 158 > 188
		freewheel clutch, alternator ruota libera alternatore rueda libre alternador poulie roue libre, alternateur generatorfreilauf	pag. 189 > 192
		deflection/guide pulley, v-ribbed belt galoppino/guidacinghia, cinghia poly-v polea inversión/guía, correa poli v poulie renvoi/transmission, courroie trapézoïdale umlenk-/führungsrolle, keilrippenriemen	pag. 193 > 212
		vibration damper, v-ribbed belt smorzatore vibrazioni, cinghia poly-v amortiguador vibraciones, correa trapez. poli v amortisseur de vibrations, courroie trapézoïdale à nervures schwingungsdämpfer, keilrippenriemen	pag. 213 > 214
		tensioner pulley, v-ribbed belt rullo tenditore, cinghia poly-v polea tensora, correa trapezoidal con dentado interior poulie-tendeur, courroie trapézoïdale à nervures spannrolle, keilrippenriemen	pag. 215 > 217
		tensioner lever, v-ribbed belt spannarm, keilrippenriemen tendeur, courroie trapézoïdale à nervures brazo tensor, correa trapezial poli v tenditore, cinghia poly-v	pag. 217 > 226
		cross reference list vergleichliste lista de referencias cruzadas lista de comparaison lista di comparazione	pag. 226 > 249

# WORLDWIDE QUALITY






NOTICE: Were you see European flag means complete range for european cars.

NOTA: Bandiera Europea significa gamma completa per auto europea.



 <b>FILTRI - FILTERS</b> <b>FILTRES - FILTER</b> <b>FILTROS - FILTROS</b>	
	<b>FO</b> Filtri olio - Oil filters Filtres à huile - Ölfilter Filtrós do óleo - Filtrós de aceite
	<b>FA</b> Filtri aria - Air filters Filtres à air - Luftfilter Filtrós de ar - Filtrós de aire
	<b>FAA</b> Filtri abitacolo - Cabin filters Filtres d'habitacle - Oollenfilter Filtrós de hanbitáculo - Filtrós de purificación
	<b>FC</b> Filtri carburante - Fuel filters Filtres à carburant - Kraftstofffilter Filtrós de combustível - Filtrós de carburante
	<b>FO-ECO</b> Filtri olio eco - Eco oil filters Filtres à huile eco - Ölfilter eco Eco filtrós do óleo - Eco filtrós de aceite
	<b>FC-ECO</b> Filtri carburante eco - Eco fuel filters Filtres à carburant eco - Kraftstofffilter eco Eco filtrós de combustível - Eco filtrós de carburante
	<b>KT</b> Kit filtri per tagliando - Service filter kit Kit filtres entretien - Filter service satz Kit de filtrós da revisão - Kit filtrós para revisão
	<b>FO-GAS</b> Filtro depurazione gpl - Gpl purification filter Filtre purification gpl - Reinigungsfiltre gpl Filtro gás para a filtragem do gpl Gas filtro de purificación gpl
	<b>DH</b> Supporto filtro - Filter support Filtre d'appui - Filtre halterung Suporte do filtro - Soporte filtri

 <b>FRENANTE - BRAKES</b> <b>BREMS - FREINAGE</b> <b>TRAVÕES - FRENS</b>	
	<b>PA</b> Pastiglie freno ant. - Brake pads front Plaquettes de frein avant - Bremsklötse vorne Pastilhas dos travões da frente - Pastillas de freno ant.
	<b>PP</b> Pastiglie freno post. - Brake pads rear Plaquettes de frein arrière - Bremsklötse hinten Pastilhas dos travões de trás - Pastillas de freno post.
	<b>DI</b> Dischi freno ant. - Brake discs front Disques de frein avant - Bremsscheiben vorne Discos dos travões da frente - Discos de freno ant.
	<b>DP</b> Dischi freno post. - Brake discs rear Disques de frein arrière - Bremsscheiben hinten Discos dos travões de trás - Discos de freno post.
	<b>GF</b> Ganasce freno - Brake shoes Machoires de frein - Bremsbacken Maxilas de travão - Zapatás de freno
	<b>TA</b> Tamburi freno - Brake drums Tambours de frein - Bremstrommel Tambores dos travões - Tambores de freno
	<b>CD</b> Cilindretti freno dx - Rear wheel cylinder right Cylindre de roue droit - Radbremszylinder, rechts Cilindro de travão de trás direito - Cilindros de freno dx
	<b>CS</b> Cilindretti freno sx - Rear wheel cylinder left Cylindre de roue gauche - Radbremszylinder, links Cilindro de travão de trás esquerdo - Cilindros de freno sx

	<b>PF</b> Pompe freno - Brake master cylinders Maître cylindres - Hauptbremszylinder Bombas dos travões - Bombas de freno
	<b>TF</b> Tubi freno - Brake hoses Fléxibles de frein - Bremsschläuche Tubos dos travões - Tubos de freno
	<b>KC</b> Kit riparazione pompa freno Repair kit, brake master cylinder Kit de réparation, maître cylindre de frein Reparatursatz, hauptbremszylinder Kit reparação da bomba dos travões Kit reparación bomba de freno
	<b>KD-PC</b> Kit riparazione pinza freno - Brake calipers repair kit Kit de reparation etriers de frein Reparatursatz bremsattel - Kit reparação pinça travão Kit reparación pinza de freno
	<b>BC</b> Cavi freno - Brake Cable Câbles de frein - Bremskabel Cabo de aço - Cable de freno

 <b>FRIZIONI - CLUTCH</b> <b>KUPPLUNG - EMBRAYAGE</b> <b>EMBRAIAGEM - EMBRAGUE</b>	
	<b>KF</b> Kit frizione - Clutch kits Kit embrayages - Kupplungssätze Kit embraiagem - Kit embrague
	<b>KV</b> Kit frizione completo di volano - Clutch kit with flywheel Kit embrayage avec volant - Kupplungskit mit schwungra Kit de embraiagem com volante Kit embrague completo con volante de inercia
	<b>DF</b> Dischi frizione - Clutch discs Disques d'embrayage - Kupplungsscheiben Disco de embraiagem - Disco de embrague
	<b>SF</b> Spingidisco frizione - Clutch cover Mécanisme d'embrayage - Druckplatten kupplung Prato de pressão da embraiagem - Prensa de embrague
	<b>VL</b> Volani - Flywheels Volants - Schwungräder Volantes Bi-Massa - Volantes
	<b>CF</b> Cuscinetti frizione - Clutch bearings Butées d'embrayage - Kupplungs-ausrücklager Rolamento de embraiagem - Cojinetes de embrague
	<b>BV</b> Bullone, porta corona dentata volano Bolt, flywheel ring gear Carrier vis boulon au support du pignon pour volant d'inertie Schraube, zahnkranzträgerschwungrad Perno, soporte corona - Dentada, volante
	<b>FR</b> Pompe frizione - Clutch master cylinders Cylindre émetteur - Kupplungs-hauptzylinder Bombas embraiagem - Bomba embrague
	<b>CY</b> Cilindretti frizione - Clutch slave cylinders Cylindre récepteur - Kupplungs-nehmerzylinder Bomba secundária da embraiagem Cilindros embrague
	<b>KR</b> Kit riparazione pompa frizione Repair kit, clutch master cylinder Kit d'assemblage, cylindre émetteur d'embrayage Reparatursatz, kupplungsgeberzylinder Kit de reparação da bomba de embraiagem principal Kit reparación bomba de embrague



# ITALY GAMMA PRODOTTI

# UK PRODUCT RANGE



KY

Kit riparazione cilindretto frizione  
Repair kit, clutch slave cylinder  
Kit d'assemblage, cylindre récepteur d'embrayage  
Reparatursatz, kupplungsnehmerzylinder  
Kit de reparação da bomba de embraiagem secundária  
Kit reparación cilindro embrague



## DISTRIBUZIONE - DISTRIBUTION VERTEILUNG - DISTRIBUTION DISTRIBUIÇÃO - DISTRIBUCIÓN

new

KDK

Kit distribuzione catena - Timing chain kit  
Kit chaines de distribution - Steuerkettensatz  
Kit da corrente de distribuição  
Kit distribución de cadena



KDD

Kit cinghia e tendicinghia - Timing belt kit  
Kit de distribution - Zahnriemensatz  
Kit de distribuição de correia - Kit correia y tensor de correia



new

SKD

Pompa acqua + kit cinghie - Water pump & timing belt kit  
Pompe à eau + kit de courroie de distribution  
Wasserpumpe + Zahnriemensatz  
Bomba de água + kit de correia dentada  
Bomba de água + kit correia distribución



BE

Cuscinetti tendicinghia - Timing belt tensioners  
Galet tendeur - Spannrollen  
Tensores da correia de distribuição  
Cojinetes de tensor de correia



DD

Cinghie distribuzione - Timing belts  
Courroies de distribution - Zahnriemen  
Correia de distribuição - Correias de distribución



TT

Cinghia servizi - Fan belts  
Courroie - Keilriemen  
Correia de ventoinha - Correa de servicios



DT

Cinghia servizi bando - Fan belt bando  
Courroie bando - Keilriemen bando  
Correia de ventoinha bando - Correa de servicios bando



TV

Cinghie servizi scanalate - Fan belts - Courroies  
Keilrippenriemen - Correia de ventoinha - Correa de servicios



DV

Cinghia servizi scanalata bando - Fan belt bando  
Courroies bando - Keilrippenriemen bando  
Correia de ventoinha bando - Correa de servicios bando



CH

Catene distribuzione - Timing chains  
Chaines de distribution - Steuerketten  
Correntes de distribuição - Cadenas de distribución



TS

Tenditore cinghia Poly-V - Timing belt tensioner  
Tendeur, courroie trapézoïdale - Spannarm, Keilrippenriemen  
Tensor, correia trapezoidal - Brazo tensor, correia Poly-V



new

RP

Galoppino/Guidacinghia, Cinghia Poly-V  
Deflection/Guide Pulley, V-ribbed belt - Poulie courroie trapézoïdale - Umlenk-/Führungsrolle, Keilrippenriemen  
Polea correia Poly-V - Polia correia trapezoidal



new

TP

Rullo tenditore, Cinghia Poly-V - Poly-V belt tensioner  
Poulie-tendeur, courroie trapézoïdale à nervures  
Spannrolle, Keilrippenriemen - Rolo tensor, correia trapezoidal estriada - Polea tensora, correia trapezoidal con dentado interior



new

TL

Smorzatore vibrazioni, Cinghia Poly-V  
Vibration damper V-ribbed belt  
Amortisseur de vibrations, courroie trapézoïdale à nervures  
Schwingungsdämpfer, Keilrippenriemen  
Amortecedor de vibrações, correia trapezoidal estriada  
Amortiguador vibraciones, correia trapez. Poly-V



## RAFFREDDAMENTO - COOLING ABKÜHLUNG - REFRROIDISSEMENT ARREFECIMENTO - REFRIGERACIÓN



PQ

Pompe acqua - Water pumps  
Pompes à eau - Wasserpumpen  
Bombas da água - Bombas de agua



VC

Giunti viscosi - Viscous couplings  
Visco coupleur - Visco-kupplungen  
Juntas viscosas - Juntas viscosas



VT

Valvole termostatiche - Thermostats  
Thermostates - Thermostate  
Termostatos - Válvulas termostáticas



new

VA

Valvola termostatica tama - Thermostat tama  
Vanne thermostatique tama - Thermostatventil tama  
Termostatos tama - Válvula termostática tama



new

RDA

Radiatore - Radiator  
Radiateur - Kühler  
Radiador - Radiador



KH

Tappi radiatore - Radiator caps  
Bouchons radiateurs - Kuhler versschluss kappe  
Tampões de radiator - Taponés radiator



new

CMP

Compressore - Compressor  
Compresseur - Kompressor  
Compresor - Compressor



new

CND

Condensatore - Condenser  
Condenseur - Kondensator  
Condensador - Condensador



new

EVP

Evaporatore - Evaporator  
Evaporateur - Verdampfer  
Evaporador - Evaporador



new

RSD

Riscaldatore - Heat Exchanger, interior heating  
Système de chauffage - Heizung  
Radiador de calefacción - Permutador de calor



new

VNT

Ventola, Raffreddamento motore - Fan, radiator  
Ventilateur - Lüfter  
Ventilador - Ventilador



## GIUNTI E CUFFIE - JOINTS AND BOOTS KUPPLUNGEN UND ACHSMANSCHETTEN COUPLEUR, SOUFFLET DE CARDAN - JUNTAS DE TRANSMISSÃO E FOLAS - JUNTAS Y FUELLES



GI

Giunti omocineticici lato ruota  
Costant velocity joints  
Joint homocinétique - Antriebswellen  
Juntas homocinéticas lado roda  
Juntas homocinéticas de lado de rueda



KB

Kit cuffia - Boot kits  
Soufflet de cardana - Achsmanschetten  
Kit de folas - Kit de fuelles



JO

Crociere - Universal joints  
Croisillons de trans - Universal gelenke  
Cruzetas de cardan - Crucetas



## SOSPENSIONI - SUSPENSIONS LENKUNGS UND-AUFHÄNGUNGSTEILE SUSPENSION - SUSPENSÃO SUSPENSIONA





















KK

Kit cuscinetti ruota - Wheelbearing kits  
Kit de roulements de roues - Radlagersätze  
Jogos de rolamentos das rodas - Kit cojinetes de rueda

# GAMME DES PRODUITS

	<b>MM</b>	Ammortizzatori - Shock absorbers Amortisseurs - Stossdämpfer Amortecedores - Amortiguador
	<b>RU</b>	Gommini - Rubbers Silent blocs - Motoraufhängung Borrachas - Tapones de goma
	<b>BS</b>	Trapezio - Suspension triangle Triangle de suspension - Trapez Triângulo da suspensão - Trapecio
	<b>CJ-ML</b>	Braccio oscillante - Suspension arms Bras oscillants - Schwenkarme Braços da suspensão - Brazo oscilante
	<b>ID</b>	Leve rinvio sterzo - Steering relay Leviers de renvoi de la direction - Lenkradhebel Pendural da barra de direcção Levas de reenvio de la dirección
	<b>LB</b>	Testine sospensione - Ball joint Rotule (pour suspension et direction) Aufhängeköpfe - Rotula da suspensão Cabezales de suspensión
	<b>SA</b>	Barre accoppiamento - Coupling bars Barres d'accouplement - Pleuelstangen Barras da direcção - Barras de acoplamiento
	<b>TI</b>	Testa barra d'accoppiamento - Tie-rod end Rotule de barre de connexion Spurstangenkopf - Terminal da direcção Cabeza de barra de acoplamiento
	<b>SI</b>	Stabilizzatore, chassis - Stabilizer, chassis Stabilisateur, chassis - Stabilisator, fahrwerk Estabilizador, chassi - Estabilizador, chasis
	<b>RD AX</b>	Giunto assiale, asta trasversale - Axial rod, tie rod Rotule de direction intérieure, barre de connexion Axialgelenk, spurstange - Rótula da direcção interior Junta axial, asta transversal
	<b>PI</b>	Leve rinvio sterzo - Steering relay Leviers de renvoi de la direction - Lenkradhebel Braço do pendural da direcção Levas de reenvio de la dirección
	<b>CW</b>	Braccio oscillante, sospensione ruota Track control arm Bras de liaison, suspension de roue Lenker, radaufhängung - Braço de suspensão Brazo oscilante, suspensión de rueda
	<b>CR</b>	Barra d'accoppiamento - Tie rod, steering Barre de connexion spurstange Verbindungstange - Barra de junção Barra de acoplamiento
	<b>BJ</b>	Giunto di supporto/guida Support/steering link Rotule de suspension Trag/führungsgelenk Rótula da suspensão Junta de soporte /guía
	<b>KB-A</b>	Cuffie ammortizzatori universali Universal bump rubber kit Soufflet de cardan Universale dämpferkappen Kits de folas universais dos amortecedores Fuelles amortiguadores universales




# PRODUKTELINIE

	<b>IMPIANTO ELETTRICO - ELECTRICAL PARTS ELEKTRISCHE TEILE - ÉLECTRIQUE PARTS MATERIAL ELÉCTRICO - PARTES ELÉCTRICAS</b>	
	<b>AL</b>	Alternatori - Alternators Alternateurs - Lichtmaschinen Alternadores - Alternadores
	<b>MT</b>	Motorini avviamento - Starters Démarreurs - Anlasser Motores de arranque - Arrancador
	<b>DENSO</b>	Candele - Spark plugs Bougies d'allumage - Kerzen Denso velas - Denso bujias
	<b>CE</b>	Candeleto - Glow plugs Bougies de pré-chauffage - Gluhkerzen Velas de incandescência - Bujias
	<b>HKT</b>	Candeleto hkt - Hkt glow plugs Bougies de préchauffage hkt - Gluhkerzen hkt Velas de incandescência hkt - Candelillas hkt
	<b>DENSO</b>	Candeleto denso - Denso glow plugs Bougies de préchauffage denso - Gluhkerzen denso Velas de incandescência denso - Candelillas denso
	<b>OO</b>	Sonde lambda - Oxigen sensors Sonde lambda - Lambda sonde Sondas lambda - Sensor oxigen
	<b>DENSO</b>	Sonde lambda denso - Oxigen sensors denso Sonde lambda denso - Lambda sonde denso Sondas lambda denso - Sondas lambda
	<b>SS-X</b>	Spazzole tergitristallo Wiper blades - Balais essuie glaces Wischerblätter - Escovas limpa vidros Escobillas
	<b>SS-F</b>	Spazzole tergitristallo universali - Universal wiper blades Balais essuie glaces universelles - Universale wischerblätter Escovas limpa vidros universais - Escobillas limpiaparabrisas universales
	<b>SS-R</b>	Spazzole tergitristallo universali posteriori - Universal Rear wiper Blades Balais d'essuie-glaces arrières universelles - Hintere universal Scheibenwischer Escovas limpa vidros traseiras universales Escobillas limpiaparabrisas traseras universales
	<b>SS-RE70C - SS-RE70H SS-RE70VL - SS-RE75BH</b>	Refill universali per spazzole normali/flat Universal refill for normal wiper blades/flat wiper blades Refill universel pour balais essuie glace norm. et balais "flat" Universal refill fuer normale/wischerblaetter Und fuer flat wischerblaetter Recargas universais para escovas flat normais Recambios universales para escobillas normales
	<b>HY</b>	Spazzola ibrida - Hybrid wiper blade - Hybrid balai d'essuie-glace Hybrid wischblatt - Und fuer flat wischerblaetter Escova hibrida de limpa-vidros - Escobilla hibrida
	<b>HY-U</b>	Spazzola Ibrida universale - Universal Hybrid wiper blade Balais d'essuie-glaces hybrid universelles - Hybrid universal Scheibenwischer Escovas limpa vidros Ibridas universales - Escobillas limpiaparabrisas Ibridas universales
	<b>BA</b>	Bulbi elettroventola - Temp. sensors Capteur de température - Ventilkugeln Sensores de temperatura - Sensor temperatura
	<b>PB</b>	Pompe benzina - Fuel pump Pompe a carburant - Benzinpumpen Bombas gasolina - Bombas de gasolina
	<b>RE</b>	Regolatori - Regulators Regulateur de tension - Spannungsregler Reguladores - Reguladores



# GAMA DE PRODUTOS

# GAMMA PRODUCTO

	<b>SR</b>	Spazzole accensione - Rotor arms Rotors d'allumeurs - Verteilerfinger Rotores - Rotor del distribuidor
	<b>XX-C</b>	Kit cavi accensione - Electric-cable ignition kit Kit câbles d'allumage - Zündkabel set Jogo de fios de vela - Kit cables de encendido
	<b>BO</b>	Bobina di accensione - Coil, ignition Bobine d'allumage - Zündspule Bobina de ignição - Bobina de encendido
	<b>CO</b>	Condensatore - Condenser, ignition Condenseur, système d'allumage Kondensator, zündanlage Condensador - Condensador
	<b>CT</b>	Kit contatti accensione - Contact breaker Distributor jeu de contacts d'allumage Kontaktsatz, zündverteiler Jogo de platinados - kit contactos de encendido
	<b>GA GN GO</b>	Gruppo universale koito - Insert, headlight koito Bloc-optique de phare koito Scheinwerfereinsatz, hauptscheinwerfer koito Óptica koito - Grupo universal koito
	<b>IS</b>	Interruttore stop - Interrupteur des feux de freins Brake light switch - Bremslichtschalter Interruptor stop - Interruptor de luces de freno
	<b>IV</b>	Interruttore temperatura, ventola radiatore Temperature switch, radiator fan Interrupteur de température, ventiateur de radiateur Temperaturschalter, kühlerlüfter Interruptor temperatura, ventoinha radiador Interruptor temperatura, ventilador radiador
	<b>PO</b>	Pressostato olio - Oil pressure switch Switch de pression d'huile - Öldruckschalter Interruptor da pressão do óleo - Interruptor presión de aceite
	<b>SP</b>	Spinterogeno - Distributor Distributeur - Verteiler Distribuidor - Distribuidor
	<b>DE</b>	Sensore massa aria - Mass sensor Capteur de masse - Sensorenmesser Sensor massa ar - Sensor masa de aire
	<b>VF</b>	Corpo farfallato elettrico - Throttle housing Boîtier de papillon - Drosselklappenstutzen Corpo de mariposa eléctrico Cuerpo de mariposa eléctrico
	<b>RA</b>	Puleggia alternatore - Freewheel Clutch, alternator Poulie roue libre, alternateur - Generatorfreilauf Rueda libre alternador - Roda livre do alternador
	<b>CA</b>	Calotte spinterogeno - Distributor caps Tête d'allumeur - Verteilekappen Tampas do distribuidor - Tapa distribuidor

	<b>GP</b>	Guarnizioni coperchio valvole - Valves cover gaskets Joint de couvre culbuteur - Dichtungen des Klappendeckels Juntas da cabeça - Tapa de culata de cilindro
	<b>GT</b>	Guarnizioni testata - Head gaskets Joints de culasses - Zylindercöpfe dichturg Jogo de juntas da cabeça - Juntas de culata
	<b>KG</b>	Kit guarnizioni testata - Head gaskets set Kit joints de culasses - Zylinderkopfdichtungssätze Kit guarnições cabeça - Kit juntas de culata
	<b>KI</b>	Kit pistoni - Pistons kit - Kit pistons Kolben rep. Sätze - Jogo de pistões - Kit pistones
	<b>KM</b>	Kit guarnizioni motore - Full set gasket Kit pochette joint moteur - Motor dichtungssätze Jogo de juntas completo - Kit juntas de motor
	<b>VV</b>	Valvole - Engine valves - Soupapes Ventile - Válvulas - Válvulas
	<b>XX</b>	Testate - Cylinder heads - Culasses Zylinderköpfe - Cabeças - Culata del cilindro
	<b>BI</b>	Bielle - Connecting roads - Bielle Pleuel - Bielas - Bielas
	<b>PB</b>	Boccola biella - Piston pin bushings - Bagues tête de bielle Kolben-pleuel-buchse - Casquilhos de biela - Casq. de biela
	<b>RC</b>	Fascia elastica - Piston ring Segment de piston - Kolbenring Segmento - Aros del pistón
	<b>MS</b>	Bronzina banco - Main bearings Coussinets de palier - Hauptlager Bronzes de apoio - Cojinete de bancada
	<b>CB</b>	Bronzina di biella - Big end bearings Coussinet de bielle - Pleuellager Bronzes de biela - Cojinete de biela
	<b>CC</b>	Kit canne cilindro motore - Cylinder liner kits Kit chemises - Laufbuchsensätze Jogos de camisas - Kit barras de cilindro de motor
	<b>BZ</b>	Bilancieri valvole - Balances valves Valves d'équilibres - Balancen ventile - Balancoen ventile Martelos - Balancines de las válvulas
	<b>SH DB</b>	Bronzina albero a camme - Camshaft bearings Coussinets arbre à cames - Nockenwellenlager Bronzes da árvore de cames - Cojinete de árbol de levas
	<b>TW</b>	Rasamenti - Thrust washers Cales latérale - Anlaufscheibe Anilhas de folga da cambota - Enrases
	<b>BL</b>	Bulloni testata - Cylinder head bolt Boulon de culasse de cylindre - Zylinderkopfschraube Pernos da cabeça - Pernos de cabezal
	<b>XX</b>	Valvola ricircolo gas di scarico Exhaust gas recirculation valve Vanne egr ventil - Abgasrückführventil Valvula de reciclo do gás de escape Válvula de recirculación de gas de descarga
	<b>XX</b>	Pompa olio - Oil pump Pompe à huile - Ölpumpe Bomba óleo - Bomba de aceite
	<b>XX</b>	Iniettore - Injector - Injecteur Injektoren - Injector - Inyector
	<b>XX</b>	Motore completo - Complete engine Moteur complet - Motor komplett Motor completo - Motor completo
	<b>XX</b>	Turbina - Turbocharger - Turbocompresseur Turbolader - Turbo - Turbina



**MOTORE - ENGINE  
MOTOR - MOTEUR  
MOTOR - MOTOR**

	<b>AA</b>	Álberi a camme - Camshafts - Árbres a cames Nockenwellen - Árvores de cames - Árboles de levas
	<b>AB</b>	Alberi motore - Crankshafts - Vilebrequins Kurbelwellen - Cambotas - Árboles de moto
	<b>PU</b>	Puleggia albero motore - Crank shaft pulleys Poulie de vilebrequin - Motor-welle rolle Polia da cambota - Polea del eje motor

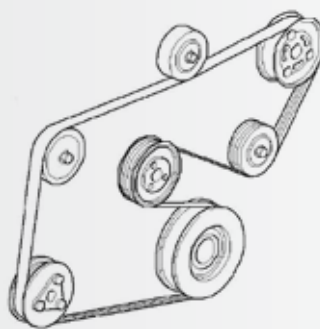
# Fan belts **BANDO**

cinghie servizi

courroie

keilriemen

correia de ventoinha



CODE	MEASURES
DV-3PK0495	3x495
DV-3PK0630	3x630
DV-3PK0645	3x645
DV-3PK0660	3x660
DV-3PK0665	3x665
DV-3PK0670	3x670
DV-3PK0675	3x675
DV-3PK0680	3x680
DV-3PK0740	3x740
DV-3PK0750	3x750
DV-3PK0760	3x760
DV-3PK0765	3x765
DV-3PK0790	3x790
DV-3PK0840	3x840
DV-3PK0850	3x850
DV-3PK0855	3x855
DV-3PK0875	3x875
DV-3PK0890	3x890
DV-3PK0910	3x910
DV-3PK0925	3x925
DV-3PK1000	3x1000
DV-3PK1075	3x1075
DV-3PK1080	3x1080
DV-4PK0595	4x595
DV-4PK0610	4x610
DV-4PK0615	4x615
DV-4PK0620	4x620
DV-4PK0635	4x635
DV-4PK0645	4x645
DV-4PK0655	4x655
DV-4PK0665	4x665
DV-4PK0675	4x675
DV-4PK0695	4x695
DV-4PK0705	4x705
DV-4PK0710	4x710
DV-4PK0720	4x720
DV-4PK0725	4x725
DV-4PK0730	4x730
DV-4PK0740	4x740
DV-4PK0750	4x750
DV-4PK0760	4x760
DV-4PK0765	4x765
DV-4PK0770	4x770
DV-4PK0775	4x775
DV-4PK0780	4x780

CODE	MEASURES
DV-4PK0785	4x785
DV-4PK0790	4x790
DV-4PK0795	4x795
DV-4PK0800	4x800
DV-4PK0805	4x805
DV-4PK0810	4x810
DV-4PK0812	4x812
DV-4PK0815	4x815
DV-4PK0820	4x820
DV-4PK0825	4x825
DV-4PK0830	4x830
DV-4PK0835	4x835
DV-4PK0840	4x840
DV-4PK0845	4x845
DV-4PK0850	4x850
DV-4PK0855	4x855
DV-4PK0860	4x860
DV-4PK0865	4x865
DV-4PK0870	4x870
DV-4PK0875	4x875
DV-4PK0880	4x880
DV-4PK0885	4x885
DV-4PK0890	4x890
DV-4PK0895	4x895
DV-4PK0900	4x900
DV-4PK0905	4x905
DV-4PK0910	4x910
DV-4PK0915	4x915
DV-4PK0920	4x920
DV-4PK0925	4x925
DV-4PK0930	4x930
DV-4PK0935	4x935
DV-4PK0940	4x940
DV-4PK0945	4x945
DV-4PK0950	4x950
DV-4PK0955	4x955
DV-4PK0960	4x960
DV-4PK0965	4x965
DV-4PK0970	4x970
DV-4PK0975	4x975
DV-4PK0980	4x980
DV-4PK0985	4x985
DV-4PK0990	4x990
DV-4PK0995	4x995
DV-4PK1000	4x1000

CODE	MEASURES
DV-4PK1005	4x1005
DV-4PK1010	4x1010
DV-4PK1015	4x1015
DV-4PK1020	4x1020
DV-4PK1025	4x1025
DV-4PK1030	4x1030
DV-4PK1035	4x1035
DV-4PK1040	4x1040
DV-4PK1045	4x1045
DV-4PK1050	4x1050
DV-4PK1055	4x1055
DV-4PK1060	4x1060
DV-4PK1065	4x1065
DV-4PK1070	4x1070
DV-4PK1080	4x1080
DV-4PK1085	4x1085
DV-4PK1090	4x1090
DV-4PK1110	4x1110
DV-4PK1115	4x1115
DV-4PK1120	4x1120
DV-4PK1170	4x1170
DV-4PK1180	4x1180
DV-4PK1185	4x1185
DV-4PK1420	4x1420
DV-4PK1540	4x1540
DV-4PK1615	4x1615
DV-4PK1710	4x1710
DV-4PK1715	4x1715
DV-4PK1770	4x1770
DV-5PK0670	5x670
DV-5PK0685	5x685
DV-5PK0775	5x775
DV-5PK0800	5x800
DV-5PK0815	5x815
DV-5PK0835	5x835
DV-5PK0850	5x850
DV-5PK0855	5x855
DV-5PK0865	5x865
DV-5PK0870	5x870
DV-5PK0875	5x875
DV-5PK0880	5x880
DV-5PK0885	5x885
DV-5PK0890	5x890
DV-5PK0905	5x905
DV-5PK0910	5x910

CODE	MEASURES
DV-5PK0915	5x915
DV-5PK0920	5x920
DV-5PK0925	5x925
DV-5PK0930	5x930
DV-5PK0935	5x935
DV-5PK0940	5x940
DV-5PK0945	5x945
DV-5PK0950	5x950
DV-5PK0955	5x955
DV-5PK0960	5x960
DV-5PK0965	5x965
DV-5PK0970	5x970
DV-5PK0975	5x975
DV-5PK0995	5x995
DV-5PK1000	5x1000
DV-5PK1010	5x1010
DV-5PK1020	5x1020
DV-5PK1025	5x1025
DV-5PK1030	5x1030
DV-5PK1050	5x1050
DV-5PK1055	5x1055
DV-5PK1060	5x1060
DV-5PK1065	5x1065
DV-5PK1070	5x1070
DV-5PK1075	5x1075
DV-5PK1080	5x1080
DV-5PK1085	5x1085
DV-5PK1090	5x1090
DV-5PK1095	5x1095
DV-5PK1100	5x1100
DV-5PK1105	5x1105
DV-5PK1110	5x1110
DV-5PK1115	5x1115
DV-5PK1120	5x1120
DV-5PK1125	5x1125
DV-5PK1130	5x1130
DV-5PK1135	5x1135
DV-5PK1140	5x1140
DV-5PK1145	5x1145
DV-5PK1150	5x1150
DV-5PK1155	5x1155
DV-5PK1165	5x1165
DV-5PK1180	5x1180
DV-5PK1190	5x1190
DV-5PK1200	5x1200



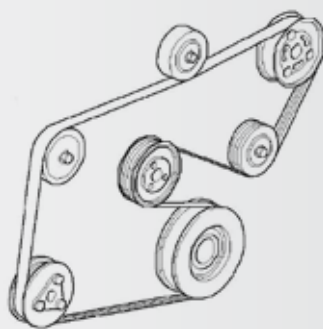
# Fan belts **BANDO**

cinghie servizi

courroie

keilriemen

correia de ventoinha



CODE	MEASURES
DV-5PK1210	5x1210
DV-5PK1220	5x1220
DV-5PK1240	5x1240
DV-5PK1250	5x1250
DV-5PK1260	5x1260
DV-5PK1280	5x1280
DV-5PK1305	5x1305
DV-5PK1330	5x1330
DV-5PK1340	5x1340
DV-5PK1355	5x1355
DV-5PK1365	5x1365
DV-5PK1390	5x1390
DV-5PK1395	5x1395
DV-5PK1545	5x1545
DV-5PK1550	5x1550
DV-5PK1555	5x1555
DV-5PK1590	5x1590
DV-5PK1640	5x1640
DV-5PK1650	5x1650
DV-5PK1670	5x1670
DV-5PK1730	5x1730
DV-5PK1785	5x1785
DV-5PK1800	5x1800
DV-5PK1840	5x1840
DV-5PK1850	5x1850
DV-6PK0680	6x680
DV-6PK0730	6x730
DV-6PK0780	6x780
DV-6PK0800	6x800
DV-6PK0815	6x815
DV-6PK0820	6x820
DV-6PK0850	6x850
DV-6PK0860	6x860
DV-6PK0880	6x880
DV-6PK0885	6x885
DV-6PK0915	6x915
DV-6PK0920	6x920
DV-6PK0940	6x940
DV-6PK0945	6x945
DV-6PK0950	6x950
DV-6PK0955	6x955
DV-6PK0965	6x965
DV-6PK0970	6x970
DV-6PK0975	6x975
DV-6PK0985	6x985
DV-6PK0995	6x995

CODE	MEASURES
DV-6PK1025	6x1025
DV-6PK1030	6x1030
DV-6PK1035	6x1035
DV-6PK1040	6x1040
DV-6PK1045	6x1045
DV-6PK1050	6x1050
DV-6PK1060	6x1060
DV-6PK1065	6x1065
DV-6PK1070	6x1070
DV-6PK1075	6x1075
DV-6PK1085	6x1085
DV-6PK1090	6x1090
DV-6PK1095	6x1095
DV-6PK1105	6x1105
DV-6PK1110	6x1110
DV-6PK1115	6x1115
DV-6PK1130	6x1130
DV-6PK1135	6x1135
DV-6PK1145	6x1145
DV-6PK1150	6x1150
DV-6PK1175	6x1175
DV-6PK1180	6x1180
DV-6PK1185	6x1185
DV-6PK1200	6x1200
DV-6PK1210	6x1210
DV-6PK1220	6x1220
DV-6PK1250	6x1250
DV-6PK1300	6x1300
DV-6PK1305	6x1305
DV-6PK1320	6x1320
DV-6PK1365	6x1365
DV-6PK1375	6x1375
DV-6PK1395	6x1395
DV-6PK1420	6x1420
DV-6PK1435	6x1435
DV-6PK1440	6x1440
DV-6PK1445	6x1445
DV-6PK1460	6x1460
DV-6PK1470	6x1470
DV-6PK1485	6x1485
DV-6PK1495	6x1495
DV-6PK1510	6x1510
DV-6PK1515	6x1515
DV-6PK1540	6x1540
DV-6PK1560	6x1560
DV-6PK1570	6x1570

CODE	MEASURES
DV-6PK1580	6x1580
DV-6PK1610	6x1610
DV-6PK1620	6x1620
DV-6PK1635	6x1635
DV-6PK1640	6x1640
DV-6PK1675	6x1675
DV-6PK1690	6x1690
DV-6PK1695	6x1695
DV-6PK1700	6x1700
DV-6PK1705	6x1705
DV-6PK1710	6x1710
DV-6PK1720	6x1720
DV-6PK1725	6x1725
DV-6PK1730	6x1730
DV-6PK1735	6x1735
DV-6PK1740	6x1740
DV-6PK1750	6x1750
DV-6PK1760	6x1760
DV-6PK1775	6x1775
DV-6PK1780	6x1780
DV-6PK1790	6x1790
DV-6PK1795	6x1795
DV-6PK1810	6x1810
DV-6PK1820	6x1820
DV-6PK1830	6x1830
DV-6PK1835	6x1835
DV-6PK1870	6x1870
DV-6PK1875	6x1875
DV-6PK1880	6x1880
DV-6PK1890	6x1890
DV-6PK1900	6x1900
DV-6PK1905	6x1905
DV-6PK1930	6x1930
DV-6PK1940	6x1940
DV-6PK1960	6x1960
DV-6PK1975	6x1975
DV-6PK2000	6x2000
DV-6PK2005	6x2005
DV-6PK2010	6x2010
DV-6PK2055	6x2055
DV-6PK2085	6x2085
DV-6PK2095	6x2095
DV-6PK2105	6x2105
DV-6PK2120	6x2120
DV-6PK2160	6x2160
DV-6PK2185	6x2185

CODE	MEASURES
DV-6PK2210	6x2210
DV-6PK2245	6x2245
DV-6PK2257	6x2257
DV-6PK2260	6x2260
DV-6PK2275	6x2275
DV-6PK2305	6x2305
DV-6PK2310	6x2310
DV-7PK1045	7x1045
DV-7PK1135	7x1135
DV-7PK1145	7x1145
DV-7PK1155	7x1155
DV-7PK1275	7x1275
DV-7PK1285	7x1285
DV-7PK1380	7x1380
DV-7PK1385	7x1385
DV-7PK1390	7x1390
DV-7PK1590	7x1590
DV-7PK1595	7x1595
DV-7PK1605	7x1605
DV-7PK1640	7x1640
DV-7PK1655	7x1655
DV-7PK1730	7x1730
DV-7PK1735	7x1735
DV-7PK1750	7x1750
DV-7PK1760	7x1760
DV-7PK1765	7x1765
DV-7PK1770	7x1770
DV-7PK1795	7x1795
DV-7PK1810	7x1810
DV-7PK1920	7x1920
DV-7PK1930	7x1930
DV-7PK1935	7x1935
DV-7PK1970	7x1970
DV-7PK1990	7x1990
DV-7PK2000	7x2000
DV-7PK2195	7x2195
DV-7PK2215	7x2215
DV-7PK2270	7x2270
DV-7PK2285	7x2285
DV-7PK2415	7x2415
DV-8PK1170	8x1170
DV-8PK1225	8x1225
DV-8PK1230	8x1230
DV-8PK1635	8x1635

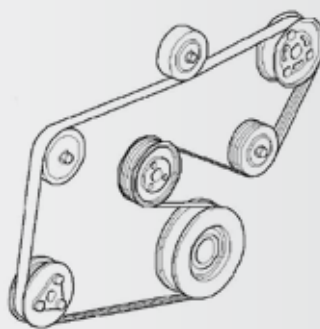
# Fan belts **BANDO**

cinghie servizi

courroie

keilriemen

correia de ventoinha



CODE	MEASURES
DT-10X1025LA	10X1025
DT-10X1065LA	10X1065
DT-10X1075LA	10X1075
DT-10X1080LA	10X1080
DT-10X1090LA	10X1090
DT-10X1100LA	10X1100
DT-10X1120LA	10X1120
DT-10X1125LA	10X1125
DT-10X1145LA	10X1145
DT-10X1150LA	10X1150
DT-10X660LA	10X660
DT-10X795LA	10X795
DT-10X800LA	10X800
DT-10X835LA	10X835
DT-10X890LA	10X890
DT-10X900LA	10X900
DT-10X915LA	10X915
DT-10X925LA	10X925
DT-10X965LA	10X965
DT-10X970LA	10X970
DT-10X975LA	10X975
DT-13X1000LA	13X1000
DT-13X1005LA	13X1005
DT-13X1010LA	13X1010
DT-13X1015LA	13X1015
DT-13X1025LA	13X1025
DT-13X1050LA	13X1050
DT-13X1065LA	13X1065
DT-13X1075LA	13X1075
DT-13X1090LA	13X1090
DT-13X1115LA	13X1115
DT-13X1125LA	13X1125
DT-13X1130LA	13X1130
DT-13X1145LA	13X1145
DT-13X1155LA	13X1155
DT-13X1170LA	13X1170
DT-13X1175LA	13X1175
DT-13X1180LA	13X1180
DT-13X1195LA	13X1195
DT-13X1200LA	13X1200
DT-13X1240LA	13X1240
DT-13X1270LA	13X1270
DT-13X1275LA	13X1275
DT-13X1400LA	13X1400

CODE	MEASURES
DT-13X1405LA	13X1405
DT-13X1510LA	13X1510
DT-13X610LA	13X610
DT-13X620LA	13X620
DT-13X630LA	13X630
DT-13X635LA	13X635
DT-13X645LA	13X645
DT-13X655LA	13X655
DT-13X660LA	13X660
DT-13X670LA	13X670
DT-13X680LA	13X680
DT-13X685LA	13X685
DT-13X725LA	13X725
DT-13X750LA	13X750
DT-13X755LA	13X755
DT-13X760LA	13X760
DT-13X775LA	13X775
DT-13X785LA	13X785
DT-13X800LA	13X800
DT-13X810LA	13X810
DT-13X825LA	13X825
DT-13X830LA	13X830
DT-13X835LA	13X835
DT-13X850LA	13X850
DT-13X860LA	13X860
DT-13X865LA	13X865
DT-13X875LA	13X875
DT-13X880LA	13X880
DT-13X885LA	13X885
DT-13X900LA	13X900
DT-13X915LA	13X915
DT-13X925LA	13X925
DT-13X935LA	13X935
DT-13X950LA	13X950
DT-13X965LA	13X965
DT-13X970LA	13X970
DT-13X975LA	13X975
DT-13X985LA	13X985
DT-13X990LA	13X990
DT-17X1025LI	17X1025
DT-17X1040LI	17X1040
DT-17X1075LI	17X1075
DT-17X1120LI	17X1120
DT-17X685LI	17X685

CODE	MEASURES
DT-17X890LI	17X890
DT-17X925LI	17X925
DT-17X940LI	17X940
DT-WA1040	1040
DT-WA1090	1090
DT-WA835	835
DT-WA890	890
DT-WA920	920
DT-WA930	930
DT-WA940	940
DT-WA965	965
DT-WN845	845
DT-WN975	975



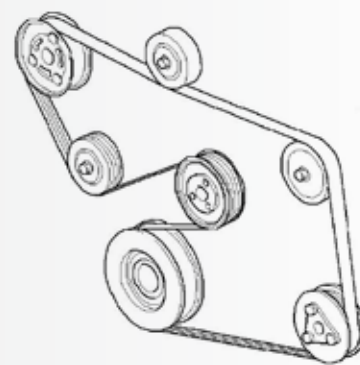
# Fan belts *Japanparts*

cinghie servizi

courroie

keilriemen

correia de ventoinha



CODE	MEASURES
TR-013	17 x 1013L1
TR-025	17 x 1040 LA
TR-040	17 x 1040 L1
TR-050	17 x 1050 L1
TR-070	17 x 1075 L1
TR-087	17 x 1087 L1
TR-195	17 x 1190L1
TT-000	10 x 940 LA
TT-008	11 x 727 LA
TT-025	10 x 1025 LA
TT-037	13 x 1037 LA
TT-075	13 x 750 LA
TT-081	13 x 813 LA
TT-098	10 x 700 LA
TT-099	10 x 825 LA
TT-100	10 x 1000 LA
TT-105	13 x 1050 LA
TT-107	10 x 1075LA
TT-108	10 x 1087 LA
TT-110	13 x 1100 LA
TT-112	13 x 1125 LA
TT-113	10 x 1125 LA
TT-116	10 x 1163 LA
TT-117	13 x 1175 LA
TT-120	13 x 1200 LA
TT-122	10 x 1225 LA
TT-123	13 x 1225 LA
TT-125	13 x 1250 LA
TT-126	13 x 1263 LA
TT-142	13 x 1425 LA
TT-145	13 x 1450 LA
TT-146	13 x 1463 LA
TT-150	13 x 1500LA
TT-151	10 x 1150LA
TT-152	13 x 1525LA
TT-172	13 x 1075LA
TT-180	12,5 x 865LA
TT-181	13 x 800LA
TT-193	13 x 850LA
TT-196	13 x 950LA
TT-197	13 x 1275LA
TT-198	10 x 1050LA
TT-203	6PK1535
TT-208	6PK1885

CODE	MEASURES
TT-209	13 x 890LA
TT-294	13 x 875LA
TT-295	10 x 925LA
TT-296	10 x 875LA
TT-297	10 x 975LA
TT-298	10 x 950LA
TT-300	12.5 x 1090
TT-550	10 x 550LA
TT-589	13 x 775LA
TT-591	13 x 1150LA
TT-592	13 x 925LA
TT-596	13 x 1000LA
TT-597	17 x 1110
TT-613	10 x 613LA
TT-625	13 x 625LA
TT-626	10 x 625LA
TT-637	13 x 637LA
TT-650	10 x 650LA
TT-663	10 x 663LA
TT-675	13 x 675LA
TT-676	10 x 675LA
TT-687	10 x 687LA
TT-694	10 x 785LA
TT-696	13 x 900LA
TT-697	13 x 775LA
TT-713	10 x 713LA
TT-725	13 x 725LA
TT-750	10 x 750LA
TT-763	10 x 763LA
TT-764	13 x 763LA
TT-775	10 x 775LA
TT-798	10 x 913LA
TT-800	10 x 788
TT-813	10 x 813LA
TT-825	10 x 838LA
TT-826	13 x 825LA
TT-863	10 x 863LA
TT-888	10 x 888LA
TT-901	10 x 900LA
TT-963	10 x 963LA
TT-975	13 x 987LA
TT-987	10 x 987LA
TT-988	13 x 987LA
TT-992	13 x 1400LA

CODE	MEASURES
TT-995	13 x 1025LA
TT-997	13 x 913LA
TT-H05	13 x 750LA
TT-H06	13 x 750LA
TT-H07	10 x 1100LA
TT-H14	13 x 655LA
TT-H21	6PK1513
TT-H23	5K1848
TT-K26	10 x 1075LA
TV-001	4PK 985
TV-005	4PK 1075
TV-020	3PK 1025
TV-021	6PK 1020
TV-037	5PK 1035
TV-045	6PK 1050
TV-070	5PK 700
TV-072	6PK 725
TV-080	6PK 1080
TV-084	6PK 850
TV-092	7PK 920
TV-095	5PK 800
TV-096	6PK 965
TV-097	5PK 1215
TV-102	4PK 1025
TV-103	4PK 1040
TV-104	4PK 1045
TV-105	4PK 1065
TV-106	5PK 1060
TV-108	3PK 1080
TV-110	5PK 1100
TV-111	6PK 1100
TV-112	5PK 1125
TV-113	4PK 1100
TV-115	5PK 1150
TV-116	5PK 1165
TV-117	6PK 1150
TV-118	6K 1199
TV-119	6PK 1107
TV-120	6PK 1212
TV-121	7PK 1055
TV-122	4PK 1225
TV-123	5PK 1225
TV-124	7PK 1150
TV-130	5PK 1300

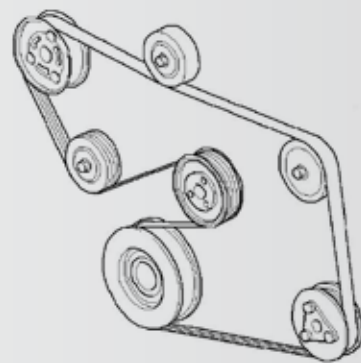
# Fan belts *Japanparts*

cinghie servizi

courroie

keilriemen

correia de ventoinha



CODE	MEASURES
TV-134	5PK 1350
TV-150	4PK 1150
TV-173	6PK 950
TV-174	4PK 760
TV-178	6PK 875
TV-179	6PK 675
TV-187	4PK 910
TV-189	4PK 845
TV-190	3PK 840
TV-191	4PK 890
TV-192	4PK 730
TV-200	5PK 975
TV-202	6PK 940
TV-203	6PK 966
TV-204	5PK 1000
TV-207	4PK 1775
TV-208	6PK 2080
TV-209	6PK 1730
TV-210	6PK 1230
TV-211	7PK 1870
TV-291	5PK 1110
TV-298	5PK 825
TV-299	5PK 1015
TV-301	3PK 760
TV-397	5PK 1075
TV-398	4PK 885
TV-405	3PK 880
TV-408	3PK 805
TV-563	3PK 560
TV-588	4PK 770
TV-590	4PK 675
TV-593	5PK 1140
TV-594	4PK 755
TV-595	4PK 875
TV-599	4PK 1120
TV-600	4PK 825
TV-601	4PK 780
TV-637	4PK 640
TV-663	4PK 665
TV-695	5PK 1325
TV-700	4PK 700
TV-713	3PK 715
TV-714	4PK 715
TV-725	4PK 725

CODE	MEASURES
TV-737	3PK 735
TV-787	5PK 790
TV-788	3PK 790
TV-797	5PK 875
TV-800	4PK 815
TV-802	7K 1988
TV-803	5PK 1550
TV-804	6PK 1182
TV-805	K6 1675
TV-806	6PK 1960
TV-813	6PK 1813
TV-820	4PK 820
TV-825	3PK 825
TV-837	4PK 835
TV-851	3PK 850
TV-863	4PK 865
TV-864	5PK 865
TV-887	6PK 885
TV-898	4PK 825
TV-905	6PK 2035
TV-913	6PK 915
TV-914	3PK 910
TV-925	5PK 925
TV-937	5PK 935
TV-938	4PK 935
TV-950	5PK 950
TV-951	4PK 950
TV-955	4PK 955
TV-963	3PK 960
TV-964	5PK 960
TV-965	4PK 960
TV-975	4PK 975
TV-976	3PK 975
TV-987	4PK 990
TV-998	3PK 690
TV-999	4PK 800
TV-H04	4PK 850
TV-H05	5PK 1697
TV-H09	4PK 1060
TV-H11	4PK 845
TV-H12	4PK 875
TV-H18	4PK 855
TV-H20	4PK 945
TV-H24	4PK615


CODE	MEASURES
TV-H25	4PK0895
TV-H26	5K 1801
TV-K02	6PK 1580
TV-K04	3PK 765
TV-K08	4PK 925
TV-K14	6PK 1257
TV-K15	4PK855
TV-K16	7PK 1730
TV-K17	7PK 2284
TV-K18	7PK 2268
TV-K20	5 PK 1592
TV-K23	6PK 953
TV-K27	5K 1840
TV-K28	6PK 1510
TV-K29	6PK 2584
TV-M00	4K 738
TV-M02	3PK 806
TV-S01	6PK 2255
TV-W0	45PK 1008
TV-W07	5PK 974
TV-W09	5PK 870
TV-W11	6PK 1900
TV-W12	4PK 915
TV-W13	4PK 745
TV-W14	4PK 650
TV-W15	6PK 1875
TV-W16	6PK 1725
TV-W19	6PK 2094
TV-W20	6PK 2066



# Kit catena Japanparts: Top quality from Italy



# Japanparts®



WORLDWIDE QUALITY REPLACEMENT PARTS FOR JAPANESE AND KOREAN CARS



[www.japanparts.eu](http://www.japanparts.eu)



KIT DISTRIBUZIONE CATENA/TIMING CHAIN KIT	
<b>KDK-107</b>	NISSAN PATROL GR II (Y61) 3.0 DTi [05.00-]
<b>KDK-109</b>	NISSAN ALMERA II (N16) 1.8 [10.02-]
<b>KDK-110</b>	NISSAN ALMERA II (N16) 1.5[10.02-]
<b>KDK-111</b>	NISSAN BLUEBIRD (910) 2.0 D [01.80-12.83]
<b>KDK-112</b>	NISSAN PICK UP NAVARA (D22)2.5 Di[03.02-]
<b>KDK-113</b>	NISSAN NAVARA 2.5 dCi 4WD [07.05-]
<b>KDK-207</b>	TOYOTA YARIS (_CP10) 1.4 D-4D [12.01-]
<b>KDK-208</b>	TOYOTA YARIS VERSO 1.3 (NCP22) [01.03-]
<b>KDK-209</b>	TOYOTA AYGO 1.0 [07.05-]
<b>KDK-501</b>	MINIBUS MITSUBISHI PAJERO CLASSIC (V2_W) 3.2 DI-D [05.05-]
<b>KDK-502</b>	MITSUBISHI PAJERO II 2.8 TD (V46W) [06.94-04.00]
<b>KDK-503</b>	MITSUBISHI Canter 35 [07.98-]
<b>KDK-600</b>	DAIHATSU MATERIA 1.3 [10.06-]
<b>KDK-801-8</b>	FIAT 500 1.3 D Multijet [10.07-]
<b>KDK-802</b>	SUZUKI BALENO (EG) 1.8 GT [03.96-05.02]
<b>KDK-M01</b>	SMART CITY-COUPE 0.8 CDI[11.99-01.04]



KIT DISTRIBUZIONE CINGHIA/TIMING BELT KIT	
<b>KDD-006A</b>	CHRYSLER PT CRUISER 2.0 [06.00-]
<b>KDD-117</b>	NISSAN INTERSTAR dCi 120 [07.02-]
<b>KDD-124</b>	NISSAN KUBISTAR 1.6 16V [08.03-]
<b>KDD-125</b>	NISSAN KUBISTAR 1.2 [08.03-]
<b>KDD-126</b>	NISSAN KUBISTAR 1.2 16V [04.06-]
<b>KDD-215A</b>	TOYOTA CARINA II 1.6 (AT171)[12.87-11.89]
<b>KDD-225A</b>	LEXUS ES (F1, F2) 300 [09.91-12.97]
<b>KDD-231</b>	TOYOTA COROLLA 1.9D(WZE110) [02.00-01.02]
<b>KDD-291</b>	LEXUS IS (GXE10) 200 [04.99-]
<b>KDD-313</b>	MAZDA 2 1.25 [04.03-]
<b>KDD-315</b>	MAZDA 323 III (BF) 1.7 D [01.87-05.89]
<b>KDD-333</b>	MAZDA TRIBUTE (EP) 2.0 [03.00-]
<b>KDD-334</b>	MAZDA 5 2.0 CD [03.05-]
<b>KDD-334A</b>	MAZDA 6 2.0 MRZ-CD [08.07-]
<b>KDD-336</b>	MAZDA B-SERIE (UN) 2.5 D [06.99-]
<b>KDD-337</b>	MAZDA 121 I (DA) 1.1 [10.87-10.90]
<b>KDD-383A</b>	MAZDA 323 F V (BA) 1.5 16V [07.94-09.98]
<b>KDD-406A</b>	SUZUKI SWIFT II (EA, MA) 1.0 (SF310, AA44) [03.89-05.01]
<b>KDD-407</b>	HONDA ACCORD VII (CG) 3.0 V6 24V [02.98-06.03]

<b>KDD-411A</b>	HONDA PRELUDE III (BA) 2.0 i EX 16V [10.87-12.90]
<b>KDD-502</b>	JEEP COMPASS 2.0 CRD 4x4 [09.06-]
<b>KDD-507</b>	MITSUBISHI CORDIA 1.6 GSL (A212A) [10.82-12.86]
<b>KDD-513D</b>	MITSUBISHI CORDIA 1.6 Turbo (A212A) [10.82-05.85]
<b>KDD-515</b>	MITSUBISHI OUTLANDER 2.2 DI-D [08.07-]
<b>KDD-521A</b>	MITSUBISHI L 300 2.4 (P04W, P14V, P04V) [11.90-]
<b>KDD-528A</b>	MITSUBISHI 3000 GT (Z16A) 3.0 i 24V 4x4 [06.92-08.99]
<b>KDD-542A</b>	MITSUBISHI PAJERO III (V60) 3.5 V6 GDI (V65W, V75W) [04.00-]
<b>KDD-601A</b>	DAIHATSU CUORE V (L5) 0.8 [11.96-10.98]
<b>KDD-703A</b>	SUBARU FORESTER (SF) 2.0 [08.97-09.02]
<b>KDD-707A</b>	SUBARU LEGACY IV 2.5 [09.03-]
<b>KDD-789</b>	SUBARU VIVIO 660 4WD [03.92-10.95]
<b>KDD-812</b>	SUZUKI GRAND VITARA (FT, GT) 2.0 HDI 110 [07.01-]
<b>KDD-818</b>	SUZUKI LIANA (ER) 1.4 DDiS [03.05-]
<b>KDD-889C</b>	TOYOTA LAND CRUISER (J12) 3.0 D-4D (KDJ120) [01.07-]
<b>KDD-905</b>	DODGE NITRO 2.8 CRD [06.07-]
<b>KDD-905A</b>	ISUZU TROOPER (UBS) 2.6 i (UBS17) [10.87-12.91]
<b>KDD-911</b>	MAZDA 323 V S (BA) 1.6 TD [05.94-09.98]
<b>KDD-H10B</b>	HYUNDAI i30 2.0 [10.07-]
<b>KDD-H11</b>	HYUNDAI SANTA FÉ 2.7 [03.06-]
<b>KDD-W10</b>	CHEVROLET CRUZE (J3000) 1.6 [05.09-]

KIT DISTRIBUZIONE CINGHIA & POMPA ACQUA / WATER PUMP & TIMING BELT KIT	
<b>SKD-205</b>	TOYOTA AVENSIS (T25) 2.0 D-4D [04.03-]
<b>SKD-205A</b>	TOYOTA RAV 4 II (XA2) 2.0 D-4D 4WD [09.01-]
<b>SKD-205B</b>	TOYOTA AVENSIS VERSO 2.0 D-4D[08.01-]
<b>SKD-211</b>	TOYOTA AVENSIS 2.0 (ST220_) [09.97-10.00]
<b>SKD-297A</b>	TOYOTA AVENSIS 2.0 TD (CT220_) [09.97-02.03]
<b>SKD-327</b>	MAZDA 6 (GG) 2.0 DI [06.02-]
<b>SKD-387</b>	CHEVROLET KALOS 1.4 [03.05-]
<b>SKD-393</b>	DAEWOO ESPERO (KLEJ) 1.5 16V [02.95-06.99]
<b>SKD-393A</b>	DAEWOO LANOS (KLAT) 1.6 16V [05.97-]
<b>SKD-393B</b>	CHEVROLET KALOS 1.4 16V [03.05-]
<b>SKD-399</b>	KIA SPORTAGE (K00) 2.0 TD 4WD[10.97-08.03]
<b>SKD-540B</b>	CHEVROLET KALOS 1.2[03.05-]



# Troubleshooting for **RAW EDGE BELTS & V-RIBBED BELT**

	SYMPTOMS	PROBABLE CAUSE	SOLUTIONS
CRACKS	 Deep cracks at regular intervals	<ul style="list-style-type: none"> <li>- Pulleys too small</li> <li>- Excessively hot drive environment</li> <li>- Dust or chemicals in drive</li> </ul>	<ul style="list-style-type: none"> <li>- Increase pulley diameter, check drive design</li> <li>- Improve ventilation</li> <li>- Use adequate guard</li> </ul>
	 Small cracks at irregular intervals	<ul style="list-style-type: none"> <li>- Belt used for too long</li> </ul>	<ul style="list-style-type: none"> <li>- Replace belt</li> </ul>
	 Broken	<ul style="list-style-type: none"> <li>- Excessive load or shock load</li> <li>- Foreign materials in drive</li> <li>- Damaged tension members</li> </ul>	<ul style="list-style-type: none"> <li>- Check drive design, redesign</li> <li>- Use adequate guard</li> <li>- Follow correct installation procedures</li> </ul>
	 Glossy or shiny side walls	<ul style="list-style-type: none"> <li>- Oil contamination</li> <li>- Belt slip</li> </ul>	<ul style="list-style-type: none"> <li>- Clean oil contamination</li> <li>- Readjust tension</li> </ul>
	 Layer separation	<ul style="list-style-type: none"> <li>- Oil contamination</li> <li>- Belt slip or insufficient tension</li> <li>- Misalignment</li> <li>- Small pulley diameter</li> </ul>	<ul style="list-style-type: none"> <li>- Clean oil contamination</li> <li>- Readjust tension</li> <li>- Check alignment and correct</li> <li>- Increase pulley diameter, check drive design</li> </ul>
TURNOVER OR TWIST	 Occurring early	<ul style="list-style-type: none"> <li>- Misalignment</li> <li>- Foreign materials in pulley</li> <li>- Insufficient tension</li> <li>- Damaged cord</li> <li>- Mismatched belt set</li> </ul>	<ul style="list-style-type: none"> <li>- Check alignment</li> <li>- Clean pulley</li> <li>- Readjust tension</li> <li>- Replace belt, follow correct installation</li> <li>- Replace with a new matched set of belts</li> </ul>
	 Occurring late	<ul style="list-style-type: none"> <li>- Worn or damaged pulley</li> <li>- Insufficient tension</li> <li>- Poor drive design</li> </ul>	<ul style="list-style-type: none"> <li>- Replace pulley</li> <li>- Readjust tension</li> <li>- Redesign drive load</li> </ul>

# Troubleshooting for **TIMING BELT**

	SYMPTOMS	PROBABLE CAUSE	SOLUTIONS
<b>WEAR</b>	 Edge wear	<ul style="list-style-type: none"> <li>- Misalignment</li> <li>- Bent, rough or damaged flange</li> <li>- Improper tension</li> <li>- Belt too wide</li> </ul>	<ul style="list-style-type: none"> <li>- Check alignment and correct</li> <li>- Straighten or replace flange</li> <li>- Readjust tension</li> <li>- Replace with correct belt</li> </ul>
	 Tooth wear	<ul style="list-style-type: none"> <li>- Excessive load</li> <li>- Insufficient tension</li> <li>- Misalignment</li> <li>- Incorrect belt</li> <li>- Worn, damaged or rough sprocket</li> </ul>	<ul style="list-style-type: none"> <li>- Increase drive load</li> <li>- Readjust tension</li> <li>- Check alignment and correct</li> <li>- Replace with correct belt for sprocket</li> <li>- Replace sprocket</li> </ul>
	 Tooth Shear	<ul style="list-style-type: none"> <li>- Excessive load</li> <li>- Less than 6 teeth in mesh</li> <li>- Misalignment</li> <li>- Incorrect belt</li> <li>- Worn sprocket</li> <li>- Insufficient tension</li> </ul>	<ul style="list-style-type: none"> <li>- Increase drive load</li> <li>- Redesign drive</li> <li>- Check alignment and correct</li> <li>- Replace with correct belt for sprocket</li> <li>- Readjust tension</li> </ul>
	 Cracks on back	<ul style="list-style-type: none"> <li>- Diameter too small</li> <li>- Improper ambient temperature</li> <li>- Backside idler</li> </ul>	<ul style="list-style-type: none"> <li>- Increase diameter or redesign drive load</li> <li>- Eliminate cause and change the belt</li> <li>- Use inside idler</li> </ul>
	 Broken belt	<ul style="list-style-type: none"> <li>- Excessive shock load</li> <li>- Diameter too small</li> <li>- Damaged belt</li> <li>- Foreign materials in drive</li> </ul>	<ul style="list-style-type: none"> <li>- Redesign drive load</li> <li>- Increase diameter or redesign</li> <li>- Follow correct installation procedures</li> <li>- Use adequate guard</li> </ul>
	 Over heating	<ul style="list-style-type: none"> <li>- Misalignment</li> <li>- Excessive tension</li> <li>- Incorrect belt</li> </ul>	<ul style="list-style-type: none"> <li>- Check alignment and correct</li> <li>- Readjust tension</li> <li>- Replace with correct belt for sprocket</li> </ul>
	Tension loss	<ul style="list-style-type: none"> <li>- Excessive load</li> <li>- Diameter too small</li> <li>- Worn sprocket</li> <li>- Excessive temperature</li> </ul>	<ul style="list-style-type: none"> <li>- Adjust drive load</li> <li>- Increase diameter or redesign</li> <li>- Replace sprocket</li> <li>- Check tension or conductive heat transfer</li> </ul>
	Noise	<ul style="list-style-type: none"> <li>- Improper tension</li> <li>- Misalignment</li> <li>- Incorrect belt</li> <li>- Diameter too small</li> <li>- Worn sprocket</li> <li>- Bent guide flange</li> </ul>	<ul style="list-style-type: none"> <li>- Readjust tension</li> <li>- Check alignment and correct</li> <li>- Replace with correct belt for sprocket</li> <li>- Increase diameter or redesign</li> <li>- Replace sprocket</li> <li>- Replace guide flange</li> </ul>
	Vibration	<ul style="list-style-type: none"> <li>- Improper tension</li> <li>- Incorrect belt</li> <li>- Bushing or key loose</li> </ul>	<ul style="list-style-type: none"> <li>- Readjust tension</li> <li>- Replace with correct belt for sprocket</li> <li>- Check and tighten</li> </ul>

# WARNING / CAUTION



**WARNING**

- Automotive belts are for use in cars only.
- Be sure that operators have no loose articles of clothing, or loose hair, as there is a danger that they may be pulled into the rotating part of the pulley belt.
- When proceeding with repair, check or exchange of a belt, be sure that the belt is stopped after switching it off.
- Be sure that no one switches on the machine in the middle of repair, check and exchange of a belt.



**CAUTION**

- When replacing a belt or pulley, use one with the same specifications as the original one.
- Do not attempt to cut part of a belt with a knife or a scissors when tension is applied to the belt. It may cause the belt to bounce and hurt someone nearby.
- Align a belt along the center of the pulley. Otherwise, the surface of the belt will wear unevenly, causing reduced durability.



**GOOD**



**BAD**



**BAD**

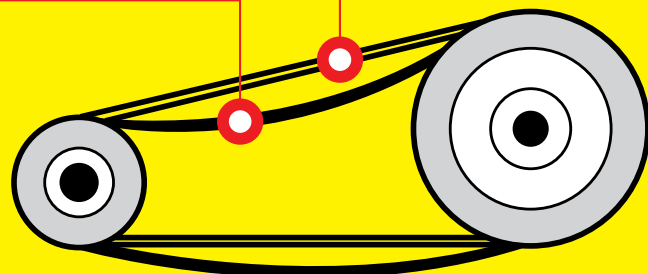


**CAUTION**






- Do not touch a belt or pulley immediately after operation. It is hot and you may get burned.
- Any attempt to change a belt should be made with no tension applied to the belt otherwise belt life may be reduced.
- Always maintain specified tension applied to a belt or noise or damage may result.
- In case more than one belt is used with a pulley, be sure to exchange all belts at the same time. Otherwise, the belts may have reduced durability.

**New Belt**

**Used Belt**










	<b>KW</b>			<b>KDK- KIT CATENA TIMING BELT KIT</b>	<b>KDD- KIT CINGHIA TIMING CHAIN KIT</b> <small>(Nr. of Teeth x Width)</small>	<b>SKD KDD+POMPA ACQUA KDD+WATER PUMP</b>
<b>ROCSTA</b>						
<b>1.8 i 4x4</b>	57	06.93	F804		<b>KDD-312</b>  Pag.129	104x25
<b>2.2 D 4x4</b>	45	06.93	R2		<b>KDD-321A</b>  Pag.130	164x25

# CADILLAC



	<b>KW</b>			<b>KDK-</b> KIT CATENA TIMING BELT KIT	<b>KDD-</b> KIT CINGHIA TIMING CHAIN KIT <small>(Nr. of Theet x Width)</small>	<b>SKD</b> KDD+POMPA ACQUA KDD+WATER PUMP
<b>BLS</b>						
1.9 D	110	04.06	Z19DTH		<b>KDD-007</b>  Pag.121	199x24
1.9 D	132	12.07	Z 19 DTR		<b>KDD-007</b>  Pag.121	199x24

NEW CODES - NEUE CODES - NOUVEAUX CODES - NUEVOS CODIGOS - NUOVI CODICI








	<b>KW</b>			<b>KDK- KIT CATENA TIMING BELT KIT</b>	<b>KDD- KIT CINGHIA TIMING CHAIN KIT</b> <i>(Nr. of Teeth x Width)</i>	<b>SKD KDD+POMPA ACQUA KDD+WATER PUMP</b>
<b>AVEO</b>						
1.4	74	01.08	F14D4		<b>KDD-W10</b>  Pag.153	146x24
<b>CAPTIVA</b>						
2.0 D	110	09.07	Z 20 S		<b>KDD-W07</b>  Pag.153	151x22
2.4	100	06.06	Z 24 SED		<b>KDD-W09</b>  Pag.153	171x24
<b>CRUZE</b>						
2.0 CDI	90	05.09			<b>KDD-W07</b>  Pag.153	151x22
<b>CRUZE (J3000)</b>						
1.6	83	05.09	F16D4		<b>KDD-W10</b>  Pag.153	146x24
<b>EPICA</b>						
2.0 D	110	01.07	Z 20 S		<b>KDD-W07</b>  Pag.153	151x22
<b>EVANDA</b>						
2.0	96	03.05	X20SED		<b>KDD-W04A</b>  Pag.152	169x24
<b>KALOS</b>						
1.2	53	03.05	B12S1		<b>KDD-540B</b>  Pag.140	109x24.7 <b>SKD-540B</b>  Pag. 159
1.4	61	03.05	F14S3		<b>KDD-387</b>  Pag.132	111x17 <b>SKD-387</b>  Pag. 158
1.4 16V	69	03.05	F14D3		<b>KDD-393</b>  Pag.133	127x25 <b>SKD-393B</b>  Pag. 159
<b>LACETTI</b>						
1.4 16V	70	03.05	F14D3		<b>KDD-393</b>  Pag.133	127x25 <b>SKD-393B</b>  Pag. 159
1.6	80	03.05	F16D3		<b>KDD-393</b>  Pag.133	127x25 <b>SKD-393B</b>  Pag. 159
1.8	89	08.05	F18D3		<b>KDD-W04B</b>  Pag.153	169x24
1.8	90	03.05	T18SED		<b>KDD-W04B</b>  Pag.153	169x24
<b>MATIZ</b>						
0.8	38	03.05	F8CV		<b>KDD-W02</b>  Pag.152	107x25 <b>SKD-W02</b>  Pag. 159
1.0	47	03.05	B10S		<b>KDD-540B</b>  Pag.140	109x24.7 <b>SKD-540B</b>  Pag. 159
1.0	49	03.05	B10S1		<b>KDD-540B</b>  Pag.140	109x24.7 <b>SKD-540B</b>  Pag. 159
<b>NUBIRA</b>						
1.6	80	03.05	F16D3		<b>KDD-393</b>  Pag.133	127x25 <b>SKD-393B</b>  Pag. 159
1.8	89	08.05	F18D3		<b>KDD-393</b>  Pag.133	127x25

NEW CODES - NEUE CODES - NOUVEAUX CODES - NUEVOS CODIGOS - NUOVI CODICI














# CHEVROLET



		<b>KW</b>			<b>KDK-</b> KIT CATENA TIMING BELT KIT	<b>KDD-</b> KIT CINGHIA TIMING CHAIN KIT <i>(Nr. of Teeth x Width)</i>	<b>SKD</b> KDD+POMPA ACQUA KDD+WATER PUMP
<b>NUBIRA</b>							
1.8		90	03.05	T18SED		<b>KDD-393</b>  Pag.133	127x25
<b>ORLANDO</b>							
1.8		104	12.10	F18D4		<b>KDD-W10</b>  Pag.153	146x24
<b>TRAX</b>							
1.6		85	03.13			<b>KDD-W10</b>  Pag.153	146x24
1.7 D		96	03.13			<b>KDD-W11</b>  Pag.153	131x25

NEW CODES - NEUE CODES - NOUVEAUX CODES - NUEVOS CODIGOS - NUOVI CODICI







	<b>KW</b>			<b>KDK- KIT CATENA TIMING BELT KIT</b>	<b>KDD- KIT CINGHIA TIMING CHAIN KIT</b> <i>(Nr. of Teeth x Width)</i>	<b>SKD KDD+POMPA ACQUA KDD+WATER PUMP</b>
<b>GRAND VOYAGER V (RT)</b>						
2.8 CRD	120	10.07			<b>KDD-905</b>  Pag.147	171x24
<b>PT CRUISER</b>						
2.0	104	06.00	ECC		<b>KDD-006</b> →01.05  Pag.121 <b>KDD-006A</b> 01.05→  Pag.121	150x29  150x29
<b>VOYAGER II (ES)</b>						
3.0 i	108	08.84 →09.95	6G72 300		<b>KDD-525</b>  Pag.138	149x24.7
<b>VOYAGER IV (RG)</b>						
2.5 CRD	105	02.00	ENC		<b>KDD-005</b>  Pag.121	220x28
2.8 CRD	110	06.04	ENR		<b>KDD-005</b>  Pag.121	220x28

	KW			KDK- KIT CATENA TIMING BELT KIT	KDD- KIT CINGHIA TIMING CHAIN KIT <i>(Nr. of Teeth x Width)</i>	SKD KDD+POMPA ACQUA KDD+WATER PUMP
<b>ESPERO (KLEJ)</b>						
1.5 16V	65	10.93 → 09.94			<b>KDD-393</b>  Pag.133 127x25	<b>SKD-393</b>  Pag. 158
1.5 16V	66	02.95 → 06.99	A15MF		<b>KDD-393</b>  Pag.133 127x25	<b>SKD-393</b>  Pag. 158
1.8	66	02.95 → 09.99	C18LE		<b>KDD-392</b>  Pag.133 125x20	
1.8	70	02.95 → 06.99	C18LE		<b>KDD-392</b>  Pag.133 125x20	
2.0	74	10.91 → 09.93	C20LZ		<b>KDD-392</b> C20LE  Pag.133 125x20	
2.0	77	02.95 → 06.99	C20LE		<b>KDD-392</b>  Pag.133 125x20	
2.0	81	10.93 → 09.94	C20LE		<b>KDD-392</b>  Pag.133 125x20	
<b>EVANDA (KLAL)</b>						
2.0	96	08.02	X20SED L88		<b>KDD-W04A</b>  Pag.152 169x24	
<b>KALOS (KLAS)</b>						
1.2	53	04.03	B12S1		<b>KDD-540B</b>  Pag.140 109x24.7	<b>SKD-540B</b>  Pag. 159
1.4	61	09.02	F14S3		<b>KDD-387</b>  Pag.132 111x17	<b>SKD-387</b>  Pag. 158
1.4 16V	69	04.03	F14D3		<b>KDD-387</b>  Pag.132 111x17	<b>SKD-387</b>  Pag. 158
<b>LACETTI (KLAN)</b>						
1.4	70	02.04	F14D3		<b>KDD-393</b>  Pag.133 127x25	<b>SKD-393B</b>  Pag. 159
1.6	80	02.04	F16D3		<b>KDD-393</b>  Pag.133 127x25	<b>SKD-393B</b>  Pag. 159
1.8	90	02.04	T18SED		<b>KDD-W04B</b>  Pag.153 169x24	
<b>LANOS (KLAT)</b>						
1.4	55	05.97	A14SMS		<b>KDD-387</b>  Pag.132 111x17	<b>SKD-387</b>  Pag. 158
1.5	63	05.97	A15SMS		<b>KDD-387</b>  Pag.132 111x17	<b>SKD-387</b>  Pag. 158
1.6 16V	78	05.97	A16DMS		<b>KDD-393</b>  Pag.133 127x25	<b>SKD-393A</b>  Pag. 158
<b>LEGANZA (KLAV)</b>						
1.8 CD	70	06.97 → 07.03	C18LE		<b>KDD-393</b>  Pag.133 127x25	
2.0 16V	93	07.00	T20SED		<b>KDD-W04A</b>  Pag.152 169x24	
2.0 16V	98	06.97 → 12.02	X20SED		<b>KDD-W04A</b>  Pag.152 169x24	
2.2 16V	100	04.99 → 12.02	T22SED		<b>KDD-W09</b>  Pag.153 171x24	

NEW CODES - NEUE CODES - NOUVEAUX CODES - NUEVOS CODIGOS - NUOVI CODICI





	KW			KDK- KIT CATENA TIMING BELT KIT	KDD- KIT CINGHIA TIMING CHAIN KIT <i>(Nr. of Teeth x Width)</i>	SKD KDD+POMPA ACQUA KDD+WATER PUMP
<b>MATIZ (KLYA)</b>						
0.8	38	09.98	F8CV		<b>KDD-W02</b>  Pag.152 107x25	<b>SKD-W02</b>  Pag. 159
1.0	47	01.03	B10S		<b>KDD-540B</b>  Pag.140 109x24.7	<b>SKD-540B</b>  Pag. 159
<b>NEXIA (KLETN)</b>						
1.5	44	08.96 → 08.97	G15MF		<b>KDD-387</b>  Pag.132 111x17	<b>SKD-387</b>  Pag. 158
1.5	52	02.95 → 08.97	G15MF		<b>KDD-387</b>  Pag.132 111x17	<b>SKD-387</b>  Pag. 158
1.5	55	02.95 → 08.97	G15MF		<b>KDD-387</b>  Pag.132 111x17	<b>SKD-387</b>  Pag. 158
1.5 16V	66	02.95 → 08.97	A15MF		<b>KDD-393</b>  Pag.133 127x25	<b>SKD-393A</b>  Pag. 158
1.8	0	10.97			<b>KDD-393</b>  Pag.133 127x25	
1.8	74	10.95 → 08.97			<b>KDD-393</b>  Pag.133 127x25	
<b>NUBIRA (KLAJ)</b>						
1.6 16V	76	07.00	A16DMS		<b>KDD-393</b>  Pag.133 127x25	<b>SKD-393B</b>  Pag. 159
1.6 16V	78	05.97	A16DMS		<b>KDD-393</b>  Pag.133 127x25	<b>SKD-393B</b>  Pag. 159
2.0 16V	93	12.00	T20SED		<b>KDD-W04A</b> C20SE  Pag.152 169x24 <b>KDD-W04B</b> X20SED  Pag.153 169x24	
2.0 16V	98	05.97	X20SED Z20L		<b>KDD-W04A</b> C20SE  Pag.152 169x24 <b>KDD-W04B</b> X20SED  Pag.153 169x24	
<b>NUBIRA SW(KLAJ)</b>						
1.6 16V	66	06.97			<b>KDD-393</b>  Pag.133 127x25	<b>SKD-393B</b>  Pag. 159
<b>TACUMA (KLAU)</b>						
1.6	77	09.00	A16DMS		<b>KDD-393</b> 01.01 →  Pag.133 127x25	<b>SKD-393B</b>  Pag. 159
2.0	89	09.01	X20SED		<b>KDD-W04B</b> X20SE  Pag.153 169x24	










	KW			KDK- KIT CATENA TIMING BELT KIT	KDD- KIT CINGHIA TIMING CHAIN KIT <i>(Nr. of Teeth x Width)</i>	SKD KDD+POMPA ACQUA KDD+WATER PUMP
<b>APPLAUSE I (A101, A111)</b>						
1.6 16V (A101)	66	06.89 → 07.97	HD		<b>KDD-616</b>  Pag.143	95x25
1.6 16V (A101)	77	06.89 → 07.97	HD-E		<b>KDD-616</b>  Pag.143	95x25
<b>CHARADE II (G11, G30)</b>						
1.0 (G11)	38	10.83 → 03.87	CB 20 CB 22		<b>KDD-103A</b>  Pag.122	91x19
1.0 D (G30)	27	10.83 → 03.87	CL 10		<b>KDD-605</b>  Pag.142	102x19
1.0 TD (G30)	34	02.85 → 03.87	CL 60		<b>KDD-608</b>  Pag.143	103x19
1.0 Turbo (G11)	50	10.83 → 03.87	CB 60		<b>KDD-103A</b>  Pag.122	91x19
<b>CHARADE III (G100, G101, G102)</b>						
1.0 (G100)	38	03.87 → 12.92	CB 23		<b>KDD-697</b>  Pag.143	91x19
1.0 D (G101)	27	03.87 → 12.92	CL 11		<b>KDD-605</b>  Pag.142	102x19
1.0 GTi (G100)	74	03.87 → 12.92	CB 80		<b>KDD-613</b>  Pag.143	155x19
1.0 Turbo (G100)	50	03.87 → 10.90	CB 61		<b>KDD-103A</b>  Pag.122	91x19
1.3 i (G102)	66	06.88 → 12.92	HCE		<b>KDD-611</b>  Pag.143	93x25
<b>CHARADE IV (G200, G202)</b>						
1.3	44	09.96 → 11.99	HC		<b>KDD-611</b>  Pag.143	93x25
1.3 16V	55	05.96 → 11.99	HCE		<b>KDD-611</b>  Pag.143	93x25
1.3 16V	62	01.93 → 11.99	HC		<b>KDD-611</b>  Pag.143	93x25
1.6 GTi	77	03.93 → 11.99	HD-E		<b>KDD-616</b>  Pag.143	95x25
<b>CHARADE IV (G203)</b>						
1.5	55	10.94	HEE HE		<b>KDD-616</b>  Pag.143	95x25
1.5 16V	66	08.94	HEE		<b>KDD-616</b>  Pag.143	95x25
<b>CHARMANT (A)</b>						
1.6 (A60)	57	09.85 → 07.87	4A		<b>KDD-201C</b>  Pag.124	88x19
1.6 (A60)	60	05.86 → 07.87	4A		<b>KDD-201C</b>  Pag.124	88x19
1.6 (A60)	61	08.83 → 07.87	4A		<b>KDD-201C</b>  Pag.124	88x19
<b>COPEN</b>						
1.3	64	03.06	K3-VE	<b>KDK-600</b>  Pag. 156		






NEW CODES - NEUE CODES - NOUVEAUX CODES - NUEVOS CODIGOS - NUOVI CODICI











	KW			KDK- KIT CATENA TIMING BELT KIT	KDD- KIT CINGHIA TIMING CHAIN KIT <i>(Nr. of Teeth x Width)</i>	SKD KDD+POMPA ACQUA KDD+WATER PUMP
<b>CUORE I (L55, L60)</b>						
0.5 (L55)	20	10.80 → 09.85	AB 30		<b>KDD-600A</b> 90x19  Pag.142	
0.6 (L60)	22	08.82 → 09.85	AD 10		<b>KDD-600A</b> 90x19  Pag.142	
<b>CUORE II (L80, L81)</b>						
0.8 (L80)	32	09.85 → 06.90	ED 10		<b>KDD-607A</b> 103x16 →04.89  Pag.142 <b>KDD-614</b> 103x18.5 04.89→  Pag.143	
<b>CUORE III (L201)</b>						
0.8	30	10.90 → 12.94	ED 10 K		<b>KDD-614</b> 103x18.5  Pag.143	
<b>CUORE IV (L501)</b>						
0.8	32	01.95 → 11.96	ED 20		<b>KDD-614</b> 103x18.5  Pag.143	
<b>CUORE V (L5)</b>						
0.8	31	11.96 → 10.98	ED 20		<b>KDD-601A</b> 111x25  Pag.142	
<b>CUORE VI</b>						
1.0 i (L701)	41	10.98 → 05.03	EJDE		<b>KDD-601</b> 111x25  Pag.142	
<b>CUORE VII</b>						
1.0	43	05.03	EJ-VE		<b>KDD-601</b> 111x25  Pag.142	
<b>FEROZA (F300)</b>						
1.6 16V	63	10.88	HDC		<b>KDD-616</b> 95x25  Pag.143	
1.6 i 16V	70	10.88	HD-E		<b>KDD-616</b> 95x25  Pag.143	
<b>GRAN MOVE (G3)</b>						
1.5 16V (G303)	66	10.96 → 07.98	HEEG		<b>KDD-616</b> 95x25  Pag.143	
1.6 16V (G301)	67	05.98	HDEP		<b>KDD-616</b> 95x25  Pag.143	
<b>HIJET I</b>						
0.8	29	06.86 → 12.89	CD		<b>KDD-697</b> 91x19  Pag.143	
1.0	33	06.86 → 12.89	CB		<b>KDD-697</b> 91x19  Pag.143	
<b>MATERIA</b>						
1.3	67	10.06	K3-VE	<b>KDK-600</b>  Pag. 156		

	KW			KDK- KIT CATENA TIMING BELT KIT	KDD- KIT CINGHIA TIMING CHAIN KIT <i>(Nr. of Teeth x Width)</i>	SKD KDD+POMPA ACQUA KDD+WATER PUMP
<b>MOVE (L6, L9)</b>						
0.8	31	10.96	ED 20		<b>KDD-614</b> 103x18.5  Pag.143 <b>KDD-601A</b> 111x25  Pag.142	
<b>ROCKY (F7, F8)</b>						
2.8 D	54	02.85	DL		<b>KDD-615</b> 108x31.8  Pag.143	
2.8 TD	67	12.87 → 04.93	DL 51		<b>KDD-615</b> 108x31.8  Pag.143	
2.8 TD	72	05.93	DL 52 DLT-C		<b>KDD-615</b> 108x31.8  Pag.143	
<b>SIRION</b>						
1.3	64	01.05	K3-VE	<b>KDK-600</b>  Pag. 156		
1.3	67	03.08	K3-VE	<b>KDK-600</b>  Pag. 156		
<b>SIRION (M1)</b>						
1.0 i	43	09.00 → 01.05	EJ-VE		<b>KDD-601</b> 111x25  Pag.142	
1.0 i (M100)	41	04.98 → 09.00	EJDE		<b>KDD-601</b> 111x25  Pag.142	
1.3 DVVT 16V	75	02.01 → 04.05	K3-VE	<b>KDK-600</b>  Pag. 156		
1.3 Sport	75	08.00 → 01.05	K3-VE2	<b>KDK-600</b>  Pag. 156	<b>KDD-611</b> 93x25  Pag.143	
<b>SPARCAR/BUS WIDE</b>						
0.55	20	01.80 → 12.86			<b>KDD-600A</b> 90x19  Pag.142	
0.55	20	01.80 → 12.86			<b>KDD-600A</b> 90x19  Pag.142	
0.8	29	09.83 → 05.86	CD		<b>KDD-103A</b> 91x19  Pag.122	
1.0	33	09.83 → 05.86	CB		<b>KDD-103A</b> 91x19  Pag.122	
<b>TAFT</b>						
2.8 D 4x4 (F60, F65)	51	08.82 → 02.85	DL		<b>KDD-615</b> 108x31.8  Pag.143	
<b>TERIOS</b>						
1.3 DVVT 4x4	63	11.05		<b>KDK-600</b>  Pag. 156		
<b>TERIOS (J1)</b>						
1.3	63	09.01 → 10.05	K3-VE	<b>KDK-600</b>  Pag. 156		
1.3 4WD	61	10.97 → 10.00	HE-EJ		<b>KDD-611</b> 93x25  Pag.143	
<b>TREVIS</b>						







	<b>KW</b>			<b>KDK- KIT CATENA TIMING BELT KIT</b>	<b>KDD- KIT CINGHIA TIMING CHAIN KIT</b> <i>(Nr. of Teeth x Width)</i>	<b>SKD KDD+POMPA ACQUA KDD+WATER PUMP</b>
<b>TREVIS</b>						
1.0	43	06.06	EJ-VE		<b>KDD-601</b>  Pag.142	111x25
<b>WILDCAT/ROCKY (F70)</b>						
2.8 D	54	02.85 → 03.87	DL		<b>KDD-615</b>  Pag.143	108x31.8
2.8 TD	65	09.85 → 04.87	DL 50		<b>KDD-615</b>  Pag.143	108x31.8
<b>YRV (M2)</b>						
1.0	43	02.01	EJ-VE		<b>KDD-601</b>  Pag.142	111x25
1.3	64	02.01	K3-VE	<b>KDK-600</b>  Pag. 156		
1.3 GTti	95	07.02	K3-VET		<b>KDD-611</b>  Pag.143	93x25

	<b>KW</b>			<b>KDK- KIT CATENA TIMING BELT KIT</b>	<b>KDD- KIT CINGHIA TIMING CHAIN KIT</b> <small>(Nr. of Theet x Width)</small>	<b>SKD KDD+POMPA ACQUA KDD+WATER PUMP</b>
<b>NITRO</b>						
<b>2.8 CRD</b>	130	06.07	ENR ENS		<b>KDD-905</b>  Pag.147	171x24
<b>4.0 V6</b>	191	07.07			<b>KDD-002</b>  Pag.121	201x30

	<b>KW</b>			<b>KDK- KIT CATENA TIMING BELT KIT</b>	<b>KDD- KIT CINGHIA TIMING CHAIN KIT</b> <small>(Nr. of Teeth x Width)</small>	<b>SKD KDD+POMPA ACQUA KDD+WATER PUMP</b>
<b>DR 1</b>						
1.3 Flex	61	03.10			<b>KDD-009</b>  Pag.121	167x25
1.3 LPG	61	03.10			<b>KDD-009</b>  Pag.121	167x25
<b>DR 2</b>						
1.3 Flex	61	09.10			<b>KDD-009</b>  Pag.121	167x25
1.3 LPG	61	09.10			<b>KDD-009</b>  Pag.121	167x25
<b>DR 5</b>						
1.6	80	01.11			<b>KDD-008</b>  Pag.121	173x25
1.6	87	01.11			<b>KDD-008</b>  Pag.121	173x25
1.6 Flex	80	01.11			<b>KDD-008</b>  Pag.121	173x25
1.6 GPL	80	01.11			<b>KDD-008</b>  Pag.121	173x25
1.9 D	88	01.11			<b>KDD-811</b>  Pag.145	190x24









# GASOLONE









	<b>KW</b>			<b>KDK-</b> KIT CATENA TIMING BELT KIT	<b>KDD-</b> KIT CINGHIA TIMING CHAIN KIT <i>(Nr. of Teeth x Width)</i>	<b>SKD</b> KDD+POMPA ACQUA KDD+WATER PUMP
<b>GASOLONE</b>						
35 2.5 D	59				<b>KDD-M02</b> 99x18.5 163x25.1  Pag.151	

NEW CODES - NEUE CODES - NOUVEAUX CODES - NUEVOS CODIGOS - NUOVI CODICI



	<b>KW</b>			<b>KDK- KIT CATENA TIMING BELT KIT</b>	<b>KDD- KIT CINGHIA TIMING CHAIN KIT</b> <i>(Nr. of Teeth x Width)</i>	<b>SKD KDD+POMPA ACQUA KDD+WATER PUMP</b>
<b>GA200 PICK UP</b>						
2.0 4X4	93	01.10			<b>KDD-530A</b>  Pag.139	123x29
<b>GX6 OFF ROAD</b>						
2.0 4X4	93	01.10			<b>KDD-530A</b>  Pag.139	123x29
<b>TROY</b>						
1.9 TD 4X4	81	05.06			<b>KDD-001</b>  Pag.121	173x22
2.0 16V	93	05.06			<b>KDD-530A</b>  Pag.139	123x29
<b>VICTORY</b>						
1.9 TD 4X4	81	05.06			<b>KDD-001</b>  Pag.121	173x22
2.0 16V	93	05.06			<b>KDD-530A</b>  Pag.139	123x29

# GREAT WALL

	<b>KW</b>			<b>KDK-</b> KIT CATENA TIMING BELT KIT	<b>KDD-</b> KIT CINGHIA TIMING CHAIN KIT <small>(Nr. of Teeth x Width)</small>	<b>SKD</b> KDD+POMPA ACQUA KDD+WATER PUMP
<b>HOVER</b>						
<b>CUV 2.4</b>	93	01.07			<b>KDD-591</b> 65x13 124x29  Pag.141 <b>KDD-591B</b> 124x29  Pag.141	
<b>STEED</b>						
<b>2.0 D</b>	105	01.10			<b>KDD-012</b> 171x25	
<b>2.4</b>	93	01.10			<b>KDD-591</b> 65x13 124x29  Pag.141	

	<b>KW</b>			<b>KDK- KIT CATENA TIMING BELT KIT</b>	<b>KDD- KIT CINGHIA TIMING CHAIN KIT</b> <i>(Nr. of Teeth x Width)</i>	<b>SKD KDD+POMPA ACQUA KDD+WATER PUMP</b>
<b>ACCORD III (CA4, CA5)</b>						
1.6 L (CA4)	65	11.85 → 12.89	A16A1		<b>KDD-405</b>  Pag.133	108x24
2.0 EX (CA5)	75	11.85 → 12.89	A20A1		<b>KDD-405</b>  Pag.133	108x24
2.0 EX (CA5)	76	11.85 → 12.89	A20A1		<b>KDD-405</b>  Pag.133	108x24
2.0 EX (CA5)	78	11.85 → 05.89	A20A2		<b>KDD-405</b>  Pag.133	108x24
2.0 EXi (CA5)	85	01.86 → 12.89	A20A3		<b>KDD-405</b>  Pag.133	108x24
2.0 EXi (CA5)	90	11.85 → 12.87	A20A4		<b>KDD-405</b>  Pag.133	108x24
<b>ACCORD IV (CB3, CB7)</b>						
1.8	77	01.90 → 12.91			<b>KDD-415</b>  Pag.134	113x24 70x16
2.0 16V (CB3)	66	01.90 → 03.93	F20A6		<b>KDD-415</b>  Pag.134	113x24 70x16
2.0 16V (CB3)	81	01.90 → 03.93	F20A2 F20A3		<b>KDD-415</b>  Pag.134	113x24 70x16
2.0 i 16V (CB3)	98	01.90 → 03.93	F20A4 F20A8		<b>KDD-415</b>  Pag.134	113x24 70x16
2.2 i 16V (CB7)	110	01.90 → 03.93	F22A3		<b>KDD-415</b>  Pag.134	113x24 70x16
<b>ACCORD IV (CB8, CC)</b>						
2.0 i 16V (CC9)	98	03.93 → 12.93	F20Z3		<b>KDD-415</b>  Pag.134	113x24 70x16
2.2 i 16V (CB8)	108	01.91 → 12.93	F22A8		<b>KDD-415</b>  Pag.134	113x24 70x16
2.2 i 16V (CB8)	110	01.91 → 12.93	F22A7		<b>KDD-415</b>  Pag.134	113x24 70x16
<b>ACCORD IV CC1)</b>						
2.0 i 16V	98	01.92 → 09.93	F20A7		<b>KDD-415</b>  Pag.134	113x24 70x16
<b>ACCORD V (CC7)</b>						
2.0 i	85	03.93 → 01.96	F20Z2		<b>KDD-415</b>  Pag.134	113x24 70x16
2.0 i S	96	03.93 → 01.96	F20Z1		<b>KDD-415</b>  Pag.134	113x24 70x16

	<b>KW</b>			<b>KDK- KIT CATENA TIMING BELT KIT</b>	<b>KDD- KIT CINGHIA TIMING CHAIN KIT</b> <small>(Nr. of Teeth x Width)</small>	<b>SKD KDD+POMPA ACQUA KDD+WATER PUMP</b>
<b>ACCORD V (CC7)</b>						
2.3 i SR	116	03.93 → 01.96	H23A3		<b>KDD-416</b> 127x25 70x16  Pag.134	
<b>ACCORD V (CE)</b>						
2.0 i LS 16V (CE2)	100	09.93 → 02.98	F20B3		<b>KDD-415</b> 113x24 70x16  Pag.134	
2.2 i ES (CE1)	110	09.93 → 02.98	F22B5		<b>KDD-415</b> 113x24 70x16  Pag.134	
<b>ACCORD VI (CE, CF)</b>						
1.9 i (CE7)	85	02.96 → 10.98	F18A3		<b>KDD-415</b> 113x24 70x16  Pag.134	
2.0 i LS (CE8)	96	02.96 → 10.98	F20Z1		<b>KDD-415</b> 113x24 70x16  Pag.134	
2.2 i VTEC (CE9)	110	02.96 → 10.98	F22Z2		<b>KDD-424</b> 70x16 112x24  Pag.135	
<b>ACCORD VII (CG)</b>						
1.6 i	85	10.98 → 12.02	D16B6		<b>KDD-418B</b> 104x25  Pag.135	
1.8 i	100	10.98 → 12.02	F18B2		<b>KDD-424</b> 70x16 112x24  Pag.135	
2.0 i	108	10.98 → 01.01	F20B6		<b>KDD-424</b> 70x16 112x24  Pag.135	
2.0 i 16V	108	02.98 → 06.03	F20B5 F20B7		<b>KDD-424</b> 70x16 112x24  Pag.135	
2.0 Turbo DI	77	02.99 → 12.02	20T2N		<b>KDD-482</b> 78x22 112x28  Pag.135	
2.2 Type-R	156	02.99 → 12.02	H22A7		<b>KDD-424</b> 70x16 112x24  Pag.135	
2.3	113	01.01 → 12.02	F23A1 F23Z5		<b>KDD-424</b> 70x16 112x24  Pag.135	
3.0 V6 24V	147	02.98 → 06.03	J30A1		<b>KDD-407</b> 197x26	
<b>ACCORD VII (CH)</b>						
1.8 i (CH6)	100	12.99 → 12.02	F18B2		<b>KDD-424</b> 70x16 112x24  Pag.135	
2.0 (CH7)	108	12.99 → 12.02	F20B6		<b>KDD-424</b> 70x16 112x24  Pag.135	

NEW CODES - NEUE CODES - NOUVEAUX CODES - NUEVOS CODIGOS - NUOVI CODICI



	<b>KW</b>			<b>KDK- KIT CATENA TIMING BELT KIT</b>	<b>KDD- KIT CINGHIA TIMING CHAIN KIT</b> <i>(Nr. of Teeth x Width)</i>	<b>SKD KDD+POMPA ACQUA KDD+WATER PUMP</b>
<b>ACCORD VII (CH)</b>						
2.0 TDi	77	12.99 → 10.00	20T2N		<b>KDD-482</b> 78x22 112x28  Pag.135	
<b>BALLADE EV</b>						
1.3 AG / AJ	0	09.83			<b>KDD-404</b>  Pag.133	101x24
<b>BALLADE EW2 EW3</b>						
1.5 16V	0	01.83 → 12.89			<b>KDD-404</b>  Pag.133	101x24
<b>CIVIC II</b>						
1.5 GL	63	10.83 → 10.87	EW2		<b>KDD-404</b>  Pag.133	101x24
1.5 GT	74	01.85 → 10.87	EW3		<b>KDD-404</b>  Pag.133	101x24
1.5 GTI	66	03.86 → 10.87	EW4		<b>KDD-404</b>  Pag.133	101x24
<b>CIVIC III (EC, ED, EE)</b>						
1.3 (EC8)	55	10.87 → 12.89	D13B1		<b>KDD-412</b>  Pag.134	106x24
1.3 16 V (EC8) Cat.	55	09.89 → 09.91	D13B2		<b>KDD-412</b>  Pag.134	106x24
1.4 L (EC9)	66	10.87 → 12.89	D14A1		<b>KDD-412</b>  Pag.134	106x24
1.5 i 16V	66	10.88 → 09.91	D15B2		<b>KDD-412</b>  Pag.134	106x24
1.5 i 16V (ED6)	69	10.88 → 09.91	D15B2		<b>KDD-412</b>  Pag.134	106x24
1.6 i 16V	96	09.87 → 09.91	D16A9 D16A7		<b>KDD-411</b>  Pag.134	124x24
1.6 i 16V (ED7)	80	10.87 → 09.91	D16A6		<b>KDD-413A</b>  Pag.134	107x24
1.6 i 16V (ED7)	81	10.87 → 09.91	D16Z2		<b>KDD-413B</b>  Pag.134	107x24
1.6 i 16V Vtec (EE9)	110	10.89 → 09.91	B16A1		<b>KDD-422</b>  Pag.135	124x26
<b>CIVIC IV (EG)</b>						
1.3 16V (EG3)	55	10.91 → 11.95	D13B2		<b>KDD-412</b>  Pag.134	106x24
1.5 i 16V	66	10.91 → 11.95	D15B2 D15Z2		<b>KDD-412</b>  Pag.134	106x24
<b>CIVIC IV (EG, EH)</b>						
1.5 i 16V (EG8)	69	10.91 → 11.95	D15Z1 D15B2		<b>KDD-412</b>  Pag.134	106x24
1.6 16V Vtec (EH9)	92	10.91 → 11.95	D16Z7 D16Z6		<b>KDD-487</b>  Pag.136	103x23.5
1.6 VTi (EG9)	118	10.91 → 11.95	B16A2		<b>KDD-422</b>  Pag.135	124x26
<b>CIVIC IV (EJ)</b>						

NEW CODES - NEUE CODES - NOUVEAUX CODES - NUEVOS CODIGOS - NUOVI CODICI












	<b>KW</b>			<b>KDK- KIT CATENA TIMING BELT KIT</b>	<b>KDD- KIT CINGHIA TIMING CHAIN KIT</b> <i>(Nr. of Teeth x Width)</i>	<b>SKD KDD+POMPA ACQUA KDD+WATER PUMP</b>
<b>CIVIC IV (EJ)</b>						
1.5 i LSi (EJ2)	74	01.94 → 11.95	D15B7		<b>KDD-412</b>  Pag.134	106x24
1.6 i Vtec (EJ1)	92	01.94 → 03.96	D16Z9 D16Y6		<b>KDD-412</b>  Pag.134	106x24
<b>CIVIC IV (MA, MB)</b>						
1.6 i (MB1)	83	09.94 → 01.97	D16Y3		<b>KDD-413A</b>  Pag.134	107x24
1.6 i Vtec (MB1)	93	09.94 → 01.97	D16Y2		<b>KDD-418A</b>  Pag.135	104x25
<b>CIVIC Shuttle I (AN, AR)</b>						
1.5 (AN)	63	10.83 → 10.87	EW2		<b>KDD-404</b>  Pag.133	101x24
<b>CIVIC Shuttle II (EE)</b>						
1.5 i 16V (EE2)	69	01.88 → 11.91	D15B2		<b>KDD-404</b>  Pag.133	101x24
1.6 16V 4WD D16Z2	0	01.90			<b>KDD-413A</b>  Pag.134	107x24
1.6 i 16V 4WD (EE4)	80	01.88 → 12.89	D16A6		<b>KDD-413A</b>  Pag.134	107x24
1.6 i 16V 4WD (EE4)	81	01.88 → 02.95	D16A6		<b>KDD-413A</b>  Pag.134	107x24
<b>CIVIC V (EJ9, EK3/4)</b>						
1.4 i (EJ9)	66	11.95 → 02.01	D14A4 D14Z2		<b>KDD-487</b>  Pag.136	103x23.5
1.5 i (EK3)	84	11.95 → 02.01	D15Z6		<b>KDD-487</b>  Pag.136	103x23.5
1.6 VTi (EK4)	118	11.95 → 02.01	B16A2		<b>KDD-422</b>  Pag.135	124x26
<b>CIVIC V (MB)</b>						
1.4 16V (MB2)	55	01.97 → 02.01	D14A7		<b>KDD-487</b>  Pag.136	103x23.5
1.5 16V (MB3)	84	01.97 → 02.01	D15Z8		<b>KDD-487</b>  Pag.136	103x23.5
1.8 16V (MB6)	124	01.97 → 02.01	B18C4		<b>KDD-481</b>  Pag.135	126x26
<b>CIVIC VI</b>						
1.4 (ES4)	66	02.01 → 09.05	D14Z5		<b>KDD-423B</b>  Pag.135	103x22
1.6	81	02.01 → 09.05	D16V1		<b>KDD-900B</b>  Pag.147	104x22
1.7	85	02.01 → 09.05	D17A6		<b>KDD-900B</b>  Pag.147	104x22
<b>CIVIC VI (EJ,EK)</b>						
1.4 i (EJ9)	55	11.95 → 02.01	D14A3 D14Z1		<b>KDD-487</b>  Pag.136	103x23.5
1.4 i S (EJ9)	66	11.95 → 02.01	D14A4 D14Z2		<b>KDD-487</b>  Pag.136	103x23.5

	<b>KW</b>			<b>KDK- KIT CATENA TIMING BELT KIT</b>	<b>KDD- KIT CINGHIA TIMING CHAIN KIT</b> <i>(Nr. of Teeth x Width)</i>	<b>SKD KDD+POMPA ACQUA KDD+WATER PUMP</b>
<b>CIVIC VI (EJ,EK)</b>						
1.5 i (EK3)	84	11.95 → 02.01	D15Z6		<b>KDD-487</b>  Pag.136	103x23.5
1.6 VTi (EK4)	118	11.95 → 02.01	B16A2		<b>KDD-422</b>  Pag.135	124x26
<b>CIVIC VI (EM)</b>						
1.7 i	88	05.01 → 12.05	D17A8		<b>KDD-900B</b>  Pag.147	104x22
1.7 i VTEC	92	05.01 → 12.05	D17A5 D17A9		<b>KDD-900B</b>  Pag.147	104x22
<b>CIVIC VI (EU_, EP_)</b>						
1.4 i	55	02.01 → 09.05	D14Z6		<b>KDD-423B</b>  Pag.135	103x22
1.7 CTDi	74	01.02 → 09.05	4EE-2		<b>KDD-425</b>  Pag.135	129x25
<b>CIVIC VI (MB,MC)</b>						
1.5 16V (MB9)	84	04.98 → 02.01	D15Z8		<b>KDD-487</b>  Pag.136	103x23.5
1.6 16V (MC1)	85	04.98 → 02.01	D16B2		<b>KDD-413A</b>  Pag.134	107x24
1.8 16V (MC2)	124	04.98 → 02.01	B18C4		<b>KDD-481</b>  Pag.135	126x26
<b>CONCERTO (HW)</b>						
1.4	61	10.89 → 10.92	D14A1		<b>KDD-413A</b>  Pag.134	107x24
1.4	66	08.89 → 10.91	D14A1 D14A8		<b>KDD-413A</b>  Pag.134	107x24
1.5 i 16V	66	08.89 → 03.95	D15B2		<b>KDD-412</b>  Pag.134	106x24
1.6 i 16V	82	08.89 → 03.95	D16Z2		<b>KDD-413A</b>  Pag.134	107x24
1.6 i 16V	90	08.89 → 03.95	D16A8		<b>KDD-411</b>  Pag.134	124x24
<b>CR-V I (RD)</b>						
2.0 16V (RD1, RD3)	108	01.99 → 02.02	B20Z1		<b>KDD-485</b>  Pag.136	125x26
2.0 16V (RD1, RD3)	94	10.95 → 01.99	B20B		<b>KDD-485</b>  Pag.136	125x26
<b>CRX II (ED, EE)</b>						
1.6 i 16V	79	10.87 → 05.88	D16A6 D16A		<b>KDD-413B</b>  Pag.134	107x24
1.6 i 16V (ED9)	96	10.87 → 12.89	D16A8 D16A9		<b>KDD-411</b>  Pag.134	124x24
1.6 i 16V Vtec (EE8)	110	10.89 → 02.92	B16A1		<b>KDD-422</b>  Pag.135	124x26
<b>CRX III (EH, EG)</b>						
1.6 ESi (EH6)	92	03.92 → 12.98	D16Y8 D16Z6		<b>KDD-418A</b>  Pag.135	104x25

	<b>KW</b>			<b>KDK- KIT CATENA TIMING BELT KIT</b>	<b>KDD- KIT CINGHIA TIMING CHAIN KIT</b> <small>(Nr. of Teeth x Width)</small>	<b>SKD KDD+POMPA ACQUA KDD+WATER PUMP</b>
<b>CRX III (EH, EG)</b>						
1.6 i VTi (EG2)	118	03.92 → 12.98	B16A2		<b>KDD-422</b>  Pag.135	124x26
<b>FR-V</b>						
1.7	92	02.05	D17A2		<b>KDD-900B</b>  Pag.147	104x22
<b>HR-V (GH)</b>						
1.6 16V	77	03.99	D16W1		<b>KDD-418A</b>  Pag.135	104x25
1.6 16V 4WD	91	10.99	D16W5		<b>KDD-418A</b>  Pag.135	104x25
<b>INTEGRA (DA_)</b>						
1.5	63	10.85 → 08.89	D15A1		<b>KDD-481</b>  Pag.135	126x26
<b>INTEGRA (DC2)</b>						
1.8 Type-R	140	11.97 → 10.01	B18C6		<b>KDD-481</b>  Pag.135	126x26
<b>JAZZ (AA)</b>						
45 1.2	33	02.84 → 10.86	ER2		<b>KDD-406</b>  Pag.133	97x19
55 1.2	40	09.84 → 10.86	ER4		<b>KDD-406</b>  Pag.133	97x19
56 1.2	41	10.83 → 10.86	ER1		<b>KDD-406</b>  Pag.133	97x19
<b>LEGEND I (HS, KA)</b>						
2.5 i (HS)	110	01.86 → 12.87	C25A1		<b>KDD-410</b>  Pag.134	192x28
2.7 i 24V (KA4)	124	01.88 → 12.90	C27A1		<b>KDD-410</b>  Pag.134	192x28
<b>LEGEND II (KA7)</b>						
3.2 i 24V	151	01.91 → 02.96	C32A2		<b>KDD-417</b>  Pag.135	196x28
<b>LOGO (GA3)</b>						
1.3	48	03.99 → 03.02	D13B7		<b>KDD-423</b>  Pag.135	103x22
<b>PRELUDE III (BA)</b>						
2.0 (BA4)	84	08.87 → 01.92	B20A4		<b>KDD-414</b>  Pag.134	107x24
2.0 EX (BA4)	80	04.87 → 01.92	B20A3		<b>KDD-414</b>  Pag.134	107x24
2.0 i EX 16V	101	04.86 → 12.87	B20A1		<b>KDD-409</b>  Pag.134	133x24
2.0 i EX 16V	110	10.87 → 12.90	B20A7		<b>KDD-411A</b>  Pag.134	124x24
2.0 i EX 16V (BA4)	103	04.90 → 01.92	B20A9		<b>KDD-411A</b>  Pag.134	124x24
2.0 i EX 16V (BA4) Cat.	101	04.87 → 01.92	B20A5		<b>KDD-411A</b>  Pag.134	124x24

NEW CODES - NEUE CODES - NOUVEAUX CODES - NUEVOS CODIGOS - NUOVI CODICI



	<b>KW</b>			<b>KDK- KIT CATENA TIMING BELT KIT</b>	<b>KDD- KIT CINGHIA TIMING CHAIN KIT</b> <i>(Nr. of Teeth x Width)</i>	<b>SKD KDD+POMPA ACQUA KDD+WATER PUMP</b>
<b>PRELUDE IV (BB)</b>						
2.0 i 16V (BB3)	98	02.92 → 09.96	F20A4		<b>KDD-415</b> 113x24 70x16  Pag.134	
2.2 i 16V Vtec (BB1)	136	02.93 → 09.96	H22A2		<b>KDD-498</b> 70x16 155x24  Pag.136	
2.3 i 16V (BB2)	118	02.92 → 09.96	H23A2		<b>KDD-416</b> 127x25 70x16  Pag.134	
<b>PRELUDE V (BB)</b>						
2.2 16V	147	10.96 → 10.00	H22A5		<b>KDD-498</b> 70x16 155x24  Pag.136	
2.2 16V (BB6, BB8)	136	10.96 → 10.00	H22A5		<b>KDD-498</b> 70x16 155x24  Pag.136	
<b>SHUTTLE (RA)</b>						
2.2 16V	110	10.94 → 02.98	F22B8		<b>KDD-415</b> 113x24 70x16  Pag.134	
2.3 16V	110	10.97 → 06.02	F23A7		<b>KDD-415</b> 113x24 70x16  Pag.134	
<b>STREAM (RN)</b>						
1.7 16V	92	05.01	D17A2		<b>KDD-900B</b> 104x22  Pag.147	

	<b>KW</b>			<b>KDK- KIT CATENA TIMING BELT KIT</b>	<b>KDD- KIT CINGHIA TIMING CHAIN KIT</b> <small>(Nr. of Theet x Width)</small>	<b>SKD KDD+POMPA ACQUA KDD+WATER PUMP</b>
<b>ACCENT (LC)</b>						
1.3	55	01.00	G4E-A		<b>KDD-H14</b>  Pag.150	110x22
1.3	61	01.00	G4E-A		<b>KDD-H14</b>  Pag.150	110x22
1.3	63	01.00	G4E-A		<b>KDD-H14</b>  Pag.150	110x22
1.5	66	01.00	G4EB		<b>KDD-H14</b>  Pag.150	110x22
1.5	75	09.00	G4EC-G		<b>KDD-H07</b> G4ECG/G4FK  Pag.149	105x22
1.5 CRDi	60	04.02	D3-EA		<b>KDD-H08</b>  Pag.149	123x28 <b>SKD-H08</b>  Pag. 159
1.6	77	12.02	G4ED-G		<b>KDD-H07B</b>  Pag.149	105x22
<b>ACCENT (MC)</b>						
1.4 GL	71	11.05	G4EE		<b>KDD-H07B</b>  Pag.149	105x22
<b>ACCENT/EXCEL (X-3)</b>						
1.3	44	10.94 → 01.00	G4EH		<b>KDD-533B</b>  Pag.139	92x22
1.3	55	10.94 → 01.00	G4EH		<b>KDD-533B</b>  Pag.139	92x22
1.3 i 12V	62	10.94 → 01.00	G4EH		<b>KDD-533B</b>  Pag.139	92x22
1.5 i 12V	65	10.94 → 01.00	G4EK		<b>KDD-533B</b>  Pag.139	92x22
1.5 i 16V	73	12.95 → 01.00	G4ER		<b>KDD-H07</b> G4FK DOCH  Pag.149	105x22
<b>ATOS (MX)</b>						
1.0 i	40	02.98 → 03.02	G4HC		<b>KDD-571</b>  Pag.140	101x20
1.0 i	43	03.01	G4HC-E		<b>KDD-571</b>  Pag.140	101x20
<b>ATOS PRIME (MX)</b>						
1.0 i	40	08.99	G4HC		<b>KDD-571</b>  Pag.140	101x20
1.0 i	43	03.01	G4HC-E		<b>KDD-571</b>  Pag.140	101x20
1.1	43	06.03	G4HD		<b>KDD-571</b>  Pag.140	101x20
1.1	46	09.05	G4HG		<b>KDD-571</b>  Pag.140	101x20
<b>COUPE</b>						
1.6	77	02.06			<b>KDD-H07B</b>  Pag.149	105x22

	KW			KDK- KIT CATENA TIMING BELT KIT	KDD- KIT CINGHIA TIMING CHAIN KIT <i>(Nr. of Teeth x Width)</i>	SKD KDD+POMPA ACQUA KDD+WATER PUMP
<b>COUPE</b>						
2.0	105	02.06			<b>KDD-H10A</b> 113x24  <i>Pag.149</i>	
2.7 V6	121	02.06			<b>KDD-H03A</b> 207x32  <i>Pag.149</i>	
<b>COUPE (GK)</b>						
1.6 16V	77	03.02	G4ED-G		<b>KDD-H07B</b> 105x22  <i>Pag.149</i>	
1.6 16V	79	03.02	G4ED-G		<b>KDD-H07B</b> 105x22  <i>Pag.149</i>	
2.0	102	03.02	G4GC-G		<b>KDD-H10</b> 113x24  <i>Pag.149</i>	
2.0 GLS	105	02.03	G4GC-G		<b>KDD-H10</b> 113x24  <i>Pag.149</i> <b>KDD-H10B</b> 113x24 10.06→  <i>Pag.150</i>	
2.7 V6	123	03.02	G6BA-G		<b>KDD-H03</b> 207x32  <i>Pag.149</i>	
<b>COUPE (RD)</b>						
1.6 16V	85	03.98 → 04.02	G4GR		<b>KDD-581</b> 111x25  <i>Pag.141</i>	
1.6 i 16V	84	12.96 → 04.02	4G61		<b>KDD-581</b> 111x25  <i>Pag.141</i>	
2.0 16V	102	08.96 → 04.02	G4GF		<b>KDD-H10</b> 113x24  <i>Pag.149</i>	
<b>ELANTRA (XD)</b>						
1.6	79	06.00	G4ED-G		<b>KDD-H07B</b> 105x22  <i>Pag.149</i>	
2.0	102	06.00	G4GC-G		<b>KDD-H10</b> 113x24  <i>Pag.149</i>	
2.0	104	06.00	G4GC		<b>KDD-H10</b> 113x24  <i>Pag.149</i>	
2.0 CRDi	83	04.01	D4EA		<b>KDD-H08</b> 123x28  <i>Pag.149</i>	<b>SKD-H08</b>  <i>Pag. 159</i>
<b>GALLOPER I</b>						
2.5 TD	62	08.91 → 07.98	4D56T		<b>KDD-M02</b> 99x18.5 163x25.1  <i>Pag.151</i>	
2.5 TD intercooler	70	08.91 → 07.98	4D56T		<b>KDD-M02</b> 99x18.5 163x25.1  <i>Pag.151</i>	
<b>GALLOPER II (JK-01)</b>						
2.5 TCI D	77	08.98	D4BH		<b>KDD-M02</b> 99x18.5 163x25.1  <i>Pag.151</i>	
2.5 TD	65	08.98	D4BA		<b>KDD-M02</b> 99x18.5 163x25.1  <i>Pag.151</i>	

	<b>KW</b>			<b>KDK- KIT CATENA TIMING BELT KIT</b>	<b>KDD- KIT CINGHIA TIMING CHAIN KIT</b> <small>(Nr. of Teeth x Width)</small>	<b>SKD KDD+POMPA ACQUA KDD+WATER PUMP</b>
<b>GALLOPER II (JK-01)</b>						
2.5 TD intercooler	73	08.98	D4BH		<b>KDD-M02</b> 99x18.5 163x25.1  Pag.151	
3.0 V6	104	08.98	G6AT		<b>KDD-525</b> 149x24.7  Pag.138	
<b>GETZ (TB)</b>						
1.1	46	09.02	G4HD		<b>KDD-571</b> 101x20  Pag.140	
1.1	49	09.05	G4HD		<b>KDD-571</b> 101x20  Pag.140	
1.3	60	09.02	G4E-A		<b>KDD-H14</b> 110x22  Pag.150	
1.3	63	09.03	G4E-A		<b>KDD-H14</b> 110x22  Pag.150	
1.5 CRDi	60	03.03	D3-EA		<b>KDD-H08</b> 123x28  Pag.149	<b>SKD-H08</b>  Pag. 159
1.6	77	09.02	G4ED-G		<b>KDD-H07B</b> 105x22  Pag.149	
<b>H-1/H-200</b>						
2.5 TD	59	03.00 → 09.00	D4BF		<b>KDD-M02</b> 99x18.5 163x25.1  Pag.151	
2.5 TD	73	03.00	D4BH		<b>KDD-M02</b> 99x18.5 163x25.1  Pag.151	
2.5 TD	74	10.01	D4BH		<b>KDD-M02</b> 99x18.5 163x25.1  Pag.151	
<b>H100 (P)</b>						
2.4	84	01.97 → 03.00	G4CS		<b>KDD-592</b> 55x12.8 123x24  Pag.142	
2.4	90	07.93 → 03.00	G4CS		<b>KDD-592</b> 55x12.8 123x24  Pag.142	
2.5 D	55	07.93 → 12.94	D4BA D4BX		<b>KDD-M01</b> 163x25 83x19  Pag.151	
2.5 D	57	12.94 → 03.00	D4BA		<b>KDD-M01</b> 163x25 83x19  Pag.151	
2.5 TD	59	07.93 → 03.00	D4BF		<b>KDD-M01</b> 163x25 83x19  Pag.151	
<b>i10</b>						
1.1	48	12.07	G4HG		<b>KDD-571</b> 101x20  Pag.140	
1.1	49	01.08	G4HG		<b>KDD-571</b> 101x20  Pag.140	
<b>i30</b>						

	KW			KDK- KIT CATENA TIMING BELT KIT	KDD- KIT CINGHIA TIMING CHAIN KIT <i>(Nr. of Theet x Width)</i>	SKD KDD+POMPA ACQUA KDD+WATER PUMP
<b>i30</b>						
2.0	105	10.07	G4GC-G G4GC		<b>KDD-H10B</b>  Pag.150	113x24
2.0 CRDi	103	10.07	D4EA		<b>KDD-H08</b>  Pag.149	123x28
<b>LANTRA I (J-1)</b>						
1.5 i.e.	63	10.90 → 11.95	G15B G4DJ		<b>KDD-H01</b>  Pag.148	92x18.8
1.6 i.e. 16V	78	10.90 → 11.95	G4CR		<b>KDD-590</b> 06.91 →  Pag.141	65x13 151x29
1.6 i.e. 16V	84	10.90 → 11.95	G4CR		<b>KDD-590</b> 06.91 →  Pag.141	65x13 151x29
1.8 i.e. 16V	93	10.90 → 11.95	G4CN		<b>KDD-526</b> 06.92 →  Pag.138	153x29 65x13
<b>LANTRA II (J-2)</b>						
1.5 12V	65	12.96 → 09.00	G4EK		<b>KDD-533B</b>  Pag.139	92x22
1.6 i	66	11.95 → 09.00	G4GR		<b>KDD-581</b>  Pag.141	111x25
1.8 16V	94	11.95 → 09.00	G4GM		<b>KDD-581</b>  Pag.141	111x25
1.9 D	50	03.98 → 09.00	DJY		<b>KDD-880A</b>  Pag.146	136x25
2.0 16V	102	08.96 → 09.00	G4GF		<b>KDD-H10</b>  Pag.149	113x24
<b>MATRIX (FC)</b>						
1.5 CRDi	60	10.01	D3-EA		<b>KDD-H08</b>  Pag.149	123x28
						<b>SKD-H08</b>  Pag. 159
1.5 CRDi	75	12.04	D4FA		<b>KDD-H08</b>  Pag.149	123x28
1.6	76	06.01	G4ED-G		<b>KDD-H07B</b>  Pag.149	105x22
1.8	90	06.01	G4GB-G		<b>KDD-581</b>  Pag.141	111x25
<b>PONY</b>						
1.3	50	10.85 → 09.89	G13B		<b>KDD-H01</b>  Pag.148	92x18.8
1.5	53	10.85 → 09.89	G15B G4DJ		<b>KDD-H01</b>  Pag.148	92x18.8
<b>PONY (X-2)</b>						
1.3	43	10.89 → 01.95	G4DG		<b>KDD-519</b> 07.91 →  Pag.137	92x18.8

	KW			KDK- KIT CATENA TIMING BELT KIT	KDD- KIT CINGHIA TIMING CHAIN KIT <small>(Nr. of Teeth x Width)</small>	SKD KDD+POMPA ACQUA KDD+WATER PUMP
<b>PONY (X-2)</b>						
1.5 i	61	10.89 → 01.95	G15B G4DJ		<b>KDD-519</b> 92x18.8 08.92 →  Pag.137	
1.5 i	62	10.89 → 01.95	G15B G4DJ		<b>KDD-519</b> 92x18.8 08.92 →  Pag.137	
<b>S COUPE (SLC)</b>						
1.5 i	62	02.90 → 05.96	G15B G4DJ		<b>KDD-H01</b> 92x18.8  Pag.148	
1.5 i	65	04.92 → 05.96	G4EK		<b>KDD-533C</b> 92x22  Pag.139	
1.5 i Turbo	85	04.91 → 05.96	G4EK-TC		<b>KDD-533C</b> 92x22  Pag.139	
<b>SANTA FÉ</b>						
2.2 CRDi	102	03.06			<b>KDD-H08</b> 123x28  Pag.149	<b>SKD-H08</b>  Pag. 159
2.2 CRDi	114	03.06	D4EB		<b>KDD-H08</b> 123x28  Pag.149	<b>SKD-H08</b>  Pag. 159
2.2 CRDi GLS	110	03.06	D4EB		<b>KDD-H08</b> 123x28  Pag.149	<b>SKD-H08</b>  Pag. 159
2.7	125	03.06			<b>KDD-H11</b> 219x32  Pag.150	
2.7 V6 GLS	139	03.06	G6EA		<b>KDD-H11</b> 219x32  Pag.150	
<b>SANTA FE' (SM)</b>						
2.0	99	08.01	G4BP		<b>KDD-H02</b> 65x13 173x29  Pag.148	
2.0 CRDi	83	08.01	D4EA		<b>KDD-H08</b> 123x28  Pag.149	<b>SKD-H08</b>  Pag. 159
2.0 CRDi 4x4	92	08.03	D4EA		<b>KDD-H08</b> 123x28  Pag.149	<b>SKD-H08</b>  Pag. 159
2.2 CRDi	110	10.05	D4EB		<b>KDD-H08</b> 123x28  Pag.149	<b>SKD-H08</b>  Pag. 159
2.4 16V	100	02.01	G4JS-G		<b>KDD-H09</b> 65x13 175x29  Pag.149	
2.4 16V	107	02.01	G4JS-G		<b>KDD-H09</b> 65x13 175x29  Pag.149	
2.7	139	10.05	G6EA		<b>KDD-H11</b> 219x32  Pag.150	
2.7 V6 4x4	127	02.01	G6BA-G		<b>KDD-H03B</b> 207x32  Pag.149	
<b>SANTAMO</b>						
2.0	77	10.98 → 10.02			<b>KDD-526D</b> 153x29 65x13  Pag.138	















	<b>KW</b>			<b>KDK- KIT CATENA TIMING BELT KIT</b>	<b>KDD- KIT CINGHIA TIMING CHAIN KIT</b> <small>(Nr. of Teeth x Width)</small>	<b>SKD KDD+POMPA ACQUA KDD+WATER PUMP</b>
<b>SANTAMO</b>						
2.0 16V	102	05.99			<b>KDD-526</b> 153x29 65x13  Pag.138	
<b>SONATA I (Y-2)</b>						
1.8 i	70	09.88 → 10.93	4G62		<b>KDD-513B</b> 122x19 55x12.8  Pag.137	
2.0 i	74	09.88 → 08.91	G4CP		<b>KDD-513B</b> 122x19 55x12.8  Pag.137	
2.4 i	83	09.88 → 08.91	G4CS		<b>KDD-521</b> 55x12.8 123x19 01.90→  Pag.137	
3.0 i V6	107	01.91 → 10.93	G6AT		<b>KDD-525</b> 149x24.7  Pag.138	
<b>SONATA II (Y-3)</b>						
1.8 i	72	05.93 → 06.98	G4CM		<b>KDD-513B</b> 122x19 55x12.8  Pag.137	
2.0 i	77	06.94 → 08.96	G4CP		<b>KDD-526</b> 153x29 65x13  Pag.138	
2.0 i 16V	102	05.93 → 06.98	G4CP-D		<b>KDD-526</b> 153x29 65x13  Pag.138	
3.0 i V6	107	05.93 → 06.98	G6AT		<b>KDD-525</b> 149x24.7  Pag.138	
<b>SONATA III (EF)</b>						
2.0 16V	100	06.98 → 10.01	G4JP-G		<b>KDD-H02</b> 65x13 173x29  Pag.148	
2.5 V6 24V	118	06.98 → 10.01	G6BV-G		<b>KDD-H03</b> 207x32  Pag.149	
<b>SONATA IV/ SONICA</b>						
2.0	96	10.01 → 11.04	G4JP-EG		<b>KDD-H02</b> 65x13 173x29  Pag.148	
2.7 V6	127	10.01 → 11.04	G6BA-G		<b>KDD-H03</b> 207x32  Pag.149	
2.7 V6	129	11.02 → 11.04	G6BA		<b>KDD-H03</b> 207x32  Pag.149	
<b>SONATA V</b>						
2.0 CRDi	100	02.06	D4EA		<b>KDD-H08</b> 123x28  Pag.149	<b>SKD-H08</b>  Pag. 159
2.0 CRDi	103	02.06	D4EA		<b>KDD-H08</b> 123x28  Pag.149	<b>SKD-H08</b>  Pag. 159
2.0 CRDi	110	03.09	D4EA		<b>KDD-H08</b> 123x28  Pag.149	<b>SKD-H08</b>  Pag. 159









NEW CODES - NEUE CODES - NOUVEAUX CODES - NUEVOS CODIGOS - NUOVI CODICI

	<b>KW</b>			<b>KDK- KIT CATENA TIMING BELT KIT</b>	<b>KDD- KIT CINGHIA TIMING CHAIN KIT</b> <small>(Nr. of Teeth x Width)</small>	<b>SKD KDD+POMPA ACQUA KDD+WATER PUMP</b>
<b>SONATA V</b>						
2.2 CRDi GLS	110	02.06	D4EB		<b>KDD-H08</b>  Pag.149	123x28  Pag. 159
<b>STAREX (H1)</b>						
2.5 TD	59	06.97	D4BF		<b>KDD-M02</b>  Pag.151	99x18.5 163x25.1
<b>STELLAR</b>						
2.0 (4G63B)	61	01.86 → 12.89			<b>KDD-513B</b>  Pag.137	122x19 55x12.8
<b>TERRACAN (HP)</b>						
2.5 TD	74	12.01	D4BH		<b>KDD-M02</b>  Pag.151	99x18.5 163x25.1
2.9 CRDi	110	12.01	J3		<b>KDD-K11</b>  Pag.150	152x30
2.9 CRDi	120	11.03	J3		<b>KDD-K11</b>  Pag.150	152x30
3.5 i V6 4WD	143	12.01	G6CU		<b>KDD-K13</b>  Pag.151	259x32
3.5 i V6 4WD	147	12.01	G6CU		<b>KDD-K13</b>  Pag.151	259x32
<b>TRAJET (FO)</b>						
2.0	100	03.00	G4JP-G		<b>KDD-H02</b>  Pag.148	65x13 173x29
2.0	103	01.04	G4GC-G		<b>KDD-H10B</b>  Pag.150	113x24
2.0	104	11.03	G4GC		<b>KDD-H10B</b>  Pag.150	113x24
2.0 CRDi	83	04.01	D4EA		<b>KDD-H08</b>  Pag.149	123x28  Pag. 159
2.7 V6	127	09.00	G6BA-G		<b>KDD-H03</b>  Pag.149	207x32
<b>TUCSON (JM)</b>						
2.0	104	08.04	G4GC		<b>KDD-H10B</b> 05.06→  Pag.150	113x24
2.0 CRDi	100	01.06	D4EA		<b>KDD-H08</b>  Pag.149	123x28  Pag. 159
2.0 CRDi	103	01.06	D4EA-V		<b>KDD-H08</b>  Pag.149	123x28  Pag. 159
2.0 CRDi	83	08.04	D4EA		<b>KDD-H08</b>  Pag.149	123x28  Pag. 159

	<b>KW</b>			<b>KDK- KIT CATENA TIMING BELT KIT</b>	<b>KDD- KIT CINGHIA TIMING CHAIN KIT</b> <small>(Nr. of Teeth x Width)</small>	<b>SKD KDD+POMPA ACQUA KDD+WATER PUMP</b>
<b>CAMPO (KB)</b>						
1.6 ( KB26/41 )	59	01.83			<b>KDD-902</b>  Pag.147	115x18.5
2.0 (KB23)	52	01.83 → 03.88	4ZC1		<b>KDD-902</b>  Pag.147	115x18.5
2.0 (KB28)	58	06.85 → 12.88	G200Z		<b>KDD-902</b>  Pag.147	115x18.5
2.2 D (KBD27)	39	04.86 → 12.90	C223		<b>KDD-901A</b> 08.88 →  Pag.147	87x34.7
2.2 D (KBD27)	45	01.83 → 12.91	C223		<b>KDD-901A</b>  Pag.147	87x34.7
2.3 ( TFR16 )	68	08.88			<b>KDD-902</b>  Pag.147	115x18.5
2.5 D 4WD (KBD47)	55	01.83 → 12.90	4JA1		<b>KDD-906B</b>  Pag.148	119x32
3.1 TD ( TFR/S 54 ) Pick-Up	0	01.98			<b>KDD-906B</b>  Pag.148	119x32
<b>GEMINI</b>						
1.7 TD	65	01.90 → 12.93			<b>KDD-907A</b>  Pag.148	136x25
<b>GEMINI (JT)</b>						
1.5	52	02.88 → 12.90	4XC1U Kat.		<b>KDD-992</b>  Pag.148	112x19
1.5 D	37	02.88 → 12.90	4EC1		<b>KDD-907A</b>  Pag.148	136x25
1.5 TD	49	02.88 → 12.90	4EC1T		<b>KDD-907A</b>  Pag.148	136x25
<b>KB D ( 4JA1 ) TFR54/TFS54</b>						
2.5 Pick-Up	56	08.88			<b>KDD-906B</b>  Pag.148	119x32
<b>MIDI (94000, 98000)</b>						
1.8	56	01.83 → 12.90			<b>KDD-903</b>  Pag.147	111x19
2.0 (98000)	61	01.89	4ZC1		<b>KDD-903</b>  Pag.147	111x19
2.0 D 4WD 4FC1	0	06.88			<b>KDD-904A</b>  Pag.147	137x30
2.0 TD (98000)	51	01.89	4FC1T		<b>KDD-904A</b>  Pag.147	137x30
2.2 D (98000)	45	01.89	4FD1		<b>KDD-904A</b>  Pag.147	137x30
<b>MIDI (98000N)</b>						
2.0	61	06.88	4ZC1		<b>KDD-903</b>  Pag.147	111x19
2.2 D	45	01.89	4FD1		<b>KDD-904A</b>  Pag.147	137x30
2.4 TD	56	02.94	4FG1T		<b>KDD-904A</b>  Pag.147	137x30

NEW CODES - NEUE CODES - NOUVEAUX CODES - NUEVOS CODIGOS - NUOVI CODICI

	<b>KW</b>			<b>KDK- KIT CATENA TIMING BELT KIT</b>	<b>KDD- KIT CINGHIA TIMING CHAIN KIT</b> <small>(Nr. of Teeth x Width)</small>	<b>SKD KDD+POMPA ACQUA KDD+WATER PUMP</b>
<b>TROOPER</b>						
3.0 DTI	118	04.00	4 JX1		<b>KDD-900</b>  Pag.147	104x22
3.5 V6 24V	158	04.00	6 VE1		<b>KDD-910</b>  Pag.148	191x32
<b>TROOPER (UB)</b>						
3.1 TD	84	08.91 → 07.98	4 JG2 T		<b>KDD-906B</b>  Pag.148	119x32
<b>TROOPER (UBS)</b>						
2.2 D (UBS52)	45	01.83 → 12.83	C223T		<b>KDD-901B</b>  Pag.147	87x34.7
2.2 D 4x4	39	05.84 → 12.89	C223		<b>KDD-901B</b>  Pag.147	87x34.7
2.2 TD (UBS52)	53	03.84 → 12.91	C223T		<b>KDD-901B</b>  Pag.147	87x34.7
2.6 i (UBS17)	85	10.87 → 12.91	4ZE1		<b>KDD-905A</b>  Pag.148	137x24.5
2.8 TD (UBS55)	71	10.87 → 12.91	4JB1T		<b>KDD-906B</b>  Pag.148	119x32
2.8 TD (UBS55)	78	10.88 → 12.91	4JB1TC		<b>KDD-906B</b>  Pag.148	119x32

	<b>KW</b>			<b>KDK- KIT CATENA TIMING BELT KIT</b>	<b>KDD- KIT CINGHIA TIMING CHAIN KIT</b> <small>(Nr. of Teeth x Width)</small>	<b>SKD KDD+POMPA ACQUA KDD+WATER PUMP</b>
<b>CHEROKEE (KJ)</b>						
2.5 CRD	105	09.01	R 425 DOHC		<b>KDD-005</b>  Pag.121	220x28
2.8 CRD	110	11.02			<b>KDD-005</b>  Pag.121	220x28
<b>CHEROKEE (KK)</b>						
2.8 CRD	130	05.08			<b>KDD-905</b>  Pag.147	171x24
<b>COMPASS</b>						
2.0 CRD 4x4	103	09.06	ECE		<b>KDD-502</b>  Pag.136	141x30
<b>WRANGLER III (JK)</b>						
2.8 CRD	130	04.07	ENS		<b>KDD-905</b>  Pag.147	171x24

	<b>KW</b>			<b>KDK- KIT CATENA TIMING BELT KIT</b>	<b>KDD- KIT CINGHIA TIMING CHAIN KIT</b> <small>(Nr. of Teeth x Width)</small>	<b>SKD KDD+POMPA ACQUA KDD+WATER PUMP</b>
<b>AVELLA DELTA ( B5DI )</b>						
1.5 GSDI	0	01.95			<b>KDD-303</b>  Pag.129	107x19
<b>AVELLA DELTA ( B3 )</b>						
1.3 GXI/GLXI	0	03.94			<b>KDD-320A</b>  Pag.130	107x22
1.5 G/LS/LXI	0	01.95			<b>KDD-320A</b>  Pag.130	107x22
<b>BESTA</b>						
2.0	0	01.90			<b>KDD-308</b>  Pag.129	108x25
2.2 D	48	02.96	R2		<b>KDD-320A</b> TA24  Pag.130	107x22
<b>CAPITAL</b>						
1.5	0	01.89			<b>KDD-320A</b>  Pag.130 <b>KDD-K21</b> 145x22 01.90→  Pag.151	107x22
<b>CARENS I (FC)</b>						
1.8	81	11.00 → 07.02	T8		<b>KDD-K14</b>  Pag.151	154x21.5
<b>CARENS II</b>						
1.6	77	07.02			<b>KDD-K10</b>  Pag.150	137x22
1.8	93	07.02			<b>KDD-K14</b>  Pag.151	154x21.5
2.0 CRDi	83	07.02	D4EA		<b>KDD-H08</b>  Pag.149	123x28 <b>SKD-H08</b>  Pag. 159
2.0 CVVT	102	08.04	G4GC		<b>KDD-H10</b>  Pag.149	113x24
<b>CARENS III</b>						
2.0 CRDi	103	09.06	D4EA		<b>KDD-H08</b>  Pag.149	123x28 <b>SKD-H08</b>  Pag. 159
2.0 CVVT	106	09.06	G4KA		<b>KDD-H10B</b>  Pag.150	113x24
<b>CARNIVAL (UP)</b>						
2.5 V6	121	08.99 → 10.01			<b>KDD-K01</b>  Pag.150	176x28 59x22
2.9 TD	93	08.99 → 10.01	J3		<b>KDD-K03</b>  Pag.150	151x30
<b>CARNIVAL II</b>						
2.5 V6	110	10.01	K5		<b>KDD-K01</b>  Pag.150	176x28 59x22
2.9 CRDi	106	10.01	J3		<b>KDD-K11</b>  Pag.150	152x30

NEW CODES - NEUE CODES - NOUVEAUX CODES - NUEVOS CODIGOS - NUOVI CODICI
































	<b>KW</b>			<b>KDK- KIT CATENA TIMING BELT KIT</b>	<b>KDD- KIT CINGHIA TIMING CHAIN KIT</b> <i>(Nr. of Theet x Width)</i>	<b>SKD KDD+POMPA ACQUA KDD+WATER PUMP</b>
<b>CARNIVAL II</b>						
2.9 CRDi	136	06.06	J3		<b>KDD-K11A</b> 152x30  Pag.150	
<b>CEE'D</b>						
2.0	105	12.06	G4GC		<b>KDD-H10B</b> 113x24  Pag.150	
2.0 CRDi	103	09.07	D4EA-F		<b>KDD-H08</b> 123x28  Pag.149	<b>SKD-H08</b>  Pag. 159
<b>CERATO</b>						
1.6	77	07.04	G4ED		<b>KDD-H07B</b> 105x22  Pag.149	
2.0	105	04.04	G4GC		<b>KDD-H10</b> 113x24  Pag.149	
2.0 CRDi	83	04.04	D4EA		<b>KDD-H08</b> 123x28  Pag.149	<b>SKD-H08</b>  Pag. 159
<b>CLARUS (K9A)</b>						
1.8 i 16V	85	07.96	T8		<b>KDD-K00</b> 154x21.5  Pag.150	
2.0 i 16V	98	07.96	FE (16 V)		<b>KDD-K04</b> 168x25  Pag.150	
<b>CONCORD ( F8 )</b>						
1.8 ( GTX/LX/LPG )	0	01.88			<b>KDD-311</b> 106x22  Pag.129	
<b>CONCORD ( FE/RF )</b>						
2.0 ( GTX/LX/DSL )	0	01.87			<b>KDD-311</b> 106x22  Pag.129	
<b>CONCORD ( FEDI )</b>						
2.0 ( GLX )	0	01.92			<b>KDD-308</b> 108x25  Pag.129	
<b>JOICE</b>						
2.0	102	02.00	G4CP		<b>KDD-526C</b> 153x29 65x13  Pag.138	
2.0	88	09.01			<b>KDD-526C</b> 153x29 65x13  Pag.138	
<b>K2500</b>						
2.5 D	69	01.03	D4BH		<b>KDD-M02</b> 99x18.5 163x25.1  Pag.151	
<b>MAGENTIS (GD)</b>						
2.0	100	05.01	G4JP		<b>KDD-H02B</b> 173x29  Pag.148 <b>KDD-H02C</b> 173x29  Pag.149	
2.5 V6	124	05.01	G6BV		<b>KDD-H03B</b> 207x32  Pag.149	










	<b>KW</b>			<b>KDK- KIT CATENA TIMING BELT KIT</b>	<b>KDD- KIT CINGHIA TIMING CHAIN KIT</b> <i>(Nr. of Teeth x Width)</i>	<b>SKD KDD+POMPA ACQUA KDD+WATER PUMP</b>
<b>PICANTO</b>						
1.0	45	09.05	G4HE		<b>KDD-571</b>  Pag.140	101x20
1.0	46	02.08	G4HE		<b>KDD-571</b>  Pag.140	101x20
1.1	48	02.08			<b>KDD-571</b>  Pag.140	101x20
1.1	48	04.04	G4HG		<b>KDD-571</b>  Pag.140	101x20
<b>POTENTIA ( FE22/FE20 )</b>						
2.2 ( 5F/L )	0	01.92			<b>KDD-308</b>  Pag.129	108x25
<b>PREGIO (TB)</b>						
2.5 TCI D	69	09.02	D4BH		<b>KDD-M02</b>  Pag.151	99x18.5 163x25.1
<b>PRIDE (DA)</b>						
1.1 i	38	01.91	Mazda B1		<b>KDD-320A</b>  Pag.130	107x22
1.3 16V	44	01.90	B3		<b>KDD-320A</b>  Pag.130	107x22
1.3 16V	53	01.90	B3		<b>KDD-320A</b>  Pag.130	107x22
1.3 i	51	01.90			<b>KDD-320A</b>  Pag.130	107x22
<b>PRIDE SW</b>						
1.3	47	08.99			<b>KDD-320A</b>  Pag.130	107x22
<b>PRO CEE'D</b>						
2.0 CRDi	103	02.08	D4EA-F		<b>KDD-H08</b>  Pag.149	123x28 <b>SKD-H08</b>  Pag. 159
<b>RIO</b>						
1.3	55	09.00 → 02.05			<b>KDD-320A</b>  Pag.130	107x22
1.3	60	08.02 → 02.05			<b>KDD-320A</b>  Pag.130	107x22
1.5	72	09.00 → 02.05			<b>KDD-K10</b>  Pag.150	137x22
<b>RIO II</b>						
1.4 16V	71	03.05	G4EE		<b>KDD-H07B</b>  Pag.149	105x22
1.6 16V	82	03.05	G4ED		<b>KDD-H07B</b>  Pag.149	105x22
<b>SEPHIA (FA)</b>						
1.5 i 16V	59	02.96	B5		<b>KDD-320A</b>  Pag.130	107x22
1.6 i	59	01.95	B6		<b>KDD-320A</b>  Pag.130	107x22

NEW CODES - NEUE CODES - NOUVEAUX CODES - NUEVOS CODIGOS - NUOVI CODICI

	<b>KW</b>			<b>KDK- KIT CATENA TIMING BELT KIT</b>	<b>KDD- KIT CINGHIA TIMING CHAIN KIT</b> <i>(Nr. of Teeth x Width)</i>	<b>SKD KDD+POMPA ACQUA KDD+WATER PUMP</b>
<b>SEPHIA (FA)</b>						
1.8 i 16V	82	01.95	OK24N OK26Y		<b>KDD-K00</b> 154x21.5  Pag.150	
<b>SHUMA (FB)</b>						
1.5	59	03.96 → 12.98	OK280		<b>KDD-K21</b> 145x22  Pag.151	
1.5 i 16V	65	10.97 → 03.01			<b>KDD-K21</b> 145x22  Pag.151	
1.8 i 16V	81	10.97 → 03.01	T8		<b>KDD-K00</b> 154x21.5  Pag.150	
<b>SHUMA II (FB)</b>						
1.6	75	05.01 → 08.04	GA6D		<b>KDD-K21</b> 145x22  Pag.151	
<b>SORENTO (JC)</b>						
2.4	102	08.02	G4JS		<b>KDD-H09</b> 65x13 175x29  Pag.149	
3.5 V6	143	08.02	G6CU		<b>KDD-K13</b> 259x32  Pag.151	
<b>SPORTAGE</b>						
2.0 16V	104	09.04	G4GC		<b>KDD-H10B</b> 113x24 05.06→  Pag.150	
2.0 CRDi 4WD	103	01.06	D4EA-V D4EA-F		<b>KDD-H08</b> 123x28  Pag.149	<b>SKD-H08</b>  Pag. 159
2.0 CRDi 4WD	83	09.04	D4EA		<b>KDD-H08</b> 123x28  Pag.149	<b>SKD-H08</b>  Pag. 159
<b>SPORTAGE (K00)</b>						
2.0 i 16V 4WD	94	04.94 → 08.03	FE (16 V)		<b>KDD-308</b> 108x25 FE  Pag.129 <b>KDD-K04</b> 168x25 FEDI  Pag.150	
2.0 i 4WD	70	04.94 → 08.99	FE		<b>KDD-308</b> 108x25 FE  Pag.129 <b>KDD-K04</b> 168x25 FEDI  Pag.150	
2.0 TD 4WD	61	10.97 → 08.03	RF		<b>KDD-399</b> 162x25  Pag.133	<b>SKD-399</b>  Pag. 159
2.2 D 4x4	52	08.94 → 04.99			<b>KDD-321B</b> 164x25  Pag.130	

	<b>KW</b>			<b>KDK- KIT CATENA TIMING BELT KIT</b>	<b>KDD- KIT CINGHIA TIMING CHAIN KIT</b> <small>(Nr. of Teeth x Width)</small>	<b>SKD KDD+POMPA ACQUA KDD+WATER PUMP</b>
<b>NIVA (2121)</b>						
1900 Diesel	47	01.93	XUD9A		<b>KDD-880A</b>  Pag.146	136x25
<b>SAMARA (2108, 2109)</b>						
1100	39	02.88 → 12.94			<b>KDD-295</b>  Pag.128	111x19
1100	43	02.96			<b>KDD-295</b>  Pag.128	111x19
1300	45	09.91			<b>KDD-295</b>  Pag.128	111x19
1300	46	01.88			<b>KDD-295</b>  Pag.128	111x19
1300	48	01.86 → 12.94			<b>KDD-295</b>  Pag.128	111x19
1300	50	02.96			<b>KDD-295</b>  Pag.128	111x19
1500	50	09.91			<b>KDD-295</b>  Pag.128	111x19
1500	52	02.95			<b>KDD-295</b>  Pag.128	111x19
1500	53	01.88			<b>KDD-295</b>  Pag.128	111x19
<b>SAMARA FORMA (21099)</b>						
1100	39	07.91			<b>KDD-295</b>  Pag.128	111x19
1300	45	07.91			<b>KDD-295</b>  Pag.128	111x19
1300	46	05.90			<b>KDD-295</b>  Pag.128	111x19
1300	48	05.89 → 07.97			<b>KDD-295</b>  Pag.128	111x19
1300	50	02.96			<b>KDD-295</b>  Pag.128	111x19
1500	50	07.91			<b>KDD-295</b>  Pag.128	111x19
1500	52	11.94			<b>KDD-295</b>  Pag.128	111x19
1500	53	09.91			<b>KDD-295</b>  Pag.128	111x19

	<b>KW</b>			<b>KDK- KIT CATENA TIMING BELT KIT</b>	<b>KDD- KIT CINGHIA TIMING CHAIN KIT</b> <small>(Nr. of Teeth x Width)</small>	<b>SKD KDD+POMPA ACQUA KDD+WATER PUMP</b>
<b>FREELANDER 2</b>						
2.2 TD4	112	01.07	224DT		<b>KDD-515</b>  Pag.137	118x26
2.2 TD4	118	10.06	224DT		<b>KDD-515</b>  Pag.137	118x26
2.2 TD4 4x4	115	10.06	224DT		<b>KDD-515</b>  Pag.137	118x26
<b>RANGE ROVER EVOQUE</b>						
2.2 SD4	140	06.11			<b>KDD-515</b>  Pag.137	118x26
2.2 TD4	110	06.11			<b>KDD-515</b>  Pag.137	118x26

	<b>KW</b>			<b>KDK- KIT CATENA TIMING BELT KIT</b>	<b>KDD- KIT CINGHIA TIMING CHAIN KIT</b> <i>(Nr. of Teeth x Width)</i>	<b>SKD KDD+POMPA ACQUA KDD+WATER PUMP</b>
<b>ES (F1, F2)</b>						
300	138	09.91 → 12.97	3VZ-FE		<b>KDD-225A</b>  Pag.127	191x32
<b>GS (JZS147)</b>						
300	156	03.93 → 08.97	2JZ-GE		<b>KDD-286A</b>  Pag.128	143x25
<b>GS (JZS160)</b>						
300 T3	163	08.97 → 10.00	2JZ-GE		<b>KDD-286A</b>  Pag.128	143x25
<b>IS (GXE10)</b>						
200	114	04.99	1G-FE		<b>KDD-291</b>  Pag.128	129x27
<b>RX</b>						
300	150	05.03	1MZ-FE		<b>KDD-214</b>  Pag.125	211x32
<b>RX (XU1)</b>						
300 V6	148	10.00 → 05.03	1MZ-FE		<b>KDD-214</b>  Pag.125	211x32



	KW			KDK- KIT CATENA TIMING BELT KIT	KDD- KIT CINGHIA TIMING CHAIN KIT <i>(Nr. of Teeth x Width)</i>	SKD KDD+POMPA ACQUA KDD+WATER PUMP
<b>121 I (DA)</b>						
1.1	42	10.87 → 10.90	B1 B116		<b>KDD-320A</b> 107x22  Pag.130 <b>KDD-337</b>	
1.3	40	04.89 → 10.90	B3		<b>KDD-320A</b> 107x22  Pag.130	
1.3	44	10.87 → 11.90	B3		<b>KDD-320A</b> 107x22  Pag.130 <b>KDD-337</b> 01.88→02.89	
1.4 16V (DA1)	71	11.87 → 12.94			<b>KDD-320A</b> 107x22 11.93→  Pag.130	
<b>121 II (DB)</b>						
1.3 16V	39	11.90 → 03.96	B3 (16V)		<b>KDD-320A</b> 107x22  Pag.130	
1.3 16V	53	11.90 → 03.96	B3 (16V)		<b>KDD-320A</b> 107x22  Pag.130	
<b>121 III (JASM, JBSM)</b>						
1.25	55	03.96	DHF DHG		<b>KDD-385</b> 107x22  Pag.132	
1.3	37	03.96	JJK JJM		<b>KDD-385</b> 107x22  Pag.132	
1.3	44	03.96	J4R J4T		<b>KDD-385</b> 107x22  Pag.132	
1.8 D	44	03.96	RTJ RTK		<b>KDD-330</b> 116x22 85x22  Pag.131	
<b>1300</b>						
1.3	44	01.75 → 01.77	TC		<b>KDD-320A</b> 107x22  Pag.130	
<b>2</b>						
1.25	55	04.03	FUJA		<b>KDD-313</b> 117x22  Pag.130	
1.4	59	04.03	FXJA		<b>KDD-313</b> 117x22  Pag.130	
1.4 CD	50	04.03	F6JA F6JB		<b>KDD-318</b> 144x25  Pag.130	
1.4 MZR-CD	50	01.08			<b>KDD-812A</b> 144x26  Pag.146	
1.6	74	04.03	FYJA		<b>KDD-313</b> 117x22  Pag.130	
1.6 MZ-CD	66	10.08			<b>KDD-325</b> 137x25  Pag.131	
<b>3</b>						
1.6 DI Turbo	80	06.04	Y601		<b>KDD-325</b> 137x25  Pag.131	
1.6 DI Turbo	80	06.04	Y601		<b>KDD-325</b> 137x25  Pag.131	

NEW CODES - NEUE CODES - NOUVEAUX CODES - NUEVOS CODIGOS - NUOVI CODICI

	<b>KW</b>			<b>KDK- KIT CATENA TIMING BELT KIT</b>	<b>KDD- KIT CINGHIA TIMING CHAIN KIT</b> <small>(Nr. of Theet x Width)</small>	<b>SKD KDD+POMPA ACQUA KDD+WATER PUMP</b>
<b>3</b>						
1.6 MZR-CD	80	06.09	Y601		<b>KDD-325</b>  Pag.131	137x25
<b>323 F IV (BG)</b>						
1.6	62	09.89 → 06.91	B6E		<b>KDD-320A</b>  Pag.130	107x22
1.6 16V	65	03.91 → 10.94	B6		<b>KDD-320A</b>  Pag.130	107x22
1.8 16V	103	09.89 → 03.93	BP31		<b>KDD-320A</b>  Pag.130	107x22
1.8 16V	76	08.89 → 07.94	BP		<b>KDD-320A</b>  Pag.130	107x22
1.8 16V GT	94	08.89 → 07.94	BP (DOHC)		<b>KDD-320A</b>  Pag.130	107x22
<b>323 F V (BA)</b>						
1.5 16V	65	07.94 → 09.98	Z5-DE		<b>KDD-383</b>  Pag.132 <b>KDD-383A</b> →10.97	125x22
1.8 16V	84	08.94 → 09.98	BP-ZE		<b>KDD-322</b> 05.98→  Pag.131	133x25
2.0 24V	106	08.94 → 09.98	KF		<b>KDD-388</b>  Pag.132	192x30
<b>323 F VI (BJ)</b>						
1.4	53	01.01 → 05.04	B3 (16V)		<b>KDD-320A</b>  Pag.130	107x22
1.4 16V	54	09.98 → 01.01	B3 ME		<b>KDD-320A</b>  Pag.130	107x22
1.5 16V	65	09.98 → 01.01			<b>KDD-324</b>  Pag.131	123x22
1.6	70	01.01 → 05.04	ZM		<b>KDD-324</b>  Pag.131	123x22
1.6	72	01.01 → 05.04	ZM		<b>KDD-324</b>  Pag.131	123x22
2.0	96	01.01 → 05.04	FS7E FS7G		<b>KDD-397</b>  Pag.133	135x25
2.0 D	52	09.98 → 05.04	RF1G		<b>KDD-302</b>  Pag.129	149x24
2.0 TD	66	09.98 → 01.01			<b>KDD-378</b>  Pag.132	153x27
2.0 TD	74	01.01 → 05.04	RF4F		<b>KDD-378</b>  Pag.132	153x27
<b>323 II (BD)</b>						
1.1	40	11.80 → 10.85	E1		<b>KDD-320A</b>  Pag.130	107x22
1.3	44	09.81 → 10.85	E3		<b>KDD-320A</b>  Pag.130	107x22

	KW			KDK- KIT CATENA TIMING BELT KIT	KDD- KIT CINGHIA TIMING CHAIN KIT <i>(Nr. of Teeth x Width)</i>	SKD KDD+POMPA ACQUA KDD+WATER PUMP
<b>323 II (BD)</b>						
1.3	50	11.80 → 10.89	E3		<b>KDD-320A</b>  Pag.130 107x22	
1.5	55	05.81 → 12.85	E5		<b>KDD-320A</b>  Pag.130 107x22	
1.5	59	11.80 → 07.85	E5		<b>KDD-320A</b>  Pag.130 107x22	
1.5	65	03.82 → 09.86	E5		<b>KDD-320A</b>  Pag.130 107x22	
<b>323 III (BF)</b>						
1.1	40	08.85 → 04.90	E1		<b>KDD-320A</b> DA 13-124779  Pag.130 107x22	
1.3	44	08.85 → 05.89	E3		<b>KDD-320A</b>  Pag.130 107x22	
1.4	44	04.87 → 07.89	B3		<b>KDD-320A</b>  Pag.130 107x22	
1.5	54	09.87 → 10.89	B5		<b>KDD-320A</b> BF-563074  Pag.130 <b>KDD-337</b> →02.89 107x22	
1.5	55	08.85 → 05.89	E5		<b>KDD-320A</b> BF-563074  Pag.130 107x22	
1.5 i	70	08.85 → 05.89	E5E3		<b>KDD-320A</b> BF-563074  Pag.130 107x22	
1.6	54	09.87 → 10.89	B68		<b>KDD-337</b> →02.89	
1.6 GT	63	11.86 → 10.89	B6		<b>KDD-K21</b>  Pag.151 145x22	
1.6 GT	77	01.86 → 12.88	B6		<b>KDD-K21</b>  Pag.151 145x22	
1.6 GT Turbo	103	10.85 → 11.91	B6		<b>KDD-303</b>  Pag.129 <b>KDD-320A</b> 06.86 →  Pag.130 107x19 107x22	
1.6 GT Turbo 4WD (BF2)	110	08.87 → 10.89			<b>KDD-K21</b>  Pag.151 145x22	
1.7 D	40	09.86 → 05.89	PN27		<b>KDD-315</b>  Pag.130 152x25	
1.7 D	42	01.87 → 05.89	PN46		<b>KDD-315</b>  Pag.130 152x25	
<b>323 III SW (BW)</b>						
1.7 D	40	11.86 → 08.87	PN26		<b>KDD-315</b>  Pag.130 152x25	
<b>323 IV C (BG)</b>						

NEW CODES - NEUE CODES - NOUVEAUX CODES - NUEVOS CODIGOS - NUOVI CODICI

	KW			KDK- KIT CATENA TIMING BELT KIT	KDD- KIT CINGHIA TIMING CHAIN KIT <small>(Nr. of Theet x Width)</small>	SKD KDD+POMPA ACQUA KDD+WATER PUMP
<b>323 IV C (BG)</b>						
1.3	49	09.89 → 07.94	B3E		<b>KDD-320A</b>  Pag.130	107x22
1.3 16V	54	09.89 → 07.94			<b>KDD-320A</b>  Pag.130	107x22
1.6 16V	65	03.91 → 10.94	B6		<b>KDD-320A</b>  Pag.130	107x22
1.7 D	41	08.89 → 07.94	PN54		<b>KDD-315</b>  Pag.130	152x25
1.8 16V	103	09.89 → 03.93	BP22 BP31		<b>KDD-320A</b>  Pag.130	107x22
1.8 16V 4WD	76	11.91 → 12.93	BP		<b>KDD-320A</b>  Pag.130	107x22
1.8 16V GT	94	09.89 → 03.93	BP (DOHC)		<b>KDD-K21</b>  Pag.151	145x22
<b>323 IV S (BG)</b>						
1.3	49	09.89 → 06.91	B3E B383		<b>KDD-320A</b>  Pag.130	107x22
1.3 16V	54	04.91 → 07.94	B3 (16V)		<b>KDD-320A</b>  Pag.130	107x22
1.6 16V	65	08.89 → 10.94	B6		<b>KDD-K21</b>  Pag.151	145x22
1.7 D	41	08.89 → 07.94	PN46 PN54 PN62		<b>KDD-315</b>  Pag.130	152x25
1.8 16V	76	08.89 → 07.94	BP52		<b>KDD-320A</b>  Pag.130	107x22
1.8 16V GT	94	06.89 → 07.94	BP (DOHC)		<b>KDD-K21</b>  Pag.151	145x22
<b>323 V C (BA)</b>						
1.3 16V	54	08.94 → 09.98	B3 (16V)		<b>KDD-320A</b>  Pag.130	107x22
1.5 16V	65	08.94 → 09.98	Z5-DE		<b>KDD-383</b>  Pag.132 <b>KDD-383A</b> →10.97	125x22 125x22
<b>323 V P (BA)</b>						
1.3 16V	54	10.96	B3 (16V)		<b>KDD-320A</b>  Pag.130	107x22
1.5 16V	65	10.96	Z5-DE		<b>KDD-383</b>  Pag.132 <b>KDD-383A</b> →10.97	125x22 125x22
2.0 D	52	10.96	RF1G		<b>KDD-302</b>  Pag.129	149x24
<b>323 V S (BA)</b>						
1.3 16V	54	08.94 → 09.98	B3 (16V)		<b>KDD-320A</b>  Pag.130	107x22

	KW			KDK- KIT CATENA TIMING BELT KIT	KDD- KIT CINGHIA TIMING CHAIN KIT <i>(Nr. of Teeth x Width)</i>	SKD KDD+POMPA ACQUA KDD+WATER PUMP
<b>323 V S (BA)</b>						
1.5 16V	65	08.94 → 09.98	Z5-DE		<b>KDD-383</b> 125x22  Pag.132 <b>KDD-383A</b> 125x22 →10.97	
1.6 TD	60	05.94 → 09.98	4EE1-T		<b>KDD-911</b> 136x25  Pag.148	
2.0 D	52	10.96 → 09.98	RF1G		<b>KDD-302</b> 149x24  Pag.129	
<b>323 VI S (BJ)</b>						
1.4	53	01.01 → 05.04	B3 (16V)		<b>KDD-320A</b> 107x22  Pag.130	
1.5 16V	65	09.98 → 01.01			<b>KDD-324</b> 123x22  Pag.131	
1.6	70	01.01 → 05.04	ZM		<b>KDD-324</b> 123x22  Pag.131	
1.6	72	01.01 → 05.04	ZM		<b>KDD-324</b> 123x22  Pag.131	
2.0	96	01.01 → 05.04	FS7E FS7G		<b>KDD-397</b> 135x25  Pag.133	
2.0 D	52	09.98 → 05.04			<b>KDD-302</b> 149x24  Pag.129	
2.0 TD	66	09.98 → 05.04	RF3F		<b>KDD-302</b> 149x24  Pag.129	
<b>5</b>						
2.0 CD	105	06.05	RF7J		<b>KDD-334</b> 150x30  Pag.131	
2.0 CD	81	03.05			<b>KDD-334</b> 150x30  Pag.131	
<b>6</b>						
2.0 MRZ-CD	103	08.07	RF7J		<b>KDD-334A</b> 150x30  Pag.131	
<b>6 (GG)</b>						
2.0 DI	100	06.02	RF5C		<b>KDD-327</b> 153x30  Pag.131	<b>SKD-327</b>  Pag. 158
2.0 DI	89	08.02	RF5C		<b>KDD-327</b> 153x30  Pag.131	<b>SKD-327</b>  Pag. 158
<b>626 I (CB)</b>						
2.0	66	05.79 → 05.82	HE3 MA M		<b>KDD-307A</b> 109x22  Pag.129	
<b>626 II (GC)</b>						
1.6	55	03.83 → 09.87			<b>KDD-300</b> 106x19  Pag.129	
1.6	59	11.82 → 06.87	F6		<b>KDD-300</b> 106x19  Pag.129	
2.0	68	11.86 → 09.87	FE		<b>KDD-308</b> 108x25  Pag.129	
2.0	74	03.83 → 09.87	FE		<b>KDD-308</b> 108x25  Pag.129	

NEW CODES - NEUE CODES - NOUVEAUX CODES - NUEVOS CODIGOS - NUOVI CODICI


















	<b>KW</b>			<b>KDK- KIT CATENA TIMING BELT KIT</b>	<b>KDD- KIT CINGHIA TIMING CHAIN KIT</b> <small>(Nr. of Theet x Width)</small>	<b>SKD KDD+POMPA ACQUA KDD+WATER PUMP</b>
<b>626 II (GC)</b>						
2.0	88	01.86 → 09.87	FE		<b>KDD-308</b>  Pag.129	108x25
2.0 D	46	01.83 → 06.87	RF46		<b>KDD-389</b>  Pag.132	78x19 148x25
<b>626 III (GD)</b>						
1.8	65	11.87 → 05.92	F8		<b>KDD-312</b>  Pag.129	104x25
2.0	66	09.87 → 10.90	FE		<b>KDD-K04</b> Double Camshaft  Pag.150 <b>KDD-308</b> Single Camshaft  Pag.129	168x25 108x25
2.0 12V	79	09.87 → 05.92	FE (12V)		<b>KDD-308</b>  Pag.129	108x25
2.0 D	44	07.87 → 07.91	RF-N		<b>KDD-314</b>  Pag.130	162x30
2.2 12V	85	11.87 → 07.91	F2		<b>KDD-317</b>  Pag.130	110x25
<b>626 IV (GE)</b>						
1.8 i	77	01.92 → 04.97	FP		<b>KDD-322</b>  Pag.131	133x25
2.0 D GLX Complex	55	10.92 → 04.97	RF OHC		<b>KDD-314</b>  Pag.130	162x30
2.0 i	85	01.92 → 04.97	FS		<b>KDD-397</b>  Pag.133	135x25
2.5 24V	120	08.94 → 04.97	KL		<b>KDD-388</b>  Pag.132	192x30
<b>626 V (GF)</b>						
1.8	74	12.99 → 10.02	FP9A		<b>KDD-322</b>  Pag.131	133x25
2.0	100	04.98 → 10.02	FS2C		<b>KDD-397</b>  Pag.133	135x25
2.0	85	05.97 → 10.02	FS		<b>KDD-397</b>  Pag.133	135x25
2.0 TD	81	10.00 → 10.02			<b>KDD-378</b>  Pag.132	153x27
2.0 Turbo DI	74	04.98 → 10.02			<b>KDD-378</b>  Pag.132	153x27
<b>818 SW</b>						
1.3	44	01.74 → 10.78	TC		<b>KDD-320A</b>  Pag.130	107x22
<b>929 I (LA)</b>						
2.0	66	05.79 → 07.86	MA M		<b>KDD-307A</b>  Pag.129	109x22
<b>929 II (HB)</b>						





		<b>KW</b>			<b>KDK- KIT CATENA TIMING BELT KIT</b>	<b>KDD- KIT CINGHIA TIMING CHAIN KIT</b> <i>(Nr. of Teeth x Width)</i>	<b>SKD KDD+POMPA ACQUA KDD+WATER PUMP</b>
<b>929 II (HB)</b>							
2.0		66	05.82 → 03.84	HEE MA		<b>KDD-307A</b>  Pag.129	109x22
2.0		74	03.84 → 07.87	FE		<b>KDD-301</b>  Pag.129	109x19
2.0 i GLX		88	10.84 → 07.87	FE		<b>KDD-301</b>  Pag.129	109x19
<b>929 III (HC)</b>							
2.0		85	06.87 → 12.88	FE FEFA		<b>KDD-308</b>  Pag.129	108x25
2.2 12V		85	01.88 → 04.89	F2 F21 F2E		<b>KDD-317</b>  Pag.130	110x25
2.2 12V		94	04.89 → 06.91	F2-C		<b>KDD-317</b>  Pag.130	110x25
2.2 i		100	05.87 → 12.88	F2-EGI		<b>KDD-317</b>  Pag.130	110x25
3.0		123	01.90 → 06.91	JE3		<b>KDD-319</b>  Pag.130	173x30
3.0		125	01.88 → 12.89	JE3		<b>KDD-319</b>  Pag.130	173x30
3.0		140	06.87 → 06.91	JE		<b>KDD-319</b>  Pag.130	173x30
<b>B-SERIE (UD)</b>							
2.0		57	01.83 → 12.84			<b>KDD-300</b>  Pag.129	106x19
<b>B-SERIE (UF)</b>							
2.2		68	08.91 → 12.96	F2L8		<b>KDD-317</b>  Pag.130	110x25
2.2 D		47	01.85 → 03.96	R290		<b>KDD-321A</b>  Pag.130	164x25
2.5 D		63	02.96 → 06.99			<b>KDD-380</b>  Pag.132	101x30
2.5 D 4WD		57	09.98 → 06.99			<b>KDD-380</b>  Pag.132	101x30
<b>B-SERIE (UN)</b>							
2.5 D		57	06.99	MD25NA		<b>KDD-336</b>  Pag.132	104x30
2.5 D 4WD		62	12.02	WLE7		<b>KDD-336</b>  Pag.132	104x30
2.5 TD 4WD		80	06.99	MD25TI		<b>KDD-380</b>  Pag.132	101x30
<b>BT-50</b>							
2.5 CD 4WD		105	12.06	WLAA		<b>KDD-329</b>  Pag.131	103x27
<b>DEMIO (DW)</b>							
1.3 16V		46	08.98	B3 ME		<b>KDD-320B</b>  Pag.130	107x22

	KW			KDK- KIT CATENA TIMING BELT KIT	KDD- KIT CINGHIA TIMING CHAIN KIT <i>(Nr. of Teeth x Width)</i>	SKD KDD+POMPA ACQUA KDD+WATER PUMP
<b>DEMIO (DW)</b>						
1.3 16V	53	08.98 → 04.00	B3 (16V)		<b>KDD-320B</b>  Pag.130	107x22
1.5 16V	55	04.00	B5 E		<b>KDD-320B</b>  Pag.130	107x22
<b>E 2000,2200 (SR1)</b>						
2.0	63	11.84 → 02.88	FE18 FEV4		<b>KDD-308</b>  Pag.129	108x25
2.2 D	46	01.84 → 02.88	R207		<b>KDD-321A</b>  Pag.130	164x25
<b>E 2000,2200 (SR2)</b>						
2.0	60	03.91 → 05.94	FE FE60 FE61		<b>KDD-308</b>  Pag.129	108x25
2.0	63	05.85 → 04.89	FE18 FE58		<b>KDD-308</b>  Pag.129	108x25
2.0	70	06.94	FE		<b>KDD-308</b>  Pag.129	108x25
2.2 D	46	05.85 → 02.88	R203 R207		<b>KDD-321A</b>  Pag.130	164x25
2.2 D	52	02.97 → 08.02	R2		<b>KDD-321A</b>  Pag.130	164x25
2.2 D 4WD	52	02.97	R2		<b>KDD-321A</b>  Pag.130	164x25
<b>MPV I (LV)</b>						
2.5 TD	85	05.96 → 09.99	WL-T		<b>KDD-380</b>  Pag.132	101x30
<b>MPV II (LW)</b>						
2.0	88	08.00 → 07.02	FS		<b>KDD-397</b>  Pag.133	135x25
2.0	90	09.99 → 08.00	FS-DS		<b>KDD-397</b>  Pag.133	135x25
2.0 DI	100	07.02	RF5C		<b>KDD-327</b>  Pag.131	153x30 <b>SKD-327</b>  Pag. 158
<b>MX-3 (EC)</b>						
1.6 i	65	07.91	B69		<b>KDD-320A</b>  Pag.130	107x22
1.8 i V6	98	01.92 → 01.94	K819		<b>KDD-388A</b>  Pag.132	192x30
<b>MX-5 I (NA)</b>						
1.6	85	05.90 → 01.94	B64F		<b>KDD-K21</b>  Pag.151	145x22
1.8	96	02.94 → 04.98	BP (DOHC) BPF1		<b>KDD-K21</b>  Pag.151	145x22
<b>MX-5 II (NB)</b>						
1.6 16V	81	05.98 → 10.05	B6D		<b>KDD-K21</b>  Pag.151	145x22
1.8 16V	103	05.98 → 10.05	BP-ZE		<b>KDD-K21</b>  Pag.151	145x22

NEW CODES - NEUE CODES - NOUVEAUX CODES - NUEVOS CODIGOS - NUOVI CODICI

	<b>KW</b>			<b>KDK- KIT CATENA TIMING BELT KIT</b>	<b>KDD- KIT CINGHIA TIMING CHAIN KIT</b> <i>(Nr. of Teeth x Width)</i>	<b>SKD KDD+POMPA ACQUA KDD+WATER PUMP</b>
<b>MX-6 (GE6)</b>						
2.0	85	02.92	FS		<b>KDD-397</b>  Pag.133	135x25
2.5 i 24V	120	08.94	KL		<b>KDD-388</b>  Pag.132	192x30
<b>PREMACY (CP)</b>						
1.8	74	07.99	FP		<b>KDD-322</b>  Pag.131	133x25
1.9	84	07.99	FP		<b>KDD-322</b>  Pag.131	133x25
2.0 TD	66	10.99 → 07.00	RF3F		<b>KDD-378</b>  Pag.132	153x27
<b>TRIBUTE (EP)</b>						
2.0	91	03.00	YF		<b>KDD-333</b>  Pag.131	129x25
<b>XEDOS 6 (CA)</b>						
1.6 16V	79	06.94	B6		<b>KDD-K21</b>  Pag.151	145x22
1.6 16V	83	08.92 → 05.94	B69		<b>KDD-K21</b>  Pag.151	145x22
2.0 V6	103	06.94	KF1		<b>KDD-K21</b> →04.98  Pag.151	145x22
2.0 V6	106	01.92 → 05.94	KF1		<b>KDD-K21</b>  Pag.151	145x22
<b>XEDOS 9 (TA)</b>						
2.0 24V	105	08.93 → 01.00	KF		<b>KDD-388</b>  Pag.132	192x30
2.3 24V	155	02.95 → 01.00	KJ-ZEM		<b>KDD-323</b>  Pag.131	201x30
2.5 24V	123	07.93 → 07.00	KL		<b>KDD-388</b>  Pag.132	192x30
2.5 V6	120	07.00	KL		<b>KDD-388B</b>  Pag.132	192x30

	KW			KDK- KIT CATENA TIMING BELT KIT	KDD- KIT CINGHIA TIMING CHAIN KIT <small>(Nr. of Theet x Width)</small>	SKD KDD+POMPA ACQUA KDD+WATER PUMP
<b>3000 GT (Z16A)</b>						
3.0 i 24V 4x4	210	06.92 → 08.99	6G72		KDD-528 257x32  Pag.138 <b>KDD-528A</b> 257x32 →05.93  Pag.138	
<b>CARISMA (DA_)</b>						
1.6	66	07.95 → 06.06	4 G 92		KDD-579 111x29  Pag.141	
1.6	70	12.98 → 06.06	4 G 92		KDD-579 111x29  Pag.141	
1.6	73	05.97 → 06.06	4 G 92		KDD-579 111x29  Pag.141	
1.8	85	07.95 → 06.06	4G93		KDD-578 116x29  Pag.141	
1.8 16V	103	07.95 → 06.06	4G93		KDD-578 116x29  Pag.141	
1.8 16V GDI	92	09.97 → 06.06	4G93		KDD-504 154x28.7  Pag.136	
1.9 DI-D	75	09.00 → 06.06	F9Q1		KDD-538 132x26  Pag.139	
1.9 DI-D	85	09.00 → 06.06	F9Q2		KDD-538 132x26  Pag.139	
1.9 TD	66	10.96 → 09.00	F8QT		KDD-575 153x24.7  Pag.140	
<b>CELESTE (A7_)</b>						
1.6 ST (A73)	54	01.77 → 06.81	4G32		KDD-500 122x19 55x13  Pag.136	
<b>COLT I (A15_A)</b>						
1.2 GL (A151A)	40	12.78 → 01.84	4 G 11		KDD-H01 92x18.8  Pag.148	
1.4 GLX,GT (A152A)	51	05.79 → 01.84	4 G 12		KDD-H01 92x18.8  Pag.148	
1.4 Turbo (A152A)	77	09.81 → 01.84	4 G 12 T		KDD-H01 92x18.8 08.82→  Pag.148	
<b>COLT II (C1_A)</b>						
1.2 EL,GL (C15A)	40	02.84 → 09.86	4G16		KDD-H01 92x18.8  Pag.148	
1.2 EL,GL (C15A)	44	09.86 → 04.88	4G16		KDD-H01 92x18.8  Pag.148	
1.5 GLX (C12A)	51	09.85 → 04.88	G15B		KDD-519 92x18.8  Pag.137	
1.5 GLX (C12A)	55	09.84 → 04.88	4 G 15		KDD-H01 92x18.8  Pag.148	
1.6 Turbo ECi (C13A)	92	02.84 → 04.88	4 G 32 T/C		KDD-508A 120x19  Pag.136	

	<b>KW</b>			<b>KDK- KIT CATENA TIMING BELT KIT</b>	<b>KDD- KIT CINGHIA TIMING CHAIN KIT</b> <i>(Nr. of Teeth x Width)</i>	<b>SKD KDD+POMPA ACQUA KDD+WATER PUMP</b>
<b>COLT II (C1_A)</b>						
1.8 GL Diesel (C14A)	43	02.84 → 09.86	4 D 65		<b>KDD-509</b> 157x32 55x12.8  Pag.136	
1.8 GL Diesel (C14A)	44	09.86 → 04.88	4 D 65		<b>KDD-509</b> 157x32 55x12.8  Pag.136	
<b>COLT III (C5_A)</b>						
1.3 (C51A)	51	04.88 → 05.92	4 G 13		<b>KDD-533A</b> 92x22  Pag.139	
1.3 12V (C51A)	55	04.88 → 05.92	4 G 13 (BJ90-92, 12V)		<b>KDD-533A</b> 92x22  Pag.139	
1.3 GL	44	04.88 → 12.90	4 G 13		<b>KDD-533A</b> 92x22  Pag.139	
1.5 (C52A) Cat.	66	07.90 → 05.92	4 G 15		<b>KDD-533A</b> 92x22  Pag.139	
1.5 GLXi (C52A)	62	04.88 → 05.92	4 G 15		<b>KDD-519</b> 92x18.8  Pag.137	
1.6 GTi 16V (C53A)	91	04.88 → 05.90	4G61		<b>KDD-590</b> 65x13 151x29  Pag.141	
1.8 Diesel GLX (C54A)	44	04.88 → 05.92	4 D 65		<b>KDD-509</b> 157x32 55x12.8  Pag.136	
1.8 GTi 16V (C58A) Cat.	100	06.90 → 05.92	4G67		<b>KDD-526</b> 153x29 65x13  Pag.138	
<b>COLT IV (CA_A)</b>						
1.3 GLi 12V (CA1A)	55	04.92 → 04.96	4 G 13 (BJ92-..., 12V)		<b>KDD-533A</b> 92x22  Pag.139	
1.6	66	02.94 → 04.96	4 G 92		<b>KDD-534</b> 117x29  Pag.139	
1.6 GLXi 16V (CA4A)	83	04.92 → 04.96	4 G 92		<b>KDD-534</b> 117x29  Pag.139	
1.8 GTi 16V (CA5A)	103	04.92 → 04.96	4G93		<b>KDD-535</b> 156x28.7  Pag.139	
2.0 D (4D68)	0	01.92			<b>KDD-531</b> 158x31.7 65x13  Pag.139	
<b>COLT V (CJ_A)</b>						
1300 GL, GLX (CJ1A)	55	05.96 → 09.00	4 G 13 (BJ90-92, 12V)		<b>KDD-576</b> 107x25  Pag.141	
1600 GLX (CJ4A)	66	05.96 → 09.00	4 G 92		<b>KDD-579</b> 111x29  Pag.141	
<b>CORDIA (A21_A)</b>						
1.6 GSL (A212A)	55	10.82 → 12.86	4G32		<b>KDD-507</b> 120x19 →08.84  Pag.136 <b>KDD-513D</b> 122x19 55x12.8  Pag.137	

NEW CODES - NEUE CODES - NOUVEAUX CODES - NUEVOS CODIGOS - NUOVI CODICI

	KW			KDK- KIT CATENA TIMING BELT KIT	KDD- KIT CINGHIA TIMING CHAIN KIT <small>(Nr. of Teeth x Width)</small>	SKD KDD+POMPA ACQUA KDD+WATER PUMP
<b>CORDIA (A21_A)</b>						
1.6 Turbo (A212A)	84	10.82 → 05.85	4G32 T		<b>KDD-513D</b> 122x19 55x12.8  Pag.137 <b>KDD-507</b> 120x19 →08.84  Pag.136	
1.6 Turbo (A212A)	85	07.83 → 05.85	4G32 T		<b>KDD-513D</b> 122x19 55x12.8  Pag.137 <b>KDD-507</b> 120x19 →08.84  Pag.136	
1.8 GSL (A215A)	66	10.86 → 12.86	4G37		<b>KDD-513A</b> 122x19 55x12.8  Pag.137	
<b>ECLIPSE I (D2_A)</b>						
2.0 i 16V (D22A)	110	04.91 → 11.95	4 G 63		<b>KDD-526</b> 153x29 65x13  Pag.138	
<b>ECLIPSE II (D3_)</b>						
2000 GS 16V	107	12.95 → 04.99	4 G 63		<b>KDD-526</b> 153x29 65x13  Pag.138	
2000 GT 16V	157	12.95 → 04.99			<b>KDD-526</b> 153x29 65x13  Pag.138	
2400 GS 16V	105	09.98 → 04.99			<b>KDD-591</b> 65x13 124x29  Pag.141	
<b>GALANT I (A12_)</b>						
1.6	55	01.77 → 08.80	4G32		<b>KDD-500</b> 122x19 55x13  Pag.136	
<b>GALANT II (A16_)</b>						
1.6 GLX (A161A)	55	09.80 → 05.84	4G32		<b>KDD-513A</b> 122x19 55x12.8  Pag.137	
2.0 GLS (A163)	75	09.80 → 05.84	4G63		<b>KDD-513A</b> 122x19 55x12.8  Pag.137	
2.0 Turbo ECi (A164)	125	05.82 → 05.84	4 G 63 T (ECi)		<b>KDD-513A</b> 122x19 55x12.8  Pag.137	
2.3 Turbo-D (A167)	62	09.80 → 05.84	4 D 55 T		<b>KDD-M01</b> 163x25 83x19  Pag.151	
<b>GALANT III (E1_A)</b>						
1.6 GLX (E11A)	55	06.84 → 12.87	4G32		<b>KDD-513A</b> 122x19 55x12.8  Pag.137	

	KW			KDK- KIT CATENA TIMING BELT KIT	KDD- KIT CINGHIA TIMING CHAIN KIT <i>(Nr. of Teeth x Width)</i>	SKD KDD+POMPA ACQUA KDD+WATER PUMP
<b>GALANT III (E1_A)</b>						
1.8 Turbo-D (E14A)	60	06.84 → 12.87	4 D 65 T		<b>KDD-509</b> 157x32 55x12.8  Pag.136	
2.0 GLS (E15A)	66	06.86 → 12.87	G63B		<b>KDD-513B</b> 122x19 55x12.8  Pag.137	
2.0 GLS (E15A)	75	06.84 → 12.87	4G63		<b>KDD-513A</b> 122x19 55x12.8  Pag.137	
2.0 Turbo ECi (E15A)	110	06.84 → 05.85	4 G 63 T		<b>KDD-513A</b> 122x19 55x12.8  Pag.137	
2.4 GLS (E16A)	82	07.85 → 12.87	G64B		<b>KDD-521</b> 55x12.8 123x19  Pag.137	
<b>GALANT IV (E3_A)</b>						
1.6	55	01.88 → 10.92	4G32		<b>KDD-508A</b> 120x19  Pag.136	
1.8 (E32A)	66	11.88 → 10.92	4G37		<b>KDD-513A</b> 122x19 55x12.8  Pag.137	
1.8 Turbo-D (E34A)	55	11.88 → 10.92	4 D 65 T		<b>KDD-509</b> 157x32 55x12.8  Pag.136	
2.0 (E33A)	80	04.89 → 10.92	4G63		<b>KDD-522A</b> 55x12.8 122x24  Pag.138	
2.0 GTI 16V (E33A)	106	11.88 → 10.92	4 G 63		<b>KDD-526</b> 153x29 65x13  Pag.138	
2.0 GTI 16V (E33A)	107	11.88 → 10.92	4 G 63		<b>KDD-526</b> 153x29 65x13  Pag.138	
2.0 GTI 16V 4x4 Cat.	110	09.91 → 10.92	4 G 63		<b>KDD-526</b> 153x29 65x13  Pag.138	
<b>GALANT V (E5_A, E7_A, E8_A)</b>						
1.8 (E52A)	85	02.94 → 08.96	4G93		<b>KDD-529</b> 121x28.7  Pag.138	
1.8 GLSI (E52A)	93	11.92 → 08.96	4G93		<b>KDD-529</b> 121x28.7  Pag.138	
2.0 GLSI (E55A)	101	11.92 → 08.96	4G63		<b>KDD-522B</b> 122x24 65x13  Pag.138	
2.0 GLSTD (E57A)	66	11.92 → 08.96	4 D 68		<b>KDD-531</b> 158x31.7 65x13  Pag.139	
2.5 V6-24 4x4 (E88A)	125	11.92 → 08.96	6G73		<b>KDD-528A</b> 257x32 →04.95  Pag.138	



	KW			KDK- KIT CATENA TIMING BELT KIT	KDD- KIT CINGHIA TIMING CHAIN KIT <i>(Nr. of Theet x Width)</i>	SKD KDD+POMPA ACQUA KDD+WATER PUMP
<b>GALANT VI (EA_)</b>						
2.0	98	09.00 → 10.04	4 G 63		<b>KDD-539B</b> 65x13 122x29 →06.03  Pag.139	
2.0 (EA2A)	100	09.96 → 09.00	4 G 63		<b>KDD-539</b> 65x13 122x29  Pag.139	
2.0 TDI (EA6A)	66	09.96 → 10.04	4D68 SOHC		<b>KDD-531</b> 158x31.7 65x13 →02.00  Pag.139	
2.4 GDI	106	09.00 → 10.04	4G64 (GDI)		<b>KDD-589</b> 65x13 154x29  Pag.141	
<b>GRANDIS</b>						
2.0 DI-D	100	09.05	BSY		<b>KDD-502</b> 141x30  Pag.136	
<b>L 200</b>						
2.5 DiD [RWD]	100	11.05	4 D 56 HP		<b>KDD-510</b> 154x25.4 99x18.5  Pag.136	
<b>L 200 (K__T)</b>						
2.0 (K62T)	90	06.96	4G63		<b>KDD-530</b> 123x29 65x13  Pag.138	
2.5 D (K14T)	51	11.86 → 08.96	4 D 56		<b>KDD-M02</b> 99x18.5 163x25.1  Pag.151 <b>KDD-M01</b> 163x25 83x19  Pag.151	
2.5 D (K64T)	55	06.96	4 D 56		<b>KDD-M02</b> 99x18.5 163x25.1  Pag.151	
2.5 TD 4WD	98	08.03	4 D 56 T		<b>KDD-M02</b> 99x18.5 163x25.1  Pag.151	
2.5 TD 4WD (K34T)	64	11.92 → 08.96	4 D 56 T		<b>KDD-M01</b> 163x25 83x19 08.93→  Pag.151	
2.5 TD 4WD (K74T)	85	09.01	4 D 56 T		<b>KDD-M02</b> 99x18.5 163x25.1  Pag.151	
2.5 TD 4x4	74	11.01	4 D 56 T		<b>KDD-M02</b> 99x18.5 163x25.1  Pag.151	
2.5 TD 4x4 (K74T)	73	06.96	4 D 56 TD		<b>KDD-M02</b> 99x18.5 163x25.1  Pag.151	

	KW			KDK- KIT CATENA TIMING BELT KIT	KDD- KIT CINGHIA TIMING CHAIN KIT <i>(Nr. of Teeth x Width)</i>	SKD KDD+POMPA ACQUA KDD+WATER PUMP
<b>L 300 (L03_P)</b>						
2.3 D (L038P, L068P)	50	09.83 → 10.86	4 D 55		<b>KDD-M01</b> 163x25 83x19  Pag.151	
<b>L 300 (LO3_P/G, L0_2P)</b>						
1.6 (L032P, L062P)	48	09.81 → 10.86	4G32		<b>KDD-508A</b> 120x19  Pag.136	
1.6 (L032P, L062P)	51	11.84 → 02.87	4G32		<b>KDD-508A</b> 120x19  Pag.136	
2.0 4x4 (L037G)	65	11.86 → 02.87	4G63		<b>KDD-513B</b> 122x19 55x12.8  Pag.137	
2.3 D (L038P)	50	04.83 → 10.86	4 D 55		<b>KDD-M01</b> 163x25 83x19  Pag.151	
<b>L 300 (P0_W, P1_W, P2_W)</b>						
2.0 (P03W)	64	11.86	G63B		<b>KDD-513B</b> 122x19 55x12.8  Pag.137 <b>KDD-594</b> 55x12.8 122x19.1 05.92 →  Pag.142	
2.0 (P03W, P03V, P13V)	66	11.86	4G63		<b>KDD-513B</b> 122x19 55x12.8 →04.92  Pag.137 <b>KDD-594</b> 55x12.8 122x19.1 05.92 →  Pag.142	
2.4 (P04W, P14V, P04V)	82	11.90	4G64		<b>KDD-521A</b> 123x19 65x13 05.92 → 05.94  Pag.137 <b>KDD-521</b> 55x12.8 123x19  Pag.137	
2.4 4WD (P24W, P24V)	80	11.86 → 12.90	G64B		<b>KDD-521</b> 55x12.8 123x19  Pag.137	
2.5 D (P05W, P05V, P15V)	51	11.86	4 D 56		<b>KDD-M01</b> 163x25 83x19  Pag.151 <b>KDD-M02</b> 99x18.5 163x25.1  Pag.151	
2.5 TD 4WD (P25W, P25V)	64	11.88	4 D 56 T		<b>KDD-M01</b> 163x25 83x19  Pag.151 <b>KDD-M02</b> 99x18.5 163x25.1  Pag.151	



NEW CODES - NEUE CODES - NOUVEAUX CODES - NUEVOS CODIGOS - NUOVI CODICI

	<b>KW</b>			<b>KDK- KIT CATENA TIMING BELT KIT</b>	<b>KDD- KIT CINGHIA TIMING CHAIN KIT</b> <i>(Nr. of Theet x Width)</i>	<b>SKD KDD+POMPA ACQUA KDD+WATER PUMP</b>
<b>L 300 (P1_T)</b>						
2.0 (P13T)	85	07.94	4 G 63		<b>KDD-530</b> 123x29 65x13  Pag.138	
<b>L 400 (PAOV)</b>						
2500 TD	64	06.96	4 D 56 T		<b>KDD-M02</b> 99x18.5 163x25.1  Pag.151	
<b>LANCER F II (A17_)</b>						
1.2 GLX (A171)	40	03.83 → 01.84	4 G 11		<b>KDD-H01</b> 92x18.8  Pag.148	
1.4 GLX (A172)	51	03.83 → 01.84	4 G 12		<b>KDD-H01</b> 92x18.8  Pag.148	
1.4 Turbo	77	03.83 → 01.84	4 G 12 T		<b>KDD-H01</b> 92x18.8  Pag.148	
<b>LANCER I (A17_)</b>						
1.2 (A171)	40	01.80 → 12.81	4 G 11		<b>KDD-H01</b> 92x18.8  Pag.148	
1.4 GLX (A172)	50	09.79 → 02.83	4 G 12		<b>KDD-H01</b> 92x18.8  Pag.148	
<b>LANCER III (C1_A, C6_A)</b>						
1.2 (C65A)	44	08.86 → 04.88	4G16		<b>KDD-519</b> 92x18.8  Pag.137	
1.2 GL (C15AS)	40	01.84 → 10.86	4G16		<b>KDD-H01</b> 92x18.8  Pag.148	
1.5 GLX (C12AS)	51	06.85 → 04.88	G15B		<b>KDD-519</b> 92x18.8  Pag.137	
1.5 GLX (C12AS)	55	11.83 → 04.88	4 G 15		<b>KDD-H01</b> 92x18.8  Pag.148	
1.8 Diesel (C14AS)	43	01.84 → 09.86	4 D 65		<b>KDD-509</b> 157x32 55x12.8  Pag.136	
1.8 Diesel (C14AS)	44	09.86 → 04.88	4 D 65		<b>KDD-509</b> 157x32 55x12.8  Pag.136	
<b>LANCER III SW (C1_V, C3_V)</b>						
1.5 (C12V)	61	09.88 → 12.90	4 G 15		<b>KDD-H01</b> 92x18.8  Pag.148	
1.8 4x4 (C37V)	61	01.87 → 08.89	G37B		<b>KDD-508A</b> 120x19  Pag.136	
1.8 4x4 (C37V)	63	03.89 → 12.90	4G37		<b>KDD-508A</b> 120x19  Pag.136	
1.8 4x4 (C37V)	66	01.87 → 12.87	4G37		<b>KDD-508A</b> 120x19  Pag.136	
1.8 4x4 (C37V)	69	08.90 → 06.92	4G37		<b>KDD-508A</b> 120x19  Pag.136	
<b>LANCER IV (C6_A, C7_A)</b>						
1.3 12V (C61A)	55	06.92 → 05.94	4 G 13 (BJ90-92, 12V)		<b>KDD-533A</b> 92x22  Pag.139	

	KW			KDK- KIT CATENA TIMING BELT KIT	KDD- KIT CINGHIA TIMING CHAIN KIT <i>(Nr. of Teeth x Width)</i>	SKD KDD+POMPA ACQUA KDD+WATER PUMP
<b>LANCER IV (C6_A, C7_A)</b>						
1.5	62	06.88 → 05.92	4 G 15		<b>KDD-H01</b> 92x18.8  Pag.148	
1.5 12V (C62A)	66	05.89 → 05.92	4G15 (12V)		<b>KDD-H01</b> 92x18.8  Pag.148	
1.6 16V (C66A)	83	06.92 → 05.94	4 G 92		<b>KDD-534</b> 117x29  Pag.139	
1.8 4x4 (C77A)	71	09.89 → 06.92	4G37		<b>KDD-508A</b> 120x19  Pag.136	
1.8 D (C64A)	44	04.88 → 05.92	4 D 65		<b>KDD-509</b> 157x32 55x12.8  Pag.136	
1.8 GTi 16V (C68A)	100	11.89 → 05.92	4G67		<b>KDD-526</b> 153x29 65x13  Pag.138	
1.8 GTi 16V (C69A)	103	06.92 → 12.93	4G93		<b>KDD-535</b> 156x28.7  Pag.139	
<b>LANCER SPORTBACK</b>						
2.0 DI-D	103	06.08	BKD		<b>KDD-502</b> 141x30  Pag.136	
<b>LANCER SW</b>						
1.6	72	09.03	4G18		<b>KDD-540</b> 109x24.7  Pag.140	
2.0	99	09.03	4 G 63		<b>KDD-526C</b> 153x29 65x13 →08.05  Pag.138	
<b>LANCER V (CB/D_A)</b>						
1.3 (CB1A)	55	06.92	4 G 13 (BJ92-..., 12V)		<b>KDD-533A</b> 92x22  Pag.139	
1.6	66	02.94	4 G 92		<b>KDD-534</b> 117x29  Pag.139	
1.6 16V (CB4A)	83	06.92	4 G 92		<b>KDD-534</b> 117x29  Pag.139	
<b>LANCER VI (CK/P_A)</b>						
1.3 12V (CK1A)	55	12.95 → 08.03	4 G 13 (BJ90-92, 12V)		<b>KDD-576</b> 107x25  Pag.141	
1.5 16V (CK2A)	69	12.95 → 08.03	4 G 15 (16V)		<b>KDD-533A</b> 92x22  Pag.139	
1.6 16V (CK4A)	66	12.95 → 08.03	4 G 92		<b>KDD-579</b> 111x29  Pag.141	
2.0 16V EVO IX	206	01.06	4 G 63 Turbo		<b>KDD-526C</b> 153x29 65x13  Pag.138	
2.0 16V EVO VIII	195	03.04			<b>KDD-526C</b> 153x29 65x13  Pag.138	
<b>OUTLANDER</b>						

	KW			KDK- KIT CATENA TIMING BELT KIT	KDD- KIT CINGHIA TIMING CHAIN KIT <i>(Nr. of Teeth x Width)</i>	SKD KDD+POMPA ACQUA KDD+WATER PUMP
<b>OUTLANDER</b>						
2.0	100	05.03	4 G 63		<b>KDD-526C</b> 153x29 65x13  Pag.138	
2.0 4WD	177	05.03			<b>KDD-526C</b> 153x29 65x13  Pag.138	
2.0 4WD	93	05.03	4 G 63		<b>KDD-526C</b> 153x29 65x13  Pag.138	
2.0 DI-D	103	02.07	BSY		<b>KDD-502</b> 141x30  Pag.136	
2.0 Turbo 4WD	148	04.04	4 G 63 T		<b>KDD-526C</b> 153x29 65x13  Pag.138	
2.2 DI-D	115	08.07	4HK 4HN		<b>KDD-515</b> 118x26  Pag.137	
2.4 4WD	102	05.03	4G64 (SOHC 16V)		<b>KDD-513</b> 122x19 65x13  Pag.137	
2.4 4WD	118	11.03	4G69		<b>KDD-513</b> 122x19 65x13  Pag.137	
2.4 4WD	119	05.03	4G69		<b>KDD-513</b> 122x19 65x13  Pag.137	
<b>PAJERO CLASSIC (V2_W)</b>						
2.5 TD	85	07.02	4 D 56 T		<b>KDD-M02</b> 99x18.5 163x25.1  Pag.151	
3.2 DI-D	118	05.05	4M41	<b>KDK-501</b>  Pag. 156		
<b>PAJERO I (L04_G)</b>						
2.3 TD (L043G, L048G)	62	12.82 → 04.86	4 D 55 T		<b>KDD-M01</b> 163x25 83x19  Pag.151	
2.5 TD (L044G, L049G)	62	05.86 → 10.89	4 D 56 T		<b>KDD-M01</b> 163x25 83x19  Pag.151	
<b>PAJERO I (L04_G, L14_G)</b>						
2.5 TD (L044G, L049G)	64	01.90 → 12.91	4 D 56 T		<b>KDD-M01</b> 163x25 83x19  Pag.151	
2.5 TD (L044G, L049G)	70	11.89 → 11.90	4 D 56 T		<b>KDD-M01</b> 163x25 83x19  Pag.151	
3.0 V6 (L141G, L146G)	104	11.88 → 11.90	6G72		<b>KDD-525</b> 149x24.7  Pag.138	
<b>PAJERO II (V2_W, V4_W)</b>						
1.8 GDI	96	06.98 → 04.00	4G93		<b>KDD-504</b> 154x28.7  Pag.136	







	KW			KDK- KIT CATENA TIMING BELT KIT	KDD- KIT CINGHIA TIMING CHAIN KIT <i>(Nr. of Teeth x Width)</i>	SKD KDD+POMPA ACQUA KDD+WATER PUMP
<b>PAJERO II (V2_W, V4_W)</b>						
2.4	82	04.91 → 04.00	4G64		<b>KDD-521</b> 55x12.8 123x19  Pag.137 <b>KDD-521A</b> 123x19 65x13 05.92→05.94  Pag.137	
2.5 TD (V24C, V24W)	73	12.90 → 04.00	4 D 56 TD		<b>KDD-M01</b> 163x25 83x19 →10.93  Pag.151 <b>KDD-M02</b> 99x18.5 163x25.1 11.93→  Pag.151	
2.8 TD (V46W)	92	06.94 → 04.00	4M40-T	<b>KDK-500</b> →01.00  Pag. 156 <b>KDK-502</b>  Pag. 156		
3.0 V6 (V23W, V43W, V23C)	110	12.90 → 12.95	6G72 6G72		<b>KDD-525</b> 149x24.7  Pag.138	
3.0 V6 24V	130	06.97 → 04.00	6G72		<b>KDD-541</b> 187x32  Pag.140	
3.0 V6 24V	133	06.94 → 05.97	6G72		<b>KDD-541</b> 187x32  Pag.140	
3.5 V6 24V (V25W, V45W)	153	06.94 → 04.00	6G74 DOHC		<b>KDD-542</b> 265x32  Pag.140	
<b>PAJERO III (V60)</b>						
3.2 DI-D (V68W, V78W)	118	10.01	4M41	<b>KDK-501</b>  Pag. 156		
3.2 DI-D (V68W, V78W)	121	04.00 → 10.01	4M41	<b>KDK-501</b>  Pag. 156		
3.5 V6 GDI (V65W, V75W)	149	04.00	6G74 DOHC		<b>KDD-542A</b> 265x32  Pag.140	
<b>PAJERO PININ (H6_W, H7_W)</b>						
1.8 GDI (H66W)	88	10.99	4G93		<b>KDD-504</b> 154x28.7  Pag.136	
2.0 GDI (H67W, H77W)	95	10.00	4G94		<b>KDD-543</b> 159x29  Pag.140	
<b>PAJERO SPORT (K90)</b>						
2.5 TD	73	11.98	4 D 56 T		<b>KDD-M02</b> 99x18.5 163x25.1  Pag.151	
2.5 TD	85	07.02	4 D 56 T		<b>KDD-M02</b> 99x18.5 163x25.1  Pag.151	
2.5 TD	98	08.03	4 D 56 T		<b>KDD-M02</b> 99x18.5 163x25.1  Pag.151	

	KW			KDK- KIT CATENA TIMING BELT KIT	KDD- KIT CINGHIA TIMING CHAIN KIT <i>(Nr. of Teeth x Width)</i>	SKD KDD+POMPA ACQUA KDD+WATER PUMP
<b>PAJERO SPORT (K90)</b>						
3.0 V6	123	03.03	6G72		<b>KDD-541</b>  Pag.140	187x32
3.0 V6	125	06.00	6G72		<b>KDD-541</b>  Pag.140	187x32
<b>SAPPORO I (A12_)</b>						
1.6 SL,GL (A121)	55	04.78 → 07.80	4G32		<b>KDD-500</b>  Pag.136	122x19 55x13
<b>SAPPORO II (A16_A)</b>						
1.6 GLX (A161A)	55	08.80 → 09.84	4G32		<b>KDD-500</b> →06.81  Pag.136	122x19 55x13
2.0 GSL (A164A)	75	08.80 → 08.83	4G63		<b>KDD-513A</b>  Pag.137	122x19 55x12.8
2.0 GSR (A164A)	82	08.80 → 09.84	4G63		<b>KDD-513A</b>  Pag.137	122x19 55x12.8
<b>SAPPORO III (E16A)</b>						
2.4 (E16A)	91	06.87 → 08.90	4G64		<b>KDD-521</b>  Pag.137	55x12.8 123x19
<b>SIGMA (F16A)</b>						
3.0 V6 (F16A)	130	12.90 → 07.96	6G72		<b>KDD-525</b>  Pag.138 <b>KDD-528</b> Per modelli a 24 Val  Pag.138 <b>KDD-528A</b> →03.95  Pag.138	149x24.7 257x32
3.0 V6 (F16A)	151	12.90 → 07.96	6G72		<b>KDD-525</b>  Pag.138 <b>KDD-528</b> Per modelli 24V  Pag.138 <b>KDD-528A</b> →03.95  Pag.138	149x24.7 257x32
<b>SIGMA SW (F07W)</b>						
3.0 (V6)	125	01.93 → 07.96	6G72		<b>KDD-525</b>  Pag.138 <b>KDD-528</b>  Pag.138	149x24.7 257x32
<b>SPACE GEAR (PA/B/D_V/W)</b>						
2.0 16V (PA3V/W, PB3V)	83	08.96 → 05.00	4 G 63		<b>KDD-530</b>  Pag.138	123x29 65x13




	<b>KW</b>			<b>KDK- KIT CATENA TIMING BELT KIT</b>	<b>KDD- KIT CINGHIA TIMING CHAIN KIT</b> <i>(Nr. of Teeth x Width)</i>	<b>SKD KDD+POMPA ACQUA KDD+WATER PUMP</b>
<b>SPACE GEAR (PA/B/D_V/W)</b>						
2.0 16V (PA3V/W, PB3V)	85	05.95 → 05.00	4 G 63		<b>KDD-530</b> 123x29 65x13  Pag.138	
2.4 i (PA4W)	97	05.95 → 05.00	4G64		<b>KDD-591</b> 65x13 124x29  Pag.141	
2.5 TD (PA5V/W, PB5V)	64	05.95 → 05.00	4 D 56 T		<b>KDD-M02</b> 99x18.5 163x25.1  Pag.151	
2.5 TD (PA5V/W, PB5V)	73	05.95 → 05.00	4 D 56 TD		<b>KDD-M02</b> 99x18.5 163x25.1  Pag.151	
<b>SPACE RUNNER (N1_W, N2_W)</b>						
1.8 (N11W)	85	06.96 → 08.99	4G93		<b>KDD-529</b> 121x28.7  Pag.138	
1.8 (N11W)	90	10.91 → 08.99	4G93		<b>KDD-529</b> 121x28.7  Pag.138	
2.0 16V	98	06.97 → 08.99	4 G 63		<b>KDD-530</b> 123x29 65x13  Pag.138	
2.0 TD (N18W)	60	10.92 → 08.99	4 D 68		<b>KDD-531</b> 158x31.7 65x13  Pag.139	
<b>SPACE RUNNER (N50)</b>						
2.0	100	08.99	4 G 63		<b>KDD-539B</b> 65x13 122x29 →06.03  Pag.139	
2.4 GDI	110	08.99	4G64 (GDI)		<b>KDD-589</b> 65x13 154x29 →06.03  Pag.141	
<b>SPACE STAR (DG0)</b>						
1.3 16V	61	12.98	4 G 13 (16 V)		<b>KDD-540</b> 109x24.7  Pag.140	
1.3 16V	63	06.98	4 G 13 (16 V)		<b>KDD-540</b> 109x24.7  Pag.140	
1.6 16V	72	01.01	4G18		<b>KDD-540</b> 109x24.7 4G16  Pag.140	
1.8 GDI	82	10.02	4G93		<b>KDD-578B</b> 116x29 08.03→  Pag.141 <b>KDD-504</b> 154x28.7 →07.03  Pag.136	
1.8 GDI	87	06.98	4G93		<b>KDD-504</b> 154x28.7  Pag.136	
1.8 GDI	90	06.98	4G93		<b>KDD-504</b> 154x28.7  Pag.136	

	<b>KW</b>			<b>KDK- KIT CATENA TIMING BELT KIT</b>	<b>KDD- KIT CINGHIA TIMING CHAIN KIT</b> <small>(Nr. of Teeth x Width)</small>	<b>SKD KDD+POMPA ACQUA KDD+WATER PUMP</b>
<b>SPACE STAR (DG0)</b>						
1.9 DI-D	75	02.01	F9Q1		<b>KDD-538</b>  Pag.139	132x26
<b>SPACE WAGON (D0_V/W)</b>						
1.8 GLX (D05V, D05W)	66	01.84 → 12.88	4G37		<b>KDD-513A</b>  Pag.137	122x19 55x12.8
1.8 TD (D09W)	55	06.86 → 04.91	4 D 65 T		<b>KDD-509</b>  Pag.136	157x32 55x12.8
2.0 4x4 (D08W)	75	03.85 → 04.91	4G63		<b>KDD-513B</b>  Pag.137	122x19 55x12.8
2.0 GLX (D04W)	62	06.86 → 05.88	G63B		<b>KDD-513B</b>  Pag.137	122x19 55x12.8
2.0 GLXi (D04W)	74	06.88 → 04.91	4G63		<b>KDD-513B</b>  Pag.137	122x19 55x12.8
<b>SPACE WAGON (N3_W, N4_W)</b>						
1.8 (N31W)	90	10.91 → 10.98	4G93		<b>KDD-529</b>  Pag.138	121x28.7
1.8 D	0	10.96 → 12.98			<b>KDD-509</b>  Pag.136	157x32 55x12.8
1.8 TD (N35W)	55	10.91 → 10.98	4 D 65 T		<b>KDD-509</b>  Pag.136	157x32 55x12.8
2.0 (N33W)	98	10.92 → 10.98	4 G 63		<b>KDD-530</b>  Pag.138	123x29 65x13
2.0 TD (N38W)	60	10.92 → 10.98	4D68 T		<b>KDD-531</b>  Pag.139	158x31.7 65x13
<b>SPACE WAGON (N5_W)</b>						
2.0 GDI	98	04.02	4 G 63		<b>KDD-539C</b>  Pag.140	65x13 122x29
2.4 GDI	108	09.00	4G64 (GDI)		<b>KDD-589B</b>  Pag.141	65x13 154x29
<b>TREDIA (A21_)</b>						
1.4 GLX (A211)	51	10.82 → 08.85	4 G 12		<b>KDD-H01</b>  Pag.148	92x18.8
1.8 GLS (A215)	66	08.84 → 07.86	4G37		<b>KDD-513A</b>  Pag.137	122x19 55x12.8

	<b>KW</b>			<b>KDK- KIT CATENA TIMING BELT KIT</b>	<b>KDD- KIT CINGHIA TIMING CHAIN KIT</b> <small>(Nr. of Theet x Width)</small>	<b>SKD KDD+POMPA ACQUA KDD+WATER PUMP</b>
<b>TREDIA (A21_)</b>						
<b>1.8 Turbo</b>	100	08.84 → 07.86	G62B		<b>KDD-513A</b> 122x19 55x12.8  <i>Pag.137</i> <b>KDD-513B</b> 122x19 55x12.8  <i>Pag.137</i>	
<b>GLS 1.6 (A212)</b>	55	09.82 → 10.87	4G32		<b>KDD-513A</b> 122x19 55x12.8  <i>Pag.137</i>	

# MITSUBISHI Comm.



	<b>KW</b>			<b>KDK-</b> KIT CATENA TIMING BELT KIT	<b>KDD-</b> KIT CINGHIA TIMING CHAIN KIT <i>(Nr. of Teeth x Width)</i>	<b>SKD</b> KDD+POMPA ACQUA KDD+WATER PUMP
<b>Canter</b>						
Canter 35	85	07.98	4M40-2AT	<b>KDK-503</b>  Pag. 156		



NEW CODES - NEUE CODES - NOUVEAUX CODES - NUEVOS CODIGOS - NUOVI CODICI

	<b>KW</b>			<b>KDK- KIT CATENA TIMING BELT KIT</b>	<b>KDD- KIT CINGHIA TIMING CHAIN KIT</b> <i>(Nr. of Teeth x Width)</i>	<b>SKD KDD+POMPA ACQUA KDD+WATER PUMP</b>
<b>100 NX (B13)</b>						
1.6	66	03.90 → 10.94	GA16DS	<b>KDK-100</b>  Pag. 154		
<b>300 ZX (Z31)</b>						
3.0	125	01.84 → 12.87	VG30E		<b>KDD-110</b> 133x25  Pag.123	
3.0 Turbo	149	05.87 → 10.90	VG30ET		<b>KDD-110</b> 133x25  Pag.123	
3.0 Turbo	168	04.84 → 10.90	VG30T		<b>KDD-110</b> 133x25  Pag.123	
<b>300 ZX (Z32)</b>						
3.0 Twin Turbo	197	05.90 → 09.95	VG30DETT		<b>KDD-122</b> 228x32  Pag.123	
3.0 Twin Turbo	208	05.90 → 09.95	VG30DETT		<b>KDD-122</b> 228x32  Pag.123	
<b>ALMERA I (N15)</b>						
1.4	64	09.95 → 03.00	GA14DE	<b>KDK-100</b>  Pag. 154		
1.4 S,GX,LX	55	09.95 → 03.00	GA14DE	<b>KDK-100</b>  Pag. 154		
1.6	73	09.95 → 07.00	GA16DE	<b>KDK-100</b>  Pag. 154		
1.6 SLX	66	09.95 → 07.00	GA16DE	<b>KDK-100</b>  Pag. 154		
2.0 D	55	11.95 → 07.00	CD20		<b>KDD-192B</b> 76x19 111x25  Pag.124	
<b>ALMERA II (N16)</b>						
1.5	66	07.00	QG15DE	<b>KDK-110</b>  Pag. 154		
1.5	72	10.02	QG15DE	<b>KDK-110</b>  Pag. 154		
1.5	77	03.01	GA15DE QG15DE	<b>KDK-110</b>  Pag. 154		
1.5 dCi	60	01.03	K9K 722		<b>KDD-114</b> 123x27 K9K722  Pag.123	<b>SKD-114</b> K9K722  Pag. 158
1.8	85	10.02	QG18DE	<b>KDK-109</b>  Pag. 154		
<b>ALMERA TINO (V10)</b>						
1.8	84	08.00	QG18DE	<b>KDK-109</b>  Pag. 154		
1.8	85	12.02	QG18DE	<b>KDK-109</b>  Pag. 154		
<b>BLUEBIRD (910)</b>						
2.0 D	44	01.80 → 12.83	LD20	<b>KDK-111</b> 03.80 →  Pag. 154	<b>KDD-102</b> 69x19  Pag.122	

	<b>KW</b>			<b>KDK- KIT CATENA TIMING BELT KIT</b>	<b>KDD- KIT CINGHIA TIMING CHAIN KIT</b> <i>(Nr. of Teeth x Width)</i>	<b>SKD KDD+POMPA ACQUA KDD+WATER PUMP</b>
<b>BLUEBIRD (910)</b>						
2.0 TD	57	01.83 → 09.83	LD20T		<b>KDD-107</b>  Pag.122	143x30
<b>BLUEBIRD (T72 , T12)</b>						
1.6	61	03.86 → 06.90	CA16S		<b>KDD-400B</b>  Pag.133	95x19
1.8 i 16V (RLT72)	95	02.89 → 12.90	CA18D		<b>KDD-108</b>  Pag.122	151x19
1.8 Turbo	99	12.85 → 05.90	CA18T		<b>KDD-400B</b>  Pag.133	95x19
2.0 (T12)	75	12.85 → 12.87	CA20S		<b>KDD-106</b>  Pag.122	98x19
2.0 D (SLT72, T12)	49	03.86 → 12.90	LD20		<b>KDD-107</b>  Pag.122	143x30
2.0 i	85	09.88 → 09.90	CA20E		<b>KDD-106</b>  Pag.122	98x19
2.0 i (HLT72, T12)	77	12.85 → 12.90	CA20E		<b>KDD-106</b>  Pag.122	98x19
<b>BLUEBIRD (U11)</b>						
1.8	66	11.83 → 06.88	CA18S		<b>KDD-400B</b>  Pag.133	95x19
1.8 Turbo	99	04.84 → 05.90	CA18T		<b>KDD-400B</b> 12.85 →  Pag.133	95x19
2.0 D	43	04.84 → 01.88	LD20		<b>KDD-107</b> 12.85 →  Pag.122	143x30
2.0 i	77	04.84 → 01.88	CA20E		<b>KDD-106</b>  Pag.122	98x19
<b>CHERRY (N12)</b>						
1.0	37	05.82 → 05.86	E10		<b>KDD-100</b>  Pag.122	102x19
1.3	44	05.82 → 10.86	E13		<b>KDD-100</b>  Pag.122	102x19
1.5	55	11.83 → 10.86	E15S		<b>KDD-101</b>  Pag.122	106x19
1.5 Turbo	77	01.83 → 12.85	E15ET		<b>KDD-101</b>  Pag.122	106x19
1.6	51	05.84 → 07.86	E16		<b>KDD-101</b>  Pag.122	106x19
1.7 D	40	10.82 → 12.86	CD17		<b>KDD-104</b> 07.86 →  Pag.122	117x25.5 76x19
<b>EVALIA</b>						
1.5 dCl	66	01.11			<b>KDD-114</b>  Pag.123	123x27 <b>SKD-114</b>  Pag. 158
1.5 dCl	81	01.11			<b>KDD-114</b>  Pag.123	123x27 <b>SKD-114</b>  Pag. 158

	<b>KW</b>			<b>KDK- KIT CATENA TIMING BELT KIT</b>	<b>KDD- KIT CINGHIA TIMING CHAIN KIT</b> <i>(Nr. of Theet x Width)</i>	<b>SKD KDD+POMPA ACQUA KDD+WATER PUMP</b>
<b>INTERSTAR</b>						
dCi 120	84	07.02	G9U 720		<b>KDD-117</b>  Pag.123	89x25
dCi 90	66	07.02	G9T 722		<b>KDD-117</b>  Pag.123	89x25
<b>Juke</b>						
1.5 dCi	81	10.10			<b>KDD-114</b>  Pag.123	123x27
<b>KUBISTAR</b>						
1.2	44	08.03	D7F 764		<b>KDD-125</b>  Pag.124	87x17
1.2 16V	55	04.06	D4F 712		<b>KDD-126</b>  Pag.124	95x23.5
1.5 dCi	48	08.03	K9K 704		<b>KDD-114</b>  Pag.123	123x27 <b>SKD-114</b>  Pag. 158
1.5 dCi	60	08.03	K9K 722		<b>KDD-114</b>  Pag.123	123x27 <b>SKD-114</b>  Pag. 158
1.5 dCi 70	50	04.06	K9K 700		<b>KDD-114</b>  Pag.123	123x27 <b>SKD-114</b>  Pag. 158
1.5 dCi 85	62	04.06	K9K 276		<b>KDD-114</b>  Pag.123	123x27 <b>SKD-114</b>  Pag. 158
1.6 16V	70	08.03	K4M 752		<b>KDD-124</b>  Pag.123	132x27
<b>LAUREL (JC31)</b>						
2.0 D	44	04.81 → 10.84	LD20		<b>KDD-106</b>  Pag.122	98x19
<b>LAUREL (JC32)</b>						
2.8 D	66	01.85 → 12.89	RD28		<b>KDD-113</b> 02.87 →  Pag.123	149x30
<b>MAXIMA (J30)</b>						
3.0 i	125	10.88 → 06.94	VG30E		<b>KDD-110</b>  Pag.123	133x25
<b>MICRA (K10)</b>						
1.0	37	12.82 → 12.89	MA10S		<b>KDD-103B</b> →11.88  Pag.122	91x19
					<b>KDD-195</b> 12.88 →  Pag.124	107x19
1.0	40	12.82 → 05.89	MA10S		<b>KDD-103B</b> →11.88  Pag.122	91x19
					<b>KDD-195</b> 12.88 →  Pag.124	107x19



	KW			KDK- KIT CATENA TIMING BELT KIT	KDD- KIT CINGHIA TIMING CHAIN KIT <i>(Nr. of Teeth x Width)</i>	SKD KDD+POMPA ACQUA KDD+WATER PUMP
<b>MICRA (K10)</b>						
1.0	43	12.82 → 05.91			<b>KDD-103B</b> 91x19 →11.88  Pag.122 <b>KDD-195</b> 107x19 12.88→  Pag.124	
1.2	40	07.86 → 07.92	MA12S		<b>KDD-121</b> 110x19 12.88→  Pag.123 <b>KDD-115</b> 93x19.4 02.87→11.88  Pag.123	
1.2	44	07.86 → 07.92	MA12S		<b>KDD-121</b> 110x19 12.88→  Pag.123 <b>KDD-115</b> 93x19.4 02.87→11.88  Pag.123	
<b>MICRA (K11)</b>						
1.0 i 16V	40	08.92 → 09.00	CG10DE	<b>KDK-105</b> →07.00  Pag. 154		
1.3 i 16V	55	08.92 → 09.00	CG13DE	<b>KDK-105</b> →07.00  Pag. 154		
1.5 D	42	02.98 → 02.03	TD15		<b>KDD-105</b> 136x25  Pag.122	
<b>MICRA (K12)</b>						
1.2 16V	48	01.03	CR12DE CG12DE	<b>KDK-106</b>  Pag. 154		
1.2 16V	59	01.03	CR12DE CG12DE	<b>KDK-106</b>  Pag. 154		
1.4 16V	65	01.03	CR14DE	<b>KDK-106</b>  Pag. 154		
1.5 dCi	48	01.03	K9K 704		<b>KDD-114</b> 123x27  Pag.123	<b>SKD-114</b>  Pag. 158
1.5 dCi	60	09.03	K9K 722		<b>KDD-114</b> 123x27  Pag.123	<b>SKD-114</b>  Pag. 158
<b>NAVARA</b>						
2.5 dCi	106	07.05	YD25DDTi	<b>KDK-113</b>  Pag. 155		
2.5 dCi 4WD	126	10.06	YD25DDTi	<b>KDK-113</b>  Pag. 155		
2.5 dCi 4WD	128	07.05	YD25DDTi	<b>KDK-113</b>  Pag. 155		
<b>NAVARA (D40)</b>						
2.5 dCi	140	03.10		<b>KDK-113</b>  Pag. 155		
<b>NV200</b>						

NEW CODES - NEUE CODES - NOUVEAUX CODES - NUEVOS CODIGOS - NUOVI CODICI

	<b>KW</b>			<b>KDK- KIT CATENA TIMING BELT KIT</b>	<b>KDD- KIT CINGHIA TIMING CHAIN KIT</b> <small>(Nr. of Teeth x Width)</small>	<b>SKD KDD+POMPA ACQUA KDD+WATER PUMP</b>
<b>NV200</b>						
1.5 dci	63	02.10			<b>KDD-114</b>  Pag.123	123x27 <b>SKD-114</b>  Pag. 158
<b>PATROL (K260)</b>						
2.8 TD	85	05.86 → 06.90	RD28T		<b>KDD-N01</b> 09.88 →  Pag.151	149x30
<b>PATROL GR I (Y60)</b>						
2.8 TD (Y60A)	85	09.88 → 06.97	RD28T		<b>KDD-N01</b> →08.94  Pag.151	149x30
					<b>KDD-113</b> 09.94 →  Pag.123	149x30
4.2 D (Y60GR)	85	11.88 → 06.97	TD42		<b>KDD-113</b>  Pag.123	149x30
<b>PATROL GR II (Y61)</b>						
2.8 TD	95	06.97 → 05.00	RD28Ti		<b>KDD-N01</b>  Pag.151	149x30
3.0 DTi	116	05.00	ZD30DDTi	<b>KDK-107</b>  Pag. 154		
3.0 DTi	118	05.00	ZD30DDTi	<b>KDK-107</b>  Pag. 154		
<b>PICK UP/KING CAB (D21)</b>						
2.4 i 12V	91	04.92 → 02.98	KA24E	<b>KDK-108</b>  Pag. 154		
<b>PICK UP/KING CAB/NAVARA (D22)</b>						
2.4 i	88	02.98	KA24E	<b>KDK-108</b>  Pag. 154		
2.4 i 4WD	98	03.02	KA24DE	<b>KDK-104</b>  Pag. 154		
2.5 Di	98	03.02	YD25DDTi	<b>KDK-112</b>  Pag. 154		
<b>PRAIRIE (M10, NM10)</b>						
1.5 S (M10)	55	01.84 → 12.87	E15S		<b>KDD-101</b>  Pag.122	106x19
1.8 SGL (M10)	65	07.83 → 12.85	CA18S		<b>KDD-400B</b>  Pag.133	95x19
1.8 SGL (M10)	66	05.85 → 10.87	CA18S		<b>KDD-400B</b>  Pag.133	95x19
2.0 4x4 (NM10)	68	06.86 → 09.88	CA20S		<b>KDD-106</b>  Pag.122	98x19
<b>PRAIRIE PRO (M11)</b>						
2.0 i	72	10.88 → 04.92	CA20E		<b>KDD-106</b>  Pag.122	98x19
2.4 i	98	04.92 → 07.94	KA24E	<b>KDK-108</b>  Pag. 154		
<b>PRIMASTAR</b>						







	<b>KW</b>			<b>KDK- KIT CATENA TIMING BELT KIT</b>	<b>KDD- KIT CINGHIA TIMING CHAIN KIT</b> <i>(Nr. of Theet x Width)</i>	<b>SKD KDD+POMPA ACQUA KDD+WATER PUMP</b>
<b>PRIMASTAR</b>						
dCi 140	99	07.03	G9U730		<b>KDD-117</b>  Pag.123	89x25
<b>PRIMERA (P10)</b>						
2.0 D	55	01.91 → 01.96	CD20		<b>KDD-192B</b>  Pag.124	76x19 111x25
<b>PRIMERA (P11)</b>						
1.8 16V	84	08.99 → 12.01	QG18DE	<b>KDK-109</b>  Pag. 154		
2.0 TD	66	09.96 → 12.01	CD20T		<b>KDD-192A</b>  Pag.124	79x19 111x25
<b>PRIMERA (P12)</b>						
1.8	85	03.02	QG18DE	<b>KDK-109</b>  Pag. 154		
1.9 dCi	85	08.02			<b>KDD-120</b>  Pag.123	133x26
1.9 dCi	88	04.03			<b>KDD-120</b>  Pag.123	133x26
<b>QASHQAI</b>						
1.5 dCi	78	02.07			<b>KDD-114</b>  Pag.123	123x27 <b>SKD-114</b>  Pag. 158
<b>SERENA (C23M)</b>						
2.0 D	49	11.92	LD20		<b>KDD-N02</b>  Pag.151	141x30
2.3 D	55	01.95	LD23		<b>KDD-112</b>  Pag.123	145x30
<b>SILVIA (S12)</b>						
1.8	90	07.86 → 04.88	CA18ET		<b>KDD-400B</b>  Pag.133	95x19
<b>STANZA (T11)</b>						
1.6	60	08.81 → 12.85	CA16S		<b>KDD-400B</b>  Pag.133	95x19
1.8 SGL	66	03.83 → 12.85	CA18S		<b>KDD-400B</b>  Pag.133	95x19
<b>SUNNY (Y10)</b>						
1.7 D	40	11.90 → 03.00	CD17		<b>KDD-104</b>  Pag.122	117x25.5 76x19
<b>SUNNY I (B11)</b>						
1.3	44	03.82 → 09.87	E13		<b>KDD-100</b>  Pag.122	102x19
1.5	55	03.82 → 10.86	E15S		<b>KDD-101</b>  Pag.122	106x19
1.7 D	40	03.82 → 10.86	CD17		<b>KDD-104</b>  Pag.122	117x25.5 76x19
<b>SUNNY II (B12)</b>						







NEW CODES - NEUE CODES - NOUVEAUX CODES - NUEVOS CODIGOS - NUOVI CODICI

	<b>KW</b>			<b>KDK- KIT CATENA TIMING BELT KIT</b>	<b>KDD- KIT CINGHIA TIMING CHAIN KIT</b> <i>(Nr. of Theet x Width)</i>	<b>SKD KDD+POMPA ACQUA KDD+WATER PUMP</b>
<b>SUNNY II (B12)</b>						
1.8 GTI 16V	92	01.89 → 06.91	CA18D		<b>KDD-108</b>  Pag.122	151x19
<b>SUNNY II (N13)</b>						
1.3	44	07.86 → 10.91	E13S		<b>KDD-100</b>  Pag.122	102x19
1.5	52	06.86 → 10.88	E15S		<b>KDD-101</b>  Pag.122	106x19
1.6 GTI 16V	81	02.87 → 10.88	CA16D		<b>KDD-108</b>  Pag.122	151x19
1.6 i	54	06.86 → 10.90	E16i		<b>KDD-101</b>  Pag.122	106x19
1.7 D	40	06.86 → 05.89	CD17		<b>KDD-104</b>  Pag.122	117x25.5 76x19
<b>SUNNY III (N14)</b>						
1.4 i 16V	64	10.90 → 06.95	GA14DE	<b>KDK-100</b>  Pag. 154		
1.6 i	66	10.90 → 05.95	GA16DE GA16DS GA16DEL	<b>KDK-101</b>  Pag. 154		
1.6 i 16V	75	10.92 → 05.95	GA16DE	<b>KDK-101</b>  Pag. 154		
2.0 D	55	10.90 → 05.95	CD20		<b>KDD-192B</b>  Pag.124	76x19 111x25
<b>TERRANO I (WD21)</b>						
3.0 i 4WD	109	01.90 → 12.95	VG30E		<b>KDD-110</b>  Pag.123	133x25
<b>TERRANO II (R20)</b>						
2.4 4WD	85	05.96 → 01.02	KA24E	<b>KDK-108</b>  Pag. 154		
2.4 4WD	87	05.96	KA24E	<b>KDK-108</b>  Pag. 154		
2.4 i 12V 4WD	91	02.93 → 06.96	KA24E	<b>KDK-108</b> 08.93 →  Pag. 154		
<b>TIIDA (C11X)</b>						
1.5 dCi	78	09.07	K9K 728		<b>KDD-114</b>  Pag.123	123x27 <b>SKD-114</b>  Pag. 158
<b>TRADE</b>						
2.0 D	44	11.86 → 03.93	LD20		<b>KDD-N02</b>  Pag.151	141x30
2.3 D	55	06.96 → 10.01			<b>KDD-112</b>  Pag.123	145x30
<b>URVAN (E23)</b>						
2.3 D	50	11.82 → 05.87	SD23		<b>KDD-112</b>  Pag.123	145x30
2.3 D (E23B)	51	04.85 → 11.88	SD23		<b>KDD-112</b>  Pag.123	145x30

NEW CODES - NEUE CODES - NOUVEAUX CODES - NUEVOS CODIGOS - NUOVI CODICI





# NISSAN

	<b>KW</b>			<b>KDK- KIT CATENA TIMING BELT KIT</b>	<b>KDD- KIT CINGHIA TIMING CHAIN KIT</b> <small>(Nr. of Teeth x Width)</small>	<b>SKD KDD+POMPA ACQUA KDD+WATER PUMP</b>
<b>VANETTE (C22)</b>						
2.0 D (ULC22)	47	10.86 → 12.95	LD20		<b>KDD-N02</b> 141x30 Spagna  Pag.151	
2.0 D (ULC22)	49	10.86 → 12.95	LD20		<b>KDD-N02</b> 141x30  Pag.151	
<b>VANETTE CARGO (HC 23)</b>						
2.3 D	55	01.96	LD23		<b>KDD-112</b> 145x30  Pag.123	

		<b>KW</b>			<b>KDK- KIT CATENA TIMING BELT KIT</b>	<b>KDD- KIT CINGHIA TIMING CHAIN KIT</b> <small>(Nr. of Theet x Width)</small>	<b>SKD KDD+POMPA ACQUA KDD+WATER PUMP</b>
<b>PORTER</b>							
<b>1.0</b>		33	05.95→05.98	CB41		<b>KDD-697</b>  Pag.143	91x19
<b>1.2 D</b>		26	05.95	LDW12		<b>KDD-602</b>  Pag.142	113x25
<b>1.3 i 16V</b>		48	05.98			<b>KDD-611</b>  Pag.143	93x25
<b>1.4 D</b>		28	04.98			<b>KDD-602</b>  Pag.142	113x25











# SHUANGHUAN AUTO



	<b>KW</b>			<b>KDK-</b> KIT CATENA TIMING BELT KIT	<b>KDD-</b> KIT CINGHIA TIMING CHAIN KIT <i>(Nr. of Teeth x Width)</i>	<b>SKD</b> KDD+POMPA ACQUA KDD+WATER PUMP
<b>CEO</b>						
2.4 16V Bi-Fuel	93	06.10			<b>KDD-591</b>  Pag.141	65x13 124x29

NEW CODES - NEUE CODES - NOUVEAUX CODES - NUEVOS CODIGOS - NUOVI CODICI








	<b>KW</b>			<b>KDK- KIT CATENA TIMING BELT KIT</b>	<b>KDD- KIT CINGHIA TIMING CHAIN KIT</b> <i>(Nr. of Teeth x Width)</i>	<b>SKD KDD+POMPA ACQUA KDD+WATER PUMP</b>
<b>CABRIO</b>						
0.6 (S1OLD2)	45	01.01 → 01.04	M 160 E6AL B05	<b>KDK-M00</b>  Pag. 157		
<b>CITY-COUPÉ (MC01)</b>						
0.6	45	01.01 → 01.04	M 160 E6AL B05	<b>KDK-M00</b>  Pag. 157		
0.6	52	06.02 → 01.04	M 160.910	<b>KDK-M00</b>  Pag. 157		
0.6 (S1CLA1)	40	07.98 → 01.04	M 160 E6AL B03	<b>KDK-M00</b>  Pag. 157		
0.6 (S1CLB1)	33	07.98 → 01.04	M 160 E6AL B04	<b>KDK-M00</b>  Pag. 157		
0.8 CDI (S1CLC1)	30	11.99 → 01.04	OM 660 DE 8LA	<b>KDK-M01</b>  Pag. 157		
<b>FORTWO</b>						
0.7 (450.330)	37	01.04	M 160.920	<b>KDK-M00</b>  Pag. 157		

	KW			KDK- KIT CATENA TIMING BELT KIT	KDD- KIT CINGHIA TIMING CHAIN KIT <small>(Nr. of Teeth x Width)</small>	SKD KDD+POMPA ACQUA KDD+WATER PUMP
<b>1800 XT COUPE (XT)</b>						
Turbo 4WD	100	11.84 → 12.90	EA82		<b>KDD-700</b> 98x19 119x19  Pag.144	
<b>FORESTER (SF)</b>						
2.0	90	08.97 → 09.02	EJ20		<b>KDD-703</b> 211x29.6  Pag.144 <b>KDD-703A</b> 211x29.6 EJ20J	
2.0	92	06.98 → 09.02	EJ20		<b>KDD-707</b> 223x27  Pag.144 <b>KDD-703A</b> 211x29.6 EJ20J	
2.0 S Turbo	125	06.98 → 04.01	EJ20		<b>KDD-791E</b> 281x30  Pag.145	
2.0 S Turbo	130	04.01 → 09.02	EJ205		<b>KDD-791E</b> 281x30  Pag.145	
<b>FORESTER (SG)</b>						
2.0	92	09.02	EJ20		<b>KDD-707B</b> 223x27  Pag.144	
2.0 S Turbo	130	09.02	EJ20		<b>KDD-707C</b> 223x27  Pag.144	
<b>FORESTER (SH)</b>						
2.0	110	01.08	EJ20		<b>KDD-791A</b> 281x30  Pag.145	
<b>IMPREZA</b>						
1.5	79	02.08			<b>KDD-791A</b> 281x30  Pag.145	
2.0R	110	08.07			<b>KDD-791A</b> 281x30  Pag.145	
<b>IMPREZA (GC)</b>						
1.6 i	70	06.98 → 12.00	EJ161		<b>KDD-707A</b> 223x27  Pag.144	
1.6 i 4WD	66	08.92 → 12.00	EJ16		<b>KDD-703</b> 211x29.6  Pag.144	
2.0 i 4WD	85	10.95 → 12.00	EJ20		<b>KDD-703</b> 211x29.6  Pag.144	
2.0 i 4WD	92	06.98 → 12.00	EJ20		<b>KDD-707</b> 223x27  Pag.144	
2.0 Turbo GT 4WD	155	03.94 → 12.00	EJ20 (Turbo)		<b>KDD-791E</b> 281x30  Pag.145	
<b>IMPREZA (GD, GG)</b>						
1.6 AWD	70	12.00	EJ16		<b>KDD-707B</b> 223x27  Pag.144	
2.0	92	12.00	EJ20		<b>KDD-707B</b> 223x27  Pag.144	

	<b>KW</b>			<b>KDK- KIT CATENA TIMING BELT KIT</b>	<b>KDD- KIT CINGHIA TIMING CHAIN KIT</b> <small>(Nr. of Theet x Width)</small>	<b>SKD KDD+POMPA ACQUA KDD+WATER PUMP</b>
<b>IMPREZA (GD, GG)</b>						
2.0 WRX STI	195	11.01	EJ207		<b>KDD-791C</b> 281x30 09.02→  Pag.145	
					<b>KDD-791E</b> 281x30  Pag.145	
2.0 WRX Turbo	160	12.00	EJ205		<b>KDD-791C</b> 281x30 09.02→  Pag.145	
					<b>KDD-791B</b> 281x30 →08.02  Pag.145	
2.0 WRX Turbo	165	12.02	EJ205		<b>KDD-791D</b> 281x30  Pag.145	
<b>JUSTY I (KAD)</b>						
1000	37	05.87 → 10.95	EF10		<b>KDD-201A</b> 88x19 08.90→  Pag.124	
1000	40	11.84 → 06.89	EF10		<b>KDD-201A</b> 88x19  Pag.124	
1200	49	05.87 → 10.95	EF12		<b>KDD-702</b> 89x19  Pag.144	
1200 4WD	55	10.90 → 12.94	EF12		<b>KDD-702</b> 89x19  Pag.144	
<b>JUSTY II (JMA, MS)</b>						
1.3 4x4	63	04.01 → 11.03	G13BB		<b>KDD-884</b> 89x25  Pag.146	
1.3 GX 4x4	50	10.95 → 11.03	EF13		<b>KDD-702</b> 89x19  Pag.144	
<b>LEGACY I (BC)</b>						
1.6i 16V	0	02.89			<b>KDD-703</b> 211x29.6  Pag.144	
1800	76	01.89 → 12.93	EJ18 SPI		<b>KDD-703</b> 211x29.6  Pag.144	
2000 4WD	85	08.91 → 07.94	EJ20 EMPI		<b>KDD-703</b> 211x29.6  Pag.144	
2000 Turbo 4WD	147	05.92 → 07.94	EJ20-GN		<b>KDD-791</b> 281x30  Pag.144	
2200 4WD	100	01.89 → 07.94	EJ22 EMPI		<b>KDD-703</b> 211x29.6  Pag.144	
<b>LEGACY II (BD, BG)</b>						
2.0 i 4WD	85	09.94 → 03.99	EJ20		<b>KDD-707</b> 223x27  Pag.144	
2.2 i 4WD	94	09.94 → 03.99	EJ22 EMPI		<b>KDD-707</b> 223x27  Pag.144	
2.2 i 4WD	96	06.96 → 03.99	EJ22 EMPI		<b>KDD-707</b> 223x27  Pag.144	

	<b>KW</b>			<b>KDK- KIT CATENA TIMING BELT KIT</b>	<b>KDD- KIT CINGHIA TIMING CHAIN KIT</b> <small>(Nr. of Theet x Width)</small>	<b>SKD KDD+POMPA ACQUA KDD+WATER PUMP</b>
<b>LEGACY III (BE, BH)</b>						
2.5	115	10.98 → 08.03	EJ25		<b>KDD-707B</b> →05.02  Pag.144	223x27
<b>LEGACY III SW(BE, BH)</b>						
2.0	92	12.98 → 08.03	EJ20		<b>KDD-707A</b>  Pag.144	223x27
<b>LEGACY IV</b>						
2.0	101	09.03	EJ20		<b>KDD-707A</b>  Pag.144	223x27
2.5	121	09.03	EJ25		<b>KDD-707A</b>  Pag.144	223x27
<b>LEONE II</b>						
1.8	77	06.85 → 07.86			<b>KDD-700</b>  Pag.144	98x19 119x19
1800 4WD	66	11.84 → 12.90	EA82		<b>KDD-700</b>  Pag.144	98x19 119x19
1800 4WD Cat.	70	07.86 → 09.91	EA82		<b>KDD-700</b>  Pag.144	98x19 119x19
1800 Turbo 4WD	100	11.84 → 12.90	EA82		<b>KDD-700</b> 01.86→  Pag.144	98x19 119x19
<b>LIBERO (E10, E12)</b>						
1.0 4WD (E10, KJ6)	37	01.83 → 12.87	EF10		<b>KDD-201A</b>  Pag.124	88x19
1.2 4WD (E12, KJ8)	38	08.86 → 02.00	EF12		<b>KDD-704</b>  Pag.144	91x19
1.2 i 4WD (E12, FA)	40	08.91 → 02.00	EF12		<b>KDD-704</b>  Pag.144	91x19
<b>MINIBUS ( EF10 )</b>						
1.0 4WD ( KJ5 )	0	01.86			<b>KDD-201A</b>  Pag.124	88x19
1.0 4WD ( KJ6 )	0	10.83			<b>KDD-201A</b>  Pag.124	88x19
<b>MINIBUS ( EF12 )</b>						
1.2 4WD ( KJ8 )	0	08.86			<b>KDD-201A</b>  Pag.124	88x19
<b>MINIBUS ( EK42 )</b>						
0.7 VAN ( KR3 )	0	01.83			<b>KDD-201A</b>  Pag.124	88x19
<b>OUTBACK (BE, BH)</b>						
2.5	115	10.00 → 08.03	EJ25		<b>KDD-707B</b>  Pag.144	223x27
<b>REX II/ MINI JUMBO</b>						

	<b>KW</b>			<b>KDK- KIT CATENA TIMING BELT KIT</b>	<b>KDD- KIT CINGHIA TIMING CHAIN KIT</b> <small>(Nr. of Theet x Width)</small>	<b>SKD KDD+POMPA ACQUA KDD+WATER PUMP</b>
<b>REX II/ MINI JUMBO</b>						
700	27	08.82 → 06.89	EK42		<b>KDD-201A</b>  Pag.124	88x19
<b>VIVIO</b>						
660 4WD	32	03.92 → 10.95	EN07E		<b>KDD-789</b>  Pag.144	104x16

	<b>KW</b>			<b>KDK- KIT CATENA TIMING BELT KIT</b>	<b>KDD- KIT CINGHIA TIMING CHAIN KIT</b> <small>(Nr. of Theet x Width)</small>	<b>SKD KDD+POMPA ACQUA KDD+WATER PUMP</b>
<b>ALTO I (SS80)</b>						
0.8 (SS80F, SS80G)	29	06.82 → 12.85	F8B		<b>KDD-S01</b>  Pag.152	88x19
<b>ALTO II (EC)</b>						
0.8 (SB308/CA)	29	01.86 → 11.93	F8B		<b>KDD-S01</b>  Pag.152	88x19
<b>ALTO III (EF)</b>						
1.0	39	09.94 → 06.02	G10B		<b>KDD-884</b>  Pag.146	89x25
<b>BALENO (EG)</b>						
1.3	52	09.96 → 05.02	G13BA		<b>KDD-889</b>  Pag.146	97x25
1.3 i 16V	63	07.95 → 05.02	G13B		<b>KDD-889</b>  Pag.146	97x25
1.6 i 16V	72	07.95 → 05.02	G16B		<b>KDD-803</b>  Pag.145	103x25
1.8 GT	89	03.96 → 05.02	J18A	<b>KDK-802</b>  Pag. 156		
1.9 TD	55	04.98 → 05.02			<b>KDD-880A</b>  Pag.146	136x25
<b>BALENO SW(EG)</b>						
1.3 16V	63	03.97 → 05.02	G13BB		<b>KDD-889</b>  Pag.146	97x25
<b>CARRY (FD)</b>						
0.8 (DA21) F8A	29	01.86			<b>KDD-401</b>  Pag.133	84x19
1.3	58	03.99	G13B		<b>KDD-889</b>  Pag.146	97x25
<b>COUPE'</b>						
1.0 (SC100GX) F10A	0	05.79			<b>KDD-401</b>  Pag.133	84x19
<b>GRAND VITARA</b>						
1.9 DDiS	95	10.05			<b>KDD-120</b>  Pag.123	133x26
2.0 4 ruote motrici	103	10.05	J20A	<b>KDK-802</b>  Pag. 156		
<b>GRAND VITARA (FT, GT)</b>						
1.6	69	03.98	G16B		<b>KDD-803</b>  Pag.145	103x25
2.0	94	03.98	J20A	<b>KDK-802</b>  Pag. 156		
2.0 HDI 110	80	07.01	RHW		<b>KDD-883</b> →10.03  Pag.146 <b>KDD-812</b> 06.03→09.05  Pag.146	141x25  144x26










	KW			KDK- KIT CATENA TIMING BELT KIT	KDD- KIT CINGHIA TIMING CHAIN KIT <i>(Nr. of Teeth x Width)</i>	SKD KDD+POMPA ACQUA KDD+WATER PUMP
<b>GRAND VITARA (FT, GT)</b>						
2.0 TD Intercooler	64	03.98	RF		<b>KDD-808</b>  Pag.145	162x25
<b>IGNIS II</b>						
1.3 DDIS	51	09.03	Z13DT	<b>KDK-801-8</b>  Pag. 156		
<b>JIMNY (FJ)</b>						
1.3 16V	59	09.98	G13BB		<b>KDD-889</b>  Pag.146	97x25
1.5 DDIS 4WD	48	12.03	K9K 700		<b>KDD-114</b>  Pag.123	123x27 <b>SKD-114</b>  Pag. 158
1.5 DDIS 4x4	63	08.05	K9K 266		<b>KDD-114</b>  Pag.123	123x27 <b>SKD-114</b>  Pag. 158
<b>LIANA (ER)</b>						
1.4 DDIS	66	03.05	8HY		<b>KDD-818</b>  Pag.146	135x25
<b>LJ 80</b>						
0.8	29	01.80 → 01.84	F8A		<b>KDD-401</b>  Pag.133	84x19
<b>SAMURAI (SJ)</b>						
1.3 (SJ 413)	44	11.88	G13A		<b>KDD-S06</b> SJ50/70  Pag.152	88x19
					<b>KDD-S05</b> SJ70  Pag.152	89x18.8
1.3 (SJ 413)	47	11.88	G13A		<b>KDD-S06</b> SJ50/70  Pag.152	88x19
					<b>KDD-S05</b> SJ70  Pag.152	89x18.8
1.3 (SJ 413)	51	11.88	G13BA		<b>KDD-S06</b> SJ50/70  Pag.152	88x19
<b>SANTANA</b>						
1.0 ( SJ410 ) F10A MADE IN SPAIN	0	04.82 → 03.88			<b>KDD-S04</b>  Pag.152	95x19
1.3 ( SJ413 )	0	01.85			<b>KDD-S05</b>  Pag.152	89x18.8
<b>SJ 410</b>						










	<b>KW</b>			<b>KDK- KIT CATENA TIMING BELT KIT</b>	<b>KDD- KIT CINGHIA TIMING CHAIN KIT</b> <i>(Nr. of Teeth x Width)</i>	<b>SKD KDD+POMPA ACQUA KDD+WATER PUMP</b>
<b>SJ 410</b>						
1.0	33	09.81 → 12.88	F10A		<b>KDD-S03</b> 84x19 →12.84  Pag.152	
					<b>KDD-S01</b> 88x19 01.85→  Pag.152	
					<b>KDD-S02</b> 89x18.8 01.85→  Pag.152	
<b>SJ 413</b>						
1.3	44	08.86 → 08.90	G13A		<b>KDD-S05</b> 89x18.8  Pag.152	
					<b>KDD-S06</b> 88x19 11.88→  Pag.152	
1.3	47	09.84 → 12.88	G13A		<b>KDD-S05</b> 89x18.8  Pag.152	
					<b>KDD-S06</b> 88x19 11.88→  Pag.152	
<b>SUPER CARRY ( SK410 )</b>						
1.0 ( F10A )	33	01.86			<b>KDD-S01</b> 88x19  Pag.152	
<b>SUPER CARRY (ED)</b>						
1.0	31	10.92 → 03.99	F10A		<b>KDD-S01</b> 88x19  Pag.152	
1.0	33	10.85 → 03.99	F10A		<b>KDD-S01</b> 88x19  Pag.152	
<b>SWIFT (SF413)</b>						
1.3 (SF413, AK35)	50	09.91 → 10.96	G13BA		<b>KDD-S05</b> 89x18.8  Pag.152	
<b>SWIFT I (AA)</b>						
1.0 (SA310, AA41/43)	37	10.83 → 03.89	G10A G10		<b>KDD-S05</b> 89x18.8  Pag.152	
1.3 (SA413, AA51)	50	10.84 → 03.89	G13A		<b>KDD-S05</b> 89x18.8  Pag.152	
1.3 (SA413, AA51/53)	54	10.84 → 03.89	G13A		<b>KDD-S05</b> 89x18.8  Pag.152	
1.3 (SA413, AA53)	47	08.86 → 03.89	G13A		<b>KDD-S05</b> 89x18.8  Pag.152	
1.3 GTi/GXi (SA413, AA33)	74	08.86 → 03.89	G13B		<b>KDD-801</b> 119x19  Pag.145	
<b>SWIFT II (AH, AJ)</b>						
1.3 (SF413, AH35)	52	03.89 → 12.91	G13A		<b>KDD-S05</b> 89x18.8  Pag.152	



	KW			KDK- KIT CATENA TIMING BELT KIT	KDD- KIT CINGHIA TIMING CHAIN KIT <i>(Nr. of Teeth x Width)</i>	SKD KDD+POMPA ACQUA KDD+WATER PUMP
<b>SWIFT II (AH, AJ)</b>						
1.3 (SF413, AH35, MA)	50	03.89 → 05.01	G13A		<b>KDD-S05</b> 89x18.8  Pag.152 <b>KDD-803</b> 103x25 11.96 →  Pag.145	
1.6 (SF416, AH14)	70	11.89 → 12.91	G16B		<b>KDD-803</b> 103x25  Pag.145	
1.6 i (SF416, AH14)	68	01.90 → 05.01	G16B		<b>KDD-803</b> 103x25  Pag.145	
<b>SWIFT II (EA, MA)</b>						
1.0 (SF310, AA44)	37	03.89 → 05.01	G10A		<b>KDD-879</b> 97x18.8 147247  Pag.146 <b>KDD-406A</b> 97x19 →05.96	
1.0 i (SF310, AA44)	39	09.91 → 05.01	G10A		<b>KDD-406A</b> 97x19 →05.96	
1.0 i (SF310, AA44)	40	03.89 → 12.91	G10A		<b>KDD-879</b> 97x18.8 147247  Pag.146 <b>KDD-406A</b> 97x19	
1.3 GTi (SF413, AA34)	74	03.89 → 05.01	G13B		<b>KDD-804</b> 119x25  Pag.145	
<b>SWIFT III (SG)</b>						
1.3 DDiS	51	08.05	Z13DT	<b>KDK-801-8</b>  Pag. 156		
1.3 DDiS	55	08.05	D13A Z13DTJ	<b>KDK-801-8</b>  Pag. 156		
1.6	92	05.06	M16A		<b>KDD-803</b> 103x25  Pag.145	
<b>SX4</b>						
1.6 DDiS	66	04.07	9HX		<b>KDD-811</b> 190x24  Pag.145	
1.9 DDiS	88	06.06	D19AA		<b>KDD-811</b> 190x24  Pag.145	
2.0 DDiS	99	07.09	D20AA		<b>KDD-811</b> 190x24  Pag.145	
<b>VITARA (ET, TA)</b>						
1.6 (ET)	60	07.88 → 12.91	G16A		<b>KDD-S04</b> 95x19  Pag.152	
1.6 (TA)	59	07.88 → 03.98	G16A		<b>KDD-S04</b> 95x19  Pag.152	
1.6 16V (ET)	71	07.90 → 03.98	G16B		<b>KDD-803</b> 103x25  Pag.145	
1.9 D (ET)	50	01.95 → 03.98	XUD9A		<b>KDD-880A</b> 136x25  Pag.146	
1.9 D (ET)	55	08.96 → 03.98	XUD9SD		<b>KDD-880A</b> 136x25  Pag.146	

NEW CODES - NEUE CODES - NOUVEAUX CODES - NUEVOS CODIGOS - NUOVI CODICI

	<b>KW</b>			<b>KDK- KIT CATENA TIMING BELT KIT</b>	<b>KDD- KIT CINGHIA TIMING CHAIN KIT</b> <small>(Nr. of Teeth x Width)</small>	<b>SKD KDD+POMPA ACQUA KDD+WATER PUMP</b>
<b>VITARA (ET, TA)</b>						
2.0 16V (ET)	97	12.96 → 03.98	J20A	<b>KDK-800</b>  Pag. 156		
2.0 TD (ET)	52	12.94 → 03.98	RF		<b>KDD-808</b> 162x25 01.98 →  Pag.145	
2.0 TD Intercooler (ET)	64	12.95 → 03.98	RF		<b>KDD-808</b> 162x25 01.98 →  Pag.145	
<b>WAGON R+ (MM)</b>						
1.3	56	05.00	G13BB		<b>KDD-889</b> 97x25  Pag.146	
1.3 DDiS	51	09.03	Z13DT	<b>KDK-801-8</b>  Pag. 156		
<b>X-90 (EL)</b>						
1.6 i 16V	71	09.95	G16B		<b>KDD-803</b> 103x25  Pag.145	

		KW			KDK- KIT CATENA TIMING BELT KIT	KDD- KIT CINGHIA TIMING CHAIN KIT <i>(Nr. of Teeth x Width)</i>	SKD KDD+POMPA ACQUA KDD+WATER PUMP
<b>2000 D</b>							
2.0 D		0				<b>KDD-003</b>  Pag.121	136x25
<b>2000 TD</b>							
2.0 TD		0				<b>KDD-003</b>  Pag.121	136x25
<b>ARIA</b>							
2.2 Dicor		110	06.11			<b>KDD-575A</b>  Pag.140	153x24.7
<b>INDIGO</b>							
1.4		62	01.03			<b>KDD-013</b>	106x24
<b>SAFARI</b>							
1.9 D		66	04.00	483 DL		<b>KDD-004</b>  Pag.121	136x25
2.0 TD 4X4 (403.001)		0	02.01			<b>KDD-004</b>  Pag.121	136x25
2.2 TDiC		103	07.06			<b>KDD-575A</b>  Pag.140	153x24.7
<b>VISTA</b>							
1.4		55	06.10			<b>KDD-011</b>	129x22
<b>XENON</b>							
2.2 DICOR		103	01.09			<b>KDD-575A</b>  Pag.140	153x24.7

	<b>KW</b>			<b>KDK- KIT CATENA TIMING BELT KIT</b>	<b>KDD- KIT CINGHIA TIMING CHAIN KIT</b> <small>(Nr. of Theet x Width)</small>	<b>SKD KDD+POMPA ACQUA KDD+WATER PUMP</b>
<b>4 RUNNER</b>						
3.0 Turbo-D	92	11.95	1KZ-T		<b>KDD-288B</b>  Pag.128	102x25
<b>4 RUNNER (_N130)</b>						
2.4 TD 4x4	66	08.89 → 11.95	2L-T		<b>KDD-T01</b>  Pag.152	129x31
3.0 Turbo-D (KZN 130)	92	10.93 → 03.96	1KZ-T		<b>KDD-288B</b>  Pag.128	102x25
3.0 V6 (VZN 130)	105	07.90 → 11.95	3VZ-E		<b>KDD-220</b> →08.92  Pag.126 <b>KDD-220A</b> 09.92→  Pag.126	193x36 193x36
3.4 i 4x4	136	11.95 → 03.96	5VZ-FE		<b>KDD-230</b>  Pag.127	191x36
<b>AVENSIS (T25)</b>						
2.0 D-4D	85	04.03	1CD-FTV		<b>KDD-205</b>  Pag.125	178x25 <b>SKD-205</b>  Pag. 158
<b>AVENSIS (_T22_)</b>						
1.6 (AT220_)	74	09.97 → 10.00	4A-FE		<b>KDD-227</b>  Pag.127	117x21
1.6 (AT220_)	81	09.97 → 10.00	4A-FE		<b>KDD-227</b>  Pag.127	117x21
1.8 (AT221_)	81	09.97 → 10.00	7A-FE		<b>KDD-226</b>  Pag.127	121x21
2.0 (ST220_)	94	09.97 → 10.00	3S-FE		<b>KDD-211</b>  Pag.125	163x27 <b>SKD-211</b>  Pag. 158
2.0 D-4D (CDT220_)	81	10.99 → 02.03	1CD-FTV		<b>KDD-205</b>  Pag.125	178x25 <b>SKD-205</b>  Pag. 158
2.0 TD (CT220_)	66	09.97 → 02.03	2C-TE		<b>KDD-297A</b>  Pag.128	177x25 <b>SKD-297A</b>  Pag. 158
<b>AVENSIS VERSO</b>						
2.0 D-4D	85	08.01	1CD-FTV		<b>KDD-205</b>  Pag.125	178x25 <b>SKD-205B</b>  Pag. 158
<b>AYGO</b>						
1.0	50	07.05	1KR-FE	<b>KDK-209</b>  Pag. 156		
1.4 HDi	40	07.05	2WZ-TV		<b>KDD-318</b>  Pag.130	144x25
<b>CAMRY (V1)</b>						
1.8 Turbo-D	54	10.84 → 01.88	1C-TL		<b>KDD-297A</b>  Pag.128	177x25 <b>SKD-297A</b>  Pag. 158
2.0	73	04.86 → 01.88	2S-ELC		<b>KDD-204</b>  Pag.124	139x25
<b>CAMRY (_V1_)</b>						
2.2 (SXV10)	100	06.91 → 08.96	5S-FE		<b>KDD-211</b>  Pag.125	163x27

	<b>KW</b>			<b>KDK- KIT CATENA TIMING BELT KIT</b>	<b>KDD- KIT CINGHIA TIMING CHAIN KIT</b> <i>(Nr. of Teeth x Width)</i>	<b>SKD KDD+POMPA ACQUA KDD+WATER PUMP</b>
<b>CAMRY (_V1_)</b>						
3.0 (VCV10)	138	06.91 → 08.96	3VZ-FE		<b>KDD-225</b>  Pag.127	191x32
<b>CAMRY (_V20)</b>						
3.0 24V (MCV20_)	140	08.96 → 11.01	1MZ-FE		<b>KDD-286A</b>  Pag.128	143x25
<b>CAMRY (_V2_)</b>						
1.8 i (SV20_)	66	10.86 → 08.88	1S-L		<b>KDD-204</b>  Pag.124	139x25
2.0 (SV21_, SV25_)	94	11.86 → 05.91	3S-FE		<b>KDD-204</b>  Pag.124	139x25
2.0 Gli 16V (SV21_, SV25_)	89	11.86 → 05.91	3S-FE		<b>KDD-204</b> 2SEL  Pag.124	139x25
2.0 Turbo-D (CV20_)	62	11.86 → 05.91	2C-T		<b>KDD-297A</b>  Pag.128	177x25 <b>SKD-297A</b>  Pag. 158
2.5 V6 GXI (VZV21_)	118	02.88 → 05.91	2VZ-FE		<b>KDD-213</b>  Pag.125	179x32
<b>CAMRY (_V30)</b>						
3.0 V6	137	11.01	1MZ-FE		<b>KDD-214B</b>  Pag.126	211x32
<b>CARINA (TA4L, TA6_L)</b>						
1.8 D	48	04.82 → 09.83	1C		<b>KDD-297A</b>  Pag.128	177x25 <b>SKD-297A</b>  Pag. 158
<b>CARINA E (_T19_)</b>						
1.6 (AT190)	73	12.93 → 09.97	4A-FE		<b>KDD-227</b>  Pag.127	117x21
1.6 (AT190)	85	12.93 → 09.97	4A-FE		<b>KDD-227</b>  Pag.127	117x21
1.6 GLI (AT190)	79	04.92 → 09.97	4A-FE		<b>KDD-227</b>  Pag.127	117x21
1.8 (AT191)	79	01.95 → 09.97	7A-FE		<b>KDD-226</b>  Pag.127	121x21
2.0 D (CT190)	54	04.92 → 01.96	2C		<b>KDD-297A</b>  Pag.128	177x25 <b>SKD-297A</b>  Pag. 158
2.0 GLI (ST191)	98	04.92 → 09.97	3S-FE		<b>KDD-211</b>  Pag.125	163x27 <b>SKD-211</b>  Pag. 158
2.0 GTi (ST191)	116	04.92 → 02.94	3S-GE		<b>KDD-216A</b>  Pag.126	178x25
2.0 GTi 16V (ST191_)	129	03.94 → 09.97	3S-GE		<b>KDD-221</b>  Pag.126	177x25
2.0 i (ST191)	93	12.93 → 09.97	3S-FE		<b>KDD-211</b>  Pag.125	163x27 <b>SKD-211</b>  Pag. 158
2.0 TD (CT190)	61	01.96 → 09.97	2C-T		<b>KDD-297A</b>  Pag.128	177x25 <b>SKD-297A</b>  Pag. 158
<b>CARINA II (_T15_)</b>						
1.6 (AT151)	62	10.83 → 11.87	4A-L		<b>KDD-201C</b>  Pag.124	88x19

NEW CODES - NEUE CODES - NOUVEAUX CODES - NUEVOS CODIGOS - NUOVI CODICI

	KW			KDK- KIT CATENA TIMING BELT KIT	KDD- KIT CINGHIA TIMING CHAIN KIT <i>(Nr. of Theet x Width)</i>	SKD KDD+POMPA ACQUA KDD+WATER PUMP
<b>CARINA II (_T15_)</b>						
1.6 (AT151)	63	10.86 → 11.87	4A-L		<b>KDD-201C</b>  Pag.124 88x19	
1.8 GLI (ST150)	74	10.83 → 11.87	1S-L		<b>KDD-204</b>  Pag.124 139x25	
2.0 D	50	02.84 → 05.88	2C-L		<b>KDD-297A</b>  Pag.128 177x25	<b>SKD-297A</b>  Pag. 158
<b>CARINA II (_T17_)</b>						
1.6 (AT171)	66	12.87 → 11.89	4A-F		<b>KDD-215A</b>  Pag.126 94x19	
1.6 (AT171)	72	12.87 → 03.92	4A-FE		<b>KDD-215A</b>  Pag.126 94x19	
1.6 (AT171)	75	12.87 → 03.92	4A-FE		<b>KDD-215A</b>  Pag.126 94x19	
2.0 D	54	03.88 → 06.93	2C-L		<b>KDD-297A</b>  Pag.128 177x25	<b>SKD-297A</b>  Pag. 158
2.0 GLI (ST171)	89	12.87 → 03.92	3S-FE		<b>KDD-211</b>  Pag.125 163x27	<b>SKD-211</b>  Pag. 158
<b>CARINA SW(TA4K, TA6K)</b>						
1.8 D	48	04.82 → 09.83	1C		<b>KDD-297A</b>  Pag.128 177x25	<b>SKD-297A</b>  Pag. 158
<b>CELICA (ST16_)</b>						
1.6 GT 16V	91	04.86 → 08.89	4A-GEL		<b>KDD-212</b>  Pag.125 113x19	
2.0	110	01.87 → 08.90	3S-GEL		<b>KDD-216B</b>  Pag.126 178x25	
<b>CELICA (T16F)</b>						
2.0 Turbo 4x4	136	03.88 → 08.90	3S-GTE		<b>KDD-216B</b>  Pag.126 178x25	
<b>CELICA (_T18_)</b>						
1.6 STI (AT180)	77	10.89 → 01.94	4A-FE		<b>KDD-215A</b>  Pag.126 94x19	
2.0 GTi (ST182)	115	05.91 → 01.94	3S-GE		<b>KDD-216A</b>  Pag.126 178x25	
2.0 Turbo 4WD (ST185)	150	10.89 → 01.94	3S-GTE		<b>KDD-216C</b> →07.91  Pag.126 178x25 <b>KDD-216A</b> 178x25 08.91→  Pag.126	
2.0 Turbo 4WD (ST185)	153	10.89 → 01.94	3S-GTE		<b>KDD-216C</b> →07.91  Pag.126 178x25 <b>KDD-216A</b> 178x25 08.91→  Pag.126	
<b>CELICA (_T20_)</b>						
1.8 i 16V (AT200/ST)	85	11.93 → 11.99	7A-FE		<b>KDD-226</b>  Pag.127 121x21	

NEW CODES - NEUE CODES - NOUVEAUX CODES - NUEVOS CODIGOS - NUOVI CODICI

	<b>KW</b>			<b>KDK- KIT CATENA TIMING BELT KIT</b>	<b>KDD- KIT CINGHIA TIMING CHAIN KIT</b> <i>(Nr. of Teeth x Width)</i>	<b>SKD KDD+POMPA ACQUA KDD+WATER PUMP</b>
<b>CELICA (_T20_)</b>						
2.0 i 16V	125	04.96 → 11.99	3S-GE		<b>KDD-221</b> 177x25  Pag.126	
2.0 i 16V	125	04.96 → 11.99	3S-GE		<b>KDD-221</b> 177x25  Pag.126	
2.0 i 16V (ST202/GT)	129	11.93 → 11.99	3S-GE		<b>KDD-221</b> 177x25 03.94 →  Pag.126	
2.0 i Turbo 4WD (ST205)	178	02.94 → 11.99	3S-GTE		<b>KDD-221</b> 177x25 05.94 →  Pag.126	
<b>COROLLA (_E10_)</b>						
1.3 12V (EE100_)	53	07.92 → 04.97	2E		<b>KDD-228</b> 124x26  Pag.127	
1.3 XLI 16V (EE101)	65	07.92 → 09.95	4E-FE		<b>KDD-228</b> 124x26  Pag.127	
1.6 Si (AE101_)	84	09.95 → 04.97	4A-FE		<b>KDD-227</b> 117x21  Pag.127	
2.0 D (CE100_)	53	07.92 → 04.97	2C		<b>KDD-297A</b> 177x25  Pag.128	<b>SKD-297A</b>  Pag. 158
<b>COROLLA (_E11_)</b>						
1.3 16V	63	01.97 → 12.00			<b>KDD-228</b> 124x26  Pag.127	
1.4 (EE111_)	63	04.97 → 02.00	4E-FE		<b>KDD-228</b> 124x26  Pag.127	
1.4 16V (ZZE111_)	71	02.00 → 01.02	4ZZ-FE	<b>KDK-201</b>  Pag. 155		
1.6 (AE111_)	81	04.97 → 02.00	4A-FE		<b>KDD-227</b> 117x21  Pag.127	
1.6 16V (ZZE112_)	81	02.00 → 01.02	3ZZ-FE	<b>KDK-201</b>  Pag. 155		
1.6 Aut. (AE111_)	79	04.97 → 02.00	4A-FE		<b>KDD-227</b> 117x21  Pag.127	
1.9 D (WZE110_)	51	02.00 → 01.02	1WZ		<b>KDD-231</b>  Pag.127	
2.0 D (CE110_)	53	04.97 → 02.00	2C-E		<b>KDD-297A</b> 177x25  Pag.128	<b>SKD-297A</b>  Pag. 158
2.0 D-4D	66	09.00 → 01.02	1CD-FTV		<b>KDD-205</b> 178x25  Pag.125	<b>SKD-205B</b>  Pag. 158
<b>COROLLA (_E12U_)</b>						
1.4 VVT-i	71	01.02	4ZZ-FE	<b>KDK-201</b>  Pag. 155		
1.6 VVT-i	81	01.02	3ZZ-FE	<b>KDK-201</b>  Pag. 155		
1.8 VVTL-i TS	141	01.02	2ZZ-GE	<b>KDK-204</b>  Pag. 155		
2.0 D-4D	66	01.02	1CD-FTV		<b>KDD-205</b> 178x25  Pag.125	<b>SKD-205B</b>  Pag. 158

	KW			KDK- KIT CATENA TIMING BELT KIT	KDD- KIT CINGHIA TIMING CHAIN KIT <small>(Nr. of Teeth x Width)</small>	SKD KDD+POMPA ACQUA KDD+WATER PUMP
<b>COROLLA (_E12U_)</b>						
2.0 D-4D	81	01.02	1CD-FTV		<b>KDD-205</b>  Pag.125	178x25 <b>SKD-205B</b>  Pag. 158
2.0 D-4D	85	05.03	1CD-FTV		<b>KDD-205</b>  Pag.125	178x25 <b>SKD-205B</b>  Pag. 158
<b>COROLLA (_E7_)</b>						
1.8 D (CE70)	43	01.83 → 09.83	1C		<b>KDD-297A</b>  Pag.128	177x25 <b>SKD-297A</b>  Pag. 158
<b>COROLLA (_E8_)</b>						
1.3 (AE80)	51	06.83 → 10.84	2A-L		<b>KDD-201C</b>  Pag.124	88x19
1.3 (AE80/EE80)	55	10.84 → 08.87	2E-LC 2E-L		<b>KDD-207</b>  Pag.125	123x20
1.6	54	12.85 → 05.88	4A-LC		<b>KDD-201C</b>  Pag.124	88x19
1.6 (AE82)	53	08.85 → 08.87	4A-LC		<b>KDD-201C</b>  Pag.124	88x19
1.6 (AE82)	62	06.83 → 08.87	4A-L		<b>KDD-201C</b>  Pag.124	88x19
1.8 D	43	06.83 → 05.88	1C		<b>KDD-297A</b>  Pag.128	177x25 <b>SKD-297A</b>  Pag. 158
<b>COROLLA (_E9_)</b>						
1.3 i (EE90)	55	08.87 → 12.92	2E 2E-E		<b>KDD-210</b>  Pag.125	123x24
1.6 (AE92)	66	08.87 → 12.89	4A-F		<b>KDD-215A</b>  Pag.126	94x19
1.6 GL 4x4	70	10.87 → 08.90	4A-F		<b>KDD-215A</b>  Pag.126	94x19
1.6 i	77	11.89 → 06.93	4A-FE		<b>KDD-215A</b>  Pag.126	94x19
1.6 i 4WD	77	10.87 → 08.90	4A-FE		<b>KDD-215A</b>  Pag.126	94x19
1.8 D	47	07.87 → 06.93	1C		<b>KDD-297A</b>  Pag.128	177x25 <b>SKD-297A</b>  Pag. 158
1.8 D	49	11.89 → 06.93	1C		<b>KDD-297A</b>  Pag.128	177x25 <b>SKD-297A</b>  Pag. 158
<b>COROLLA Verso</b>						
1.8	95	04.04	1ZZ-FE	<b>KDK-200</b>  Pag. 155		
2.0 D-4D	85	04.04	1CD-FTV		<b>KDD-205</b>  Pag.125	178x25 <b>SKD-205</b>  Pag. 158
<b>COROLLA Verso (_E12J_)</b>						
1.4 VVT-i	71	01.02 → 05.04	4ZZ-FE	<b>KDK-201</b>  Pag. 155		
1.6 VVT-i	81	01.02 → 05.04	3ZZ-FE	<b>KDK-201</b>  Pag. 155		
1.8 VVT-i	99	01.02 → 05.04	1ZZ-FE	<b>KDK-200</b>  Pag. 155		



	<b>KW</b>			<b>KDK- KIT CATENA TIMING BELT KIT</b>	<b>KDD- KIT CINGHIA TIMING CHAIN KIT</b> <i>(Nr. of Teeth x Width)</i>	<b>SKD KDD+POMPA ACQUA KDD+WATER PUMP</b>
<b>COROLLA Verso (_E12J_)</b>						
2.0 D-4D	66	01.02 → 05.04	1CD-FTV		<b>KDD-205</b>  Pag.125	178x25 <b>SKD-205B</b>  Pag. 158
<b>CRESSIDA (_X6_)</b>						
2.0 GLI	80	11.82 → 12.84	1G-E		<b>KDD-296</b>  Pag.128	111x25
2.2 D (LX60)	49	09.80 → 07.84	L		<b>KDD-206B</b>  Pag.125	130x25
2.4 D	63	08.84			<b>KDD-206B</b>  Pag.125	130x25
2.4 TD	66	05.85 → 09.88	2L-T		<b>KDD-206B</b>  Pag.125	130x25
2.8	106	05.85 → 09.88	5M-E		<b>KDD-200</b>  Pag.124	142x25
<b>CRESSIDA SW(X6K)</b>						
2.2 D	49	06.81 → 03.85	L		<b>KDD-202</b> 05.82 →  Pag.124	127x25
<b>CROWN (_S1_)</b>						
2.0	0	01.85			<b>KDD-296</b>  Pag.128	111x25
2.2 D (LS110_)	53	04.80 → 07.83	L		<b>KDD-202</b> 06.82 →  Pag.124	127x25
2.8 i Super Saloon (S12)	125	02.84 → 03.85	5M-GE		<b>KDD-200</b>  Pag.124	142x25
<b>DYNA</b>						
2.4 D	55	08.77 → 02.79			<b>KDD-T03</b>  Pag.152	130x25
2.4 D	55	09.84 → 08.87	2J		<b>KDD-T03</b>  Pag.152	130x25
<b>DYNA ( 3L )</b>						
2.8 D ( LY60/61 )	60	01.88 → 12.94			<b>KDD-T01</b>  Pag.152	129x31
<b>DYNA 100 ( 2Y )</b>						
2.4 D ( LH80-LH81 )	69	08.87 → 04.95			<b>KDD-206C</b>  Pag.125	130x25
<b>DYNA 150 ( 3L / 5L )</b>						
2.8 D ( LY211 / LY212 )	0	05.95 → 11.97			<b>KDD-T01</b>  Pag.152	129x31
<b>DYNA D ( 2L )</b>						
2.8 D ( LY100 )	53	01.95			<b>KDD-T01</b>  Pag.152	129x31
<b>DYNA D ( 3B )</b>						
3.0 D (BU)	0	08.80			<b>KDD-T01</b> 05.98 →  Pag.152	129x31
<b>HIACE I (_H_)</b>						

NEW CODES - NEUE CODES - NOUVEAUX CODES - NUEVOS CODIGOS - NUOVI CODICI



















	<b>KW</b>			<b>KDK- KIT CATENA TIMING BELT KIT</b>	<b>KDD- KIT CINGHIA TIMING CHAIN KIT</b> <small>(Nr. of Teeth x Width)</small>	<b>SKD KDD+POMPA ACQUA KDD+WATER PUMP</b>
<b>HIACE I (_H_)</b>						
2.2 D (LH20-30)	46	01.79 → 03.83	L		<b>KDD-T03</b>  Pag.152	130x25
<b>HIACE II (H5_)</b>						
2.2 D	49	03.83 → 11.89	L		<b>KDD-T03</b>  Pag.152	130x25
2.4 D	55	05.84 → 11.89	2L		<b>KDD-T03</b>  Pag.152	130x25
<b>HIACE III (_H10_)</b>						
2.4 D	57	10.93 → 08.95	2L		<b>KDD-T01</b>  Pag.152	129x31
2.4 Diesel	55	02.90 → 08.95	2L		<b>KDD-T01</b>  Pag.152	129x31
<b>HIACE IV (_H1_, _H2_)</b>						
2.4 TD (LXH12_, LXH22_)	66	08.95	2L-T		<b>KDD-T01</b>  Pag.152	129x31
2.4 TD (LXH12_, LXH22_)	66	08.95	2L-T		<b>KDD-T01</b>  Pag.152	129x31
2.5 D-4D	65	11.01	2KD-FTV		<b>KDD-889B</b>  Pag.146 <b>KDD-889C</b>  Pag.147	97x25 97x25
2.5 D-4D	75	11.01	2KD-FTV		<b>KDD-889B</b>  Pag.146 <b>KDD-889C</b>  Pag.147	97x25 97x25
<b>HILUX Pick-up</b>						
2.5 D	88	12.07	2KD-FTV		<b>KDD-889B</b>  Pag.146 <b>KDD-889C</b>  Pag.147	97x25 97x25
3.0 D 4x4	126	12.07	1KD-FTV		<b>KDD-889B</b>  Pag.146 <b>KDD-889C</b>  Pag.147	97x25 97x25
<b>HILUX Pick-up (_N_)</b>						
2.4 D	55	07.98 → 01.02	2L		<b>KDD-T01</b>  Pag.152	129x31
2.4 D	61	08.88	2L		<b>KDD-T01</b>  Pag.152	129x31
2.4 i 4WD	103	08.97	2RZ-FE		<b>KDD-T01</b>  Pag.152	129x31
2.4 i 4WD	84	06.89	22R		<b>KDD-T03</b>  Pag.152	130x25
2.4 i 4WD	84	06.89	22RE		<b>KDD-T03</b>  Pag.152	130x25
2.4 TD 4WD	66	08.98 → 01.02	2L-T		<b>KDD-T01</b>  Pag.152	129x31

	<b>KW</b>			<b>KDK- KIT CATENA TIMING BELT KIT</b>	<b>KDD- KIT CINGHIA TIMING CHAIN KIT</b> <i>(Nr. of Teeth x Width)</i>	<b>SKD KDD+POMPA ACQUA KDD+WATER PUMP</b>
<b>HILUX Pick-up (_N_)</b>						
2.5 D-4D	65	11.01	2KD-FTV		<b>KDD-889B</b> 97x25  Pag.146 <b>KDD-889C</b> 97x25  Pag.147	
2.5 D-4D 4WD	75	11.01	2KD-FTV		<b>KDD-889B</b> 97x25  Pag.146 <b>KDD-889C</b> 97x25  Pag.147	
<b>LAND CRUISER (J12)</b>						
3.0 D-4D (KDJ120)	120	01.03	1KD-FTV		<b>KDD-889B</b> 97x25  Pag.146 <b>KDD-889C</b> 97x25  Pag.147	
3.0 D-4D (KDJ120)	122	08.04	1KD-FTV		<b>KDD-889B</b> 97x25  Pag.146 <b>KDD-889C</b> 97x25  Pag.147	
3.0 D-4D (KDJ120)	127	01.07	1KD-FTV		<b>KDD-889C</b> 97x25  Pag.147 <b>KDD-889B</b> 97x25  Pag.146	
<b>LAND CRUISER (_J7_)</b>						
2.4 D (LJ70_)	53	11.84 → 10.85	2L		<b>KDD-T03</b> 130x25  Pag.152	
2.4 TD (LJ70)	66	01.90 → 05.93	2L-T		<b>KDD-T01</b> 129x31  Pag.152	
2.4 TD (LJ70_, LJ73_)	63	10.85 → 05.90	2L-T		<b>KDD-T03</b> 130x25  Pag.152	
3.0 TD (KZJ70_, KZJ73_, KZJ77_)	92	05.93 → 05.96	1KZ-T		<b>KDD-288B</b> 102x25  Pag.128	
3.5 D	85	01.90 → 12.93	1PZ		<b>KDD-222</b> 94x25  Pag.127	
4.2 TD (HZJ7__V)	96	01.90	1H-Z		<b>KDD-222</b> 94x25  Pag.127	
<b>LAND CRUISER 100 (_J10_)</b>						
4.2 TD (HDJ100_)	150	01.98	1HD-FTE		<b>KDD-283</b> 105x25  Pag.128	
<b>LAND CRUISER 80 (_J8_)</b>						
4.2 D (HZJ80_)	99	01.90 → 12.97	1H-Z		<b>KDD-222</b> 94x25  Pag.127	
4.2 TD (HDJ80)	118	10.92 → 12.97	1HD-T		<b>KDD-222</b> 94x25  Pag.127	
4.2 TD (HDJ80)	123	01.90 → 12.97	1HD-T		<b>KDD-222</b> 94x25  Pag.127	
4.2 TD 24V (HDJ80_)	125	03.95 → 12.97	1HD-FT		<b>KDD-283</b> 105x25  Pag.128	
<b>LAND CRUISER 90 (_J9_)</b>						

	<b>KW</b>			<b>KDK- KIT CATENA TIMING BELT KIT</b>	<b>KDD- KIT CINGHIA TIMING CHAIN KIT</b> <i>(Nr. of Teeth x Width)</i>	<b>SKD KDD+POMPA ACQUA KDD+WATER PUMP</b>
<b>LAND CRUISER 90 (_J9_)</b>						
3.0 D-4D	120	10.00	1KD-FTV		<b>KDD-889B</b> 97x25  Pag.146 <b>KDD-889C</b> 97x25  Pag.147	
3.0 TD (KZJ90_, KZJ95_)	92	04.96	1KZ-TE		<b>KDD-288B</b> 102x25  Pag.128	
3.4 i 24V (VZJ90_, VZJ95_)	131	04.96	5VZ-FE		<b>KDD-230</b> 191x36  Pag.127	
<b>LAND CRUISER V8</b>						
4.7 V8	212	01.08	2UZ-FE		<b>KDD-229</b> 211x34  Pag.127	
<b>LITEACE (CM30_G, KM30_G)</b>						
2.0 D (CM30LG)	53	08.88 → 01.92	2C		<b>KDD-297A</b> 177x25  Pag.128	<b>SKD-297A</b>  Pag. 158
<b>LITEACE (CM3_V, KM3_V)</b>						
1.8 D (CM35_V)	46	10.85 → 08.88	1C		<b>KDD-297A</b> 177x25  Pag.128	<b>SKD-297A</b>  Pag. 158
<b>LITEACE (M2_G)</b>						
1.8 D	41	10.82 → 09.85	1C		<b>KDD-297A</b> 177x25  Pag.128	<b>SKD-297A</b>  Pag. 158
<b>LITEACE (_R2_LG)</b>						
2.0 D (CR21LG)	53	01.92 → 05.94	2C		<b>KDD-297A</b> 177x25  Pag.128	<b>SKD-297A</b>  Pag. 158
<b>MODEL F</b>						
2.0 D	49	04.85 → 08.88	2C		<b>KDD-297A</b> 177x25  Pag.128	<b>SKD-297A</b>  Pag. 158
<b>MR 2 (_W1_)</b>						
1.6 16V (AW11)	85	11.84 → 06.90	4A-GELC		<b>KDD-212</b> 113x19  Pag.125	
1.6 16V (AW11)	91	11.84 → 06.90	4A-GEL		<b>KDD-212</b> 113x19  Pag.125	
<b>MR 2 (_W2_)</b>						
2.0 16V	125	12.89 → 05.00	3S-GE		<b>KDD-221</b> 177x25 05.96 →  Pag.126	
2.0 16V	129	12.89 → 05.00	3S-GE		<b>KDD-221</b> 177x25 02.94 →  Pag.126	
2.0 16V (SW20)	115	12.89 → 05.00	3S-GE		<b>KDD-221</b> 177x25 12.93 →  Pag.126	
<b>MR 2 (_W3_)</b>						
1.8 16V VT-i (ZZW30)	103	04.00	1ZZ-FE	<b>KDK-200</b>  Pag. 155		
<b>PASEO (EL54)</b>						
1.5 16V	66	08.95 → 07.99	5E-FE		<b>KDD-292</b> 128x26  Pag.128	

NEW CODES - NEUE CODES - NOUVEAUX CODES - NUEVOS CODIGOS - NUOVI CODICI

	<b>KW</b>			<b>KDK- KIT CATENA TIMING BELT KIT</b>	<b>KDD- KIT CINGHIA TIMING CHAIN KIT</b> <i>(Nr. of Teeth x Width)</i>	<b>SKD KDD+POMPA ACQUA KDD+WATER PUMP</b>
<b>PICNIC</b>						
2.0 TD (1CDFTV) CLM20	0	05.01			<b>KDD-205</b>  Pag.125	178x25
<b>PICNIC (_XM10)</b>						
2.0 16V (SXM10_)	94	05.96 → 12.01	3S-FE		<b>KDD-211</b> 01.97→  Pag.125	163x27 <b>SKD-211</b> 01.97  Pag. 158
2.2 D (CMX10_)	66	08.97 → 12.01	3C-TE		<b>KDD-297A</b>  Pag.128	177x25 <b>SKD-297A</b>  Pag. 158
<b>PREVIA</b>						
2.2 D (3CT)	0	01.92			<b>KDD-297A</b>  Pag.128	177x25 <b>SKD-297A</b>  Pag. 158
<b>PREVIA (ACR3_)</b>						
2.0 D-4D	85	03.01	1CD-FTV		<b>KDD-205</b>  Pag.125	178x25 <b>SKD-205B</b>  Pag. 158
<b>RAV 4 I (SXA1_)</b>						
2.0 16V	94	12.97 → 06.00	3S-FE		<b>KDD-211</b>  Pag.125	163x27 <b>SKD-211</b>  Pag. 158
2.0 16V	95	06.94 → 06.00	3S-FE		<b>KDD-211</b>  Pag.125	163x27 <b>SKD-211</b>  Pag. 158
<b>RAV 4 II (XA2)</b>						
2.0 D-4D 4WD	85	09.01	1CD-FTV		<b>KDD-205</b>  Pag.125	178x25 <b>SKD-205A</b>  Pag. 158
					<b>KDD-205A</b>  Pag.125	178x25 <b>SKD-205B</b>  Pag. 158
2.0 VVTi 4WD	110	06.00	1AZ-FE	<b>KDK-205</b>  Pag. 155		
<b>STARLET (EP91)</b>						
1.3	55	04.96 → 03.99	4E-FE		<b>KDD-228</b>  Pag.127	124x26
<b>STARLET (_P7_)</b>						
1.0 (EP70L)	40	10.84 → 12.89	1E-L		<b>KDD-224</b> 04.86→  Pag.127	121x24
1.3 (EP71L)	55	10.84 → 12.89	2E-LC		<b>KDD-210</b> 04.86→  Pag.125	123x24
1.5 D (NP70L)	40	12.86 → 12.89	1N		<b>KDD-239</b>  Pag.128	127x25
<b>STARLET (_P8_)</b>						
1.3 12V (EP81) Cat.	55	12.89 → 03.96	2E-E		<b>KDD-210</b>  Pag.125	123x24
<b>SUPRA (JZA80)</b>						
3.0 i Bi-Turbo	243	05.93 → 08.98	2JZ-GTE		<b>KDD-286A</b>  Pag.128	143x25
<b>SUPRA (MA70)</b>						
3.0 24V	150	01.86 → 08.88	7M-GE		<b>KDD-218</b>  Pag.126	159x25

	<b>KW</b>			<b>KDK- KIT CATENA TIMING BELT KIT</b>	<b>KDD- KIT CINGHIA TIMING CHAIN KIT</b> <small>(Nr. of Theet x Width)</small>	<b>SKD KDD+POMPA ACQUA KDD+WATER PUMP</b>
<b>SUPRA (MA70)</b>						
3.0 Turbo	173	09.87 → 04.93	7M-GTE		<b>KDD-218</b>  Pag.126	159x25
<b>TERCEL (AL2_)</b>						
1.5 4WD	52	10.82 → 01.88	3A		<b>KDD-201C</b>  Pag.124	88x19
1.5 4WD (AL25)	50	05.86 → 01.88	3A-C		<b>KDD-201C</b>  Pag.124	88x19
<b>YARIS (_CP10)</b>						
1.0 16V	48	03.03	1SZ-FE	<b>KDK-206</b>  Pag. 155		
1.0 16V (SCP10_)	50	04.99	1SZ-FE	<b>KDK-206</b>  Pag. 155		
1.3	64	04.02	2SZ-FE	<b>KDK-210</b>  Pag. 156		
1.3 16V (NCP10_)	63	11.99	2NZ-FE	<b>KDK-203</b>  Pag. 155		
1.4 D-4D	55	12.01	1ND-TV	<b>KDK-207</b>  Pag. 155		
1.5 TS (NCP13)	77	01.03	1NZ-FE	<b>KDK-202</b>  Pag. 155		
1.5 VVT-i TS	78	04.01	1NZ-FE	<b>KDK-202</b>  Pag. 155		
<b>YARIS VERSO (NC/LP2_)</b>						
1.3 (NCP22)	62	01.03	2NZ-FE	<b>KDK-203</b>  Pag. 155 <b>KDK-208</b> Francia  Pag. 155		
1.3 (NCP22)	63	11.99	2NZ-FE	<b>KDK-203</b>  Pag. 155		
1.5 (NCP21)	77	05.03	1NZ-FE	<b>KDK-202</b>  Pag. 155		
1.5 (NCP21)	78	03.00	1NZ-FE	<b>KDK-202</b>  Pag. 155		

	KW			KDK- KIT CATENA TIMING BELT KIT	KDD- KIT CINGHIA TIMING CHAIN KIT <small>(Nr. of Teeth x Width)</small>	SKD KDD+POMPA ACQUA KDD+WATER PUMP
<b>BEDFORD MIDI</b>						
1.8	63	09.84 → 05.88	4ZB1		<b>KDD-903</b>  Pag.147	111x19
2.0	62	06.88 → 08.92	20PET		<b>KDD-903</b>  Pag.147	111x19
2.0 D	42	08.84 → 05.88			<b>KDD-904A</b>  Pag.147	137x30
2.2 D	45	06.88 → 08.92	22DIE		<b>KDD-904A</b>  Pag.147	137x30
<b>BEDFORD RASCAL</b>						
1.0	34	07.86 → 06.90	FA10A		<b>KDD-S01</b>  Pag.152	88x19
<b>CITROEN C1</b>						
1.0	50	06.05	1KR-FE	<b>KDK-209</b>  Pag. 156		
1.4 HDi	40	06.05	DV4D		<b>KDD-318</b>  Pag.130	144x25
<b>DACIA DUSTER</b>						
1.5 dCi	63	04.10	K9K 796		<b>KDD-114</b>  Pag.123	123x27 <b>SKD-114</b>  Pag. 158
1.5 dCi	66	10.10	K9K 892		<b>KDD-114</b>  Pag.123	123x27 <b>SKD-114</b>  Pag. 158
1.5 dCi	79	06.10	K9K 896		<b>KDD-114</b>  Pag.123	123x27 <b>SKD-114</b>  Pag. 158
<b>DACIA LOGAN</b>						
1.5 dCi	63	09.07			<b>KDD-114</b>  Pag.123	123x27 <b>SKD-114</b>  Pag. 158
1.5 dCi (LS0J)	48	09.05			<b>KDD-114</b>  Pag.123	123x27 <b>SKD-114</b>  Pag. 158
1.5 dCi (LS0K)	50	01.06			<b>KDD-114</b>  Pag.123	123x27 <b>SKD-114</b>  Pag. 158
<b>DACIA SANDERO</b>						
1.5 dCi	50	11.08			<b>KDD-114</b>  Pag.123	123x27 <b>SKD-114</b>  Pag. 158
1.5 dCi	63	11.08			<b>KDD-114</b>  Pag.123	123x27 <b>SKD-114</b>  Pag. 158
<b>FIAT 500</b>						
1.3 D Multijet	55	10.07		<b>KDK-801-8</b>  Pag. 156		
<b>FIAT DOBLO (223)</b>						
1.3 JTD 16V	51	05.04		<b>KDK-801-8</b>  Pag. 156		
<b>FIAT GRANDE PUNTO (199)</b>						
1.3 D Multijet	55	10.05		<b>KDK-801-8</b>  Pag. 156		
<b>FIAT IDEA</b>						
1.3 JTD	51	01.04		<b>KDK-801-8</b>  Pag. 156		

NEW CODES - NEUE CODES - NOUVEAUX CODES - NUEVOS CODIGOS - NUOVI CODICI

# European Vehicles

	<b>KW</b>			<b>KDK- KIT CATENA TIMING BELT KIT</b>	<b>KDD- KIT CINGHIA TIMING CHAIN KIT</b> <i>(Nr. of Teeth x Width)</i>	<b>SKD KDD+POMPA ACQUA KDD+WATER PUMP</b>
<b>FIAT PANDA (169)</b>						
1.3 D Multijet	51	09.03		<b>KDK-801-8</b>  Pag. 156		
<b>FIAT PUNTO (188)</b>						
1.3 JTD 16V	51	06.03		<b>KDK-801-8</b>  Pag. 156		
<b>FIAT SEDICI</b>						
1.9 D Multijet	88	06.06	D19AA		<b>KDD-811</b> 190x24  Pag.145	
<b>FORD MAVERICK (UDS, UNS)</b>						
2.4 i	91	02.93 → 08.96		<b>KDK-108</b> 08.93 →  Pag. 154		
<b>INNOCENTI MINI</b>						
0.55	24	01.87 → 12.91	Daihatsu-EB		<b>KDD-600A</b> 90x19  Pag.142	
0.65	23	01.84 → 12.87			<b>KDD-600A</b> 90x19  Pag.142	
1.0	27	10.85 → 10.91	BLM C 99 H		<b>KDD-103A</b> 91x19 Z900  Pag.122 <b>KDD-600B</b> 90x19 Z670  Pag.142	
1.0 D	0	10.85			<b>KDD-605</b> 102x19 CL 10  Pag.142 <b>KDD-609</b> 102x19 CL 11  Pag.143 <b>KDD-600B</b> 90x19 3CYL  Pag.142	
MINI TURBO	0				<b>KDD-103A</b> 91x19  Pag.122	
<b>INNOCENTI MINITRE</b>						
1.0	0	04.82			<b>KDD-600B</b> 90x19  Pag.142	
<b>INNOCENTI SMALL</b>						
500	0	01.90			<b>KDD-600A</b> 90x19  Pag.142	
900	0	04.90			<b>KDD-699</b> 99x16  Pag.143 <b>KDD-697</b> 91x19  Pag.143	
<b>OPEL AGILA (H00)</b>						
1.3 CDTI	51	08.03		<b>KDK-801-8</b>  Pag. 156		

NEW CODES - NEUE CODES - NOUVEAUX CODES - NUEVOS CODIGOS - NUOVI CODICI



	<b>KW</b>			<b>KDK- KIT CATENA TIMING BELT KIT</b>	<b>KDD- KIT CINGHIA TIMING CHAIN KIT</b> <small>(Nr. of Theet x Width)</small>	<b>SKD KDD+POMPA ACQUA KDD+WATER PUMP</b>
<b>OPEL ASTRA F (56_, 57_)</b>						
1.7 D	44	07.92 → 09.98	17 DR		<b>KDD-OP1</b> 146x24  Pag.151	
1.7 TDS	60	03.92 → 09.98	17 DT (TC4EE1) X 17 DT (TC4EE1)		<b>KDD-OP1</b> 146x24  Pag.151	
<b>OPEL ASTRA H</b>						
1.9 CDTI	110	09.04			<b>KDD-811</b> 190x24  Pag.145	
1.9 CDTI	74	09.05			<b>KDD-811</b> 190x24  Pag.145	
1.9 CDTI	88	06.04			<b>KDD-811</b> 190x24  Pag.145	
<b>OPEL CAMPO (TF_)</b>						
2.2 D (TFR52)	39	08.91 → 09.96			<b>KDD-901A</b> 87x34.7  Pag.147	
2.2 D (TFR52)	45	08.87 → 08.90			<b>KDD-901A</b> 87x34.7  Pag.147	
2.5 D (TFR54)	56	08.91 → 06.94	4 JA1		<b>KDD-906B</b> 119x32  Pag.148	
2.5 DTI	74	12.01	4 JA1		<b>KDD-906B</b> 119x32  Pag.148	
2.5 TD (TFR54)	56	07.94	4 JA1T		<b>KDD-906B</b> 119x32  Pag.148	
<b>OPEL COMBO</b>						
1.3 CDTI 16V	51	10.04		<b>KDK-801-8</b>  Pag. 156		
1.3 CDTI 16V	55	10.05		<b>KDK-801-8</b>  Pag. 156		
<b>OPEL CORSA A (93_, 94_, 98_, 9</b>						
1.5 TD	49	03.88 → 03.93			<b>KDD-907A</b> 136x25  Pag.148 <b>KDD-904B</b> 137x30 08.90 →  Pag.147	
<b>OPEL CORSA A TR (91_, 92_, 96_, 97_)</b>						
1.5 D	37	10.87 → 11.92			<b>KDD-907A</b> 136x25  Pag.148	
<b>OPEL CORSA B (73_, 78_, 79_, F35_)</b>						
1.5 D	37	03.93 → 09.00	15 D (4EC1)		<b>KDD-907A</b> 136x25  Pag.148	
1.5 TD	49	03.93 → 09.00	15 DT (T4EC1) X 15 DT (T4EC1)		<b>KDD-904B</b> 137x30  Pag.147 <b>KDD-907A</b> 136x25  Pag.148	
<b>OPEL CORSA C (F08, F68)</b>						
1.3 CDTI	51	06.03		<b>KDK-801-8</b>  Pag. 156		

# European Vehicles

	<b>KW</b>			<b>KDK-</b> KIT CATENA TIMING BELT KIT	<b>KDD-</b> KIT CINGHIA TIMING CHAIN KIT <i>(Nr. of Teeth x Width)</i>	<b>SKD</b> KDD+POMPA ACQUA KDD+WATER PUMP
<b>OPEL CORSA D</b>						
1.3 CDTI	55	07.06		<b>KDK-801-8</b>  Pag. 156		
<b>OPEL FRONTERA A (5_MWL4)</b>						
2.8 TD (5BMW4)	83	03.95 → 10.98			<b>KDD-906B</b> 119x32  Pag.148	
<b>OPEL FRONTERA A (5_SUD2)</b>						
2.8 TD (53SUD2)	83	03.95 → 08.96			<b>KDD-906B</b> 119x32  Pag.148	
<b>OPEL KADETT E (39_, 49_)</b>						
1.5 TD	53	07.88 → 08.91	15 DT (T4EC1)		<b>KDD-907A</b> 136x25 →07.90  Pag.148 <b>KDD-904B</b> 137x30 08.90→  Pag.147	
<b>OPEL MERIVA</b>						
1.3 CDTI	51	04.05		<b>KDK-801-8</b>  Pag. 156		
1.3 CDTI	55	09.03		<b>KDK-801-8</b>  Pag. 156		
<b>OPEL MOKKA</b>						
1.7 CDTI	96	06.12			<b>KDD-W11</b> 131x25  Pag.153	
<b>OPEL MONTEREY A (UBS_)</b>						
3.1 TD (UBS69_)	84	09.91 → 07.98	4 JG2TC		<b>KDD-906B</b> 119x32  Pag.148	
<b>OPEL MONTEREY B</b>						
3.0 DTI	117	07.98 → 08.99			<b>KDD-900</b> 104x22  Pag.147	
3.5 V6 24V	158	07.98 → 08.99			<b>KDD-910</b> 191x32  Pag.148	
<b>OPEL TIGRA TwinTop</b>						
1.3 CDTI	51	06.04		<b>KDK-801-8</b>  Pag. 156		
<b>OPEL VECTRA A (86_, 87_)</b>						
1.7 TD	60	03.90 → 11.95	17 DT (TC4EE1) X 17 DT (TC4EE1)		<b>KDD-OP1</b> 146x24 4EE1T  Pag.151	
<b>OPEL VECTRA B (36_)</b>						
1.7 TD	60	10.95 → 12.98	X 17 DT (TC4EE1)		<b>KDD-OP1</b> 146x24  Pag.151	
<b>PEUGEOT 107</b>						
1.0	50	06.05	1KR (384 F)	<b>KDK-209</b>  Pag. 156		
1.4 HDi	40	06.05	8HT (DV4TD)		<b>KDD-318</b> 144x25  Pag.130	

NEW CODES - NEUE CODES - NOUVEAUX CODES - NUEVOS CODIGOS - NUOVI CODICI

	<b>KW</b>			<b>KDK- KIT CATENA TIMING BELT KIT</b>	<b>KDD- KIT CINGHIA TIMING CHAIN KIT</b> <i>(Nr. of Theet x Width)</i>	<b>SKD KDD+POMPA ACQUA KDD+WATER PUMP</b>
<b>PROTON PERSONA 300</b>						
313i	55	03.96	Mitsubishi G13B		<b>KDD-533A</b> 92x22  <i>Pag.139</i>	
315 GLi/GLSi	66	03.96			<b>KDD-533A</b> 92x22  <i>Pag.139</i>	
315 GLSi	64	09.96	Mitsubishi G15B		<b>KDD-533A</b> 92x22  <i>Pag.139</i>	
316	70	03.96	4G92		<b>KDD-534</b> 117x29  <i>Pag.139</i>	
316 GLXi	83	03.96	4G92		<b>KDD-534</b> 117x29  <i>Pag.139</i>	
<b>PROTON PERSONA 400</b>						
413	55	01.94			<b>KDD-533A</b> 92x22  <i>Pag.139</i>	
415 GLi/GLSi	66	01.94	4G15		<b>KDD-533A</b> 92x22  <i>Pag.139</i>	
416 GLXi	83	01.94	4G92		<b>KDD-534</b> 117x29  <i>Pag.139</i>	
418	85	05.96	4 G 93		<b>KDD-529</b> 121x28.7  <i>Pag.138</i>	
420 GLS D	48	05.96	4 D 68		<b>KDD-531</b> 158x31.7 65x13  <i>Pag.139</i>	
<b>PROTON SAGA</b>						
1.3 GLS	50	10.88 → 06.91			<b>KDD-533A</b> 92x22  <i>Pag.139</i>	
1.5 8 VALV.	0	06.90			<b>KDD-533A</b> 92x22  <i>Pag.139</i>	
<b>PROTON SALOON</b>						
1.5	66	01.91 → 11.96			<b>KDD-533A</b> 92x22  <i>Pag.139</i>	
<b>RENAULT CLIO III</b>						
1.5 dCi	48	05.05 → 10.06			<b>KDD-114</b> 123x27  <i>Pag.123</i>	<b>SKD-114</b>  <i>Pag. 158</i>
<b>ROVER 200 (XH)</b>						
213 S	54	09.85 → 09.89	EV 2		<b>KDD-404</b> 101x24  <i>Pag.133</i>	
<b>ROVER 200 (XW)</b>						
214 Si/Gsi	66	10.89 → 10.95	14 K4C 14 K4D		<b>KDD-413A</b> 107x24  <i>Pag.134</i>	
216 GSi	82	10.89 → 10.95	D 16 Z2		<b>KDD-411</b> 124x24 DOUBLE CAMSHAFT  <i>Pag.134</i> <b>KDD-413A</b> 107x24 SINGLE CAMSHAFT  <i>Pag.134</i>	

# European Vehicles







	<b>KW</b>			<b>KDK- KIT CATENA TIMING BELT KIT</b>	<b>KDD- KIT CINGHIA TIMING CHAIN KIT</b> <i>(Nr. of Teeth x Width)</i>	<b>SKD KDD+POMPA ACQUA KDD+WATER PUMP</b>
<b>ROVER 200 (XW)</b>						
216 GSi	85	10.89 → 10.95	D 16 A7		<b>KDD-411</b> 124x24 DOUBLE CAMSHAFT  Pag.134 <b>KDD-413A</b> 107x24 SINGLE CAMSHAFT  Pag.134	
<b>ROVER 400 (XW)</b>						
416 GSi	82	04.90 → 04.95	D 16 Z2		<b>KDD-411</b> 124x24 DOUBLE CAMSHAFT  Pag.134 <b>KDD-413A</b> 107x24 SINGLE CAMSHAFT  Pag.134	
416 GSi/GSE	85	04.90 → 04.95	D 16 A7		<b>KDD-411</b> 124x24 DOUBLE CAMSHAFT  Pag.134 <b>KDD-413A</b> 107x24 SINGLE CAMSHAFT  Pag.134	
<b>ROVER 600 (RH)</b>						
618 i/Si	85	03.96 → 02.99			<b>KDD-415</b> 113x24 70x16  Pag.134	
620 Si	96	08.93 → 02.99			<b>KDD-415</b> 113x24 70x16  Pag.134	
623 Si	116	08.93 → 02.99			<b>KDD-416</b> 127x25 70x16  Pag.134	
<b>ROVER 800</b>						
825 Si/Sterling (XS)	123	10.86 → 10.88	C 25 A2		<b>KDD-410</b> 192x28  Pag.134	
825 Si/Sterling (XS)	127	01.87 → 12.91	C 25 A2		<b>KDD-410</b> 192x28  Pag.134	
825 Si/Sterling (XS) Cat.	110	10.86 → 12.91	C 25 A1		<b>KDD-410</b> 192x28  Pag.134	
827 Si/Sterling (XS)	130	02.88 → 12.91	C 27 A2		<b>KDD-410</b> 192x28  Pag.134	
827 Si/Sterling (XS) Cat.	124	02.88 → 02.99	C 27 A1		<b>KDD-410</b> 192x28  Pag.134	
827 Vitesse (XS) Cat.	124	10.88 → 12.91	C 27 A1		<b>KDD-410</b> 192x28  Pag.134	
827 Vitesse/SLI	130	10.88 → 12.91	C 27 A2		<b>KDD-410</b> 192x28  Pag.134	
<b>VAUXHALL ASTRA Mk II Belmont</b>						
1.5 DT	49	01.88 → 08.90			<b>KDD-904B</b> 137x30  Pag.147 <b>KDD-907A</b> 136x25  Pag.148	

NEW CODES - NEUE CODES - NOUVEAUX CODES - NUEVOS CODIGOS - NUOVI CODICI



	<b>KW</b>			<b>KDK- KIT CATENA TIMING BELT KIT</b>	<b>KDD- KIT CINGHIA TIMING CHAIN KIT</b> <small>(Nr. of Teeth x Width)</small>	<b>SKD KDD+POMPA ACQUA KDD+WATER PUMP</b>
<b>VAUXHALL ASTRA Mk II SW</b>						
1.5 DT	49	01.88 → 08.91			<b>KDD-904B</b> 137x30  Pag.147 <b>KDD-907A</b> 136x25  Pag.148	
<b>VAUXHALL ASTRA Mk III</b>						
1.7 TD	60	12.91 → 09.98	17 DT (TC4EE1)		<b>KDD-OP1</b> 146x24  Pag.151	
1.7 TD	60	12.91 → 02.98	17 DT (TC4EE1)		<b>KDD-OP1</b> 146x24  Pag.151	
<b>VAUXHALL ASTRA Mk III SW</b>						
1.7 TD	60	12.91 → 02.98			<b>KDD-OP1</b> 146x24  Pag.151	
<b>VAUXHALL BRAVA Pick-up</b>						
2.2 D (TFR52)	39	08.91 → 09.96			<b>KDD-901A</b> 87x34.7  Pag.147	
2.2 D 4x4 (TFS52)	39	08.91 → 09.96			<b>KDD-901A</b> 87x34.7  Pag.147	
<b>VAUXHALL CAVALIER Mk III</b>						
1.7 TD	60	09.88 → 11.95			<b>KDD-OP1</b> 146x24  Pag.151	
1.7 TD	60	09.88 → 11.95			<b>KDD-OP1</b> 146x24  Pag.151	
<b>VAUXHALL CORSA</b>						
1.5 D	37	03.93 → 09.00			<b>KDD-907A</b> 136x25  Pag.148	
1.5 TD	49	03.93 → 10.96			<b>KDD-904B</b> 137x30  Pag.147 <b>KDD-907A</b> 136x25  Pag.148	
<b>VAUXHALL NOVA</b>						
1.5 D	37	09.87 → 03.93			<b>KDD-907A</b> 136x25  Pag.148	
1.5 D	37	09.87 → 02.93			<b>KDD-907A</b> 136x25  Pag.148	
1.5 TD	49	01.90 → 03.93			<b>KDD-904B</b> 137x30  Pag.147 <b>KDD-907A</b> 136x25  Pag.148	
1.5 TD	49	01.90 → 02.93			<b>KDD-904B</b> 137x30  Pag.147 <b>KDD-907A</b> 136x25  Pag.148	
<b>VAUXHALL NOVAVAN</b>						
1.5 D	37	01.91 → 10.94			<b>KDD-907A</b> 136x25  Pag.148	
<b>VAUXHALL VECTRA</b>						
1.7 TD	60	10.95 → 11.96	X 17 DT (TC4EE1)		<b>KDD-OP1</b> 146x24  Pag.151	


NEW CODES - NEUE CODES - NOUVEAUX CODES - NUEVOS CODIGOS - NUOVI CODICI



# European Vehicles



	<b>KW</b>			<b>KDK- KIT CATENA TIMING BELT KIT</b>	<b>KDD- KIT CINGHIA TIMING CHAIN KIT</b> <i>(Nr. of Teeth x Width)</i>	<b>SKD KDD+POMPA ACQUA KDD+WATER PUMP</b>
<b>VAUXHALL VECTRA</b>						
1.7 TD	60	10.95 → 11.96			<b>KDD-OP1</b>  <i>Pag.151</i>	146x24
<b>VW TARO</b>						
2.4 D	59	09.91 → 07.94	2L		<b>KDD-T01</b>  <i>Pag.152</i>	129x31
2.4 D	61	06.89 → 03.97	2L		<b>KDD-T01</b>  <i>Pag.152</i>	129x31

KDD-001	
	Number of Teeth 1/N° denti 1
	173
	Width 1/Largh. 1 [mm]
	22
<b>GONOW</b>	<b>BE-012 / BE-013 / DD-001</b>

KDD-006	
	Number of Teeth 1/N° denti 1
	150
	Width 1/Largh. 1 [mm]
	29
<b>CHRYSLER</b>	<b>BE-007 / BE-008 / DD-006</b>


KDD-002	
	Number of Teeth 1/N° denti 1
	201
	Width 1/Largh. 1 [mm]
	30
<b>DODGE</b>	<b>BE-011 / DD-002</b>

KDD-006A	
	Number of Teeth 1/N° denti 1
	150
	Width 1/Largh. 1 [mm]
	29
<b>CHRYSLER</b>	<b>BE-008 / BE-016 / DD-006</b>

KDD-003	
	Number of Teeth 1/N° denti 1
	136
	Width 1/Largh. 1 [mm]
	25
<b>TATA (TELCO)</b>	<b>BE-003 / DD-003</b>

KDD-007	
	Number of Teeth 1/N° denti 1
	199
	Width 1/Largh. 1 [mm]
	24
<b>CADILLAC</b>	<b>BE-810 / BE-811 / DD-007</b>


KDD-004	
	Number of Teeth 1/N° denti 1
	136
	Width 1/Largh. 1 [mm]
	25
<b>TATA (TELCO)</b>	<b>BE-006 / DD-003</b>


KDD-008	
	Number of Teeth 1/N° denti 1
	173
	Width 1/Largh. 1 [mm]
	25
<b>DR</b>	<b>BE-015 / BE-017 / BE-021 / DD-008</b>


KDD-005	
	Number of Teeth 1/N° denti 1
	220
	Width 1/Largh. 1 [mm]
	28
<b>JEEP - CHRYSLER</b>	<b>BE-009 / BE-010 / DD-005</b>

KDD-009	
	Number of Teeth 1/N° denti 1
	167
	Width 1/Largh. 1 [mm]
	25
<b>DR</b>	<b>BE-017 / BE-018 / DD-010</b>





KDD-100	
	Number of Teeth 1/N° denti 1
	<b>102</b>
	Width 1/Largh. 1 [mm]
	<b>19</b>
<b>NISSAN</b>	<b>BE-102 / DD-100</b>


KDD-104	
	Number of Teeth 1/N° denti 1
	<b>117</b>
	Width 1/Largh. 1 [mm]
	<b>25.5</b>
	Number of Teeth 2/N° denti 2
	<b>76</b>
	Width 2/Largh. 2 [mm]
	<b>19</b>
<b>NISSAN</b>	<b>BE-103 / BE-111 / BE-116 / DD-104 / DD-119</b>

KDD-101	
	Number of Teeth 1/N° denti 1
	<b>106</b>
	Width 1/Largh. 1 [mm]
	<b>19</b>
<b>NISSAN</b>	<b>BE-102 / DD-101</b>


KDD-105	
	Number of Teeth 1/N° denti 1
	<b>136</b>
	Width 1/Largh. 1 [mm]
	<b>25</b>
<b>NISSAN</b>	<b>BE-120 / BE-121 / DD-003</b>


KDD-102	
	Number of Teeth 1/N° denti 1
	<b>69</b>
	Width 1/Largh. 1 [mm]
	<b>19</b>
<b>NISSAN</b>	<b>BE-105 / DD-102</b>

KDD-106	
	Number of Teeth 1/N° denti 1
	<b>98</b>
	Width 1/Largh. 1 [mm]
	<b>19</b>
<b>NISSAN</b>	<b>BE-105 / DD-106</b>


KDD-103A	
	Number of Teeth 1/N° denti 1
	<b>91</b>
	Width 1/Largh. 1 [mm]
	<b>19</b>
<b>DAIHATSU - INNOCENTI</b>	<b>BE-601 / DD-103</b>

KDD-107	
	Number of Teeth 1/N° denti 1
	<b>143</b>
	Width 1/Largh. 1 [mm]
	<b>30</b>
<b>NISSAN</b>	<b>BE-112 / BE-113 / DD-107</b>

KDD-103B	
	Number of Teeth 1/N° denti 1
	<b>91</b>
	Width 1/Largh. 1 [mm]
	<b>19</b>
<b>NISSAN</b>	<b>BE-115 / DD-103</b>


KDD-108	
	Number of Teeth 1/N° denti 1
	<b>151</b>
	Width 1/Largh. 1 [mm]
	<b>19</b>
<b>NISSAN</b>	<b>BE-107 / BE-108 / DD-108</b>





<b>KDD-110</b>	
	Number of Teeth 1/N° denti 1
	<b>133</b>
	Width 1/Largh. 1 [mm]
	<b>25</b>
<b>NISSAN</b>	<b>BE-104 / DD-110</b>

<b>KDD-117</b>	
	Number of Teeth 1/N° denti 1
	<b>89</b>
	Width 1/Largh. 1 [mm]
	<b>25</b>
<b>NISSAN</b>	<b>BE-124 / BE-125 / DD-117</b>


<b>KDD-112</b>	
	Number of Teeth 1/N° denti 1
	<b>145</b>
	Width 1/Largh. 1 [mm]
	<b>30</b>
<b>NISSAN</b>	<b>BE-112 / BE-113 / DD-112</b>


<b>KDD-120</b>	
	Number of Teeth 1/N° denti 1
	<b>133</b>
	Width 1/Largh. 1 [mm]
	<b>26</b>
<b>NISSAN - SUZUKI</b>	<b>BE-123 / DD-120</b>

<b>KDD-113</b>	
	Number of Teeth 1/N° denti 1
	<b>149</b>
	Width 1/Largh. 1 [mm]
	<b>30</b>
<b>NISSAN</b>	<b>BE-100 / BE-101 / DD-113</b>

<b>KDD-121</b>	
	Number of Teeth 1/N° denti 1
	<b>110</b>
	Width 1/Largh. 1 [mm]
	<b>19</b>
<b>NISSAN</b>	<b>BE-115 / DD-121</b>

<b>KDD-114</b>	
	Number of Teeth 1/N° denti 1
	<b>123</b>
	Width 1/Largh. 1 [mm]
	<b>27</b>
<b>SUZUKI - NISSAN - DACIA - RENAULT</b>	<b>BE-122 / DD-114</b>

<b>KDD-122</b>	
	Number of Teeth 1/N° denti 1
	<b>228</b>
	Width 1/Largh. 1 [mm]
	<b>32</b>
<b>NISSAN</b>	<b>BE-109 / BE-110 / DD-122</b>


<b>KDD-115</b>	
	Number of Teeth 1/N° denti 1
	<b>93</b>
	Width 1/Largh. 1 [mm]
	<b>19.4</b>
<b>NISSAN</b>	<b>BE-115 / DD-115</b>


<b>KDD-124</b>	
	Number of Teeth 1/N° denti 1
	<b>132</b>
	Width 1/Largh. 1 [mm]
	<b>27</b>
<b>NISSAN</b>	<b>BE-126 / BE-127 / DD-124</b>


<b>KDD-125</b>	
 <p>125</p>	Number of Teeth 1/N° denti 1
	<b>87</b>
	Width 1/Largh. 1 [mm]
	<b>17</b>
<b>NISSAN</b>	<b>BE-128 / DD-125</b>


<b>KDD-200</b>	
 <p>200</p>	Number of Teeth 1/N° denti 1
	<b>142</b>
	Width 1/Largh. 1 [mm]
	<b>25</b>
<b>TOYOTA</b>	<b>BE-211 / DD-200</b>


<b>KDD-126</b>	
 <p>126</p>	Number of Teeth 1/N° denti 1
	<b>95</b>
	Width 1/Largh. 1 [mm]
	<b>23.5</b>
<b>NISSAN</b>	<b>BE-129 / DD-126</b>

<b>KDD-201A</b>	
 <p>201A</p>	Number of Teeth 1/N° denti 1
	<b>88</b>
	Width 1/Largh. 1 [mm]
	<b>19</b>
<b>SUBARU</b>	<b>BE-706 / DD-201</b>


<b>KDD-192A</b>	
 <p>192A</p>	Number of Teeth 1/N° denti 1
	<b>79</b>
	Width 1/Largh. 1 [mm]
	<b>19</b>
	Number of Teeth 2/N° denti 2
	<b>111</b>
Width 2/Largh. 2 [mm]	
	<b>25</b>
<b>NISSAN</b>	<b>BE-106 / BE-111 / BE-116 / DD-111 / DD-581</b>

<b>KDD-201C</b>	
 <p>201C</p>	Number of Teeth 1/N° denti 1
	<b>88</b>
	Width 1/Largh. 1 [mm]
	<b>19</b>
<b>TOYOTA - DAIHATSU</b>	<b>BE-208 / DD-201</b>

<b>KDD-192B</b>	
 <p>192B</p>	Number of Teeth 1/N° denti 1
	<b>76</b>
	Width 1/Largh. 1 [mm]
	<b>19</b>
	Number of Teeth 2/N° denti 2
	<b>111</b>
Width 2/Largh. 2 [mm]	
	<b>25</b>
<b>NISSAN</b>	<b>BE-106 / BE-111 / BE-116 / DD-119 / DD-581</b>

<b>KDD-202</b>	
 <p>202</p>	Number of Teeth 1/N° denti 1
	<b>127</b>
	Width 1/Largh. 1 [mm]
	<b>25</b>
<b>TOYOTA</b>	<b>BE-200 / BE-201 / DD-202</b>

<b>KDD-195</b>	
 <p>195</p>	Number of Teeth 1/N° denti 1
	<b>107</b>
	Width 1/Largh. 1 [mm]
	<b>19</b>
<b>NISSAN</b>	<b>BE-115 / DD-303</b>

<b>KDD-204</b>	
 <p>204</p>	Number of Teeth 1/N° denti 1
	<b>139</b>
	Width 1/Largh. 1 [mm]
	<b>25</b>
<b>TOYOTA</b>	<b>BE-206 / BE-220 / DD-204</b>


<b>KDD-205</b>	
	Number of Teeth 1/N° denti 1
	178
	Width 1/Largh. 1 [mm]
	25
<b>TOYOTA</b>	<b>BE-245 / BE-246 / DD-205</b>


<b>KDD-210</b>	
	Number of Teeth 1/N° denti 1
	123
	Width 1/Largh. 1 [mm]
	24
<b>TOYOTA</b>	<b>BE-207 / BE-230 / DD-210</b>

<b>KDD-205A</b>	
	<b>con cilindretto idraulico</b>
	Number of Teeth 1/N° denti 1
	178
	Width 1/Largh. 1 [mm]
	25
<b>TOYOTA</b>	<b>BE-241 / BE-245 / BE-246 / DD-205</b>


<b>KDD-211</b>	
	Number of Teeth 1/N° denti 1
	163
	Width 1/Largh. 1 [mm]
	27
<b>TOYOTA</b>	<b>BE-206 / BE-213 / DD-211</b>


<b>KDD-206B</b>	
	Number of Teeth 1/N° denti 1
	130
	Width 1/Largh. 1 [mm]
	25
<b>TOYOTA</b>	<b>BE-201 / BE-217 / DD-206</b>


<b>KDD-212</b>	
	Number of Teeth 1/N° denti 1
	113
	Width 1/Largh. 1 [mm]
	19
<b>TOYOTA</b>	<b>BE-209 / DD-212</b>


<b>KDD-206C</b>	
	Number of Teeth 1/N° denti 1
	130
	Width 1/Largh. 1 [mm]
	25
<b>TOYOTA</b>	<b>BE-202 / BE-203 / DD-206</b>


<b>KDD-213</b>	
	Number of Teeth 1/N° denti 1
	179
	Width 1/Largh. 1 [mm]
	32
<b>TOYOTA</b>	<b>BE-223 / BE-225 / DD-213</b>

<b>KDD-207</b>	
	Number of Teeth 1/N° denti 1
	123
	Width 1/Largh. 1 [mm]
	20
<b>TOYOTA</b>	<b>BE-207 / BE-229 / DD-207</b>


<b>KDD-214</b>	
	Number of Teeth 1/N° denti 1
	211
	Width 1/Largh. 1 [mm]
	32
<b>LEXUS</b>	<b>BE-221 / BE-223 / DD-214</b>

<b>KDD-214B</b>	
	Number of Teeth 1/N° denti 1
	<b>211</b>
	Width 1/Largh. 1 [mm]
	<b>32</b>
<b>TOYOTA</b>	<b>BE-232 / DD-214</b>

<b>KDD-216C</b>	
	Number of Teeth 1/N° denti 1
	<b>178</b>
	Width 1/Largh. 1 [mm]
	<b>25</b>
<b>TOYOTA</b>	<b>BE-206 / BE-227 / DD-216</b>

<b>KDD-215</b>	
	Number of Teeth 1/N° denti 1
	<b>94</b>
	Width 1/Largh. 1 [mm]
	<b>19</b>
	<b>BE-204 / DD-215</b>

<b>KDD-218</b>	
	Number of Teeth 1/N° denti 1
	<b>159</b>
	Width 1/Largh. 1 [mm]
	<b>25</b>
<b>TOYOTA</b>	<b>BE-211 / DD-991</b>

<b>KDD-215A</b>	
	Number of Teeth 1/N° denti 1
	<b>94</b>
	Width 1/Largh. 1 [mm]
	<b>19</b>
<b>TOYOTA</b>	<b>BE-208 / DD-215</b>

<b>KDD-220</b>	
	Number of Teeth 1/N° denti 1
	<b>193</b>
	Width 1/Largh. 1 [mm]
	<b>36</b>
<b>TOYOTA</b>	<b>BE-225 / BE-240 / DD-220</b>


<b>KDD-216A</b>	
	Number of Teeth 1/N° denti 1
	<b>178</b>
	Width 1/Largh. 1 [mm]
	<b>25</b>
<b>TOYOTA</b>	<b>BE-206 / BE-222 / DD-216</b>

<b>KDD-220A</b>	
	Number of Teeth 1/N° denti 1
	<b>193</b>
	Width 1/Largh. 1 [mm]
	<b>36</b>
<b>TOYOTA</b>	<b>BE-225 / BE-242 / DD-220</b>


<b>KDD-216B</b>	
	Number of Teeth 1/N° denti 1
	<b>178</b>
	Width 1/Largh. 1 [mm]
	<b>25</b>
<b>TOYOTA</b>	<b>BE-206 / BE-228 / DD-216</b>

<b>KDD-221</b>	
	Number of Teeth 1/N° denti 1
	<b>177</b>
	Width 1/Largh. 1 [mm]
	<b>25</b>
<b>TOYOTA</b>	<b>BE-206 / BE-235 / DD-221</b>




KDD-222	
	Number of Teeth 1/N° denti 1
	94
	Width 1/Largh. 1 [mm]
	25
<b>TOYOTA</b>	<b>BE-243 / DD-222</b>


KDD-227	
	Number of Teeth 1/N° denti 1
	117
	Width 1/Largh. 1 [mm]
	21
<b>TOYOTA</b>	<b>BE-226 / DD-227</b>


KDD-224	
	Number of Teeth 1/N° denti 1
	121
	Width 1/Largh. 1 [mm]
	24
<b>TOYOTA</b>	<b>BE-207 / BE-230 / DD-224</b>

KDD-228	
	Number of Teeth 1/N° denti 1
	124
	Width 1/Largh. 1 [mm]
	26
<b>TOYOTA</b>	<b>BE-215 / BE-216 / DD-228</b>

KDD-225	
	Number of Teeth 1/N° denti 1
	191
	Width 1/Largh. 1 [mm]
	32
<b>TOYOTA</b>	<b>BE-223 / BE-225 / DD-225</b>



KDD-229	
	Number of Teeth 1/N° denti 1
	211
	Width 1/Largh. 1 [mm]
	34
<b>TOYOTA</b>	<b>BE-249 / BE-250 / BE-251 / DD-229</b>



KDD-225A	
	Number of Teeth 1/N° denti 1
	191
	Width 1/Largh. 1 [mm]
	32
<b>LEXUS</b>	<b>BE-221 / BE-223 / DD-225</b>

KDD-230	
	Number of Teeth 1/N° denti 1
	191
	Width 1/Largh. 1 [mm]
	36
<b>TOYOTA</b>	<b>BE-221 / BE-252 / DD-230</b>



KDD-226	
	Number of Teeth 1/N° denti 1
	121
	Width 1/Largh. 1 [mm]
	21
<b>TOYOTA</b>	<b>BE-226 / DD-294</b>

KDD-231	
	Number of Teeth 1/N° denti 1
	140
	Width/Largh. [mm]
	25
<b>TOYOTA</b>	<b>BE-254 / BE-255 / DD-231</b>


KDD-239	
	Number of Teeth 1/N° denti 1
	127
	Width 1/Largh. 1 [mm]
	25
<b>TOYOTA</b>	<b>BE-239 / DD-393</b>



KDD-291	
	Number of Teeth 1/N° denti 1
	129
	Width 1/Largh. 1 [mm]
	27
<b>LEXUS</b>	<b>BE-218 / BE-248 / DD-291</b>


KDD-283	
	Number of Teeth 1/N° denti 1
	105
	Width 1/Largh. 1 [mm]
	25
<b>TOYOTA</b>	<b>BE-244 / DD-283</b>


KDD-292	
	Number of Teeth 1/N° denti 1
	128
	Width 1/Largh. 1 [mm]
	26
<b>TOYOTA</b>	<b>BE-215 / BE-216 / DD-292</b>

KDD-286A	
	Number of Teeth 1/N° denti 1
	143
	Width 1/Largh. 1 [mm]
	25
<b>LEXUS - TOYOTA</b>	<b>BE-233 / DD-286</b>

KDD-295	
	Number of Teeth 1/N° denti 1
	111
	Width 1/Largh. 1 [mm]
	19
<b>LADA</b>	<b>BE-000 / DD-295</b>

KDD-288A	
	Number of Teeth 1/N° denti 1
	102
	Width 1/Largh. 1 [mm]
	25
	<b>BE-242 / DD-288</b>

KDD-296	
	Number of Teeth 1/N° denti 1
	111
	Width 1/Largh. 1 [mm]
	25
<b>TOYOTA</b>	<b>BE-217 / BE-219 / DD-296</b>

KDD-288B	
	Number of Teeth 1/N° denti 1
	102
	Width 1/Largh. 1 [mm]
	25
<b>TOYOTA</b>	<b>BE-236 / DD-288</b>



KDD-297A	
	Number of Teeth 1/N° denti 1
	177
	Width 1/Largh. 1 [mm]
	25
<b>TOYOTA</b>	<b>BE-224 / BE-225 / DD-297</b>



<b>KDD-297B</b>	
	Number of Teeth 1/N° denti 1
	177
	Width 1/Largh. 1 [mm]
	25
<b>BE-206 / BE-235 / DD-297</b>	

<b>KDD-307A</b>	
	Number of Teeth 1/N° denti 1
	109
	Width 1/Largh. 1 [mm]
	22
<b>MAZDA</b>	
<b>BE-307 / DD-307</b>	

<b>KDD-300</b>	
	Number of Teeth 1/N° denti 1
	106
	Width 1/Largh. 1 [mm]
	19
<b>MAZDA</b>	
<b>BE-303 / DD-300</b>	


<b>KDD-307B</b>	
	Number of Teeth 1/N° denti 1
	109
	Width 1/Largh. 1 [mm]
	22
<b>MAZDA</b>	
<b>BE-313 / DD-307</b>	



<b>KDD-301</b>	
	Number of Teeth 1/N° denti 1
	109
	Width 1/Largh. 1 [mm]
	19
<b>MAZDA</b>	
<b>BE-303 / DD-301</b>	

<b>KDD-308</b>	
	Number of Teeth 1/N° denti 1
	108
	Width 1/Largh. 1 [mm]
	25
<b>KIA - MAZDA</b>	
<b>BE-305 / BE-308 / DD-308</b>	

<b>KDD-302</b>	
	Number of Teeth 1/N° denti 1
	149
	Width 1/Largh. 1 [mm]
	24
<b>MAZDA</b>	
<b>BE-338 / BE-344 / DD-332</b>	


<b>KDD-311</b>	
	Number of Teeth 1/N° denti 1
	106
	Width 1/Largh. 1 [mm]
	22
<b>KIA</b>	
<b>BE-307 / DD-311</b>	

<b>KDD-303</b>	
	Number of Teeth 1/N° denti 1
	107
	Width 1/Largh. 1 [mm]
	19
<b>MAZDA - KIA</b>	
<b>BE-301 / DD-303</b>	

<b>KDD-312</b>	
	Number of Teeth 1/N° denti 1
	104
	Width 1/Largh. 1 [mm]
	25
<b>ASIA MOTORS - MAZDA</b>	
<b>BE-305 / BE-308 / DD-418</b>	

<b>KDD-313</b>	
 <p>313</p>	Number of Teeth 1/N° denti 1
	<b>117</b>
	Width 1/Largh. 1 [mm]
	<b>22</b>
<b>MAZDA</b>	<b>BE-333 / DD-313</b>

<b>KDD-319</b>	
 <p>319</p>	Number of Teeth 1/N° denti 1
	<b>173</b>
	Width 1/Largh. 1 [mm]
	<b>30</b>
<b>MAZDA</b>	<b>BE-322 / BE-323 / BE-324 / DD-319</b>


<b>KDD-314</b>	
 <p>314</p>	Number of Teeth 1/N° denti 1
	<b>162</b>
	Width 1/Largh. 1 [mm]
	<b>30</b>
<b>MAZDA</b>	<b>BE-319 / BE-320 / DD-314</b>


<b>KDD-320A</b>	
 <p>320A</p>	Number of Teeth 1/N° denti 1
	<b>107</b>
	Width 1/Largh. 1 [mm]
	<b>22</b>
<b>KIA - MAZDA</b>	<b>BE-300 / DD-320</b>

<b>KDD-315</b>	
 <p>315</p>	Number of Teeth 1/N° denti 1
	<b>152</b>
	Width 1/Largh. 1 [mm]
	<b>25</b>
<b>MAZDA</b>	<b>BE-350 / DD-315</b>

<b>KDD-320B</b>	
 <p>320B</p>	Number of Teeth 1/N° denti 1
	<b>107</b>
	Width 1/Largh. 1 [mm]
	<b>22</b>
<b>MAZDA</b>	<b>BE-300 / BE-306 / DD-320</b>

<b>KDD-317</b>	
 <p>317</p>	Number of Teeth 1/N° denti 1
	<b>110</b>
	Width 1/Largh. 1 [mm]
	<b>25</b>
<b>MAZDA</b>	<b>BE-305 / BE-308 / DD-317</b>

<b>KDD-321A</b>	
 <p>321A</p>	Number of Teeth 1/N° denti 1
	<b>164</b>
	Width 1/Largh. 1 [mm]
	<b>25</b>
<b>ASIA MOTORS - MAZDA</b>	<b>BE-310 / DD-321</b>


<b>KDD-318</b>	
 <p>318</p>	Number of Teeth 1/N° denti 1
	<b>144</b>
	Width 1/Largh. 1 [mm]
	<b>25</b>
<b>MAZDA - PEUGEOT - TOYOTA - CITROEN</b>	<b>BE-334 / BE-335 / DD-318</b>

<b>KDD-321B</b>	
 <p>321B</p>	Number of Teeth 1/N° denti 1
	<b>164</b>
	Width 1/Largh. 1 [mm]
	<b>25</b>
<b>KIA</b>	<b>BE-K05 / DD-321</b>



<b>KDD-322</b>	
	Number of Teeth 1/N° denti 1
	<b>133</b>
	Width 1/Largh. 1 [mm]
	<b>25</b>
<b>MAZDA</b>	<b>BE-312 / BE-313 / DD-322</b>


<b>KDD-329</b>	
	Number of Teeth 1/N° denti 1
	<b>103</b>
	Width 1/Largh. 1 [mm]
	<b>27</b>
<b>MAZDA</b>	<b>BE-342 / BE-343 / DD-329</b>


<b>KDD-323</b>	
	Number of Teeth 1/N° denti 1
	<b>201</b>
	Width 1/Largh. 1 [mm]
	<b>30</b>
<b>MAZDA</b>	<b>BE-314 / BE-315 / BE-316 / DD-323</b>

<b>KDD-330</b>	
	Number of Teeth 1/N° denti 1
	<b>116</b>
	Width 1/Largh. 1 [mm]
	<b>22</b>
	Number of Teeth 2/N° denti 2
	<b>85</b>
	Width 2/Largh. 2 [mm]
	<b>22</b>
<b>MAZDA</b>	<b>BE-339 / BE-340 / DD-330 / DD-331</b>

<b>KDD-324</b>	
	Number of Teeth 1/N° denti 1
	<b>123</b>
	Width 1/Largh. 1 [mm]
	<b>22</b>
<b>MAZDA</b>	<b>BE-301 / BE-306 / DD-324</b>

<b>KDD-333</b>	
	Number of Teeth 1/N° denti 1
	<b>129</b>
	Width 1/Largh. 1 [mm]
	<b>25</b>
<b>MAZDA</b>	<b>BE-346 / BE-347 / DD-425</b>


<b>KDD-325</b>	
	Number of Teeth 1/N° denti 1
	<b>137</b>
	Width 1/Largh. 1 [mm]
	<b>25</b>
<b>MAZDA</b>	<b>BE-334 / BE-335 / DD-325</b>

<b>KDD-334</b>	
	Number of Teeth 1/N° denti 1
	<b>150</b>
	Width 1/Largh. 1 [mm]
	<b>30</b>
<b>MAZDA</b>	<b>BE-336 / BE-337 / BE-348 / DD-334</b>

<b>KDD-327</b>	
	Number of Teeth 1/N° denti 1
	<b>153</b>
	Width 1/Largh. 1 [mm]
	<b>30</b>
<b>MAZDA</b>	<b>BE-336 / BE-337 / DD-327</b>

<b>KDD-334A</b>	
	Number of Teeth 1/N° denti 1
	<b>150</b>
	Width 1/Largh. 1 [mm]
	<b>30</b>
<b>MAZDA</b>	<b>BE-336 / BE-337 / DD-334</b>


<b>KDD-336</b>	
	Number of Teeth 1/N° denti 1
	<b>104</b>
	Width 1/Largh. 1 [mm]
	<b>30</b>
<b>MAZDA</b>	<b>BE-351 / DD-336</b>


<b>KDD-387</b>	
	Number of Teeth 1/N° denti 1
	<b>111</b>
	Width 1/Largh. 1 [mm]
	<b>17</b>
<b>CHEVROLET - DAEWOO</b>	<b>BE-W02 / DD-387</b>

<b>KDD-378</b>	
	Number of Teeth 1/N° denti 1
	<b>153</b>
	Width 1/Largh. 1 [mm]
	<b>27</b>
<b>MAZDA</b>	<b>BE-327 / BE-328 / DD-378</b>


<b>KDD-388</b>	
	Number of Teeth 1/N° denti 1
	<b>192</b>
	Width 1/Largh. 1 [mm]
	<b>30</b>
<b>MAZDA</b>	<b>BE-314 / BE-315 / BE-316 / DD-388</b>


<b>KDD-380</b>	
	Number of Teeth 1/N° denti 1
	<b>101</b>
	Width 1/Largh. 1 [mm]
	<b>30</b>
<b>MAZDA</b>	<b>BE-329 / DD-380</b>


<b>KDD-388A</b>	
	Number of Teeth 1/N° denti 1
	<b>192</b>
	Width 1/Largh. 1 [mm]
	<b>30</b>
<b>MAZDA</b>	<b>BE-314 / BE-315 / BE-345 / DD-388</b>


<b>KDD-383</b>	
	Number of Teeth 1/N° denti 1
	<b>125</b>
	Width 1/Largh. 1 [mm]
	<b>22</b>
<b>MAZDA</b>	<b>BE-301 / BE-306 / DD-383</b>


<b>KDD-388B</b>	
	Number of Teeth 1/N° denti 1
	<b>192</b>
	Width 1/Largh. 1 [mm]
	<b>30</b>
<b>MAZDA</b>	<b>BE-315 / BE-316 / DD-388</b>

<b>KDD-385</b>	
	Number of Teeth 1/N° denti 1
	<b>107</b>
	Width 1/Largh. 1 [mm]
	<b>22</b>
<b>MAZDA</b>	<b>BE-330 / DD-320</b>

<b>KDD-389</b>	
	Number of Teeth 1/N° denti 1
	<b>78</b>
	Width 1/Largh. 1 [mm]
	<b>19</b>
	Number of Teeth 2/N° denti 2
	<b>148</b>
	Width 2/Largh. 2 [mm]
	<b>25</b>
<b>MAZDA</b>	<b>BE-317 / BE-318 / BE-320 / DD-305 / DD-389</b>

<b>KDD-392</b>	
	Number of Teeth 1/N° denti 1
	<b>125</b>
	Width 1/Largh. 1 [mm]
	<b>20</b>
<b>DAEWOO</b>	<b>BE-W03 / DD-392</b>

<b>KDD-400B</b>	
	Number of Teeth 1/N° denti 1
	<b>95</b>
	Width 1/Largh. 1 [mm]
	<b>19</b>
<b>NISSAN</b>	<b>BE-105 / DD-400</b>

<b>KDD-393</b>	
	Number of Teeth 1/N° denti 1
	<b>127</b>
	Width 1/Largh. 1 [mm]
	<b>25</b>
<b>CHEVROLET - DAEWOO</b>	<b>BE-W00 / BE-W01 / DD-393</b>

<b>KDD-401</b>	
	Number of Teeth 1/N° denti 1
	<b>84</b>
	Width 1/Largh. 1 [mm]
	<b>19</b>
<b>SUZUKI</b>	<b>BE-802 / DD-401</b>


<b>KDD-397</b>	
	Number of Teeth 1/N° denti 1
	<b>135</b>
	Width 1/Largh. 1 [mm]
	<b>25</b>
<b>MAZDA</b>	<b>BE-312 / BE-313 / DD-397</b>


<b>KDD-404</b>	
	Number of Teeth 1/N° denti 1
	<b>101</b>
	Width 1/Largh. 1 [mm]
	<b>24</b>
<b>ROVER - HONDA</b>	<b>BE-401 / DD-404</b>

<b>KDD-399</b>	
	Number of Teeth 1/N° denti 1
	<b>162</b>
	Width 1/Largh. 1 [mm]
	<b>25</b>
<b>KIA</b>	<b>BE-K05 / DD-399</b>


<b>KDD-405</b>	
	Number of Teeth 1/N° denti 1
	<b>108</b>
	Width 1/Largh. 1 [mm]
	<b>24</b>
<b>HONDA</b>	<b>BE-400 / DD-405</b>


<b>KDD-400A</b>	
	Number of Teeth 1/N° denti 1
	<b>95</b>
	Width 1/Largh. 1 [mm]
	<b>19</b>
	<b>BE-400 / DD-400</b>

<b>KDD-406</b>	
	Number of Teeth 1/N° denti 1
	<b>97</b>
	Width 1/Largh. 1 [mm]
	<b>19</b>
<b>HONDA</b>	<b>BE-403 / DD-406</b>

KDD-409	
	Number of Teeth 1/N° denti 1
	133
	Width 1/Largh. 1 [mm]
	24
HONDA	BE-407 / DD-409

KDD-413A	
	Number of Teeth 1/N° denti 1
	107
	Width 1/Largh. 1 [mm]
	24
ROVER - HONDA	BE-413 / DD-413


KDD-410	
	Number of Teeth 1/N° denti 1
	192
	Width 1/Largh. 1 [mm]
	28
ROVER - HONDA	BE-405 / DD-410


KDD-413B	
	Number of Teeth 1/N° denti 1
	107
	Width 1/Largh. 1 [mm]
	24
HONDA	BE-414 / DD-413

KDD-411	
	Number of Teeth 1/N° denti 1
	124
	Width 1/Largh. 1 [mm]
	24
HONDA - ROVER	BE-413 / DD-411

KDD-414	
	Number of Teeth 1/N° denti 1
	107
	Width 1/Largh. 1 [mm]
	24
HONDA	BE-407 / DD-413

KDD-411A	
	Number of Teeth 1/N° denti 1
	124
	Width 1/Largh. 1 [mm]
	24
HONDA	BE-407 / DD-411

KDD-415	
	Number of Teeth 1/N° denti 1
	113
	Width 1/Largh. 1 [mm]
	24
	Number of Teeth 2/N° denti 2
	70
	Width 2/Largh. 2 [mm]
	16
ROVER - HONDA	BE-404 / BE-409 / DD-415 / DD-419

KDD-412	
	Number of Teeth 1/N° denti 1
	106
	Width 1/Largh. 1 [mm]
	24
HONDA	BE-413 / DD-412


KDD-416	
	Number of Teeth 1/N° denti 1
	127
	Width 1/Largh. 1 [mm]
	25
	Number of Teeth 2/N° denti 2
	70
	Width 2/Largh. 2 [mm]
	16
HONDA - ROVER	BE-404 / BE-409 / DD-416 / DD-419




<b>KDD-417</b>	
	Number of Teeth 1/N° denti 1
	196
	Width 1/Largh. 1 [mm]
	28
<b>HONDA</b>	<b>BE-406 / DD-417</b>

<b>KDD-423B</b>	
	Number of Teeth 1/N° denti 1
	103
	Width 1/Largh. 1 [mm]
	22
<b>HONDA</b>	<b>BE-419 / DD-423</b>


<b>KDD-418A</b>	
	Number of Teeth 1/N° denti 1
	104
	Width 1/Largh. 1 [mm]
	25
<b>HONDA</b>	<b>BE-414 / DD-418</b>


<b>KDD-424</b>	
	Number of Teeth 1/N° denti 1
	70
	Width 1/Largh. 1 [mm]
	16
	Number of Teeth 2/N° denti 2
	112
	Width 2/Largh. 2 [mm]
	24
<b>HONDA</b>	<b>BE-404 / BE-409 / DD-419 / DD-424</b>

<b>KDD-418B</b>	
	Number of Teeth 1/N° denti 1
	104
	Width 1/Largh. 1 [mm]
	25
<b>HONDA</b>	<b>BE-409 / DD-418</b>

<b>KDD-425</b>	
	Number of Teeth 1/N° denti 1
	129
	Width 1/Largh. 1 [mm]
	25
<b>HONDA</b>	<b>BE-418 / DD-425</b>

<b>KDD-422</b>	
	Number of Teeth 1/N° denti 1
	124
	Width 1/Largh. 1 [mm]
	26
<b>HONDA</b>	<b>BE-415 / DD-422</b>

<b>KDD-481</b>	
	Number of Teeth 1/N° denti 1
	126
	Width 1/Largh. 1 [mm]
	26
<b>HONDA</b>	<b>BE-415 / DD-481</b>

<b>KDD-423</b>	
	Number of Teeth 1/N° denti 1
	103
	Width 1/Largh. 1 [mm]
	22
<b>HONDA</b>	<b>BE-414 / DD-423</b>

<b>KDD-482</b>	
	Number of Teeth 1/N° denti 1
	78
	Width 1/Largh. 1 [mm]
	22
	Number of Teeth 2/N° denti 2
	112
	Width 2/Largh. 2 [mm]
	28
<b>HONDA</b>	<b>BE-420 / BE-421 / BE-422 / DD-426 / DD-482</b>

KDD-485	
	Number of Teeth 1/N° denti 1
	125
	Width 1/Largh. 1 [mm]
	26
<b>HONDA</b>	<b>BE-415 / DD-485</b>

KDD-504	
	Number of Teeth 1/N° denti 1
	154
	Width 1/Largh. 1 [mm]
	28.7
<b>MITSUBISHI</b>	<b>BE-513 / BE-515 / DD-504</b>

KDD-487	
	Number of Teeth 1/N° denti 1
	103
	Width 1/Largh. 1 [mm]
	23.5
<b>HONDA</b>	<b>BE-414 / DD-487</b>

KDD-507	
	Number of Teeth 1/N° denti 1
	120
	Width 1/Largh. 1 [mm]
	19
<b>MITSUBISHI</b>	<b>BE-502 / DD-507</b>

KDD-498	
	Number of Teeth 1/N° denti 1
	70
	Width 1/Largh. 1 [mm]
	16
	Number of Teeth 2/N° denti 2
	155
	Width 2/Largh. 2 [mm]
	24
<b>HONDA</b>	<b>BE-416 / BE-417 / DD-419 / DD-498</b>


KDD-508A	
	Number of Teeth 1/N° denti 1
	120
	Width 1/Largh. 1 [mm]
	19
<b>MITSUBISHI</b>	<b>BE-505 / DD-508</b>


KDD-500	
	Number of Teeth 1/N° denti 1
	122
	Width 1/Largh. 1 [mm]
	19
	Number of Teeth 2/N° denti 2
	55
	Width 2/Largh. 2 [mm]
	13
<b>MITSUBISHI</b>	<b>BE-502 / BE-510 / DD-500 / DD-501</b>


KDD-509	
	Number of Teeth 1/N° denti 1
	157
	Width 1/Largh. 1 [mm]
	32
	Number of Teeth 2/N° denti 2
	55
	Width 2/Largh. 2 [mm]
	12.8
<b>MITSUBISHI</b>	<b>BE-506 / BE-516 / BE-517 / DD-509 / DD-514</b>

KDD-502	
	Number of Teeth 1/N° denti 1
	141
	Width 1/Largh. 1 [mm]
	30
<b>MITSUBISHI - JEEP</b>	<b>BE-530 / BE-531 / BE-535 / DD-502</b>


KDD-510	
	Number of Teeth 1/N° denti 1
	154
	Width 1/Largh. 1 [mm]
	25.4
	Number of Teeth 2/N° denti 2
	99
	Width 2/Largh. 2 [mm]
	18.5
<b>MITSUBISHI</b>	<b>BE-500 / BE-532 / BE-533 / BE-534 / DD-510 / DD-587</b>


<b>KDD-512</b>	
	Number of Teeth 1/N° denti 1
	<b>195</b>
	Width 1/Largh. 1 [mm]
	<b>32</b>
<b>BE-H14 / BE-H15 / DD-512</b>	


<b>KDD-513D</b>	
	Number of Teeth 1/N° denti 1
	<b>122</b>
	Width 1/Largh. 1 [mm]
	<b>19</b>
Number of Teeth 2/N° denti 2	
<b>55</b>	
Width 2/Largh. 2 [mm]	
<b>12.8</b>	
<b>BE-502 / BE-510 / DD-513 / DD-514</b>	

<b>KDD-513</b>	
	Number of Teeth 1/N° denti 1
	<b>122</b>
	Width 1/Largh. 1 [mm]
	<b>19</b>
Number of Teeth 2/N° denti 2	
<b>65</b>	
Width 2/Largh. 2 [mm]	
<b>13</b>	
<b>BE-525 / BE-H22 / DD-513 / DD-532</b>	

<b>KDD-515</b>	
	Number of Teeth 1/N° denti 1
	<b>118</b>
	Width 1/Largh. 1 [mm]
	<b>26</b>
<b>BE-536 / BE-537 / DD-515</b>	

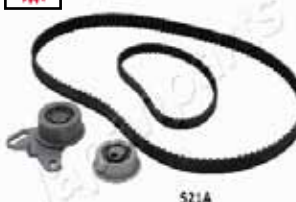
<b>KDD-513A</b>	
	Number of Teeth 1/N° denti 1
	<b>122</b>
	Width 1/Largh. 1 [mm]
	<b>19</b>
Number of Teeth 2/N° denti 2	
<b>55</b>	
Width 2/Largh. 2 [mm]	
<b>12.8</b>	
<b>BE-505 / BE-510 / DD-513 / DD-514</b>	

<b>KDD-519</b>	
	Number of Teeth 1/N° denti 1
	<b>92</b>
	Width 1/Largh. 1 [mm]
	<b>18.8</b>
<b>BE-503 / DD-519</b>	

<b>KDD-513B</b>	
	Number of Teeth 1/N° denti 1
	<b>122</b>
	Width 1/Largh. 1 [mm]
	<b>19</b>
Number of Teeth 2/N° denti 2	
<b>55</b>	
Width 2/Largh. 2 [mm]	
<b>12.8</b>	
<b>BE-506 / BE-508 / DD-513 / DD-514</b>	

<b>KDD-521</b>	
	Number of Teeth 1/N° denti 1
	<b>55</b>
	Width 1/Largh. 1 [mm]
	<b>12.8</b>
Number of Teeth 2/N° denti 2	
<b>123</b>	
Width 2/Largh. 2 [mm]	
<b>19</b>	
<b>BE-506 / BE-508 / DD-514 / DD-521</b>	

<b>KDD-513C</b>	
	Number of Teeth 1/N° denti 1
	<b>122</b>
	Width 1/Largh. 1 [mm]
	<b>19</b>
Number of Teeth 2/N° denti 2	
<b>65</b>	
Width 2/Largh. 2 [mm]	
<b>13</b>	
<b>BE-506 / BE-508 / DD-513 / DD-532</b>	

<b>KDD-521A</b>	
	Number of Teeth 1/N° denti 1
	<b>123</b>
	Width 1/Largh. 1 [mm]
	<b>19</b>
Number of Teeth 2/N° denti 2	
<b>65</b>	
Width 2/Largh. 2 [mm]	
<b>13</b>	
<b>BE-508 / BE-514 / DD-521 / DD-532</b>	

KDD-522A	
	Number of Teeth 1/N° denti 1
	55
	Width 1/Largh. 1 [mm]
	12.8
	Number of Teeth 2/N° denti 2
	122
	Width 2/Largh. 2 [mm]
	24
<b>MITSUBISHI</b>	<b>BE-506 / BE-508 / BE-513 / DD-514 / DD-522</b>

KDD-526D	
	Number of Teeth 1/N° denti 1
	153
	Width 1/Largh. 1 [mm]
	29
	Number of Teeth 2/N° denti 2
	65
	Width 2/Largh. 2 [mm]
	13
<b>HYUNDAI</b>	<b>BE-506 / BE-508 / DD-526 / DD-532</b>

KDD-522B	
	Number of Teeth 1/N° denti 1
	122
	Width 1/Largh. 1 [mm]
	24
	Number of Teeth 2/N° denti 2
	65
	Width 2/Largh. 2 [mm]
	13
<b>MITSUBISHI</b>	<b>BE-506 / BE-508 / BE-513 / DD-522 / DD-532</b>

KDD-528	
	Number of Teeth 1/N° denti 1
	257
	Width 1/Largh. 1 [mm]
	32
<b>MITSUBISHI</b>	<b>BE-509 / DD-528</b>

KDD-525	
	Number of Teeth 1/N° denti 1
	149
	Width 1/Largh. 1 [mm]
	24.7
<b>HYUNDAI - CHRYSLER - MITSUBISHI</b>	<b>BE-509 / DD-525</b>

KDD-528A	
	Number of Teeth 1/N° denti 1
	257
	Width 1/Largh. 1 [mm]
	32
<b>MITSUBISHI</b>	<b>BE-H14 / BE-H15 / DD-528</b>

KDD-526	
	Number of Teeth 1/N° denti 1
	153
	Width 1/Largh. 1 [mm]
	29
	Number of Teeth 2/N° denti 2
	65
	Width 2/Largh. 2 [mm]
	13
<b>MITSUBISHI - HYUNDAI</b>	<b>BE-507 / BE-513 / BE-514 / DD-526 / DD-532</b>


KDD-529	
	Number of Teeth 1/N° denti 1
	121
	Width 1/Largh. 1 [mm]
	28.7
<b>MITSUBISHI - PROTON</b>	<b>BE-512 / DD-529</b>


KDD-526C	
	Number of Teeth 1/N° denti 1
	153
	Width 1/Largh. 1 [mm]
	29
	Number of Teeth 2/N° denti 2
	65
	Width 2/Largh. 2 [mm]
	13
<b>KIA - MITSUBISHI</b>	<b>BE-513 / BE-519 / BE-H22 / DD-526 / DD-532</b>

KDD-530	
	Number of Teeth 1/N° denti 1
	123
	Width 1/Largh. 1 [mm]
	29
	Number of Teeth 2/N° denti 2
	65
	Width 2/Largh. 2 [mm]
	13
<b>MITSUBISHI</b>	<b>BE-513 / BE-514 / BE-519 / DD-530 / DD-532</b>




<b>KDD-530A</b>	
	Number of Teeth 1/N° denti 1
	<b>123</b>
	Width 1/Largh. 1 [mm]
	<b>29</b>
<b>GONOW</b>	<b>BE-519 / DD-530</b>

<b>KDD-534</b>	
	Number of Teeth 1/N° denti 1
	<b>117</b>
	Width 1/Largh. 1 [mm]
	<b>29</b>
<b>PROTON - MITSUBISHI</b>	<b>BE-512 / DD-534</b>

<b>KDD-531</b>	
	Number of Teeth 1/N° denti 1
	<b>158</b>
	Width 1/Largh. 1 [mm]
	<b>31.7</b>
	Number of Teeth 2/N° denti 2
	<b>65</b>
	Width 2/Largh. 2 [mm]
	<b>13</b>
<b>mitsubishi - PROTON</b>	<b>BE-514 / BE-517 / BE-521 / DD-531 / DD-532</b>

<b>KDD-535</b>	
	Number of Teeth 1/N° denti 1
	<b>156</b>
	Width 1/Largh. 1 [mm]
	<b>28.7</b>
<b>MITSUBISHI</b>	<b>BE-513 / BE-515 / DD-535</b>

<b>KDD-533A</b>	
	Number of Teeth 1/N° denti 1
	<b>92</b>
	Width 1/Largh. 1 [mm]
	<b>22</b>
<b>MITSUBISHI - PROTON</b>	<b>BE-511 / DD-533</b>

<b>KDD-538</b>	
	Number of Teeth 1/N° denti 1
	<b>132</b>
	Width 1/Largh. 1 [mm]
	<b>26</b>
<b>MITSUBISHI</b>	<b>BE-527 / DD-538</b>

<b>KDD-533B</b>	
	Number of Teeth 1/N° denti 1
	<b>92</b>
	Width 1/Largh. 1 [mm]
	<b>22</b>
<b>HYUNDAI</b>	<b>BE-H01 / DD-533</b>

<b>KDD-539</b>	
	Number of Teeth 1/N° denti 1
	<b>65</b>
	Width 1/Largh. 1 [mm]
	<b>13</b>
	Number of Teeth 2/N° denti 2
	<b>122</b>
	Width 2/Largh. 2 [mm]
	<b>29</b>
<b>MITSUBISHI</b>	<b>BE-507 / BE-513 / BE-514 / DD-532 / DD-539</b>

<b>KDD-533C</b>	
	Number of Teeth 1/N° denti 1
	<b>92</b>
	Width 1/Largh. 1 [mm]
	<b>22</b>
<b>HYUNDAI</b>	<b>BE-507 / DD-533</b>

<b>KDD-539B</b>	
	Number of Teeth 1/N° denti 1
	<b>65</b>
	Width 1/Largh. 1 [mm]
	<b>13</b>
	Number of Teeth 2/N° denti 2
	<b>122</b>
	Width 2/Largh. 2 [mm]
	<b>29</b>
<b>MITSUBISHI</b>	<b>BE-513 / BE-519 / BE-H22 / DD-532 / DD-539</b>


<b>KDD-539C</b>	
	Number of Teeth 1/N° denti 1
	<b>65</b>
	Width 1/Largh. 1 [mm]
	<b>13</b>
	Number of Teeth 2/N° denti 2
	<b>122</b>
	Width 2/Largh. 2 [mm]
	<b>29</b>
<b>mitsubishi</b>	<b>BE-519 / BE-H22 / DD-532 / DD-539</b>

<b>KDD-542A</b>	
	Number of Teeth 1/N° denti 1
	<b>265</b>
	Width 1/Largh. 1 [mm]
	<b>32</b>
<b>mitsubishi</b>	<b>BE-H14 / BE-H15 / DD-542</b>

<b>KDD-540</b>	
	Number of Teeth 1/N° denti 1
	<b>109</b>
	Width 1/Largh. 1 [mm]
	<b>24.7</b>
<b>mitsubishi</b>	<b>BE-529 / DD-540</b>

<b>KDD-543</b>	
	Number of Teeth 1/N° denti 1
	<b>159</b>
	Width 1/Largh. 1 [mm]
	<b>29</b>
<b>mitsubishi</b>	<b>BE-513 / BE-515 / DD-543</b>

<b>KDD-540B</b>	
	Number of Teeth 1/N° denti 1
	<b>109</b>
	Width 1/Largh. 1 [mm]
	<b>24.7</b>
<b>DAEWOO - CHEVROLET</b>	<b>BE-808 / DD-540</b>

<b>KDD-571</b>	
	Number of Teeth 1/N° denti 1
	<b>101</b>
	Width 1/Largh. 1 [mm]
	<b>20</b>
<b>KIA - HYUNDAI</b>	<b>BE-H08 / DD-571</b>

<b>KDD-541</b>	
	Number of Teeth 1/N° denti 1
	<b>187</b>
	Width 1/Largh. 1 [mm]
	<b>32</b>
<b>mitsubishi</b>	<b>BE-H14 / BE-H15 / DD-541</b>

<b>KDD-575</b>	
	Number of Teeth 1/N° denti 1
	<b>153</b>
	Width 1/Largh. 1 [mm]
	<b>24.7</b>
<b>mitsubishi</b>	<b>BE-527 / BE-528 / DD-575</b>

<b>KDD-542</b>	
	Number of Teeth 1/N° denti 1
	<b>265</b>
	Width 1/Largh. 1 [mm]
	<b>32</b>
<b>mitsubishi</b>	<b>BE-509 / DD-542</b>

<b>KDD-575A</b>	
	Number of Teeth 1/N° denti 1
	<b>153</b>
	Width 1/Largh. 1 [mm]
	<b>24.7</b>
<b>TATA (TELCO)</b>	<b>BE-014 / DD-575</b>

<b>KDD-576</b>	
	Number of Teeth 1/N° denti 1
	<b>107</b>
	Width 1/Largh. 1 [mm]
	<b>25</b>
<b>mitsubishi</b>	<b>BE-529 / DD-W02</b>

<b>KDD-589</b>	
	Number of Teeth 1/N° denti 1
	<b>65</b>
	Width 1/Largh. 1 [mm]
	<b>13</b>
	Number of Teeth 2/N° denti 2
	<b>154</b>
	Width 2/Largh. 2 [mm]
	<b>29</b>
<b>mitsubishi</b>	<b>BE-513 / BE-519 / BE-H22 / DD-532 / DD-589</b>

<b>KDD-578</b>	
	Number of Teeth 1/N° denti 1
	<b>116</b>
	Width 1/Largh. 1 [mm]
	<b>29</b>
<b>mitsubishi</b>	<b>BE-512 / DD-578</b>

<b>KDD-589B</b>	
	Number of Teeth 1/N° denti 1
	<b>65</b>
	Width 1/Largh. 1 [mm]
	<b>13</b>
	Number of Teeth 2/N° denti 2
	<b>154</b>
	Width 2/Largh. 2 [mm]
	<b>29</b>
<b>mitsubishi</b>	<b>BE-513 / BE-514 / BE-519 / DD-532 / DD-589</b>

<b>KDD-578B</b>	
	Number of Teeth 1/N° denti 1
	<b>116</b>
	Width 1/Largh. 1 [mm]
	<b>29</b>
<b>mitsubishi</b>	<b>BE-513 / BE-515 / DD-578</b>

<b>KDD-590</b>	
	Number of Teeth 1/N° denti 1
	<b>65</b>
	Width 1/Largh. 1 [mm]
	<b>13</b>
	Number of Teeth 2/N° denti 2
	<b>151</b>
	Width 2/Largh. 2 [mm]
	<b>29</b>
<b>mitsubishi - hyundai</b>	<b>BE-507 / BE-513 / BE-514 / DD-532 / DD-590</b>

<b>KDD-579</b>	
	Number of Teeth 1/N° denti 1
	<b>111</b>
	Width 1/Largh. 1 [mm]
	<b>29</b>
<b>mitsubishi</b>	<b>BE-526 / DD-579</b>

<b>KDD-591</b>	
	Number of Teeth 1/N° denti 1
	<b>65</b>
	Width 1/Largh. 1 [mm]
	<b>13</b>
	Number of Teeth 2/N° denti 2
	<b>124</b>
	Width 2/Largh. 2 [mm]
	<b>29</b>
<b>GREAT WALL - MITSUBISHI - SHUANGHUAN AUTO</b>	<b>BE-513 / BE-514 / BE-519 / DD-532 / DD-591</b>


<b>KDD-581</b>	
	Number of Teeth 1/N° denti 1
	<b>111</b>
	Width 1/Largh. 1 [mm]
	<b>25</b>
<b>hyundai</b>	<b>BE-H03 / BE-H04 / DD-581</b>

<b>KDD-591B</b>	
	Number of Teeth 1/N° denti 1
	<b>124</b>
	Width 1/Largh. 1 [mm]
	<b>29</b>
<b>GREAT WALL</b>	<b>BE-514 / DD-591</b>

KDD-592	
	Number of Teeth 1/N° denti 1
	55
	Width 1/Largh. 1 [mm]
	12.8
	Number of Teeth 2/N° denti 2
	123
	Width 2/Largh. 2 [mm]
	24
<b>HYUNDAI</b>	<b>BE-506 / DD-514 / DD-592</b>


KDD-601	
	Number of Teeth 1/N° denti 1
	111
	Width 1/Largh. 1 [mm]
	25
<b>DAIHATSU</b>	<b>BE-611 / DD-601</b>

KDD-593	
	Number of Teeth 1/N° denti 1
	65
	Width 1/Largh. 1 [mm]
	13
	Number of Teeth 2/N° denti 2
	123
	Width 2/Largh. 2 [mm]
	18.7
	<b>BE-508 / BE-514 / DD-532 / DD-593</b>

KDD-601A	
	Number of Teeth 1/N° denti 1
	111
	Width 1/Largh. 1 [mm]
	25
<b>DAIHATSU</b>	<b>BE-608 / DD-601</b>

KDD-594	
	Number of Teeth 1/N° denti 1
	55
	Width 1/Largh. 1 [mm]
	12.8
	Number of Teeth 2/N° denti 2
	122
	Width 2/Largh. 2 [mm]
	19.1
<b>MITSUBISHI</b>	<b>BE-506 / BE-513 / DD-514 / DD-594</b>

KDD-602	
	Number of Teeth 1/N° denti 1
	113
	Width 1/Largh. 1 [mm]
	25
<b>PIAGGIO</b>	<b>BE-612 / DD-602</b>


KDD-600A	
	Number of Teeth 1/N° denti 1
	90
	Width 1/Largh. 1 [mm]
	19
<b>INNOCENTI - DAIHATSU</b>	<b>BE-602 / DD-600</b>


KDD-605	
	Number of Teeth 1/N° denti 1
	102
	Width 1/Largh. 1 [mm]
	19
<b>DAIHATSU - INNOCENTI</b>	<b>BE-601 / DD-605</b>

KDD-600B	
	Number of Teeth 1/N° denti 1
	90
	Width 1/Largh. 1 [mm]
	19
<b>INNOCENTI</b>	<b>BE-601 / DD-600</b>


KDD-607A	
	Number of Teeth 1/N° denti 1
	103
	Width 1/Largh. 1 [mm]
	16
<b>DAIHATSU</b>	<b>BE-607 / DD-607</b>



<b>KDD-607B</b>	
	Number of Teeth 1/N° denti 1
	<b>103</b>
	Width 1/Largh. 1 [mm]
	<b>16</b>
<b>BE-611 / DD-607</b>	

<b>KDD-614</b>	
	Number of Teeth 1/N° denti 1
	<b>103</b>
	Width 1/Largh. 1 [mm]
	<b>18.5</b>
<b>DAIHATSU</b>	
<b>BE-608 / DD-614</b>	


<b>KDD-608</b>	
	Number of Teeth 1/N° denti 1
	<b>103</b>
	Width 1/Largh. 1 [mm]
	<b>19</b>
<b>DAIHATSU</b>	
<b>BE-601 / DD-608</b>	

<b>KDD-615</b>	
	Number of Teeth 1/N° denti 1
	<b>108</b>
	Width 1/Largh. 1 [mm]
	<b>31.8</b>
<b>DAIHATSU</b>	
<b>BE-609 / BE-610 / DD-615</b>	

<b>KDD-609</b>	
	Number of Teeth 1/N° denti 1
	<b>102</b>
	Width 1/Largh. 1 [mm]
	<b>19</b>
<b>INNOCENTI</b>	
<b>BE-601 / DD-609</b>	

<b>KDD-616</b>	
	Number of Teeth 1/N° denti 1
	<b>95</b>
	Width 1/Largh. 1 [mm]
	<b>25</b>
<b>DAIHATSU</b>	
<b>BE-600 / DD-610</b>	


<b>KDD-611</b>	
	Number of Teeth 1/N° denti 1
	<b>93</b>
	Width 1/Largh. 1 [mm]
	<b>25</b>
<b>PIAGGIO - DAIHATSU</b>	
<b>BE-600 / DD-611</b>	

<b>KDD-697</b>	
	Number of Teeth 1/N° denti 1
	<b>91</b>
	Width 1/Largh. 1 [mm]
	<b>19</b>
<b>INNOCENTI - PIAGGIO - DAIHATSU</b>	
<b>BE-601 / DD-697</b>	


<b>KDD-613</b>	
	Number of Teeth 1/N° denti 1
	<b>155</b>
	Width 1/Largh. 1 [mm]
	<b>19</b>
<b>DAIHATSU</b>	
<b>BE-603 / BE-604 / BE-605 / DD-613</b>	

<b>KDD-699</b>	
	Number of Teeth 1/N° denti 1
	<b>99</b>
	Width 1/Largh. 1 [mm]
	<b>16</b>
<b>INNOCENTI</b>	
<b>BE-607 / DD-699</b>	

KDD-700		
	Number of Teeth 1/N° denti 1	98
	Width 1/Largh. 1 [mm]	19
	Number of Teeth 2/N° denti 2	119
	Width 2/Largh. 2 [mm]	19
<b>SUBARU</b>		
<b>BE-703 / BE-704 / BE-705 / DD-106 / DD-700</b>		


KDD-707A		
	Number of Teeth 1/N° denti 1	223
	Width 1/Largh. 1 [mm]	27
<b>SUBARU</b>		
<b>BE-701 / BE-702 / BE-707 / BE-711 / DD-707</b>		


KDD-702		
	Number of Teeth 1/N° denti 1	89
	Width 1/Largh. 1 [mm]	19
<b>SUBARU</b>		
<b>BE-706 / DD-890</b>		

KDD-707B		
	Number of Teeth 1/N° denti 1	223
	Width 1/Largh. 1 [mm]	27
<b>SUBARU</b>		
<b>BE-701 / BE-702 / BE-707 / BE-710 / DD-707</b>		


KDD-703		
	Number of Teeth 1/N° denti 1	211
	Width 1/Largh. 1 [mm]	29.6
	<b>SUBARU</b>	
<b>BE-700 / BE-701 / BE-702 / DD-703</b>		


KDD-707C		
	Number of Teeth 1/N° denti 1	223
	Width 1/Largh. 1 [mm]	27
<b>SUBARU</b>		
<b>BE-701 / BE-702 / BE-708 / BE-710 / DD-707</b>		

KDD-704		
	Number of Teeth 1/N° denti 1	91
	Width 1/Largh. 1 [mm]	19
<b>SUBARU</b>		
<b>BE-706 / DD-697</b>		

KDD-789		
	Number of Teeth 1/N° denti 1	104
	Width 1/Largh. 1 [mm]	16
<b>SUBARU</b>		
<b>BE-712 / DD-789</b>		

KDD-707		
	Number of Teeth 1/N° denti 1	223
	Width 1/Largh. 1 [mm]	27
<b>SUBARU</b>		
<b>BE-700 / BE-701 / BE-702 / DD-707</b>		

KDD-791		
	Number of Teeth 1/N° denti 1	281
	Width 1/Largh. 1 [mm]	30
<b>SUBARU</b>		
<b>BE-700 / BE-701 / BE-702 / DD-791</b>		

<b>KDD-791A</b>	
	Number of Teeth 1/N° denti 1 <b>281</b>
	Width 1/Largh. 1 [mm] <b>30</b>
<b>SUBARU</b>	<b>BE-701 / BE-708 / BE-711 / DD-791</b>


<b>KDD-801</b>	
	Number of Teeth 1/N° denti 1 <b>119</b>
	Width 1/Largh. 1 [mm] <b>19</b>
<b>SUZUKI</b>	<b>BE-805 / DD-801</b>

<b>KDD-791B</b>	
	Number of Teeth 1/N° denti 1 <b>281</b>
	Width 1/Largh. 1 [mm] <b>30</b>
<b>SUBARU</b>	<b>BE-701 / BE-702 / BE-707 / BE-709 / BE-710 / DD-791</b>


<b>KDD-803</b>	
	Number of Teeth 1/N° denti 1 <b>103</b>
	Width 1/Largh. 1 [mm] <b>25</b>
<b>SUZUKI</b>	<b>BE-801 / DD-803</b>


<b>KDD-791C</b>	
	Number of Teeth 1/N° denti 1 <b>281</b>
	Width 1/Largh. 1 [mm] <b>30</b>
<b>SUBARU</b>	<b>BE-701 / BE-702 / BE-707 / BE-708 / BE-710 / DD-791</b>

<b>KDD-804</b>	
	Number of Teeth 1/N° denti 1 <b>119</b>
	Width 1/Largh. 1 [mm] <b>25</b>
<b>SUZUKI</b>	<b>BE-806 / DD-804</b>

<b>KDD-791D</b>	
	Number of Teeth 1/N° denti 1 <b>281</b>
	Width 1/Largh. 1 [mm] <b>30</b>
<b>SUBARU</b>	<b>BE-701 / BE-702 / BE-707 / BE-710 / DD-791</b>


<b>KDD-808</b>	
	Number of Teeth 1/N° denti 1 <b>162</b>
	Width 1/Largh. 1 [mm] <b>25</b>
<b>SUZUKI</b>	<b>BE-812 / DD-399</b>


<b>KDD-791E</b>	
	Number of Teeth 1/N° denti 1 <b>281</b>
	Width 1/Largh. 1 [mm] <b>30</b>
<b>SUBARU</b>	<b>BE-701 / BE-702 / BE-709 / BE-711 / DD-791</b>

<b>KDD-811</b>	
	Number of Teeth 1/N° denti 1 <b>190</b>
	Width 1/Largh. 1 [mm] <b>24</b>
<b>OPEL - SUZUKI - FIAT</b>	<b>BE-810 / BE-811 / DD-811</b>



<b>KDD-812</b>	
 <p>812</p>	Number of Teeth 1/N° denti 1
	<b>144</b>
	Width 1/Largh. 1 [mm]
	<b>26</b>
<b>SUZUKI</b>	<b>BE-816 / BE-819 / DD-812</b>

<b>KDD-880B</b>	
	Number of Teeth 1/N° denti 1
	<b>136</b>
	Width 1/Largh. 1 [mm]
	<b>25</b>
	<b>BE-002 / BE-003 / DD-907</b>

<b>KDD-812A</b>	
 <p>812A</p>	Number of Teeth 1/N° denti 1
	<b>144</b>
	Width 1/Largh. 1 [mm]
	<b>26</b>
<b>MAZDA</b>	<b>BE-334 / BE-335 / DD-812</b>

<b>KDD-883</b>	
 <p>883</p>	Number of Teeth 1/N° denti 1
	<b>141</b>
	Width 1/Largh. 1 [mm]
	<b>25</b>
<b>SUZUKI</b>	<b>BE-816 / BE-817 / DD-883</b>


<b>KDD-818</b>	
 <p>818</p>	Number of Teeth 1/N° denti 1
	<b>135</b>
	Width 1/Largh. 1 [mm]
	<b>25</b>
<b>SUZUKI</b>	<b>BE-818 / DD-818</b>

<b>KDD-884</b>	
 <p>884</p>	Number of Teeth 1/N° denti 1
	<b>89</b>
	Width 1/Largh. 1 [mm]
	<b>25</b>
<b>SUZUKI - SUBARU</b>	<b>BE-801 / DD-884</b>

<b>KDD-879</b>	
 <p>879</p>	Number of Teeth 1/N° denti 1
	<b>97</b>
	Width 1/Largh. 1 [mm]
	<b>18.8</b>
<b>SUZUKI</b>	<b>BE-805 / DD-879</b>



<b>KDD-889</b>	
 <p>889</p>	Number of Teeth 1/N° denti 1
	<b>97</b>
	Width 1/Largh. 1 [mm]
	<b>25</b>
<b>SUZUKI</b>	<b>BE-801 / DD-889</b>


<b>KDD-880A</b>	
 <p>880A</p>	Number of Teeth 1/N° denti 1
	<b>136</b>
	Width 1/Largh. 1 [mm]
	<b>25</b>
<b>HYUNDAI - LADA - SUZUKI</b>	<b>BE-004 / BE-005 / DD-907</b>


<b>KDD-889B</b>	
 <p>889B</p>	Number of Teeth 1/N° denti 1
	<b>97</b>
	Width 1/Largh. 1 [mm]
	<b>25</b>
<b>TOYOTA</b>	<b>BE-236 / DD-889</b>



<b>KDD-889C</b>	
	Number of Teeth 1/N° denti 1
	<b>97</b>
	Width 1/Largh. 1 [mm]
	<b>25</b>
<b>TOYOTA</b>	<b>BE-236 / BE-253 / DD-889</b>



<b>KDD-902</b>	
	Number of Teeth 1/N° denti 1
	<b>115</b>
	Width 1/Largh. 1 [mm]
	<b>18.5</b>
<b>ISUZU</b>	<b>BE-902 / DD-902</b>

<b>KDD-900</b>	
	Number of Teeth 1/N° denti 1
	<b>104</b>
	Width 1/Largh. 1 [mm]
	<b>22</b>
<b>OPEL - ISUZU</b>	<b>BE-914 / DD-900</b>

<b>KDD-903</b>	
	Number of Teeth 1/N° denti 1
	<b>111</b>
	Width 1/Largh. 1 [mm]
	<b>19</b>
<b>BEDFORD - ISUZU</b>	<b>BE-900 / BE-902 / DD-903</b>



<b>KDD-900B</b>	
	Number of Teeth 1/N° denti 1
	<b>104</b>
	Width 1/Largh. 1 [mm]
	<b>22</b>
<b>HONDA</b>	<b>BE-419 / DD-900</b>


<b>KDD-904A</b>	
	Number of Teeth 1/N° denti 1
	<b>137</b>
	Width 1/Largh. 1 [mm]
	<b>30</b>
<b>ISUZU - BEDFORD</b>	<b>BE-904 / BE-905 / DD-904</b>


<b>KDD-901A</b>	
	Number of Teeth 1/N° denti 1
	<b>87</b>
	Width 1/Largh. 1 [mm]
	<b>34.7</b>
<b>OPEL - ISUZU - VAUXHALL</b>	<b>BE-906 / DD-901</b>


<b>KDD-904B</b>	
	Number of Teeth 1/N° denti 1
	<b>137</b>
	Width 1/Largh. 1 [mm]
	<b>30</b>
<b>VAUXHALL - OPEL</b>	<b>BE-913 / BE-916 / DD-904</b>

<b>KDD-901B</b>	
	Number of Teeth 1/N° denti 1
	<b>87</b>
	Width 1/Largh. 1 [mm]
	<b>34.7</b>
<b>ISUZU</b>	<b>BE-902 / DD-901</b>

<b>KDD-905</b>	
	Number of Teeth 1/N° denti 1
	<b>171</b>
	Width 1/Largh. 1 [mm]
	<b>24</b>
<b>CHRYSLER - JEEP - DODGE</b>	<b>BE-917 / DD-W09</b>


<b>KDD-905A</b>	
 <p>905A</p>	Number of Teeth 1/N° denti 1
	<b>137</b>
	Width 1/Largh. 1 [mm]
	<b>24.5</b>
<b>ISUZU</b>	<b>BE-903 / DD-905</b>


<b>KDD-911</b>	
 <p>911</p>	Number of Teeth 1/N° denti 1
	<b>136</b>
	Width 1/Largh. 1 [mm]
	<b>25</b>
<b>MAZDA</b>	<b>BE-349 / BE-916 / DD-911</b>

<b>KDD-906B</b>	
 <p>906B</p>	Number of Teeth 1/N° denti 1
	<b>119</b>
	Width 1/Largh. 1 [mm]
	<b>32</b>
<b>OPEL - ISUZU</b>	<b>BE-907 / BE-908 / DD-993</b>


<b>KDD-992</b>	
 <p>992</p>	Number of Teeth 1/N° denti 1
	<b>112</b>
	Width 1/Largh. 1 [mm]
	<b>19</b>
<b>ISUZU</b>	<b>BE-900 / DD-992</b>


<b>KDD-907A</b>	
 <p>907A</p>	Number of Teeth 1/N° denti 1
	<b>136</b>
	Width 1/Largh. 1 [mm]
	<b>25</b>
<b>OPEL - ISUZU - VAUXHALL</b>	<b>BE-913 / BE-916 / DD-911</b>

<b>KDD-H01</b>	
 <p>H01</p>	Number of Teeth 1/N° denti 1
	<b>92</b>
	Width 1/Largh. 1 [mm]
	<b>18.8</b>
<b>MITSUBISHI - HYUNDAI</b>	<b>BE-503 / DD-503</b>



<b>KDD-907B</b>	
 <p>907B</p>	Number of Teeth 1/N° denti 1
	<b>136</b>
	Width 1/Largh. 1 [mm]
	<b>25</b>
	<b>BE-913 / DD-907</b>


<b>KDD-H02</b>	
 <p>H02</p>	Number of Teeth 1/N° denti 1
	<b>65</b>
	Width 1/Largh. 1 [mm]
	<b>13</b>
	Number of Teeth 2/N° denti 2
	<b>173</b>
	Width 2/Largh. 2 [mm]
	<b>29</b>
<b>HYUNDAI</b>	<b>BE-513 / BE-H05 / BE-H22 / DD-532 / DD-H02</b>

<b>KDD-910</b>	
 <p>910</p>	Number of Teeth 1/N° denti 1
	<b>191</b>
	Width 1/Largh. 1 [mm]
	<b>32</b>
<b>OPEL - ISUZU</b>	<b>BE-915 / DD-225</b>



<b>KDD-H02B</b>	
 <p>H02B</p>	Number of Teeth 1/N° denti 1
	<b>173</b>
	Width 1/Largh. 1 [mm]
	<b>29</b>
<b>KIA</b>	<b>BE-513 / BE-H05 / BE-H22 / BE-H26 / DD-H02</b>





<b>KDD-H02C</b>	
	Number of Teeth 1/N° denti 1
	<b>173</b>
	Width 1/Largh. 1 [mm]
	<b>29</b>
<b>KIA</b>	<b>BE-513 / BE-H05 / BE-H22 / DD-H02</b>



<b>KDD-H07B</b>	
	Number of Teeth 1/N° denti 1
	<b>105</b>
	Width 1/Largh. 1 [mm]
	<b>22</b>
<b>KIA - HYUNDAI</b>	<b>BE-H01 / BE-H02 / DD-H07</b>



<b>KDD-H03</b>	
	Number of Teeth 1/N° denti 1
	<b>207</b>
	Width 1/Largh. 1 [mm]
	<b>32</b>
<b>HYUNDAI</b>	<b>BE-H07 / BE-H25 / DD-H03</b>

<b>KDD-H08</b>	
	Number of Teeth 1/N° denti 1
	<b>123</b>
	Width 1/Largh. 1 [mm]
	<b>28</b>
<b>KIA - HYUNDAI</b>	<b>BE-H23 / BE-H24 / DD-H08</b>

<b>KDD-H03A</b>	
	Number of Teeth 1/N° denti 1
	<b>207</b>
	Width 1/Largh. 1 [mm]
	<b>32</b>
<b>HYUNDAI</b>	<b>BE-H07 / BE-H25 / BE-H27 / DD-H03</b>

<b>KDD-H09</b>	
	Number of Teeth 1/N° denti 1
	<b>65</b>
	Width 1/Largh. 1 [mm]
	<b>13</b>
	Number of Teeth 2/N° denti 2
	<b>175</b>
	Width 2/Largh. 2 [mm]
	<b>29</b>
<b>KIA - HYUNDAI</b>	<b>BE-513 / BE-H05 / BE-H22 / DD-532 / DD-H09</b>

<b>KDD-H03B</b>	
	Number of Teeth 1/N° denti 1
	<b>207</b>
	Width 1/Largh. 1 [mm]
	<b>32</b>
<b>HYUNDAI - KIA</b>	<b>BE-H06 / BE-H07 / DD-H03</b>

<b>KDD-H10</b>	
	Number of Teeth 1/N° denti 1
	<b>113</b>
	Width 1/Largh. 1 [mm]
	<b>24</b>
<b>KIA - HYUNDAI</b>	<b>BE-H03 / BE-H04 / DD-415</b>

<b>KDD-H07</b>	
	Number of Teeth 1/N° denti 1
	<b>105</b>
	Width 1/Largh. 1 [mm]
	<b>22</b>
<b>HYUNDAI</b>	<b>BE-H01 / DD-H07</b>


<b>KDD-H10A</b>	
	Number of Teeth 1/N° denti 1
	<b>113</b>
	Width 1/Largh. 1 [mm]
	<b>24</b>
<b>HYUNDAI</b>	<b>BE-H07 / BE-H25 / DD-415</b>





<b>KDD-H10B</b>	
	Number of Teeth 1/N° denti 1
	<b>113</b>
	Width 1/Largh. 1 [mm]
	<b>24</b>
<b>HYUNDAI - KIA</b>	<b>BE-H04 / BE-H29 / DD-415</b>



<b>KDD-K03</b>	
	Number of Teeth 1/N° denti 1
	<b>151</b>
	Width 1/Largh. 1 [mm]
	<b>30</b>
<b>KIA</b>	<b>BE-K09 / BE-K14 / BE-K17 / DD-K03</b>

<b>KDD-H11</b>	
	Number of Teeth 1/N° denti 1
	<b>219</b>
	Width 1/Largh. 1 [mm]
	<b>32</b>
<b>HYUNDAI</b>	<b>BE-H07 / BE-H28 / DD-H11</b>



<b>KDD-K04</b>	
	Number of Teeth 1/N° denti 1
	<b>168</b>
	Width 1/Largh. 1 [mm]
	<b>25</b>
<b>MAZDA - KIA</b>	<b>BE-305 / BE-308 / DD-K02</b>

<b>KDD-H14</b>	
	Number of Teeth 1/N° denti 1
	<b>110</b>
	Width 1/Largh. 1 [mm]
	<b>22</b>
<b>HYUNDAI</b>	<b>BE-H01 / DD-H14</b>


<b>KDD-K10</b>	
	Number of Teeth 1/N° denti 1
	<b>137</b>
	Width 1/Largh. 1 [mm]
	<b>22</b>
<b>KIA</b>	<b>BE-301 / BE-306 / DD-K10</b>


<b>KDD-K00</b>	
	Number of Teeth 1/N° denti 1
	<b>154</b>
	Width 1/Largh. 1 [mm]
	<b>21.5</b>
<b>KIA</b>	<b>BE-301 / BE-K06 / DD-K00</b>

<b>KDD-K11</b>	
	Number of Teeth 1/N° denti 1
	<b>152</b>
	Width 1/Largh. 1 [mm]
	<b>30</b>
<b>KIA - HYUNDAI</b>	<b>BE-K14 / BE-K16 / BE-K17 / BE-K18 / DD-K11</b>

<b>KDD-K01</b>	
	Number of Teeth 1/N° denti 1
	<b>59</b>
	Width 1/Largh. 1 [mm]
	<b>22</b>
	Number of Teeth 2/N° denti 2
	<b>176</b>
	Width 2/Largh. 2 [mm]
	<b>28</b>
<b>KIA</b>	<b>BE-K00 / BE-K04 / BE-K07 / BE-K22 / DD-K01 / DD-K12</b>


<b>KDD-K11A</b>	
	Number of Teeth 1/N° denti 1
	<b>152</b>
	Width 1/Largh. 1 [mm]
	<b>30</b>
<b>KIA</b>	<b>BE-K16 / BE-K17 / BE-K18 / BE-K21 / DD-K11</b>


<b>KDD-K13</b>	
	Number of Teeth 1/N° denti 1
	<b>259</b>
	Width 1/Largh. 1 [mm]
	<b>32</b>
<b>KIA - HYUNDAI</b>	<b>BE-H14 / BE-H15 / DD-K13</b>


<b>KDD-N01</b>	
	Number of Teeth 1/N° denti 1
	<b>149</b>
	Width 1/Largh. 1 [mm]
	<b>30</b>
<b>NISSAN</b>	<b>BE-100 / BE-101 / DD-116</b>

<b>KDD-K14</b>	
	Number of Teeth 1/N° denti 1
	<b>154</b>
	Width 1/Largh. 1 [mm]
	<b>21.5</b>
<b>KIA</b>	<b>BE-306 / BE-K06 / DD-K00</b>

<b>KDD-N02</b>	
	Number of Teeth 1/N° denti 1
	<b>141</b>
	Width 1/Largh. 1 [mm]
	<b>30</b>
<b>NISSAN</b>	<b>BE-112 / BE-113 / DD-118</b>

<b>KDD-K21</b>	
	Number of Teeth 1/N° denti 1
	<b>145</b>
	Width 1/Largh. 1 [mm]
	<b>22</b>
<b>KIA - MAZDA</b>	<b>BE-301 / BE-306 / DD-K06</b>

<b>KDD-N03</b>	
	Number of Teeth 1/N° denti 1
	<b>69</b>
	Width 1/Largh. 1 [mm]
	<b>19.4</b>
	<b>BE-113 / DD-199</b>

<b>KDD-M01</b>	
	Number of Teeth 1/N° denti 1
	<b>163</b>
	Width 1/Largh. 1 [mm]
	<b>25</b>
	Number of Teeth 2/N° denti 2
	<b>83</b>
	Width 2/Largh. 2 [mm]
	<b>19</b>
<b>HYUNDAI - MITSUBISHI</b>	<b>BE-500 / BE-501 / DD-505 / DD-506</b>


<b>KDD-N04</b>	
	Number of Teeth 1/N° denti 1
	<b>98</b>
	Width 1/Largh. 1 [mm]
	<b>19</b>
	<b>BE-113 / DD-106</b>

<b>KDD-M02</b>	
	Number of Teeth 1/N° denti 1
	<b>99</b>
	Width 1/Largh. 1 [mm]
	<b>18.5</b>
	Number of Teeth 2/N° denti 2
	<b>163</b>
	Width 2/Largh. 2 [mm]
	<b>25.1</b>
<b>MITSUBISHI - KIA - HYUNDAI - GASOLONE</b>	<b>BE-500 / BE-501 / DD-587 / DD-588</b>


<b>KDD-OP1</b>	
	Number of Teeth 1/N° denti 1
	<b>146</b>
	Width 1/Largh. 1 [mm]
	<b>24</b>
<b>VAUXHALL - OPEL</b>	<b>BE-913 / DD-998</b>


KDD-S01	
	Number of Teeth 1/N° denti 1
	88
	Width 1/Largh. 1 [mm]
	19
<b>SUZUKI - BEDFORD</b>	<b>BE-802 / DD-201</b>

KDD-S06	
	Number of Teeth 1/N° denti 1
	88
	Width 1/Largh. 1 [mm]
	19
<b>SUZUKI</b>	<b>BE-800 / DD-201</b>


KDD-S02	
	Number of Teeth 1/N° denti 1
	89
	Width 1/Largh. 1 [mm]
	18.8
<b>SUZUKI</b>	<b>BE-802 / DD-800</b>

KDD-T01	
	Number of Teeth 1/N° denti 1
	129
	Width 1/Largh. 1 [mm]
	31
<b>VW - TOYOTA</b>	<b>BE-202 / BE-203 / DD-219</b>

KDD-S03	
	Number of Teeth 1/N° denti 1
	84
	Width 1/Largh. 1 [mm]
	19
<b>SUZUKI</b>	<b>BE-803 / DD-401</b>

KDD-T03	
	Number of Teeth 1/N° denti 1
	130
	Width 1/Largh. 1 [mm]
	25
<b>TOYOTA</b>	<b>BE-200 / BE-201 / DD-206</b>


KDD-S04	
	Number of Teeth 1/N° denti 1
	95
	Width 1/Largh. 1 [mm]
	19
<b>SUZUKI</b>	<b>BE-800 / DD-805</b>


KDD-W02	
	Number of Teeth 1/N° denti 1
	107
	Width 1/Largh. 1 [mm]
	25
<b>DAEWOO - CHEVROLET</b>	<b>BE-808 / DD-W02</b>

KDD-S05	
	Number of Teeth 1/N° denti 1
	89
	Width 1/Largh. 1 [mm]
	18.8
<b>SUZUKI</b>	<b>BE-800 / DD-800</b>

KDD-W04A	
	Number of Teeth 1/N° denti 1
	169
	Width 1/Largh. 1 [mm]
	24
<b>DAEWOO - CHEVROLET</b>	<b>BE-W05 / BE-W08 / BE-W09 / DD-W04</b>




<b>KDD-W04B</b>	
 <p>W04B</p>	Number of Teeth 1/N° denti 1
	<b>169</b>
	Width 1/Largh. 1 [mm]
	<b>24</b>
<b>CHEVROLET - DAEWOO</b>	<b>BE-W05 / BE-W08 / DD-W04</b>

<b>KDD-W07</b>	
 <p>W07</p>	Number of Teeth 1/N° denti 1
	<b>151</b>
	Width 1/Largh. 1 [mm]
	<b>22</b>
<b>CHEVROLET</b>	<b>BE-W11 / BE-W12 / DD-W07</b>


<b>KDD-W09</b>	
 <p>W09</p>	Number of Teeth 1/N° denti 1
	<b>171</b>
	Width 1/Largh. 1 [mm]
	<b>24</b>
<b>DAEWOO - CHEVROLET</b>	<b>BE-W06 / BE-W08 / DD-W09</b>

<b>KDD-W10</b>	
 <p>W10</p>	Number of Teeth 1/N° denti 1
	<b>146</b>
	Width 1/Largh. 1 [mm]
	<b>24</b>
<b>CHEVROLET</b>	<b>BE-W13 / BE-W14 / DD-W10</b>

<b>KDD-W11</b>	
 <p>W11</p>	Number of Teeth 1/N° denti 1
	<b>131</b>
	Width 1/Largh. 1 [mm]
	<b>25</b>
<b>CHEVROLET - OPEL</b>	<b>BE-418 / BE-W15 / DD-W11</b>

KDK-100	
	NISSAN
	GA14DE
	NISSAN
	GA16DE
NISSAN	GA16DS
NISSAN	

KDK-107	
 107	NISSAN
	ZD30DDTi
NISSAN	


KDK-101	
 101	NISSAN
	GA16DE
	NISSAN
	GA16DEL
NISSAN	GA16DS
NISSAN	

KDK-109	
 109	NISSAN
	QG18DE
NISSAN	

KDK-104	
	NISSAN
	KA24DE
NISSAN	










KDK-110	
 110	NISSAN
	GA15DE
	NISSAN
NISSAN	QG15DE
NISSAN	

KDK-105	
	NISSAN
	CG10DE
	NISSAN
NISSAN	CG13DE
NISSAN	


KDK-111	
 111	NISSAN
	LD20
NISSAN	


KDK-106	
	NISSAN
	CG12DE
	NISSAN
	CR12DE
NISSAN	CR14DE
NISSAN	

KDK-112	
 112	NISSAN
	YD25DDTi
NISSAN	

 <p><b>KDK-113</b></p> <p>NISSAN</p> <p>YD25DDTi</p> <p>113</p> <p>NISSAN</p>		 <p><b>KDK-204</b></p> <p>TOYOTA</p> <p>2ZZ-GE</p> <p>204</p> <p>TOYOTA</p>	
 <p><b>KDK-200</b></p> <p>TOYOTA</p> <p>1ZZ-FE</p> <p>200</p> <p>TOYOTA</p>		 <p><b>KDK-205</b></p> <p>TOYOTA</p> <p>1AZ-FE</p> <p>205</p> <p>TOYOTA</p>	
 <p><b>KDK-201</b></p> <p>TOYOTA</p> <p>3ZZ-FE</p> <p>TOYOTA</p> <p>4ZZ-FE</p> <p>201</p> <p>TOYOTA</p>		 <p><b>KDK-206</b></p> <p>TOYOTA</p> <p>1SZ-FE</p> <p>206</p> <p>TOYOTA</p>	
 <p><b>KDK-202</b></p> <p>TOYOTA</p> <p>1NZ-FE</p> <p>KDK-202</p> <p>TOYOTA</p>		 <p><b>KDK-207</b></p> <p>TOYOTA</p> <p>1ND-TV</p> <p>207</p> <p>TOYOTA</p>	
 <p><b>KDK-203</b></p> <p>TOYOTA</p> <p>2NZ-FE</p> <p>KDK-203</p> <p>TOYOTA</p>		 <p><b>KDK-208</b></p> <p>TOYOTA</p> <p>2NZ-FE</p> <p>KDK-208</p> <p>TOYOTA</p>	





KDK-M00	
	SMART
	M 160 E6AL B03
	SMART
	M 160 E6AL B04
	SMART
M 160 E6AL B05	
SMART	
M 160.910	
SMART	
M 160.920	

KDK-M01	
	SMART
	OM 660 DE 8LA
SMART	





SKD-114	
	Number of Teeth 1/N° denti 1
	123
	Width/Largh. 1 [mm]
	27
<b>NISSAN - SUZUKI - DACIA - RENAULT</b>	<b>BE-122 / DD-114 / PQ-170</b>


SKD-297A	
	Number of Teeth/N° denti
	177
	Width/Largh. [mm]
	25
<b>TOYOTA</b>	<b>BE-224 / BE-225 / DD-297 / PQ-258</b>


SKD-205	
	Number of Teeth/N° denti
	178
	Width/Largh. [mm]
	25
<b>TOYOTA</b>	<b>BE-245 / BE-246 / DD-205 / PQ-283</b>


SKD-327	
	Number of Teeth/N° denti
	153
	Width/Largh. [mm]
	30
<b>MAZDA</b>	<b>BE-336 / BE-337 / DD-327 / PQ-336</b>

SKD-205A	
	Number of Teeth/N° denti
	178
	Width/Largh. [mm]
	25
<b>TOYOTA</b>	<b>BE-241 / BE-245 / BE-246 / DD-205 / PQ-271</b>

SKD-387	
	Number of Teeth/N° denti
	111
	Width/Largh. [mm]
	17
<b>CHEVROLET - DAEWOO</b>	<b>BE-W02 / DD-387 / PQ-W02</b>

SKD-205B	
	Number of Teeth/N° denti
	178
	Width/Largh. [mm]
	25
<b>TOYOTA</b>	<b>BE-245 / BE-246 / DD-205 / PQ-271</b>

SKD-393	
	Number of Teeth/N° denti
	127
	Width/Largh. [mm]
	25
<b>DAEWOO</b>	<b>BE-W00 / BE-W01 / DD-393 / PQ-W09</b>

SKD-211	
	Number of Teeth/N° denti
	163
	Width/Largh. [mm]
	27
<b>TOYOTA</b>	<b>BE-206 / BE-213 / DD-211 / PQ-244</b>

SKD-393A	
	Number of Teeth/N° denti
	127
	Width/Largh. [mm]
	25
<b>DAEWOO</b>	<b>BE-W00 / BE-W01 / DD-393 / PQ-W02</b>

SKD-393B	
	Number of Teeth/N° denti
	127
	Width/Largh. [mm]
	25
DAEWOO - CHEVROLET	BE-W00 / BE-W01 / DD-393 / PQ-W00

SKD-399	
	Number of Teeth/N° denti
	162
	Width/Largh. [mm]
	25
KIA	BE-K05 / DD-399 / PQ-K05

SKD-540B	
	Number of Teeth/N° denti
	109
	Width/Largh. [mm]
	24,7
CHEVROLET - DAEWOO	BE-808 / DD-540 / PQ-W04

SKD-H08	
	Number of Teeth/N° denti
	123
	Width/Largh. [mm]
	28
HYUNDAI - KIA	BE-H23 / BE-H24 / DD-H08 / PQ-H06

SKD-W02	
	Number of Teeth/N° denti
	107
	Width/Largh. [mm]
	25
DAEWOO - CHEVROLET	



BE-000	
	Diam./Diam. [mm]
	Height/Altezza [mm]
	Overall Height/Altezza ingombro[mm]
<b>57</b>	
<b>26</b>	
<b>44</b>	
<b>LADA</b>	


BE-006	
	Diam./Diam. [mm]
	Height/Altezza [mm]
	Overall Height/Altezza ingombro[mm]
	Overall Height/Altezza ingombro[mm]
<b>61</b>	
<b>37</b>	
<b>44</b>	
<b>44</b>	
<b>TATA (TELCO)</b>	

BE-002	
	Diam./Diam. [mm]
	Height/Altezza [mm]
	Overall Height/Altezza ingombro[mm]
	Overall Height/Altezza ingombro[mm]
<b>60</b>	
<b>34</b>	
<b>44</b>	
<b>44</b>	

BE-007	
	Diam./Diam. [mm]
	Height/Altezza [mm]
	Overall Height/Altezza ingombro[mm]
	Overall Height/Altezza ingombro[mm]
<b>67</b>	
<b>33</b>	
<b>44,3</b>	
<b>44,3</b>	
<b>CHRYSLER</b>	

BE-003	
	Diam./Diam. [mm]
	Height/Altezza [mm]
	Overall Height/Altezza ingombro[mm]
	Overall Height/Altezza ingombro[mm]
<b>60</b>	
<b>34</b>	
<b>44</b>	
<b>44</b>	
<b>TATA (TELCO)</b>	

BE-008	
	Diam./Diam. [mm]
	Height/Altezza [mm]
	Overall Height/Altezza ingombro[mm]
<b>62</b>	
<b>35</b>	
<b>35</b>	
<b>CHRYSLER</b>	

BE-004	
	Diam./Diam. [mm]
	Height/Altezza [mm]
	Overall Height/Altezza ingombro[mm]
	Overall Height/Altezza ingombro[mm]
<b>60</b>	
<b>34</b>	
<b>45</b>	
<b>45</b>	
<b>HYUNDAI - SUZUKI - LADA</b>	

BE-009	
	Diam./Diam. [mm]
	Height/Altezza [mm]
	Overall Height/Altezza ingombro[mm]
	Overall Height/Altezza ingombro[mm]
<b>76</b>	
<b>32</b>	
<b>64,5</b>	
<b>64,5</b>	
<b>JEEP - CHRYSLER</b>	

BE-005	
	Diam./Diam. [mm]
	Height/Altezza [mm]
	Overall Height/Altezza ingombro[mm]
	Overall Height/Altezza ingombro[mm]
<b>60</b>	
<b>34</b>	
<b>45</b>	
<b>45</b>	
<b>SUZUKI - HYUNDAI - LADA</b>	

BE-010	
	Diam./Diam. [mm]
	Height/Altezza [mm]
	Overall Height/Altezza ingombro[mm]
	Overall Height/Altezza ingombro[mm]
<b>67</b>	
<b>33</b>	
<b>48,3</b>	
<b>48,3</b>	
<b>JEEP - CHRYSLER</b>	

BE-011		
	Diam./Diam. [mm]	62
	Height/Altezza [mm]	35
<b>DODGE</b>		


BE-016		
	Diam./Diam. [mm]	23
	Height/Altezza [mm]	48
<b>CHRYSLER</b>		

BE-012		
	Diam./Diam. [mm]	61
	Height/Altezza [mm]	33
	Overall Height/Altezza ingombro[mm]	57
<b>012</b>		
<b>GONOW</b>		

BE-017		
	Diam./Diam. [mm]	60
	Height/Altezza [mm]	30
	Overall Height/Altezza ingombro[mm]	42
<b>017</b>		
<b>DR</b>		


BE-013		
	Diam./Diam. [mm]	61
	Height/Altezza [mm]	33
	Overall Height/Altezza ingombro[mm]	57
<b>013</b>		
<b>GONOW</b>		

BE-018		
	Diam./Diam. [mm]	67
	Height/Altezza [mm]	28
	Overall Height/Altezza ingombro[mm]	40
<b>018</b>		
<b>DR</b>		

BE-014		
	Diam./Diam. [mm]	59
	Height/Altezza [mm]	32
	Overall Height/Altezza ingombro[mm]	42
<b>014</b>		
<b>TATA (TELCO)</b>		

BE-019		
	Diam./Diam. [mm]	55
	Height/Altezza [mm]	26
	Overall Height/Altezza ingombro[mm]	31
<b>019</b>		
<b>TATA (TELCO)</b>		

BE-015		
	Diam./Diam. [mm]	67
	Height/Altezza [mm]	28
	Overall Height/Altezza ingombro[mm]	39
<b>015</b>		
<b>DR</b>		

BE-021		
	Inner Diam./Diam. int. [mm]	28,5
	Height/Altezza [mm]	27
<b>021</b>		
<b>DR</b>		

BE-100	
	Diam./Diam. [mm]
	Height/Altezza [mm]
	Overall Height/Altezza ingombro[mm]
<b>100</b>	
<b>NISSAN</b>	

BE-105	
	Diam./Diam. [mm]
	Height/Altezza [mm]
	Overall Height/Altezza ingombro[mm]
<b>105</b>	
<b>NISSAN</b>	

BE-101	
	Diam./Diam. [mm]
	Height/Altezza [mm]
	Overall Height/Altezza ingombro[mm]
<b>101</b>	
<b>NISSAN</b>	

BE-106	
	Diam./Diam. [mm]
	Height/Altezza [mm]
	Overall Height/Altezza ingombro[mm]
<b>106</b>	
<b>NISSAN</b>	

BE-102	
	Diam./Diam. [mm]
	Height/Altezza [mm]
	Overall Height/Altezza ingombro[mm]
<b>102</b>	
<b>NISSAN</b>	

BE-107	
	Diam./Diam. [mm]
	Height/Altezza [mm]
	Overall Height/Altezza ingombro[mm]
<b>107</b>	
<b>NISSAN</b>	

BE-103	
	Diam./Diam. [mm]
	Height/Altezza [mm]
	Overall Height/Altezza ingombro[mm]
<b>103</b>	
<b>NISSAN</b>	

BE-108	
	Diam./Diam. [mm]
	Height/Altezza [mm]
	Overall Height/Altezza ingombro[mm]
<b>108</b>	
<b>NISSAN</b>	

BE-104	
	Diam./Diam. [mm]
	Height/Altezza [mm]
	Overall Height/Altezza ingombro[mm]
<b>104</b>	
<b>NISSAN</b>	

BE-109	
	Diam./Diam. [mm]
	Height/Altezza [mm]
	Overall Height/Altezza ingombro[mm]
<b>109</b>	
<b>NISSAN</b>	

BE-110	
	Diam./Diam. [mm]
	Height/Altezza [mm]
	Overall Height/Altezza ingombro[mm]
<b>NISSAN</b>	

BE-115	
	Diam./Diam. [mm]
	Height/Altezza [mm]
	Overall Height/Altezza ingombro[mm]
<b>NISSAN</b>	

BE-111	
	Diam./Diam. [mm]
	Height/Altezza [mm]
	Overall Height/Altezza ingombro[mm]
<b>NISSAN</b>	

BE-116	
	Diam./Diam. [mm]
	Height/Altezza [mm]
	Overall Height/Altezza ingombro[mm]
<b>NISSAN</b>	

BE-112	
	Diam./Diam. [mm]
	Height/Altezza [mm]
	Overall Height/Altezza ingombro[mm]
<b>NISSAN</b>	

BE-120	
	Diam./Diam. [mm]
	Height/Altezza [mm]
	Overall Height/Altezza ingombro[mm]
<b>NISSAN</b>	


BE-113	
	Diam./Diam. [mm]
	Height/Altezza [mm]
	Overall Height/Altezza ingombro[mm]
<b>NISSAN</b>	

BE-121	
	Diam./Diam. [mm]
	Height/Altezza [mm]
	Overall Height/Altezza ingombro[mm]
<b>NISSAN</b>	

BE-114	
	Diam./Diam. [mm]
	Height/Altezza [mm]
	Overall Height/Altezza ingombro[mm]
<b>NISSAN</b>	

BE-122	
	Diam./Diam. [mm]
	Height/Altezza [mm]
	Overall Height/Altezza ingombro[mm]
<b>NISSAN - DACIA - SUZUKI</b>	

BE-123	
	Diam./Diam. [mm]
	50
	Height/Altezza [mm]
	31
Overall Height/Altezza ingombro[mm]	
52	
SUZUKI - NISSAN	

BE-128	
	Diam./Diam. [mm]
	50
	Height/Altezza [mm]
	22
NISSAN	

BE-124	
	Diam./Diam. [mm]
	70
	Height/Altezza [mm]
	32
NISSAN	

BE-129	
	Diam./Diam. [mm]
	59
	Height/Altezza [mm]
	28,5
	Overall Height/Altezza ingombro[mm]
37,5	
NISSAN	

BE-125	
	Diam./Diam. [mm]
	75,5
	Height/Altezza [mm]
	31,8
NISSAN	

BE-200	
	Diam./Diam. [mm]
	60
	Height/Altezza [mm]
	32,5
Overall Height/Altezza ingombro[mm]	
42,5	
TOYOTA	

BE-126	
	Diam./Diam. [mm]
	53,5
	Height [cm]/Altezza [cm]
	32
NISSAN	

BE-201	
	Diam./Diam. [mm]
	60
	Height/Altezza [mm]
	30
TOYOTA	


BE-127	
	Diam./Diam. [mm]
	66
	Height/Altezza [mm]
	32
	Overall Height/Altezza ingombro[mm]
35	
NISSAN	

BE-202	
	Diam./Diam. [mm]
	62
	Height/Altezza [mm]
	35
	Overall Height/Altezza ingombro[mm]
44	
TOYOTA - VW	



BE-203	
	Diam./Diam. [mm]
	83
	Height/Altezza [mm]
35	
Overall Height/Altezza ingombro[mm]	
35	
TOYOTA - VW	

BE-208	
	Diam./Diam. [mm]
	52
	Height/Altezza [mm]
23	
Overall Height/Altezza ingombro[mm]	
30,5	
TOYOTA - DAIHATSU	

BE-204	
	Diam./Diam. [mm]
	50
	Height/Altezza [mm]
27	
Overall Height/Altezza ingombro[mm]	
42	
TOYOTA	

BE-209	
	Diam./Diam. [mm]
	55
	Height/Altezza [mm]
23	
Overall Height/Altezza ingombro[mm]	
30	
TOYOTA	

BE-205	
	Diam./Diam. [mm]
	60
	Height/Altezza [mm]
30	
Overall Height/Altezza ingombro[mm]	
36,3	
TOYOTA	

BE-211	
	Diam./Diam. [mm]
	62
	Height/Altezza [mm]
28,5	
Overall Height/Altezza ingombro[mm]	
36,5	
TOYOTA	


BE-206	
	Diam./Diam. [mm]
	57,5
	Height/Altezza [mm]
29	
Overall Height/Altezza ingombro[mm]	
29	
TOYOTA	

BE-212	
	Diam./Diam. [mm]
	62
	Height/Altezza [mm]
35	
Overall Height/Altezza ingombro[mm]	
44	
TOYOTA	

BE-207	
	Diam./Diam. [mm]
	50
	Height/Altezza [mm]
27	
Overall Height/Altezza ingombro[mm]	
42	
TOYOTA	

BE-213	
	Diam./Diam. [mm]
	57,5
	Height/Altezza [mm]
29	
Overall Height/Altezza ingombro[mm]	
33,6	
TOYOTA	

BE-214	
	Diam./Diam. [mm]
	50
	Height/Altezza [mm]
	23
Overall Height/Altezza ingombro[mm]	
38	

BE-219	
	Diam./Diam. [mm]
	59
	Height/Altezza [mm]
	32
Overall Height/Altezza ingombro[mm]	
32	

**TOYOTA**

BE-215	
	Diam./Diam. [mm]
	56
	Height/Altezza [mm]
	29
Overall Height/Altezza ingombro[mm]	
42,2	

**TOYOTA**

BE-220	
	Diam./Diam. [mm]
	57,5
	Height/Altezza [mm]
	29
Overall Height/Altezza ingombro[mm]	
33,5	

**TOYOTA**

BE-216	
	Diam./Diam. [mm]
	54
	Height/Altezza [mm]
	29,3
Overall Height/Altezza ingombro[mm]	
29,3	

**TOYOTA**

BE-221	
	Diam./Diam. [mm]
	62
	Height/Altezza [mm]
	36,5
Overall Height/Altezza ingombro[mm]	
44	

**LEXUS - TOYOTA**

BE-217	
	Diam./Diam. [mm]
	52
	Height/Altezza [mm]
	30
Overall Height/Altezza ingombro[mm]	
45	

**TOYOTA**

BE-222	
	Diam./Diam. [mm]
	57,5
	Height/Altezza [mm]
	29
Overall Height/Altezza ingombro[mm]	
33	

**TOYOTA**

BE-218	
	Diam./Diam. [mm]
	57,5
	Height/Altezza [mm]
30	

**LEXUS**

BE-223	
	Diam./Diam. [mm]
	62
	Height/Altezza [mm]
36,5	

**TOYOTA - LEXUS**



BE-224	
	Diam./Diam. [mm]
	62
	Height/Altezza [mm]
	31
Overall Height/Altezza ingombro[mm]	
41	
TOYOTA	

BE-229	
	Diam./Diam. [mm]
	50
	Height/Altezza [mm]
	23
Overall Height/Altezza ingombro[mm]	
23	
TOYOTA	


BE-225	
	Diam./Diam. [mm]
	62
	Height/Altezza [mm]
	28,5
TOYOTA	

BE-230	
	Diam./Diam. [mm]
	50
	Height/Altezza [mm]
	27
Overall Height/Altezza ingombro[mm]	
27	
TOYOTA	

BE-226	
	Diam./Diam. [mm]
	57
	Height/Altezza [mm]
	25
Overall Height/Altezza ingombro[mm]	
46	
TOYOTA	

BE-232	
	Diam./Diam. [mm]
	62
	Height/Altezza [mm]
	36,5
Overall Height/Altezza ingombro[mm]	
44	
TOYOTA	

BE-227	
	Diam./Diam. [mm]
	57,5
	Height/Altezza [mm]
	30
Overall Height/Altezza ingombro[mm]	
38	
TOYOTA	

BE-233	
	Diam./Diam. [mm]
	62
	Height/Altezza [mm]
	28,5
Overall Height/Altezza ingombro[mm]	
37	
TOYOTA - LEXUS	

BE-228	
	Diam./Diam. [mm]
	57,5
	Height/Altezza [mm]
	29
Overall Height/Altezza ingombro[mm]	
40	
TOYOTA	

BE-235	
	Diam./Diam. [mm]
	57,5
	Height/Altezza [mm]
	29
Overall Height/Altezza ingombro[mm]	
37	
TOYOTA	

BE-236	
	Diam./Diam. [mm]
	62
	Height/Altezza [mm]
	28,5
	Overall Height/Altezza ingombro[mm]
	38
<b>TOYOTA</b>	


BE-242	
	Diam./Diam. [mm]
	62
	Height/Altezza [mm]
	40
	Overall Height/Altezza ingombro[mm]
	47
<b>TOYOTA</b>	

BE-237	
	Diam./Diam. [mm]
	54
	Height/Altezza [mm]
	32
	Overall Height/Altezza ingombro[mm]
	46,5
<b>TOYOTA</b>	


BE-243	
	Diam./Diam. [mm]
	60
	Height/Altezza [mm]
	30
	Overall Height/Altezza ingombro[mm]
	38
<b>TOYOTA</b>	

BE-239	
	Diam./Diam. [mm]
	62
	Height/Altezza [mm]
	28,5
	Overall Height/Altezza ingombro[mm]
	42
<b>TOYOTA</b>	

BE-244	
	Diam./Diam. [mm]
	62
	Height/Altezza [mm]
	28,5
	Overall Height/Altezza ingombro[mm]
	38
<b>TOYOTA</b>	


BE-240	
	Diam./Diam. [mm]
	62
	Height/Altezza [mm]
	40
	Overall Height/Altezza ingombro[mm]
	49
<b>TOYOTA</b>	

BE-245	
	Diam./Diam. [mm]
	62
	Height/Altezza [mm]
	30,5
	Overall Height/Altezza ingombro[mm]
	39
<b>TOYOTA</b>	

BE-241	
	Diam./Diam. [mm]
	32
	Height/Altezza [mm]
	67
<b>TOYOTA</b>	

BE-246	
	Diam./Diam. [mm]
	62
	Height/Altezza [mm]
	28,5
<b>TOYOTA</b>	

NEW		BE-248	
 <p>248</p>	Diam./Diam. [mm]	65	
	Height/Altezza [mm]	32	
	Overall Height/Altezza ingombro[mm]	41	
LEXUS			

NEW		BE-253	
	Operating Mode/Tipo funzionamento	Idraulico/Hydraulic	
	Length/Lungh. [mm]	90	
TOYOTA			


		BE-249	
 <p>249</p>	Diam./Diam. [mm]	62	
	Height/Altezza [mm]	37,5	
	Overall Height/Altezza ingombro[mm]	47	
TOYOTA			

NEW		BE-254	
 <p>254</p>	Diam./Diam. [mm]	60	
	Height/Altezza [mm]	30	
	Overall Height/Altezza ingombro[mm]	40	
TOYOTA			

		BE-250	
 <p>250</p>	Diam./Diam. [mm]	66	
	Height/Altezza [mm]	37,5	
TOYOTA			

NEW		BE-255	
 <p>255</p>	Diam./Diam. [mm]	60	
	Height/Altezza [mm]	30	
	Overall Height/Altezza ingombro[mm]	40,3	
TOYOTA			

		BE-251	
 <p>251</p>	Diam./Diam. [mm]	25	
	Height/Altezza [mm]	45	
TOYOTA			

NEW		BE-256	
 <p>256</p>	Diam./Diam. [mm]	62	
	Height/Altezza [mm]	28,5	
	Overall Height/Altezza ingombro[mm]	37	

		BE-252	
 <p>252</p>	Diam./Diam. [mm]	62	
	Height/Altezza [mm]	41	
TOYOTA			


		BE-300	
 <p>300</p>	Diam./Diam. [mm]	52	
	Height/Altezza [mm]	25	
	Overall Height/Altezza ingombro[mm]	32	
MAZDA - KIA			

BE-301	
	Diam./Diam. [mm] <b>52</b>
	Height/Altezza [mm] <b>25</b>
	Overall Height/Altezza ingombro[mm] <b>32</b>
<b>KIA - MAZDA</b>	

BE-307	
	Diam./Diam. [mm] <b>52</b>
	Height/Altezza [mm] <b>26</b>
	Overall Height/Altezza ingombro[mm] <b>33</b>
<b>KIA - MAZDA</b>	

BE-302	
	Diam./Diam. [mm] <b>47</b>
	Height/Altezza [mm] <b>32</b>
	Overall Height/Altezza ingombro[mm] <b>57</b>

BE-308	
	Diam./Diam. [mm] <b>52</b>
	Height/Altezza [mm] <b>28,5</b>
	Overall Height/Altezza ingombro[mm] <b>37</b>
<b>MAZDA - ASIA MOTORS - KIA</b>	

BE-303	
	Diam./Diam. [mm] <b>52</b>
	Height/Altezza [mm] <b>26</b>
	Overall Height/Altezza ingombro[mm] <b>35</b>
<b>MAZDA</b>	

BE-309	
	Diam./Diam. [mm] <b>52</b>
	Height/Altezza [mm] <b>33</b>
	Overall Height/Altezza ingombro[mm] <b>40,5</b>


BE-305	
	Diam./Diam. [mm] <b>60</b>
	Height/Altezza [mm] <b>28,5</b>
	Overall Height/Altezza ingombro[mm] <b>31</b>
<b>KIA - ASIA MOTORS - MAZDA</b>	

BE-312	
	Diam./Diam. [mm] <b>52</b>
	Height/Altezza [mm] <b>28,5</b>
	Overall Height/Altezza ingombro[mm] <b>35</b>
<b>MAZDA</b>	


BE-306	
	Diam./Diam. [mm] <b>52</b>
	Height/Altezza [mm] <b>25</b>
	Overall Height/Altezza ingombro[mm] <b>31</b>
<b>KIA - MAZDA</b>	

BE-313	
	Diam./Diam. [mm] <b>62</b>
	Height/Altezza [mm] <b>28,5</b>
	Overall Height/Altezza ingombro[mm] <b>52</b>
<b>MAZDA</b>	

BE-314	
	Diam./Diam. [mm]
	60
	Height/Altezza [mm]
	33
Overall Height/Altezza ingombro[mm]	
39	
MAZDA	

BE-319	
	Diam./Diam. [mm]
	58
	Height/Altezza [mm]
	35
Overall Height/Altezza ingombro[mm]	
39	
MAZDA	

BE-315	
	Diam./Diam. [mm]
	60
	Height/Altezza [mm]
	33
Overall Height/Altezza ingombro[mm]	
36	
MAZDA	

BE-320	
	Diam./Diam. [mm]
	58
	Height/Altezza [mm]
	34
Overall Height/Altezza ingombro[mm]	
34	
MAZDA	

BE-316	
	Diam./Diam. [mm]
	60
	Height/Altezza [mm]
	35
Overall Height/Altezza ingombro[mm]	
45	
MAZDA	

BE-321	
	Diam./Diam. [mm]
	52
	Height/Altezza [mm]
	36,5
Overall Height/Altezza ingombro[mm]	
47,5	
MAZDA	

BE-317	
	Diam./Diam. [mm]
	58
	Height/Altezza [mm]
	31
Overall Height/Altezza ingombro[mm]	
36	
MAZDA	

BE-322	
	Diam./Diam. [mm]
	60
	Height/Altezza [mm]
	38
Overall Height/Altezza ingombro[mm]	
54	
MAZDA	

BE-318	
	Diam./Diam. [mm]
	60
	Height/Altezza [mm]
	26
Overall Height/Altezza ingombro[mm]	
31,9	
MAZDA	

BE-323	
	Diam./Diam. [mm]
	60
	Height/Altezza [mm]
	41,5
Overall Height/Altezza ingombro[mm]	
51	
MAZDA	



BE-324	
	Diam./Diam. [mm]
	Height/Altezza [mm]
	Overall Height/Altezza ingombro[mm]
<b>MAZDA</b>	

	60
	41,5
	60

BE-329	
	Diam./Diam. [mm]
	Height/Altezza [mm]
	Overall Height/Altezza ingombro[mm]
<b>MAZDA</b>	

	58
	32
	37

BE-325	
	Diam./Diam. [mm]
	Height/Altezza [mm]
	Overall Height/Altezza ingombro[mm]
	Fitting Position/Lato montaggio
<b>MAZDA</b>	

	60,3
	41,6
	51,1
	Superiore/Upper

BE-330	
	Diam./Diam. [mm]
	Height/Altezza [mm]
	Overall Height/Altezza ingombro[mm]
<b>MAZDA</b>	


	62
	27
	57

BE-326	
	Diam./Diam. [mm]
	Height/Altezza [mm]
	Overall Height/Altezza ingombro[mm]
	Fitting Position/Lato montaggio
<b>MAZDA</b>	

	60
	41,7
	59,6
	Inferiore/Lower

BE-333	
	Diam./Diam. [mm]
	Height/Altezza [mm]
	Overall Height/Altezza ingombro[mm]
<b>MAZDA</b>	

	62
	26,6
	50

BE-327	
	Diam./Diam. [mm]
	Height/Altezza [mm]
	Overall Height/Altezza ingombro[mm]
<b>MAZDA</b>	

	58
	30
	30

BE-334	
	Diam./Diam. [mm]
	Height/Altezza [mm]
<b>MAZDA - TOYOTA - CITROEN - PEUGEOT</b>	

	60
	30


BE-328	
	Diam./Diam. [mm]
	Overall Height/Altezza ingombro[mm]
	Height/Altezza [mm]
<b>MAZDA</b>	

	58
	25
	30

BE-335	
	Diam./Diam. [mm]
	Height/Altezza [mm]
	Overall Height/Altezza ingombro[mm]
<b>CITROEN - TOYOTA - PEUGEOT - MAZDA</b>	

	60
	29
	38



BE-336	
 <p>336</p>	Diam./Diam. [mm] <b>58</b>
	Height/Altezza [mm] <b>33</b>
MAZDA	

BE-342	
 <p>342</p>	Diam./Diam. [mm] <b>72</b>
	Height/Altezza [mm] <b>31</b>
	Overall Height/Altezza ingombro[mm] <b>55</b>
MAZDA	

BE-337	
 <p>337</p>	Diam./Diam. [mm] <b>58</b>
	Height/Altezza [mm] <b>33</b>
MAZDA	

BE-343	
 <p>343</p>	Diam./Diam. [mm] <b>58</b>
	Height/Altezza [mm] <b>30</b>
	Overall Height/Altezza ingombro[mm] <b>39</b>
MAZDA	

BE-338	
	Diam./Diam. [mm] <b>58</b>
	Height/Altezza [mm] <b>27</b>
MAZDA	

BE-344	
	Diam./Diam. [mm] <b>58</b>
	Height/Altezza [mm] <b>27</b>
MAZDA	

BE-339	
 <p>339</p>	Diam./Diam. [mm] <b>52</b>
	Height/Altezza [mm] <b>25</b>
	Overall Height/Altezza ingombro[mm] <b>28</b>
MAZDA	


BE-345	
	Mounting Bores Distance/Distanza fori di fissaggio [mm] <b>73</b>
MAZDA	

BE-340	
 <p>340</p>	Diam./Diam. [mm] <b>60</b>
	Height/Altezza [mm] <b>27,5</b>
	Overall Height/Altezza ingombro[mm] <b>32,5</b>
MAZDA	

BE-346	
 <p>346</p>	Diam./Diam. [mm] <b>60</b>
	Height/Altezza [mm] <b>29</b>
MAZDA	

<b>BE-347</b>	
 <p>347</p> <p>MAZDA</p>	Diam./Diam. [mm]
	<b>60</b>
	Height/Altezza [mm]
	<b>29</b>

<b>BE-400</b>	
 <p>400</p> <p>HONDA</p>	Diam./Diam. [mm]
	<b>55</b>
	Height/Altezza [mm]
	<b>29</b>
	Overall Height/Altezza ingombro[mm]
	<b>38</b>

<b>BE-348</b>	
 <p>348</p> <p>MAZDA</p>	Diam./Diam. [mm]
	<b>31</b>
	Height/Altezza [mm]
	<b>54</b>

<b>BE-401</b>	
 <p>401</p> <p>ROVER - HONDA</p>	Diam./Diam. [mm]
	<b>55</b>
	Height/Altezza [mm]
	<b>28</b>
	Overall Height/Altezza ingombro[mm]
	<b>43</b>

<b>BE-349</b>	
 <p>349</p> <p>MAZDA</p>	Diam./Diam. [mm]
	<b>65</b>
	Height/Altezza [mm]
	<b>28</b>
	Overall Height/Altezza ingombro[mm]
	<b>34</b>

<b>BE-402</b>	
 <p>402</p>	Diam./Diam. [mm]
	<b>52,4</b>
	Height/Altezza [mm]
	<b>27,8</b>
	Overall Height/Altezza ingombro[mm]
	<b>33,6</b>

<b>BE-350</b>	
 <p>350</p> <p>MAZDA</p>	Diam./Diam. [mm]
	<b>60</b>
	Height/Altezza [mm]
	<b>34</b>

<b>BE-403</b>	
 <p>403</p> <p>HONDA</p>	Diam./Diam. [mm]
	<b>60</b>
	Height/Altezza [mm]
	<b>27</b>
	Overall Height/Altezza ingombro[mm]
	<b>33</b>

<b>BE-351</b>	
 <p>351</p> <p>MAZDA</p>	Diam./Diam. [mm]
	<b>58</b>
	Height/Altezza [mm]
	<b>31,8</b>
	Overall Height/Altezza ingombro[mm]
	<b>37,7</b>

<b>BE-404</b>	
 <p>404</p> <p>HONDA - ROVER</p>	Diam./Diam. [mm]
	<b>62</b>
	Height/Altezza [mm]
	<b>27</b>
	Overall Height/Altezza ingombro[mm]
	<b>35</b>

BE-405	
	Diam./Diam. [mm]
	Height/Altezza [mm]
	Overall Height/Altezza ingombro[mm]
<b>HONDA - ROVER</b>	

BE-413	
	Diam./Diam. [mm]
	Height/Altezza [mm]
	Overall Height/Altezza ingombro[mm]
<b>ROVER - HONDA</b>	

BE-406	
	Diam./Diam. [mm]
	Height/Altezza [mm]
	Overall Height/Altezza ingombro[mm]
<b>HONDA</b>	

BE-414	
	Diam./Diam. [mm]
	Height/Altezza [mm]
	Overall Height/Altezza ingombro[mm]
<b>HONDA</b>	

BE-407	
	Diam./Diam. [mm]
	Height/Altezza [mm]
	Overall Height/Altezza ingombro[mm]
<b>HONDA</b>	

BE-415	
	Diam./Diam. [mm]
	Height/Altezza [mm]
	Overall Height/Altezza ingombro[mm]
<b>HONDA</b>	

BE-408	
	Diam./Diam. [mm]
	Height/Altezza [mm]
	Overall Height/Altezza ingombro[mm]
<b>HONDA</b>	

BE-416	
	Diam./Diam. [mm]
	Height/Altezza [mm]
	Overall Height/Altezza ingombro[mm]
<b>HONDA</b>	

BE-411	
	Diam./Diam. [mm]
	Height/Altezza [mm]
	Overall Height/Altezza ingombro[mm]
<b>HONDA</b>	


BE-417	
	Diam./Diam. [mm]
	Height/Altezza [mm]
	Overall Height/Altezza ingombro[mm]
<b>HONDA</b>	

BE-418	
	Diam./Diam. [mm]
	Height/Altezza [mm]
	Overall Height/Altezza ingombro[mm]
<b>HONDA - OPEL - CHEVROLET</b>	

BE-500	
	Diam./Diam. [mm]
	Height/Altezza [mm]
	Overall Height/Altezza ingombro[mm]
<b>HYUNDAI - GASOLONE - MITSUBISHI</b>	

BE-419	
	Diam./Diam. [mm]
	Height/Altezza [mm]
	Overall Height/Altezza ingombro[mm]
<b>HONDA</b>	

BE-501	
	Diam./Diam. [mm]
	Height/Altezza [mm]
	Overall Height/Altezza ingombro[mm]
<b>MITSUBISHI - KIA - HYUNDAI - GASOLONE</b>	

BE-420	
	Diam./Diam. [mm]
	Height/Altezza [mm]
	Overall Height/Altezza ingombro[mm]
<b>HONDA</b>	

BE-502	
	Diam./Diam. [mm]
	Height/Altezza [mm]
	Overall Height/Altezza ingombro[mm]
<b>MITSUBISHI</b>	

BE-421	
	Diam./Diam. [mm]
	Height/Altezza [mm]
	Overall Height/Altezza ingombro[mm]
<b>HONDA</b>	

BE-503	
	Diam./Diam. [mm]
	Height/Altezza [mm]
	Overall Height/Altezza ingombro[mm]
<b>MITSUBISHI - HYUNDAI</b>	

BE-422	
	Diam./Diam. [mm]
	Height/Altezza [mm]
	Overall Height/Altezza ingombro[mm]
<b>HONDA</b>	

BE-505	
	Diam./Diam. [mm]
	Height/Altezza [mm]
	Overall Height/Altezza ingombro[mm]
<b>MITSUBISHI</b>	

BE-506	
	Diam./Diam. [mm]
	60
	Height/Altezza [mm]
	19,5
Overall Height/Altezza ingombro[mm]	24,5
HYUNDAI - MITSUBISHI	

BE-511	
	Diam./Diam. [mm]
	60
	Height/Altezza [mm]
	29
Overall Height/Altezza ingombro[mm]	43,6
MITSUBISHI - PROTON	

BE-507	
	Diam./Diam. [mm]
	60
	Height/Altezza [mm]
	33
HYUNDAI - MITSUBISHI	

BE-512	
	Diam./Diam. [mm]
	57,5
	Height/Altezza [mm]
	34
Overall Height/Altezza ingombro[mm]	39,8
PROTON - MITSUBISHI	

BE-508	
	Diam./Diam. [mm]
	60
	Height/Altezza [mm]
	26
Overall Height/Altezza ingombro[mm]	32
MITSUBISHI - HYUNDAI	

BE-513	
	Diam./Diam. [mm]
	60
	Height/Altezza [mm]
	32
Overall Height/Altezza ingombro[mm]	39,5
MITSUBISHI - SHUANGHUAN AUTO - KIA - GREAT WALL - HYUNDAI	

BE-509	
	Diam./Diam. [mm]
	60
	Height/Altezza [mm]
	32
Overall Height/Altezza ingombro[mm]	36
MITSUBISHI - CHRYSLER - HYUNDAI	

BE-514	
	Diam./Diam. [mm]
	55
	Height/Altezza [mm]
	19,5
Overall Height/Altezza ingombro[mm]	23
PROTON - GREAT WALL - SHUANGHUAN AUTO - HYUNDAI - MITSUBISHI	

BE-510	
	Diam./Diam. [mm]
	60
	Height/Altezza [mm]
	19,5
Overall Height/Altezza ingombro[mm]	23
MITSUBISHI	

BE-515	
	Diam./Diam. [mm]
	57,5
	Height/Altezza [mm]
	34
Overall Height/Altezza ingombro[mm]	34
MITSUBISHI	



BE-516	
	Diam./Diam. [mm]
	60
	Height/Altezza [mm]
	37,5
Overall Height/Altezza ingombro[mm]	43
<b>516</b>	
<b>MITSUBISHI</b>	

BE-524	
	Diam./Diam. [mm]
	55
	Height/Altezza [mm]
	23,6
Overall Height/Altezza ingombro[mm]	40
<b>524</b>	

BE-517	
	Diam./Diam. [mm]
	60
	Height/Altezza [mm]
	39
Overall Height/Altezza ingombro[mm]	39
<b>517</b>	
<b>MITSUBISHI - PROTON</b>	

BE-525	
	Diam./Diam. [mm]
	60
	Height/Altezza [mm]
25,5	
<b>525</b>	
<b>MITSUBISHI</b>	

BE-519	
	Diam./Diam. [mm]
	60
	Height/Altezza [mm]
33	
<b>519</b>	
<b>KIA - GONOW - SHUANGHUAN          AUTO - MITSUBISHI - GREAT          WALL</b>	

BE-526	
	Diam./Diam. [mm]
	57,5
	Height/Altezza [mm]
	34
Overall Height/Altezza ingombro[mm]	39,5
<b>526</b>	
<b>MITSUBISHI</b>	

BE-521	
	Diam./Diam. [mm]
	60
	Height/Altezza [mm]
	35,5
Overall Height/Altezza ingombro[mm]	42,3
<b>521</b>	
<b>MITSUBISHI - PROTON</b>	

BE-527	
	Diam./Diam. [mm]
	50
	Height/Altezza [mm]
	30,5
Overall Height/Altezza ingombro[mm]	33
<b>527</b>	
<b>MITSUBISHI</b>	

BE-523	
	Diam./Diam. [mm]
	90
	Height/Altezza [mm]
	26
Overall Height/Altezza ingombro[mm]	28
<b>523</b>	
<b>MITSUBISHI - HYUNDAI</b>	

BE-528	
	Diam./Diam. [mm]
	50
	Height/Altezza [mm]
	30
Overall Height/Altezza ingombro[mm]	42
<b>528</b>	
<b>MITSUBISHI</b>	



BE-529	
	Diam./Diam. [mm]
	57,7
	Height/Altezza [mm]
	31
Overall Height/Altezza ingombro[mm]	
39	
MITSUBISHI	

BE-534	
	Diam./Diam. [mm]
	60
	Height/Altezza [mm]
	28,5
Overall Height/Altezza ingombro[mm]	
37	
MITSUBISHI	

BE-530	
	Diam./Diam. [mm]
	68
	Height/Altezza [mm]
	36
Overall Height/Altezza ingombro[mm]	
48	
MITSUBISHI - JEEP	

BE-535	
	Diam./Diam. [mm]
	80
	Height/Altezza [mm]
	34
JEEP - MITSUBISHI	

BE-531	
	Diam./Diam. [mm]
	40
	Height/Altezza [mm]
	36
Overall Height/Altezza ingombro[mm]	
51	
JEEP - MITSUBISHI	

BE-536	
	Diam./Diam. [mm]
	60
	Height/Altezza [mm]
	29
Overall Height/Altezza ingombro[mm]	
44	
LAND ROVER - MITSUBISHI	


BE-532	
	Diam./Diam. [mm]
	60
	Height/Altezza [mm]
	28,5
MITSUBISHI	


BE-537	
	Diam./Diam. [mm]
	60
	Height/Altezza [mm]
	30
Overall Height/Altezza ingombro[mm]	
41	
LAND ROVER - MITSUBISHI	


BE-533	
	Diam./Diam. [mm]
	32
	Height/Altezza [mm]
	54
MITSUBISHI	

BE-538	
	Diam./Diam. [mm]
	60
	Height/Altezza [mm]
	32
Overall Height/Altezza ingombro[mm]	
39,5	
MITSUBISHI	

BE-600	
	Diam./Diam. [mm]
	50
	Height/Altezza [mm]
27	
Overall Height/Altezza ingombro[mm]	
45	
DAIHATSU - PIAGGIO	


BE-605	
	Diam./Diam. [mm]
	50
	Height/Altezza [mm]
24	
Overall Height/Altezza ingombro[mm]	
21	
DAIHATSU	

BE-601	
	Diam./Diam. [mm]
	50
	Height/Altezza [mm]
21	
Overall Height/Altezza ingombro[mm]	
36	
DAIHATSU - INNOCENTI - PIAGGIO	

BE-607	
	Diam./Diam. [mm]
	50
	Height/Altezza [mm]
19,5	
Overall Height/Altezza ingombro[mm]	
20	
INNOCENTI - DAIHATSU	

BE-602	
	Diam./Diam. [mm]
	60
	Height/Altezza [mm]
26,5	
Overall Height/Altezza ingombro[mm]	
33	
DAIHATSU - INNOCENTI	

BE-608	
	Diam./Diam. [mm]
	50
	Height/Altezza [mm]
22,5	
Overall Height/Altezza ingombro[mm]	
23	
DAIHATSU	

BE-603	
	Diam./Diam. [mm]
	52
	Height/Altezza [mm]
24	
Overall Height/Altezza ingombro[mm]	
28,5	
DAIHATSU	

BE-609	
	Diam./Diam. [mm]
	60
	Height/Altezza [mm]
35	
Construction Height 1/Altezza d'ingombro 1 [mm]	
42	
DAIHATSU	

BE-604	
	Diam./Diam. [mm]
	50
	Height/Altezza [mm]
24	
Overall Height/Altezza ingombro[mm]	
48	
DAIHATSU	

BE-610	
	Diam./Diam. [mm]
	55
	Height/Altezza [mm]
36	
Overall Height/Altezza ingombro[mm]	
42,5	
DAIHATSU	

BE-611	
	Diam./Diam. [mm]
	50
	Height/Altezza [mm]
	27
Overall Height/Altezza ingombro[mm]	41,2
DAIHATSU	

BE-703	
	Diam./Diam. [mm]
	52
	Height/Altezza [mm]
	27,5
Overall Height/Altezza ingombro[mm]	40
SUBARU	

BE-612	
	Diam./Diam. [mm]
	66,5
	Height/Altezza [mm]
	29
Overall Height/Altezza ingombro[mm]	61
PIAGGIO	


BE-704	
	Diam./Diam. [mm]
	52
	Height/Altezza [mm]
	27,5
Overall Height/Altezza ingombro[mm]	38
SUBARU	

BE-700	
	Diam./Diam. [mm]
	70
	Height/Altezza [mm]
	34
Overall Height/Altezza ingombro[mm]	55
SUBARU	

BE-705	
	Diam./Diam. [mm]
	53
	Height/Altezza [mm]
	25
Overall Height/Altezza ingombro[mm]	38
SUBARU	

BE-701	
	Diam./Diam. [mm]
	60
	Height/Altezza [mm]
	35
SUBARU	

BE-706	
	Diam./Diam. [mm]
	52
	Height/Altezza [mm]
	28
Overall Height/Altezza ingombro[mm]	39
SUBARU	

BE-702	
	Diam./Diam. [mm]
	60
	Height/Altezza [mm]
	35
Overall Height/Altezza ingombro[mm]	35
SUBARU	

BE-707	
	Diam./Diam. [mm]
	60
	Height/Altezza [mm]
34	
SUBARU	

BE-708	
	Diam./Diam. [mm]
	31
	Height/Altezza [mm]
	34
Overall Height/Altezza ingombro[mm]	45
SUBARU	


BE-800	
	Diam./Diam. [mm]
	58
	Height/Altezza [mm]
	24
Overall Height/Altezza ingombro[mm]	25
SUZUKI	

BE-709	
	Diam./Diam. [mm]
	31
	Height/Altezza [mm]
	34
Overall Height/Altezza ingombro[mm]	45
SUBARU	

BE-801	
	Diam./Diam. [mm]
	51
	Height/Altezza [mm]
	28,5
Overall Height/Altezza ingombro[mm]	31
SUZUKI - SUBARU	

BE-710	
	Diam./Diam. [mm]
	59,8
	Height/Altezza [mm]
	34
SUBARU	

BE-802	
	Diam./Diam. [mm]
	52
	Height/Altezza [mm]
	28
Overall Height/Altezza ingombro[mm]	33,5
SUZUKI - BEDFORD	

BE-711	
	Diam./Diam. [mm]
	60
	Height/Altezza [mm]
	34
Overall Height/Altezza ingombro[mm]	49
SUBARU	

BE-803	
	Diam./Diam. [mm]
	52
	Height/Altezza [mm]
	22
Overall Height/Altezza ingombro[mm]	31
SUZUKI	

BE-712	
	Diam./Diam. [mm]
	57
	Height/Altezza [mm]
	19
Overall Height/Altezza ingombro[mm]	23
SUBARU	

BE-805	
	Diam./Diam. [mm]
	42
	Height/Altezza [mm]
	24
Overall Height/Altezza ingombro[mm]	24,5
SUZUKI	

BE-806		
	Diam./Diam. [mm]	42
	Height/Altezza [mm]	28
	Overall Height/Altezza ingombro[mm]	30,5
	<b>SUZUKI</b>	

BE-812		
	Diam./Diam. [mm]	58
	Height/Altezza [mm]	30
	Overall Height/Altezza ingombro[mm]	34
	<b>SUZUKI</b>	

BE-807		
	Diam./Diam. [mm]	62
	Height/Altezza [mm]	29
	Overall Height/Altezza ingombro[mm]	32
	<b>SUZUKI - FIAT - OPEL</b>	

BE-816		
	Diam./Diam. [mm]	60
	Height/Altezza [mm]	31
	Overall Height/Altezza ingombro[mm]	40
	<b>SUZUKI</b>	

BE-808		
	Diam./Diam. [mm]	42
	Height/Altezza [mm]	28
	Overall Height/Altezza ingombro[mm]	44,6
	<b>CHEVROLET - DAEWOO</b>	

BE-817		
	Diam./Diam. [mm]	60
	Height/Altezza [mm]	34
	Overall Height/Altezza ingombro[mm]	42
	<b>SUZUKI</b>	

BE-810		
	Diam./Diam. [mm]	65
	Height/Altezza [mm]	30
	Overall Height/Altezza ingombro[mm]	41
	<b>OPEL - SUZUKI - FIAT - CADILLAC</b>	


BE-818		
	Diam./Diam. [mm]	60
	Height/Altezza [mm]	29
	Overall Height/Altezza ingombro[mm]	34,1
	<b>SUZUKI</b>	

BE-811		
	Diam./Diam. [mm]	53
	Height/Altezza [mm]	29
	Overall Height/Altezza ingombro[mm]	31
	<b>OPEL - SUZUKI - FIAT</b>	


BE-819		
	Diam./Diam. [mm]	62
	Height/Altezza [mm]	30
	Overall Height/Altezza ingombro[mm]	40
	<b>SUZUKI</b>	



BE-899	
	Diam./Diam. [mm]
	51
	Height/Altezza [mm]
	28
Overall Height/Altezza ingombro[mm]	30,7

BE-905	
	Diam./Diam. [mm]
	60
	Height/Altezza [mm]
	35
Overall Height/Altezza ingombro[mm]	35

**ISUZU - BEDFORD**

BE-900	
	Diam./Diam. [mm]
	52
	Height/Altezza [mm]
	22
Overall Height/Altezza ingombro[mm]	27

**BEDFORD - ISUZU**

BE-906	
	Diam./Diam. [mm]
	62
	Height/Altezza [mm]
38	

**OPEL - ISUZU - VAUXHALL**

BE-902	
	Diam./Diam. [mm]
	60
	Height/Altezza [mm]
	27
Overall Height/Altezza ingombro[mm]	33

**ISUZU - BEDFORD**

BE-907	
	Diam./Diam. [mm]
	67
	Height/Altezza [mm]
	38,5
Overall Height/Altezza ingombro[mm]	43

**ISUZU - OPEL**

BE-903	
	Diam./Diam. [mm]
	59,9
	Height/Altezza [mm]
	29,9
Overall Height/Altezza ingombro[mm]	36,2

**ISUZU**

BE-908	
	Diam./Diam. [mm]
	67
	Height/Altezza [mm]
	38
Overall Height/Altezza ingombro[mm]	40,5

**OPEL - ISUZU**

BE-904	
	Diam./Diam. [mm]
	60
	Height/Altezza [mm]
	35
Overall Height/Altezza ingombro[mm]	38,5

**ISUZU - BEDFORD**


BE-909	
	Diam./Diam. [mm]
	60,6
	Height/Altezza [mm]
	30,6
Overall Height/Altezza ingombro[mm]	61,6



BE-910	
	Diam./Diam. [mm]
	Height/Altezza [mm]
	Overall Height/Altezza ingombro[mm]

BE-916	
	Diam./Diam. [mm]
	Height/Altezza [mm]
	Overall Height/Altezza ingombro[mm]

BE-911	
	Diam./Diam. [mm]
	Height/Altezza [mm]
	Overall Height/Altezza ingombro[mm]

BE-917	
	Diam./Diam. [mm]
	Height/Altezza [mm]
	Overall Height/Altezza ingombro[mm]

BE-913	
	Diam./Diam. [mm]
	Height/Altezza [mm]
	Overall Height/Altezza ingombro[mm]

BE-999	
	Diam./Diam. [mm]
	Height/Altezza [mm]
	Overall Height/Altezza ingombro[mm]

BE-914	
	Diam./Diam. [mm]
	Height/Altezza [mm]
	Overall Height/Altezza ingombro[mm]

BE-H01	
	Diam./Diam. [mm]
	Height/Altezza [mm]
	Overall Height/Altezza ingombro[mm]

BE-915	
	Diam./Diam. [mm]
	Height/Altezza [mm]
	Overall Height/Altezza ingombro[mm]

BE-H02	
	Diam./Diam. [mm]
	Height/Altezza [mm]
	Overall Height/Altezza ingombro[mm]

BE-H03	
	Diam./Diam. [mm]
	70
	Height/Altezza [mm]
	30
Overall Height/Altezza ingombro[mm]	
40	
HYUNDAI - KIA	

BE-H08	
	Diam./Diam. [mm]
	57
	Height/Altezza [mm]
	26
Overall Height/Altezza ingombro[mm]	
32,8	
KIA - HYUNDAI	

BE-H04	
	Diam./Diam. [mm]
	60
	Height/Altezza [mm]
	28,5
Overall Height/Altezza ingombro[mm]	
30	
KIA - HYUNDAI	

BE-H13	
	Diam./Diam. [mm]
	66,6
	Height/Altezza [mm]
	17
Overall Height/Altezza ingombro[mm]	
40	

BE-H05	
	Diam./Diam. [mm]
	60
	Height/Altezza [mm]
32,5	
HYUNDAI - KIA	

BE-H14	
	Diam./Diam. [mm]
	60,5
	Height/Altezza [mm]
35	
HYUNDAI - MITSUBISHI	

BE-H06	
	Diam./Diam. [mm]
	60
	Height/Altezza [mm]
35	
KIA	

BE-H15	
	Diam./Diam. [mm]
	57,7
	Height/Altezza [mm]
38,2	
MITSUBISHI - HYUNDAI	

BE-H07	
	Diam./Diam. [mm]
	58
	Height/Altezza [mm]
38,5	
KIA - HYUNDAI	

BE-H16	
	Diam./Diam. [mm]
	100
	Height/Altezza [mm]
	30,6
Overall Height/Altezza ingombro[mm]	
30,6	

BE-H17	
	Diam./Diam. [mm]
	68
	Height/Altezza [mm]
	17,2
Overall Height/Altezza ingombro[mm]	
30,3	

BE-H26	
	Diam./Diam. [mm]
	21
	Height/Altezza [mm]
	96
Overall Height/Altezza ingombro[mm]	
36,3	

**KIA**

BE-H22	
	Diam./Diam. [mm]
	55
	Height/Altezza [mm]
	18
Overall Height/Altezza ingombro[mm]	
22,5	


**mitsubishi - KIA - HYUNDAI**

BE-H27	
	Diam./Diam. [mm]
	60
	Height/Altezza [mm]
	35
Overall Height/Altezza ingombro[mm]	
59	


**HYUNDAI**

BE-H23	
	Diam./Diam. [mm]
	60
	Height/Altezza [mm]
	32
Overall Height/Altezza ingombro[mm]	
50	


**HYUNDAI - KIA**

BE-H28	
	Diam./Diam. [mm]
	60
	Height/Altezza [mm]
	36
Overall Height/Altezza ingombro[mm]	
48	


**HYUNDAI**

BE-H24	
	Diam./Diam. [mm]
	58
	Height/Altezza [mm]
	32

**KIA - HYUNDAI**

BE-H29	
	Diam./Diam. [mm]
	70
	Height/Altezza [mm]
	31
Overall Height/Altezza ingombro[mm]	
54	

**KIA - HYUNDAI**

BE-H25	
	Diam./Diam. [mm]
	21
	Height/Altezza [mm]
	98
Overall Height/Altezza ingombro[mm]	
36,3	

**HYUNDAI**

BE-H30	
	Diam./Diam. [mm]
	32
	Height/Altezza [mm]
	27
Overall Height/Altezza ingombro[mm]	
35,5	


BE-H31	
	Diam./Diam. [mm]
	29
	Height/Altezza [mm]
	43,3
Overall Height/Altezza ingombro[mm]	
49,3	

BE-K06	
	Diam./Diam. [mm]
	52
	Height/Altezza [mm]
	28,5
Overall Height/Altezza ingombro[mm]	
33	

BE-K00	
	Diam./Diam. [mm]
	60
	Height/Altezza [mm]
	26
Overall Height/Altezza ingombro[mm]	
35	

BE-K07	
	Diam./Diam. [mm]
	60
	Height/Altezza [mm]
	26
Overall Height/Altezza ingombro[mm]	
45,7	

BE-K03	
	Diam./Diam. [mm]
	60
	Height/Altezza [mm]
	30
Overall Height/Altezza ingombro[mm]	
32	

BE-K09	
	Diam./Diam. [mm]
	60
	Height/Altezza [mm]
	34
Overall Height/Altezza ingombro[mm]	
41,5	

BE-K04	
	Diam./Diam. [mm]
	70,4
	Height/Altezza [mm]
	35,4
Overall Height/Altezza ingombro[mm]	
51,7	


BE-K14	
	Diam./Diam. [mm]
	60
	Height/Altezza [mm]
	34
Overall Height/Altezza ingombro[mm]	
39,5	

BE-K05	
	Diam./Diam. [mm]
	58
	Height/Altezza [mm]
	29
Overall Height/Altezza ingombro[mm]	
34	

BE-K16	
	Diam./Diam. [mm]
	59
	Height/Altezza [mm]
	34
Overall Height/Altezza ingombro[mm]	
41	

BE-K17		
	Diam./Diam. [mm]	55
	Height/Altezza [mm]	34
	Overall Height/Altezza ingombro[mm]	57
	<b>KIA - HYUNDAI</b>	

BE-K29		
	Outer Diam./Diam. est. [mm]	78
	Inner Diam./Diam. int. [mm]	15
	Height/Altezza [mm]	21
	<b>Per Cinghia Servizi</b>	
<b>KIA</b>		

BE-K18		
	Diam./Diam. [mm]	28,5
	Height/Altezza [mm]	34
	Overall Height/Altezza ingombro[mm]	36,5
	<b>KIA - HYUNDAI</b>	


BE-W00		
	Diam./Diam. [mm]	60
	Height/Altezza [mm]	28,7
	Overall Height/Altezza ingombro[mm]	51,5
	<b>CHEVROLET - DAEWOO</b>	

BE-K21		
	Diam./Diam. [mm]	59,8
	Height/Altezza [mm]	34
	Overall Height/Altezza ingombro[mm]	39,5
	<b>KIA</b>	

BE-W01		
	Diam./Diam. [mm]	64
	Height/Altezza [mm]	29
	Overall Height/Altezza ingombro[mm]	34,2
	<b>DAEWOO - CHEVROLET</b>	


BE-K22		
	Diam./Diam. [mm]	25
	Mounting Bores Distance/Distanza fori di fissaggio [mm]	28
	<b>KIA</b>	

BE-W02		
	Diam./Diam. [mm]	59
	Height/Altezza [mm]	19
	Overall Height/Altezza ingombro[mm]	31
	<b>DAEWOO - CHEVROLET</b>	

BE-K26		
	Diam./Diam. [mm]	60
	Height/Altezza [mm]	32
	Overall Height/Altezza ingombro[mm]	49,5
	<b>KIA</b>	

BE-W03		
	Diam./Diam. [mm]	72
	Height/Altezza [mm]	22
	Overall Height/Altezza ingombro[mm]	52,2
	<b>DAEWOO</b>	



BE-W05	
	Diam./Diam. [mm]
	59
	Height/Altezza [mm]
	26
Overall Height/Altezza ingombro[mm]	41
W05	
CHEVROLET - DAEWOO	

BE-W12	
	Diam./Diam. [mm]
	65
Height/Altezza [mm]	26
W12	
CHEVROLET	

BE-W06	
	Diam./Diam. [mm]
	59
	Height/Altezza [mm]
	22
Overall Height/Altezza ingombro[mm]	39,4
W06	
DAEWOO - CHEVROLET	

BE-W13	
	Diam./Diam. [mm]
	61
Height/Altezza [mm]	27,5
W13	
CHEVROLET	

BE-W08	
	Diam./Diam. [mm]
	52
Height/Altezza [mm]	29,5
W08	
DAEWOO - CHEVROLET	

BE-W14	
	Diam./Diam. [mm]
	66
	Height/Altezza [mm]
	30
Overall Height/Altezza ingombro[mm]	47
W14	
CHEVROLET	

BE-W09	
	Diam./Diam. [mm]
	63
	Height/Altezza [mm]
	27
Overall Height/Altezza ingombro[mm]	29,5
W09	
CHEVROLET - DAEWOO	

BE-W11	
	Diam./Diam. [mm]
	60
	Height/Altezza [mm]
	27
Overall Height/Altezza ingombro[mm]	45
W11	
CHEVROLET	



<b>RA-100</b>		<b>23151-6N200</b>	
	Outer Diam./Diam. est. [mm]	<b>56,5</b>	
	Height/Altezza [mm]	<b>35</b>	
	Overall Height/Altezza ingombro[mm]	<b>40</b>	
	Inner Diam./Diam. int. [mm]	<b>17</b>	
NISSAN PRIMERA (P12) 2.0 [07.02-] NISSAN X-TRAIL (T30) 2.0 [07.01-]			

<b>RA-202</b>		<b>274150T010</b>	
	Diam./Diam. [mm]	<b>62</b>	
	Height/Altezza [mm]	<b>39</b>	
	Overall Height/Altezza ingombro[mm]	<b>43</b>	
	Inner Diam./Diam. int. [mm]	<b>17</b>	
TOYOTA AURIS 1.8 [02.09-] TOYOTA VERSO 1.6 [04.09-]			

<b>RA-101</b>		<b>A660C300EX</b>	
	Outer Diam./Diam. est. [mm]	<b>61</b>	
	Height/Altezza [mm]	<b>37</b>	
	Overall Height/Altezza ingombro[mm]	<b>41</b>	
	Inner Diam./Diam. int. [mm]	<b>17</b>	
NISSAN ALMERA II (N16) 1.5 dCi [01.03-] NISSAN MICRA (K12) 1.5 dCi [01.03-]			

<b>RA-203</b>		<b>27415-0T020</b>	
	Outer Diam./Diam. est. [mm]	<b>62</b>	
	Height/Altezza [mm]	<b>38</b>	
	Overall Height/Altezza ingombro[mm]	<b>41</b>	
	Inner Diam./Diam. int. [mm]	<b>17</b>	
TOYOTA AURIS 1.6 VVTi [03.07-]			

<b>RA-102</b>		<b>23150-2W200</b>	
	Outer Diam./Diam. est. [mm]	<b>64</b>	
	Height/Altezza [mm]	<b>37</b>	
	Overall Height/Altezza ingombro[mm]	<b>40</b>	
	Inner Diam./Diam. int. [mm]	<b>17</b>	
NISSAN PATROL GR II (Y61) 3.0 DTi [05.00-] NISSAN TERRANO II (R20) 3.0 Di 4WD [05.02-]			

<b>RA-204</b>		<b>27415-27011</b>	
	Outer Diam./Diam. est. [mm]	<b>64</b>	
	Height/Altezza [mm]	<b>32</b>	
	Overall Height/Altezza ingombro[mm]	<b>37</b>	
	Inner Diam./Diam. int. [mm]	<b>17</b>	
TOYOTA RAV 4 II (XA2) 2.0 D-4D 4WD [09.01-]			

<b>RA-200</b>			
	Outer Diam./Diam. est. [mm]	<b>68</b>	
	Height/Altezza [mm]	<b>29,5</b>	
	Overall Height/Altezza ingombro[mm]	<b>33</b>	
	Inner Diam./Diam. int. [mm]	<b>17</b>	
TOYOTA AURIS 1.4 D-4D [03.07-] TOYOTA AURIS 2.2 D [03.07-]			

<b>RA-205</b>		<b>27415-30010</b>	
	Outer Diam./Diam. est. [mm]	<b>65</b>	
	Height/Altezza [mm]	<b>38</b>	
	Overall Height/Altezza ingombro[mm]	<b>41</b>	
	Pitch Circle Ø/Foro int.-Ø [mm]	<b>17</b>	
TOYOTA LAND CRUISER (J12) 3.0 D-4D (KDJ120) [01.03-] TOYOTA LAND CRUISER (J12) 3.0 D-4D (KDJ120) [01.07-]			

<b>RA-201</b>			
	Outer Diam./Diam. est. [mm]	<b>65</b>	
	Height/Altezza [mm]	<b>35</b>	
	Overall Height/Altezza ingombro[mm]	<b>38</b>	
	Inner Diam./Diam. int. [mm]	<b>17</b>	
TOYOTA AURIS 2.0 D-4D [03.07-] TOYOTA RAV 4 II (XA2) 2.0 D-4D 4WD [09.01-]			

<b>RA-300</b>		<b>LF1818330</b>	
	Outer Diam./Diam. est. [mm]	<b>59</b>	
	Height/Altezza [mm]	<b>33</b>	
	Overall Height/Altezza ingombro[mm]	<b>36,5</b>	
	Inner Diam./Diam. int. [mm]	<b>19</b>	
MAZDA 6 (GG) 2.0 [06.02-]			

RA-301	GY02-11-W11A	
	Outer Diam./Diam. est. [mm]	<b>65</b>
	Height/Altezza [mm]	<b>33</b>
	Overall Height/Altezza ingombro[mm]	<b>37</b>
	Inner Diam./Diam. int. [mm]	<b>17</b>
MAZDA MPV II (LW) 2.5 V6 [09.99-03.02]		

RA-500	S30638577	
	Outer Diam./Diam. est. [mm]	<b>53,5</b>
	Height/Altezza [mm]	<b>34,5</b>
	Overall Height/Altezza ingombro[mm]	<b>38,5</b>
	Inner Diam./Diam. int. [mm]	<b>17</b>
MITSUBISHI CARISMA (DA_) 1.9 DI-D [09.00-06.06]		
NISSAN INTERSTAR dCi 150 [09.06-]		

RA-302	GY0218330	
	Outer Diam./Diam. est. [mm]	<b>65</b>
	Height/Altezza [mm]	<b>33</b>
	Overall Height/Altezza ingombro[mm]	<b>37</b>
	Pitch Circle Ø/Foro int.-Ø [mm]	<b>17</b>
MAZDA 323 F V (BA) 2.0 24V [08.94-09.98]		
MAZDA 626 IV (GE) 2.5 24V [01.92-04.97]		

RA-501	77 01 055 871	
	Outer Diam./Diam. est. [mm]	<b>61</b>
	Height/Altezza [mm]	<b>35</b>
	Overall Height/Altezza ingombro[mm]	<b>40</b>
	Inner Diam./Diam. int. [mm]	<b>17</b>
MITSUBISHI CARISMA (DA_) 1.9 DI-D [09.00-06.06]		

RA-303	RF5C-18-330	
	Outer Diam./Diam. est. [mm]	<b>65</b>
	Height/Altezza [mm]	<b>35</b>
	Overall Height/Altezza ingombro[mm]	<b>39</b>
	Inner Diam./Diam. int. [mm]	<b>17</b>
MAZDA 3 2.0 MZR-CD [12.06-]		
MAZDA 5 2.0 CD [03.05-]		

RA-502	23151-00Q0A	
	Outer Diam./Diam. est. [mm]	<b>54</b>
	Height/Altezza [mm]	<b>34</b>
	Overall Height/Altezza ingombro[mm]	<b>38</b>
	Inner Diam./Diam. int. [mm]	<b>17</b>
MITSUBISHI CARISMA (DA_) 1.9 DI-D [09.00-06.06]		
MITSUBISHI SPACE STAR (DG0) 1.9 DI-D [02.01-]		

RA-400	10 511 026	
	Outer Diam./Diam. est. [mm]	<b>64</b>
	Height/Altezza [mm]	<b>35</b>
	Overall Height/Altezza ingombro[mm]	<b>40</b>
	Inner Diam./Diam. int. [mm]	<b>17</b>
HONDA CIVIC VI (EU_, EP_) 1.7 CTDi [01.02-09.05]		

RA-800	31771-85E00-000	
	Outer Diam./Diam. est. [mm]	<b>59</b>
	Height/Altezza [mm]	<b>34</b>
	Overall Height/Altezza ingombro[mm]	<b>38</b>
	Pitch Circle Ø/Foro int.-Ø [mm]	<b>20</b>
SUZUKI IGNIS II 1.3 DDiS [09.03-]		
SUZUKI SWIFT III (SG) 1.3 DDiS [08.05-]		

RA-401	31141-RL0-G01	
	Outer Diam./Diam. est. [mm]	<b>70</b>
	Height/Altezza [mm]	<b>32,7</b>
	Overall Height/Altezza ingombro[mm]	<b>38</b>
	Inner Diam./Diam. int. [mm]	<b>17</b>
HONDA ACCORD IX 2.2 i-DTEC [07.08-]		
HONDA CR-V II 2.2 i-CTDi [01.07-]		

RA-801	77363954	
	Diam./Diam. [mm]	<b>55</b>
	Height/Altezza [mm]	<b>46</b>
	Overall Height/Altezza ingombro[mm]	<b>51</b>
	Pitch Circle Ø/Foro int.-Ø [mm]	<b>20</b>
SUZUKI IGNIS II 1.3 DDiS [09.03-]		
SUZUKI SWIFT III (SG) 1.3 DDiS [08.05-]		

<b>RA-900</b>		<b>53013554AD</b>	
	Outer Diam./Diam. est. [mm]	<b>63</b>	
	Height/Altezza [mm]	<b>42</b>	
	Overall Height/Altezza ingombro[mm]	<b>45</b>	
	Inner Diam./Diam. int. [mm]	<b>17</b>	
JEEP CHEROKEE (KJ) 2.5 CRD [09.01-] JEEP CHEROKEE (KJ) 2.8 CRD [11.04-]			

<b>RA-905</b>		<b>021040-1450</b>	
	Outer Diam./Diam. est. [mm]	<b>63</b>	
	Height/Altezza [mm]	<b>41</b>	
	Overall Height/Altezza ingombro[mm]	<b>45</b>	
	Inner Diam./Diam. int. [mm]	<b>17</b>	
JEEP CHEROKEE (KJ) 2.5 CRD [09.01-] JEEP GRAND CHEROKEE II (WJ, WG) 3.1 TD [04.99-]			

<b>RA-901</b>			
	Outer Diam./Diam. est. [mm]	<b>61</b>	
	Height/Altezza [mm]	<b>35</b>	
	Inner Diam./Diam. int. [mm]	<b>17</b>	
CHRYSLER VOYAGER III (GS) 2.5 TD [01.95-03.01]			

<b>RA-906</b>		<b>K04861513AC</b>	
	Outer Diam./Diam. est. [mm]	<b>64</b>	
	Height/Altezza [mm]	<b>48</b>	
	Overall Height/Altezza ingombro[mm]	<b>51</b>	
	Inner Diam./Diam. int. [mm]	<b>17</b>	
CHRYSLER VOYAGER IV (RG) 2.5 CRD [02.00-]			

<b>RA-902</b>		<b>05019860AA</b>	
	Outer Diam./Diam. est. [mm]	<b>54</b>	
	Height/Altezza [mm]	<b>37</b>	
	Overall Height/Altezza ingombro[mm]	<b>41</b>	
	Inner Diam./Diam. int. [mm]	<b>17</b>	
CHRYSLER VOYAGER IV (RG) 2.8 CRD [06.04-] JEEP GRAND CHEROKEE II (WJ, WG) 3.1 TD [04.99-]			

<b>RA-H00</b>		<b>37322-27500</b>	
	Outer Diam./Diam. est. [mm]	<b>66</b>	
	Height/Altezza [mm]	<b>39</b>	
	Inner Diam./Diam. int. [mm]	<b>15</b>	
HYUNDAI ACCENT (LC) 1.5 CRDi [04.02-] HYUNDAI GETZ (TB) 1.5 CRDi [03.03-]			

<b>RA-903</b>			
	Outer Diam./Diam. est. [mm]	<b>61</b>	
	Height/Altezza [mm]	<b>35</b>	
	Inner Diam./Diam. int. [mm]	<b>17</b>	
CHRYSLER 300 M (LR) 3.5 V6 24V [08.00-09.04]			

<b>RA-H01</b>		<b>37322-27010</b>	
	Outer Diam./Diam. est. [mm]	<b>64</b>	
	Height/Altezza [mm]	<b>36</b>	
	Inner Diam./Diam. int. [mm]	<b>17</b>	
HYUNDAI SANTA FÉ 2.2 CRDi 4x4 [03.06-] HYUNDAI SONATA V 2.0 CRDi [02.06-]			

<b>RA-904</b>		<b>TN021040-1180</b>	
	Outer Diam./Diam. est. [mm]	<b>64</b>	
	Height/Altezza [mm]	<b>47</b>	
	Overall Height/Altezza ingombro[mm]	<b>51</b>	
	Inner Diam./Diam. int. [mm]	<b>17</b>	
CHRYSLER VOYAGER IV (RG) 2.5 CRD [02.00-]			

<b>RA-K00</b>		<b>D373224A000</b>	
	Outer Diam./Diam. est. [mm]	<b>74</b>	
	Height/Altezza [mm]	<b>31.5</b>	
	Overall Height/Altezza ingombro[mm]	<b>41</b>	
	Inner Diam./Diam. int. [mm]	<b>19</b>	
KIA SORENTO (JC) 2.5 CRDi [08.02-]			

**FREEWHEEL CLUTCH, ALTERNATOR  
GENERATORFREILAUF  
POULIE ROUE LIBRE, ALTERNATEUR  
RUEDA LIBRE ALTERNADOR  
RUOTA LIBERA ALTERNATORE**

<b>RA-K01</b>		<b>OK588 18 W11</b>	
	Outer Diam./Diam. est. [mm]	<b>64</b>	
	Height/Altezza [mm]	<b>34</b>	
	Inner Diam./Diam. int. [mm]	<b>17</b>	
HYUNDAI TERRACAN (HP) 2.9 CRDi [11.03-] KIA CARNIVAL (UP) 2.9 TD [08.99-10.01]			

<b>RA-M00</b>		<b>MN960267</b>	
	Outer Diam./Diam. est. [mm]	<b>50</b>	
	Height/Altezza [mm]	<b>33</b>	
	Overall Height/Altezza ingombro[mm]	<b>38</b>	
	Inner Diam./Diam. int. [mm]	<b>17</b>	
MITSUBISHI COLT VI 1.5 DI-D [08.04-] SMART FORFOUR 1.5 CDI (454.000) [09.04-]			


<b>RA-S00</b>			
	Outer Diam./Diam. est. [mm]	<b>61</b>	
	Height/Altezza [mm]	<b>35</b>	
	Inner Diam./Diam. int. [mm]	<b>17</b>	
SSANGYONG KORANDO (KJ) 2.3 D (KJ) [12.96-] SSANGYONG MUSSO (FJ) 2.3 D [10.95-]			

<b>RA-W00</b>		<b>4805492</b>	
	Outer Diam./Diam. est. [mm]	<b>61</b>	
	Height/Altezza [mm]	<b>36</b>	
	Inner Diam./Diam. int. [mm]	<b>17</b>	
CHEVROLET CAPTIVA 2.0 D 4WD [10.06-] OPEL ANTARA 2.0 CDTI [03.07-]			


RP-001	
	Outer Diam./Diam. est. [mm]
	Height/Altezza [mm]
	Inner Diam./Diam. int. [mm]
	80
	26
	17
HUMMER HUMMER H2 SUT 6.0 [09.04-] HUMMER HUMMER H2 6.0 4WD [09.02-09.04]	

RP-006	701070006
	Diam./Diam. [mm]
	Height/Altezza [mm]
	Overall Height/Altezza ingombro[mm]
	Inner Diam./Diam. int. [mm]
	80
	25
	28
	10
DR DR 5 1.9 D[01.11-]	

RP-002	
	Diam./Diam. [mm]
	Height/Altezza [mm]
	Overall Height/Altezza ingombro[mm]
	70
	21
	27
LADA NIVA (2121) 1900 Diesel [01.93-]	

RP-100	11925-VC801
	Outer Diam./Diam. est. [mm]
	Height/Altezza [mm]
	Overall Height/Altezza ingombro[mm]
	84
	19
	35
NISSAN NAVARA 2.5 dCi 4WD [07.05-] NISSAN PATHFINDER 2.5 dCi 4WD [10.06-]	

RP-003	
	Diam./Diam. [mm]
	Height/Altezza [mm]
	Overall Height/Altezza ingombro[mm]
	70
	24
	27
LADA NIVA (2121) 1900 Diesel [01.93-]	

RP-101	11925-4W000
	Outer Diam./Diam. est. [mm]
	Height/Altezza [mm]
	84
	23
NISSAN 350 Z 3.5 [10.03-] NISSAN PATHFINDER (R50) 3.3 V6 4WD [09.97-12.04]	

RP-004	
	Diam./Diam. [mm]
	Height/Altezza [mm]
	Overall Height/Altezza ingombro[mm]
	70
	24
	28
LADA NIVA (2121) 1900 Diesel [01.93-]	


RP-102	11925-2M300
	Outer Diam./Diam. est. [mm]
	Height/Altezza [mm]
	85
	22
NISSAN SUNNY III (N14) 1.6 i 16V 4x4 [10.92-05.95] NISSAN SUNNY III Traveller (Y10) 1.6 16V 4x4 [11.90-05.95]	

RP-005	
	Diam./Diam. [mm]
	Height/Altezza [mm]
	Overall Height/Altezza ingombro[mm]
	Pitch Circle Ø/Foro int.-Ø [mm]
	70
	29
	34
	17
TATA (TELCO) SAFARI 2.2 TDiC 4WD [07.06-] TATA (TELCO) SAFARI 2.2 TDiC [07.06-]	

RP-103	11925-43G02
	Diam./Diam. [mm]
	Height/Altezza [mm]
	Overall Height/Altezza ingombro[mm]
	80
	18
	27
NISSAN TERRANO II (R20) 2.7 TD 4WD [02.93-01.02] NISSAN TERRANO II (R20) 2.7 TDi 4WD [05.96-]	




RP-104		11925-AX011	
	Outer Diam./Diam. est. [mm]	84.5	
	Height/Altezza [mm]	22	
NISSAN MICRA (K12) 1.0 16V [01.03-] NISSAN NOTE 1.4 [03.06-]			


RP-109		11925-77A10	
	Diam./Diam. [mm]	85	
	Height/Altezza [mm]	20	
	Overall Height/Altezza ingombro[mm]	39	
NISSAN BLUEBIRD (U11) 1.8 Turbo [04.84-05.90] NISSAN SUNNY II (N13) 1.8 GTI 16V [01.89-06.91]			

RP-105		11925-00QAE	
	Diam./Diam. [mm]	60	
	Height/Altezza [mm]	31	
	Pitch Circle Ø/Foro int.-Ø [mm]	17	
NISSAN KUBISTAR 1.5 dCi 70 [04.06-] NISSAN MICRA (K12) 1.5 dCi [06.05-]			

RP-110			
	Diam./Diam. [mm]	86	
	Height/Altezza [mm]	22	
	Pitch Circle Ø/Foro int.-Ø [mm]	12	
MITSUBISHI ECLIPSE I (D2_A) 2.0 i 16V (D22A) [04.91-11.95] MITSUBISHI SPACE WAGON (D0_V/W) 2.0 GLXi (D04W) [06.88-04.91]			

RP-106			
	Diam./Diam. [mm]	64	
	Height/Altezza [mm]	19	
	Overall Height/Altezza ingombro[mm]	38	
NISSAN MICRA (K10) 1.0 [12.82-05.89] NISSAN MICRA (K10) 1.2 [07.86-07.92]			

RP-111			
	Diam./Diam. [mm]	120	
	Height/Altezza [mm]	20	
	Pitch Circle Ø/Foro int.-Ø [mm]	20	
NISSAN ALMERA I (N15) 2.0 D [11.95-03.00] NISSAN SERENA (C23M) 2.3 D [01.95-]			

RP-107			
	Diam./Diam. [mm]	93	
	Height/Altezza [mm]	22.5	
	Overall Height/Altezza ingombro[mm]	37	
NISSAN TERRANO I (WD21) 3.0 i 4WD [01.90-12.95]			

RP-112			
	Diam./Diam. [mm]	65	
	Height/Altezza [mm]	26	
	Pitch Circle Ø/Foro int.-Ø [mm]	17	
MAZDA 2 1.4 MZR-CD [01.08-] NISSAN INTERSTAR dCi 120 [07.02-]			

RP-108			
	Diam./Diam. [mm]	85	
	Height/Altezza [mm]	27	
NISSAN PICK UP/KING CAB (D21) 3.0 i V6 4WD [09.90-02.98] NISSAN TERRANO I (WD21) 3.0 i 4WD [01.90-12.95]			

RP-113			
	Diam./Diam. [mm]	80	
	Height/Altezza [mm]	26	
	Pitch Circle Ø/Foro int.-Ø [mm]	20	
NISSAN PATROL GR I (Y60) 2.8 TD (Y60A) [09.88-06.97] NISSAN PATROL GR II (Y61) 2.8 TD [06.97-05.00]			



RP-114		11925-77A12	
	Diam./Diam. [mm]	85	
	Height/Altezza [mm]	23	
	Pitch Circle Ø/Foro int.-Ø [mm]	12	
NISSAN ALMERA I (N15) 1.6 SR,SLX [09.95-03.00] NISSAN PRIMERA (P11) 1.6 16V [09.96-12.01]			

RP-119		11923-BN700	
	Diam./Diam. [mm]	132	
	Height/Altezza [mm]	27	
	Overall Height/Altezza ingombro[mm]	104	
	NISSAN ALMERA II (N16) 1.5 dCi [01.03-] NISSAN MICRA (K12) 1.5 dCi [01.03-]		

RP-115			
	Diam./Diam. [mm]	66	
	Height/Altezza [mm]	26	
	Pitch Circle Ø/Foro int.-Ø [mm]	17	
NISSAN KUBISTAR 1.5 dCi 85 [04.06-] NISSAN MICRA (K12) 1.5 dCi [01.03-]			

RP-120		11925-00QAF	
	Diam./Diam. [mm]	60	
	Height/Altezza [mm]	25,5	
	Pitch Circle Ø/Foro int.-Ø [mm]	17	
NISSAN INTERSTAR dCi 90 [07.02-] NISSAN KUBISTAR 1.6 16V [08.03-]			

RP-116		11925-41B10	
	Diam./Diam. [mm]	84	
	Height/Altezza [mm]	24	
	Pitch Circle Ø/Foro int.-Ø [mm]	12	
NISSAN 300 ZX (Z31) 3.0 Turbo [05.87-10.90] NISSAN MICRA (K10) 1.2 [07.86-07.92]			

RP-121		23150-7F001	
	Diam./Diam. [mm]	80	
	Height/Altezza [mm]	18	
NISSAN TERRANO II (R20) 2.7 TDi 4WD [05.96-]			

RP-117			
	Diam./Diam. [mm]	85	
	Height/Altezza [mm]	31	
	Pitch Circle Ø/Foro int.-Ø [mm]	17	
NISSAN PATROL GR II (Y61) 3.0 DTi [05.00-] NISSAN TERRANO II (R20) 3.0 Di 4WD [05.02-]			

RP-122			
	Diam./Diam. [mm]	85	
	Height/Altezza [mm]	23	
	Pitch Circle Ø/Foro int.-Ø [mm]	17	
NISSAN BLUEBIRD (T72, T12) 1.6 [03.86-06.90] NISSAN SUNNY II (N13) 1.8 GTi 16V [01.89-06.91]			

RP-118		77 00 313 302	
	Diam./Diam. [mm]	125	
	Height/Altezza [mm]	26	
	Pitch Circle Ø/Foro int.-Ø [mm]	10	
NISSAN INTERSTAR dCi 90 [07.02-]			

RP-123			
	Diam./Diam. [mm]	85	
	Height/Altezza [mm]	22	
	Pitch Circle Ø/Foro int.-Ø [mm]	17	
NISSAN BLUEBIRD (T72, T12) 1.6 [03.86-06.90] NISSAN SUNNY II Coupe (B12) 1.6 GTi 16V [05.87-05.89]			

RP-124		
	Diam./Diam. [mm]	75
	Height/Altezza [mm]	14
	Pitch Circle Ø/Foro int.-Ø [mm]	12
NISSAN ALMERA I (N15) 2.0 D [11.95-03.00] NISSAN SUNNY I (B11) 1.7 D [03.82-10.86]		

RP-203		16603-27010
	Outer Diam./Diam. est. [mm]	90
	Height/Altezza [mm]	21
TOYOTA RAV 4 II (XA2) 2.0 D-4D 4WD [09.01-]		

RP-125		
	Diam./Diam. [mm]	84
	Height/Altezza [mm]	19
	Pitch Circle Ø/Foro int.-Ø [mm]	12
NISSAN MICRA (K10) 1.0 [12.82-05.89] NISSAN MICRA (K10) 1.2 [07.86-07.92]		

RP-204		16604-50010
	Outer Diam./Diam. est. [mm]	75
	Height/Altezza [mm]	30
	Pitch Circle Ø/Foro int.-Ø [mm]	12
LEXUS GS (JZS160) 400 [12.97-11.00] LEXUS LS (UCF10) 400 [12.89-12.94]		


RP-200		
	Outer Diam./Diam. est. [mm]	79
	Height/Altezza [mm]	28.5
TOYOTA AURIS 2.0 D-4D [03.07-] TOYOTA AURIS 2.2 D [03.07-]		

RP-205		
	Outer Diam./Diam. est. [mm]	70
	Height/Altezza [mm]	32
	Pitch Circle Ø/Foro int.-Ø [mm]	17
TOYOTA AVENSIS (T25) 1.6 VVT-i [04.03-] TOYOTA COROLLA (_E12U_) 1.4 VVT-i [01.02-]		

RP-201		
	Diam./Diam. [mm]	70
	Height/Altezza [mm]	28
	Inner Diam./Diam. int. [mm]	17
TOYOTA AURIS 2.0 D-4D [03.07-] TOYOTA AURIS 2.2 D [03.07-]		

RP-206		
	Outer Diam./Diam. est. [mm]	70
	Height/Altezza [mm]	29
	Pitch Circle Ø/Foro int.-Ø [mm]	17
TOYOTA YARIS (_CP10) 1.4 D-4D [12.01-]		

RP-202		16604-23020
	Outer Diam./Diam. est. [mm]	85
	Height/Altezza [mm]	21
	Overall Height/Altezza ingombro[mm]	25
	Pitch Circle Ø/Foro int.-Ø [mm]	10
TOYOTA YARIS (_CP10) 1.0 16V (SCP10_) [04.99-] TOYOTA YARIS VERSO (NC/LP2_) 1.3 (NCP22) [01.03-]		

RP-207		
	Diam./Diam. [mm]	74
	Height/Altezza [mm]	19
	Overall Height/Altezza ingombro[mm]	42
TOYOTA HIACE III (_H10_) 2.4 D 4WD [08.89-08.95] TOYOTA HILUX Pick-up (_N_) 2.2 D 2WD/ 4WD [01.79-12.95]		

RP-208		
	Diam./Diam. [mm]	75
	Height/Altezza [mm]	21
	Pitch Circle Ø/Foro int.-Ø [mm]	17
TOYOTA AVENSIS (_T22_) 1.6 (AT220_) [09.97-10.00] TOYOTA COROLLA (_E11_) 1.6 (AE111_) [04.97-02.00]		

RP-213		88440-52020
	Diam./Diam. [mm]	84
	Height/Altezza [mm]	27
	Pitch Circle Ø/Foro int.-Ø [mm]	17
TOYOTA AYGO 1.0 [07.05-] TOYOTA YARIS (_CP10) 1.0 16V (SCP10_) [04.99-]		

RP-209		
	Diam./Diam. [mm]	75
	Height/Altezza [mm]	20
	Pitch Circle Ø/Foro int.-Ø [mm]	17
TOYOTA AVENSIS (_T22_) 1.6 (AT220_) [09.97-10.00] TOYOTA COROLLA (_E10_) 1.6 Si (AE101_) [09.95-04.97]		

RP-214		88440-12170
	Diam./Diam. [mm]	75
	Height/Altezza [mm]	23
TOYOTA COROLLA (_E10_) 2.0 D (CE100_) [07.92-04.97] TOYOTA COROLLA (_E10_) 1.3 12V (EE100_) [07.92-04.97]		

RP-210		
	Diam./Diam. [mm]	75
	Height/Altezza [mm]	20
TOYOTA AVENSIS (_T22_) 1.6 (AT220_) [09.97-10.00]		

RP-215		88440-17010
	Diam./Diam. [mm]	75
	Height/Altezza [mm]	20
TOYOTA CARINA E (_T19_) 1.6 (AT190_) [12.93-09.97] TOYOTA COROLLA (_E10_) 1.6 Si (AE101_) [09.95-04.97]		

RP-211		
	Diam./Diam. [mm]	70
	Height/Altezza [mm]	26
	Pitch Circle Ø/Foro int.-Ø [mm]	17
TOYOTA 4 RUNNER 3.0 Turbo-D [11.95-]		

RP-216		88440-12190
	Diam./Diam. [mm]	90
	Height/Altezza [mm]	20
TOYOTA COROLLA (_E10_) 2.0 D (CE100_) [07.92-04.97] TOYOTA COROLLA Compact (_E10_) 2.0 D (CE100_) [07.92-04.97]		

RP-212		8844026070
	Diam./Diam. [mm]	82
	Height/Altezza [mm]	20
	Pitch Circle Ø/Foro int.-Ø [mm]	12
TOYOTA 4 RUNNER (_N130) 2.4 TD 4x4 [08.89-11.95] TOYOTA CARINA E (_T19_) 2.0 GTi (ST191) [04.92-02.94]		


RP-217		88440-52010
	Diam./Diam. [mm]	88
	Height/Altezza [mm]	25
TOYOTA AYGO 1.0 [07.05-] TOYOTA YARIS (_CP10) 1.3 16V (NCP10_) [11.99-]		

RP-218		16604-31010	
	Inner Diam./Diam. int. [mm]	10	
	Outer Diam./Diam. est. [mm]	70	
	Height/Altezza [mm]	32	
LEXUS GS 3.0 [04.05-] TOYOTA CAMRY (_V30) 3.5 VVTi XLE [01.06-]			

RP-304			
	Diam./Diam. [mm]	70	
	Height/Altezza [mm]	27	
	Pitch Circle Ø/Foro int.-Ø [mm]	17	
KIA SPORTAGE (K00) 2.0 i 16V 4WD [04.94-08.03] MAZDA MX-3 (EC) 1.6 i [07.91-]			


RP-218		16604-31010	
	Inner Diam./Diam. int. [mm]	10	
	Outer Diam./Diam. est. [mm]	70	
	Height/Altezza [mm]	32	
LEXUS GS 3.0 [04.05-] TOYOTA CAMRY (_V30) 3.5 VVTi XLE [01.06-]			

RP-305			
	Diam./Diam. [mm]	77	
	Height/Altezza [mm]	26	
	Pitch Circle Ø/Foro int.-Ø [mm]	17	
MAZDA 121 I (DA) 1.3 [04.89-10.90] MAZDA MX-3 (EC) 1.6 i [07.91-]			

RP-301		L32715940A	
	Outer Diam./Diam. est. [mm]	70	
	Height/Altezza [mm]	25	
	Pitch Circle Ø/Foro int.-Ø [mm]	8	
MAZDA MX-5 III (NC) 1.8 [03.05-] MAZDA MX-5 III (NC) 2.0 [03.05-]			

RP-306			
	Diam./Diam. [mm]	78	
	Height/Altezza [mm]	20	
	Pitch Circle Ø/Foro int.-Ø [mm]	15	
MAZDA MX-3 (EC) 1.6 i [01.94-] MAZDA XEDOS 6 (CA) 1.6 16V [08.92-05.94]			

RP-302			
	Outer Diam./Diam. est. [mm]	55	
	Height/Altezza [mm]	26	
	Pitch Circle Ø/Foro int.-Ø [mm]	17	
MAZDA 2 1.4 CD [04.03-]			


RP-307			
	Diam./Diam. [mm]	86	
	Height/Altezza [mm]	22	
	Overall Height/Altezza ingombro [mm]	49	
MAZDA MX-3 (EC) 1.6 i [01.94-] MAZDA XEDOS 9 (TA) 2.0 [08.98-08.00]			

RP-303		Y401-15-930	
	Diam./Diam. [mm]	51	
	Height/Altezza [mm]	26	
	Overall Height/Altezza ingombro [mm]	47	
MAZDA 2 1.4 CD [04.03-] MAZDA 2 1.4 MZR-CD [01.08-]			

RP-308			
	Diam./Diam. [mm]	73	
	Height/Altezza [mm]	29	
	Pitch Circle Ø/Foro int.-Ø [mm]	17	
MAZDA 5 1.8 [03.05-] MAZDA 6 (GG) 2.0 [06.02-]			



RP-309		
	Diam./Diam. [mm]	<b>85</b>
	Height/Altezza [mm]	<b>27</b>
	Overall Height/Altezza ingombro[mm]	<b>31</b>
MAZDA 929 I (LA) 1.8 [01.74-12.81] MAZDA 929 I (LA) 2.0 [05.79-07.86]		

RP-314		
	Diam./Diam. [mm]	<b>71</b>
	Height/Altezza [mm]	<b>36</b>
	Pitch Circle Ø/Foro int.-Ø [mm]	<b>17</b>
MAZDA 5 2.0 CD [06.05-] MAZDA 6 (GG) 2.0 DI [06.05-]		

RP-310		
	Diam./Diam. [mm]	<b>60</b>
	Height/Altezza [mm]	<b>22</b>
	Pitch Circle Ø/Foro int.-Ø [mm]	<b>17</b>
MAZDA 121 III (JASM, JBSM) 1.8 D [03.96-]		

RP-315		
	Diam./Diam. [mm]	<b>74</b>
	Height/Altezza [mm]	<b>22</b>
	Pitch Circle Ø/Foro int.-Ø [mm]	<b>17</b>
MAZDA 121 III (JASM, JBSM) 1.8 D [03.96-]		

RP-311		928F19A216AA	
	Diam./Diam. [mm]	<b>70</b>	
	Height/Altezza [mm]	<b>25</b>	
MAZDA 121 III (JASM, JBSM) 1.25 [03.96-] MAZDA 2 1.6 [04.03-]			

RP-316		Y602-15-940	
	Diam./Diam. [mm]	<b>60</b>	
	Height/Altezza [mm]	<b>31</b>	
	Overall Height/Altezza ingombro[mm]	<b>46</b>	
CITROEN C1 1.4 HDi [06.05-] TOYOTA AYGO 1.4 HDi [07.05-]			

RP-312		
	Diam./Diam. [mm]	<b>73</b>
	Height/Altezza [mm]	<b>25</b>
	Pitch Circle Ø/Foro int.-Ø [mm]	<b>17</b>
MAZDA 2 1.6 [04.03-]		

RP-317		
	Diam./Diam. [mm]	<b>90</b>
	Height/Altezza [mm]	<b>22</b>
	Overall Height/Altezza ingombro[mm]	<b>50</b>
MAZDA 929 III (HC) 3.0 [01.88-12.89] MAZDA 929 III (HC) 3.0 [01.90-06.91]		

RP-313		
	Diam./Diam. [mm]	<b>71</b>
	Height/Altezza [mm]	<b>35</b>
	Pitch Circle Ø/Foro int.-Ø [mm]	<b>17</b>
MAZDA 5 2.0 CD [03.05-] MAZDA 6 2.0 CD [04.08-]		

RP-318		L327-15-940B	
	Diam./Diam. [mm]	<b>75</b>	
	Height/Altezza [mm]	<b>27</b>	
MAZDA MX-5 III (NC) 1.8 [03.05-] MAZDA MX-5 III (NC) 2.0 [03.05-]			


RP-319		B366-15-940	
	Diam./Diam. [mm]	75	
	Height/Altezza [mm]	22	
	Pitch Circle Ø/Foro int.-Ø [mm]	15	
MAZDA 323 F IV (BG) 1.8 4WD [01.91-04.94] MAZDA 323 IV C (BG) 1.6 [09.89-06.91]			

RP-324			
	Diam./Diam. [mm]	82	
	Height/Altezza [mm]	31	
	Pitch Circle Ø/Foro int.-Ø [mm]	17	
MAZDA 929 III (HC) 3.0 [01.88-12.89] MAZDA 929 III (HC) 3.0 [01.90-06.91]			

RP-320		F201-15-940A	
	Diam./Diam. [mm]	80	
	Height/Altezza [mm]	26	
	Pitch Circle Ø/Foro int.-Ø [mm]	17	
MAZDA 626 IV (GE) 2.5 24V [01.92-04.97] MAZDA MX-6 (GE6) 2.5 24V [02.92-]			

RP-400			
	Diam./Diam. [mm]	75	
	Height/Altezza [mm]	21	
	Pitch Circle Ø/Foro int.-Ø [mm]	17	
HONDA LOGO (GA3) 1.3 [03.99-03.02] HONDA SHUTTLE (RA) 2.2 16V [10.94-02.98]			

RP-321			
	Diam./Diam. [mm]	103	
	Height/Altezza [mm]	28	
	Pitch Circle Ø/Foro int.-Ø [mm]	17	
MAZDA 121 III (JASM, JBSM) 1.25 [03.96-] MAZDA 2 1.4 [04.03-]			

RP-401		38940-PLZ-D00	
	Diam./Diam. [mm]	76	
	Height/Altezza [mm]	26	
	Overall Height/Altezza ingombro [mm]	29	
HONDA CIVIC VI (EU_, EP_) 1.7 CTDi [01.02-09.05]			

RP-322		ZJ01-15-940	
	Diam./Diam. [mm]	73	
	Height/Altezza [mm]	28	
	Pitch Circle Ø/Foro int.-Ø [mm]	17	
MAZDA 2 1.3 [10.07-] MAZDA 3 1.6 [10.03-]			

RP-402		38942-P01-003	
	Diam./Diam. [mm]	76	
	Height/Altezza [mm]	18	
	Pitch Circle Ø/Foro int.-Ø [mm]	17	
HONDA ACCORD VII (CG) 1.6 i [10.98-12.02] HONDA CIVIC IV (EG) 1.5 i 16V [10.91-11.95]			

RP-323			
	Diam./Diam. [mm]	79	
	Height/Altezza [mm]	15	
	Pitch Circle Ø/Foro int.-Ø [mm]	17	
MAZDA 121 I (DA) 1.3 [04.89-10.90] MAZDA 121 II (DB) 1.3 16V [11.90-03.96]			

RP-403		31190-RNA-003	
	Diam./Diam. [mm]	80	
	Height/Altezza [mm]	28	
	Pitch Circle Ø/Foro int.-Ø [mm]	17	
HONDA CIVIC VII 1.8 [01.06-] HONDA CR-V II 2.0 i-VTEC [01.07-]			



RP-404		38942-PM3-000	
	Diam./Diam. [mm]	76	
	Height/Altezza [mm]	17	
	Pitch Circle Ø/Foro int.-Ø [mm]	17	
HONDA CIVIC III (EC, ED, EE) 1.5 i 16V (ED6) [10.88-09.91] HONDA CIVIC III (ED) 1.6 i 16V (ED4) [10.87-09.91]			

RP-500			
	Diam./Diam. [mm]	50	
	Height/Altezza [mm]	26	
MITSUBISHI CARISMA (DA_) 1.9 TD [10.96-09.00]			

RP-405		56980-RSR-E01	
	Diam./Diam. [mm]	75	
	Height/Altezza [mm]	30	
	Pitch Circle Ø/Foro int.-Ø [mm]	17	
HONDA CIVIC VII 2.2 CTDi [01.06-]			

RP-501			
	Diam./Diam. [mm]	82	
	Height/Altezza [mm]	18	
	Overall Height/Altezza ingombro[mm]	36	
MITSUBISHI CARISMA Tre volumi (DA_) 2.0 16V GT EVO VI/VII [11.99-06.06] MITSUBISHI L 200 (K_T) 2.0 (K62T) [06.96-]			

RP-406		38942-PHM-004	
	Diam./Diam. [mm]	80	
	Height/Altezza [mm]	26	
	Pitch Circle Ø/Foro int.-Ø [mm]	17	
HONDA JAZZ (GD) 1.2 [03.02-] HONDA JAZZ (GD) 1.4 [03.02-]			

RP-502			
	Diam./Diam. [mm]	70	
	Height/Altezza [mm]	18	
	Pitch Circle Ø/Foro int.-Ø [mm]	12	
MITSUBISHI ECLIPSE I (D2_A) 2.0 i 16V 4x4 [04.91-11.95] MITSUBISHI L 200 (K_T) 2.0 (K62T) [06.96-]			

RP-407			
	Diam./Diam. [mm]	76	
	Height/Altezza [mm]	33	
	Pitch Circle Ø/Foro int.-Ø [mm]	17	
HONDA ACCORD VIII 2.0 (CL7) [02.03-] HONDA CR-V II 2.4 Vtec [03.02-09.06]			


RP-503		MD308882	
	Diam./Diam. [mm]	90	
	Height/Altezza [mm]	30	
	Overall Height/Altezza ingombro[mm]	46	
MITSUBISHI CARISMA (DA_) 1.6 [07.95-06.06] MITSUBISHI COLT II (C1_A) 1.6 Turbo ECi (C13A) [07.86-04.88]			

RP-408			
	Diam./Diam. [mm]	74	
	Height/Altezza [mm]	14	
	Pitch Circle Ø/Foro int.-Ø [mm]	15	
HONDA LOGO (GA3) 1.3 [03.99-03.02]			


RP-504		MW30621270	
	Diam./Diam. [mm]	50	
	Height/Altezza [mm]	26	
	Pitch Circle Ø/Foro int.-Ø [mm]	8	
MITSUBISHI CARISMA (DA_) 1.9 TD [10.96-09.00]			

RP-505		
	Diam./Diam. [mm]	86
	Height/Altezza [mm]	22
	Pitch Circle Ø/Foro int.-Ø [mm]	17
MITSUBISHI CARISMA (DA_) 1.6 [05.97-06.06] MITSUBISHI COLT IV (CA_A) 1.6 GLXi 16V (CA4A) [04.92-04.96]		

RP-510		
	Diam./Diam. [mm]	93
	Height/Altezza [mm]	23
MITSUBISHI L 200 (K_T) 2.5 D (K64T) [06.96-] MITSUBISHI PAJERO III (V60) 2.5 TDi (V64W, V74W) [09.01-]		

RP-506		
	Diam./Diam. [mm]	88
	Height/Altezza [mm]	21
	Overall Height/Altezza ingombro[mm]	40
MITSUBISHI CARISMA (DA_) 1.6 [07.95-06.06] MITSUBISHI GALANT I (A12_) 1.6 [01.77-08.80]		


RP-511		
	Diam./Diam. [mm]	65
	Height/Altezza [mm]	30
	Pitch Circle Ø/Foro int.-Ø [mm]	17
MITSUBISHI CARISMA Tre volumi (DA_) 1.9 DI-D [09.00-06.06] MITSUBISHI SPACE STAR (DG0) 1.9 DI-D [02.01-]		

RP-507		
	Diam./Diam. [mm]	80
	Height/Altezza [mm]	20
	Overall Height/Altezza ingombro[mm]	41
MITSUBISHI SPACE RUNNER (N1_W, N2_W) 1.8 (N11W) [06.96-08.99] MITSUBISHI SPACE WAGON (N3_W, N4_W) 1.8 (N31W) [10.91-10.98]		


RP-513		MD374877
	Diam./Diam. [mm]	90
	Height/Altezza [mm]	30
	Pitch Circle Ø/Foro int.-Ø [mm]	10
MITSUBISHI LANCER Station wagon 2.0 [09.03-] MITSUBISHI OUTLANDER 2.0 [05.03-]		

RP-508		
	Diam./Diam. [mm]	90
	Height/Altezza [mm]	25
	Overall Height/Altezza ingombro[mm]	40
MITSUBISHI SPACE RUNNER (N1_W, N2_W) 1.8 (N11W) [10.91-08.99] MITSUBISHI SPACE STAR (DG0) 1.3 16V [12.98-]		

RP-514		
	Diam./Diam. [mm]	65
	Height/Altezza [mm]	22
	Pitch Circle Ø/Foro int.-Ø [mm]	17
MITSUBISHI COLT VI 1.1 [10.04-] SMART FORFOUR 1.3 (454.031) [01.04-]		


RP-509		
	Diam./Diam. [mm]	110
	Height/Altezza [mm]	33
	Overall Height/Altezza ingombro[mm]	57
MITSUBISHI COLT I (A15_A) 1.2 GL (A151A) [12.78-01.84] MITSUBISHI GALANT I (A12_) 1.6 [01.77-08.80]		

RP-515		
	Diam./Diam. [mm]	86
	Height/Altezza [mm]	21.5
	Pitch Circle Ø/Foro int.-Ø [mm]	15
MITSUBISHI GALANT I (A12_) 1.6 [01.77-08.80] MITSUBISHI LANCER I (A17_) 1.2 (A171) [01.80-12.81]		

RP-516	
	Diam./Diam. [mm]
	80
	Height/Altezza [mm]
	20
HYUNDAI GALLOPER II (JK-01) 3.0 V6 [08.98-] MITSUBISHI PAJERO II (V2_W, V4_W) 3.0 V6 24V [06.94-05.97]	

RP-521		5751.F7	
	Diam./Diam. [mm]		70
	Height/Altezza [mm]		26
	Pitch Circle Ø/Foro int.-Ø [mm]		10
MITSUBISHI OUTLANDER 2.2 DI-D [08.07-] PEUGEOT 4007 2.2 HDi [02.07-]			

RP-517		MD318872	
	Diam./Diam. [mm]		90
	Height/Altezza [mm]		19
MITSUBISHI GALANT VI (EA_) 2.0 (EA2A) [09.96-09.00] MITSUBISHI SPACE WAGON (N5_W) 2.0 GDI [04.02-]			

RP-522			
	Diam./Diam. [mm]		66
	Height/Altezza [mm]		26
	Pitch Circle Ø/Foro int.-Ø [mm]		17
MITSUBISHI OUTLANDER 2.2 DI-D [08.07-] PEUGEOT 4007 2.2 HDi [02.07-]			


RP-518		MB918552	
	Diam./Diam. [mm]		83
	Height/Altezza [mm]		19
MITSUBISHI PAJERO III (V60) 3.2 DI-D (V68W, V78W) [04.00-10.01] MITSUBISHI PAJERO III (V60) 3.2 DI-D (V68W, V78W) [10.01-]			

RP-523			
	Diam./Diam. [mm]		71
	Height/Altezza [mm]		17
	Pitch Circle Ø/Foro int.-Ø [mm]		12
MITSUBISHI CARISMA (DA_) 1.8 16V [07.95-06.06] MITSUBISHI COLT III (C5_A) 1.8 GTi 16V (C58A) Cat. [06.90-05.92]			

RP-519			
	Diam./Diam. [mm]		80
	Height/Altezza [mm]		29
	Pitch Circle Ø/Foro int.-Ø [mm]		17
MITSUBISHI OUTLANDER 2.0 4WD [05.03-] MITSUBISHI OUTLANDER 2.4 4WD [11.03-]			

RP-600		16603-97401	
	Outer Diam./Diam. est. [mm]		88
	Height/Altezza [mm]		21
	Inner Diam./Diam. int. [mm]		10
DAIHATSU MATERIA 1.3 [10.06-] DAIHATSU TERIOS (J1) 1.3 DVVT Turbo 4WD [10.02-10.05]			

RP-520			
	Diam./Diam. [mm]		80
	Height/Altezza [mm]		30
	Pitch Circle Ø/Foro int.-Ø [mm]		17
MITSUBISHI L 200 (K_T) 2.5 DI-D [11.05-] MITSUBISHI L 200 2.5 DiD [RWD] [11.05-]			



RP-601			
	Diam./Diam. [mm]		84
	Height/Altezza [mm]		20
	Overall Height/Altezza ingombro [mm]		40
DAIHATSU SIRION (M1) 1.0 i 4WD [04.99-09.00] DAIHATSU SIRION (M1) 1.0 i [09.00-01.05]			

<b>RP-602</b>		<b>16603-23021</b>	
	Diam./Diam. [mm]	<b>82</b>	
	Height/Altezza [mm]	<b>20</b>	
	Pitch Circle Ø/Foro int.-Ø [mm]	<b>17</b>	
DAIHATSU SIRION (M1) 1.0 i 4WD [04.99-09.00]		DAIHATSU TERIOS (J1) 1.5 4WD [05.06-] DAIHATSU TERIOS 1.5 [11.05-]	



	Diam./Diam. [mm]	<b>50</b>	
	Height/Altezza [mm]	<b>23</b>	
	Overall Height/Altezza ingombro[mm]	<b>28</b>	
DAIHATSU CHARADE III (G100, G101, G102) 1.0 D (G101) [03.87-12.92] DAIHATSU CHARADE III (G100, G101, G102) 1.0 TD (G101) [03.87-12.92]		SUBARU IMPREZA (GC) 1.6 i [08.92-12.00] SUBARU LEGACY I (BC) 1.6 [05.89-12.93]	

<b>RP-604</b>		<b>49160-65D40</b>	
	Diam./Diam. [mm]	<b>83</b>	
	Height/Altezza [mm]	<b>20</b>	
	Pitch Circle Ø/Foro int.-Ø [mm]	<b>17</b>	
DAIHATSU YRV (M2) 1.0 [02.01-] DAIHATSU YRV (M2) 1.3 [02.01-]		SUZUKI GRAND VITARA (FT, GT) 2.0 HDI 110 [07.01-]	

	Diam./Diam. [mm]	<b>84</b>	
	Height/Altezza [mm]	<b>20</b>	
	Pitch Circle Ø/Foro int.-Ø [mm]	<b>17</b>	
DAIHATSU YRV (M2) 1.0 [02.01-] DAIHATSU YRV (M2) 1.3 [02.01-]		SUZUKI SPLASH 1.3 CDTI [01.08-] SUZUKI SWIFT III (SG) 1.3 DDiS [08.05-]	

<b>RP-606</b>		<b>16630-B2010</b>	
	Diam./Diam. [mm]	<b>88</b>	
	Height/Altezza [mm]	<b>18</b>	
	Pitch Circle Ø/Foro int.-Ø [mm]	<b>10</b>	
DAIHATSU COPEN 1.3 [03.06-]		SUZUKI IGNIS II 1.5 [09.03-] SUZUKI SWIFT III (SG) 1.6 [05.06-]	

	Diam./Diam. [mm]	<b>88</b>	
	Height/Altezza [mm]	<b>18</b>	
	Pitch Circle Ø/Foro int.-Ø [mm]	<b>10</b>	
DAIHATSU COPEN 1.3 [03.06-]		SUZUKI IGNIS II 1.5 [09.03-] SUZUKI SWIFT III (SG) 1.6 [05.06-]	

	Diam./Diam. [mm]	<b>88</b>	
	Height/Altezza [mm]	<b>18</b>	
	Pitch Circle Ø/Foro int.-Ø [mm]	<b>10</b>	
DAIHATSU COPEN 1.3 [03.06-]		SUZUKI IGNIS II 1.5 [09.03-] SUZUKI SWIFT III (SG) 1.6 [05.06-]	

	Diam./Diam. [mm]	<b>88</b>	
	Height/Altezza [mm]	<b>18</b>	
	Pitch Circle Ø/Foro int.-Ø [mm]	<b>10</b>	
DAIHATSU COPEN 1.3 [03.06-]		SUZUKI IGNIS II 1.5 [09.03-] SUZUKI SWIFT III (SG) 1.6 [05.06-]	

	Diam./Diam. [mm]	<b>88</b>	
	Height/Altezza [mm]	<b>18</b>	
	Pitch Circle Ø/Foro int.-Ø [mm]	<b>10</b>	
DAIHATSU COPEN 1.3 [03.06-]		SUZUKI IGNIS II 1.5 [09.03-] SUZUKI SWIFT III (SG) 1.6 [05.06-]	

	Diam./Diam. [mm]	<b>88</b>	
	Height/Altezza [mm]	<b>18</b>	
	Pitch Circle Ø/Foro int.-Ø [mm]	<b>10</b>	
DAIHATSU COPEN 1.3 [03.06-]		SUZUKI IGNIS II 1.5 [09.03-] SUZUKI SWIFT III (SG) 1.6 [05.06-]	



<b>RP-803</b>			
	Diam./Diam. [mm]	<b>66</b>	
	Height/Altezza [mm]	<b>20</b>	
	Overall Height/Altezza ingombro[mm]	<b>22</b>	
	Pitch Circle Ø/Foro int.-Ø [mm]	<b>17</b>	
SUZUKI VITARA (ET, TA) 1.6 (ET) [07.88-12.91]			
SUZUKI VITARA (ET, TA) 2.0 16V (ET) [12.96-03.98]			

<b>RP-808</b>		<b>55190812</b>	
	Diam./Diam. [mm]	<b>71</b>	
	Height/Altezza [mm]	<b>26</b>	
SUZUKI SX4 1.9 DDiS 4x4 [06.06-]			
SUZUKI SX4 1.9 DDiS [06.06-]			

<b>RP-804</b>			
	Diam./Diam. [mm]	<b>85</b>	
	Height/Altezza [mm]	<b>22</b>	
	Pitch Circle Ø/Foro int.-Ø [mm]	<b>17</b>	
SUZUKI ALTO I (SS80) 0.8 (SS80F, SS80G) [06.82-12.85]			
SUZUKI IGNIS (FH) 1.3 [10.00-09.03]			

<b>RP-809</b>		<b>55190811</b>	
	Diam./Diam. [mm]	<b>70</b>	
	Height/Altezza [mm]	<b>26</b>	
SUZUKI SX4 1.9 DDiS 4x4 [06.06-]			
SUZUKI SX4 1.9 DDiS [06.06-]			

<b>RP-805</b>			
	Diam./Diam. [mm]	<b>72</b>	
	Height/Altezza [mm]	<b>20</b>	
	Overall Height/Altezza ingombro[mm]	<b>22</b>	
SUZUKI GRAND VITARA (FT, GT) 1.6 [03.98-]			

<b>RP-810</b>			
	Diam./Diam. [mm]	<b>75</b>	
	Height/Altezza [mm]	<b>21</b>	
	Pitch Circle Ø/Foro int.-Ø [mm]	<b>10</b>	
SUZUKI SPLASH 1.0 [01.08-]			
SUZUKI SPLASH 1.2 [01.08-]			

<b>RP-806</b>			
	Outer Diam./Diam. est. [mm]	<b>66</b>	
	Height/Altezza [mm]	<b>26</b>	
	Pitch Circle Ø/Foro int.-Ø [mm]	<b>17</b>	
SUZUKI IGNIS II 1.3 DDiS [09.03-]			
SUZUKI SWIFT III (SG) 1.3 DDiS [08.05-]			

<b>RP-811</b>			
	Diam./Diam. [mm]	<b>90</b>	
	Height/Altezza [mm]	<b>24</b>	
	Pitch Circle Ø/Foro int.-Ø [mm]	<b>17</b>	
SUZUKI GRAND VITARA (FT, GT) 2.0 [03.98-]			
SUZUKI GRAND VITARA (FT, GT) 2.5 V6 24V (FT) [04.98-]			

<b>RP-807</b>		<b>17530-77E00</b>	
	Diam./Diam. [mm]	<b>85</b>	
	Height/Altezza [mm]	<b>23</b>	
	Pitch Circle Ø/Foro int.-Ø [mm]	<b>10</b>	
SUZUKI GRAND VITARA (FT, GT) 2.0 [03.98-]			

<b>RP-812</b>		<b>49160-67J00-000</b>	
	Diam./Diam. [mm]	<b>64</b>	
	Height/Altezza [mm]	<b>30</b>	
	Pitch Circle Ø/Foro int.-Ø [mm]	<b>10</b>	
SUZUKI GRAND VITARA 1.9 DDiS [10.05-]			

RP-900		
	Outer Diam./Diam. est. [mm]	<b>95</b>
	Height/Altezza [mm]	<b>26</b>
	Pitch Circle Ø/Foro int.-Ø [mm]	<b>17</b>
CHRYSLER CROSSFIRE 3.2 [07.03-] CHRYSLER CROSSFIRE Roadster 3.2 [05.04-]		

RP-905		
	Diam./Diam. [mm]	<b>70</b>
	Height/Altezza [mm]	<b>28</b>
	Pitch Circle Ø/Foro int.-Ø [mm]	<b>17</b>
CHRYSLER PT CRUISER 2.2 CRD [03.02-]		

RP-901		05080422AA	
	Diam./Diam. [mm]	<b>70</b>	
	Height/Altezza [mm]	<b>28</b>	
	Pitch Circle Ø/Foro int.-Ø [mm]	<b>8</b>	
JEEP GRAND CHEROKEE II (WJ, WG) 2.7 CRD 4x4 [10.01-]			

RP-906		
	Diam./Diam. [mm]	<b>70</b>
	Height/Altezza [mm]	<b>26</b>
	Pitch Circle Ø/Foro int.-Ø [mm]	<b>17</b>
CHRYSLER CROSSFIRE 3.2 [07.03-] CHRYSLER PT CRUISER 2.2 CRD [03.02-]		

RP-902		
	Diam./Diam. [mm]	<b>99</b>
	Height/Altezza [mm]	<b>30</b>
	Pitch Circle Ø/Foro int.-Ø [mm]	<b>17</b>
CHRYSLER NEON (PL) 2.0 16V [05.94-08.99] CHRYSLER VOYAGER III (GS) 2.0 i [01.95-03.01]		

RP-907		
	Diam./Diam. [mm]	<b>92</b>
	Height/Altezza [mm]	<b>36</b>
	Pitch Circle Ø/Foro int.-Ø [mm]	<b>20</b>
CHRYSLER VOYAGER III (GS) 2.5 TD [01.95-03.01] JEEP CHEROKEE (XJ) 2.5 TD [01.88-]		

RP-903		
	Diam./Diam. [mm]	<b>90</b>
	Height/Altezza [mm]	<b>29</b>
	Pitch Circle Ø/Foro int.-Ø [mm]	<b>12</b>
CHRYSLER NEON (PL) 2.0 16V [05.94-08.99] CHRYSLER VOYAGER III (GS) 2.0 i [01.95-03.01]		

RP-908		
	Diam./Diam. [mm]	<b>70</b>
	Height/Altezza [mm]	<b>24</b>
	Pitch Circle Ø/Foro int.-Ø [mm]	<b>17</b>
DODGE CALIBER 2.0 CRD [06.06-]		

RP-904		
	Diam./Diam. [mm]	<b>66</b>
	Height/Altezza [mm]	<b>27</b>
	Overall Height/Altezza ingombro[mm]	<b>31</b>
	Pitch Circle Ø/Foro int.-Ø [mm]	<b>11</b>
JEEP WRANGLER I 2.5 [01.88-12.91] JEEP WRANGLER I 2.5 [12.91-08.96]		

RP-909		
	Diam./Diam. [mm]	<b>70</b>
	Height/Altezza [mm]	<b>19</b>
	Pitch Circle Ø/Foro int.-Ø [mm]	<b>17</b>
CHRYSLER PT CRUISER 2.4 [06.00-] CHRYSLER PT CRUISER GT 2.4 [08.03-]		



RP-910		05175589AB	
	Diam./Diam. [mm]	54	
	Height/Altezza [mm]	30	
	Pitch Circle Ø/Foro int.-Ø [mm]	17	
CHRYSLER 300 C 3.0 CRD [09.05-] JEEP GRAND CHEROKEE III 3.0 CRD [06.05-]			

RP-915			
	Diam./Diam. [mm]	85	
	Height/Altezza [mm]	28	
	Pitch Circle Ø/Foro int.-Ø [mm]	25	
CHRYSLER VOYAGER III (GS) 2.5 TD [01.95-03.01] JEEP CHEROKEE (XJ) 2.5 TD [01.88-]			

RP-911		04863737	
	Diam./Diam. [mm]	70	
	Height/Altezza [mm]	29	
	Pitch Circle Ø/Foro int.-Ø [mm]	9	
CHRYSLER VOYAGER III (GS) 2.5 TD [01.95-03.01] JEEP CHEROKEE (XJ) 2.5 TD [01.88-]			

RP-916			
	Diam./Diam. [mm]	70	
	Height/Altezza [mm]	24	
	Pitch Circle Ø/Foro int.-Ø [mm]	17	
JEEP COMPASS 2.0 CRD 4x4 [09.06-] JEEP PATRIOT 2.0 CRD [01.08-]			

RP-912			
	Diam./Diam. [mm]	70	
	Height/Altezza [mm]	31	
	Pitch Circle Ø/Foro int.-Ø [mm]	17	
CHRYSLER VOYAGER III (GS) 2.5 TD [01.95-03.01] JEEP CHEROKEE (XJ) 2.5 TD [01.88-]			

RP-917		04668588AA	
	Diam./Diam. [mm]	88	
	Height/Altezza [mm]	21	
	Pitch Circle Ø/Foro int.-Ø [mm]	17	
CHRYSLER PT CRUISER 2.4 [06.00-] CHRYSLER PT CRUISER GT 2.4 [08.03-]			

RP-913			
	Diam./Diam. [mm]	58	
	Height/Altezza [mm]	35	
	Pitch Circle Ø/Foro int.-Ø [mm]	17	
JEEP CHEROKEE (XJ) 2.5 i 4x4 [12.91-] JEEP CHEROKEE (XJ) 2.5 i [11.96-]			

RP-918		05066938AA	
	Diam./Diam. [mm]	70	
	Height/Altezza [mm]	26	
	Pitch Circle Ø/Foro int.-Ø [mm]	17	
CHRYSLER VOYAGER IV (RG) 2.5 CRD [02.00-] JEEP CHEROKEE (KJ) 2.8 CRD [11.02-]			

RP-914		04792112	
	Diam./Diam. [mm]	90	
	Height/Altezza [mm]	29	
	Pitch Circle Ø/Foro int.-Ø [mm]	17	
CHRYSLER VOYAGER III (GS) 3.3 i [01.95-03.01] CHRYSLER VOYAGER IV (RG) 3.8 [02.00-]			

RP-919		04723298	
	Diam./Diam. [mm]	70	
	Height/Altezza [mm]	22	
	Pitch Circle Ø/Foro int.-Ø [mm]	17	
CHRYSLER VOYAGER III (GS) 2.5 TD [01.95-03.01]			

RP-920		
	Diam./Diam. [mm]	90
	Height/Altezza [mm]	29
	Pitch Circle Ø/Foro int.-Ø [mm]	17
CHRYSLER STRATUS (JA) 2.5 LX V6 [12.95-04.01] JEEP CHEROKEE (XJ) 2.5 [10.95-]		

RP-925		05080246AA
	Diam./Diam. [mm]	69
	Height/Altezza [mm]	27
	Pitch Circle Ø/Foro int.-Ø [mm]	17
JEEP GRAND CHEROKEE III 3.0 CRD [06.05-]		

RP-921		
	Diam./Diam. [mm]	95
	Height/Altezza [mm]	19
	Pitch Circle Ø/Foro int.-Ø [mm]	12
CHRYSLER NEON II 2.4 [10.01-09.05] JEEP CHEROKEE (XJ) 2.5 [10.95-]		

RP-926		
	Diam./Diam. [mm]	70
	Height/Altezza [mm]	25
	Pitch Circle Ø/Foro int.-Ø [mm]	17
CHRYSLER VOYAGER IV (RG) 2.5 CRD [02.00-] CHRYSLER VOYAGER IV (RG) 2.8 CRD [06.04-]		

RP-922		
	Diam./Diam. [mm]	70
	Height/Altezza [mm]	26
	Pitch Circle Ø/Foro int.-Ø [mm]	17
CHRYSLER PT CRUISER 2.0 [06.00-] CHRYSLER SEBRING Cabriolet (JR) 2.4 [04.01-]		

RP-927		
	Diam./Diam. [mm]	96
	Height/Altezza [mm]	17
	Pitch Circle Ø/Foro int.-Ø [mm]	12
CHRYSLER NEON II 2.4 [10.01-09.05] JEEP CHEROKEE (XJ) 2.5 [10.95-]		

RP-923		05080319AA
	Diam./Diam. [mm]	54
	Height/Altezza [mm]	26
	Pitch Circle Ø/Foro int.-Ø [mm]	17
CHRYSLER PT CRUISER 2.2 CRD [03.02-]		

RP-H00		25286-37100
	Diam./Diam. [mm]	82
	Height/Altezza [mm]	26
	Pitch Circle Ø/Foro int.-Ø [mm]	17
HYUNDAI SONATA III (EF) 2.5 V6 24V [06.98-10.01] HYUNDAI TRAJET (FO) 2.7 V6 [09.00-]		

RP-924		04861633AA
	Diam./Diam. [mm]	70
	Height/Altezza [mm]	26
CHRYSLER VOYAGER IV (RG) 2.5 CRD [02.00-] JEEP CHEROKEE (KJ) 2.8 CRD [11.02-]		

RP-H01		25287-27000
	Diam./Diam. [mm]	70
	Height/Altezza [mm]	26
	Pitch Circle Ø/Foro int.-Ø [mm]	17
HYUNDAI ACCENT (LC) 1.5 CRDi [04.02-] HYUNDAI GETZ (TB) 1.5 CRDi [03.03-]		

RP-H02		
	Diam./Diam. [mm]	78
	Height/Altezza [mm]	20
MITSUBISHI L 200 (K_T) 2.5 TD 4WD (K74T) [09.01-] MITSUBISHI PAJERO SPORT (K90) 2.5 TD [07.02-]		

RP-H07		25286-3E001
	Diam./Diam. [mm]	82
	Height/Altezza [mm]	29
HYUNDAI SANTA FÉ 2.7 4x4 [03.06-] KIA CARNIVAL II 2.7 V6 [06.06-]		

RP-H03		
	Diam./Diam. [mm]	70
	Height/Altezza [mm]	26
	Pitch Circle Ø/Foro int.-Ø [mm]	17
HYUNDAI ACCENT (LC) 1.5 CRDi [04.02-] HYUNDAI SANTA FE' (SM) 2.0 CRDi 4x4 [08.03-]		

RP-H08		97834-22100
	Diam./Diam. [mm]	78
	Height/Altezza [mm]	20
	Pitch Circle Ø/Foro int.-Ø [mm]	12
HYUNDAI ACCENT (MC) 1.4 GL [11.05-] HYUNDAI MATRIX (FC) 1.6 [06.01-]		

RP-H04		57212-3A000
	Diam./Diam. [mm]	90
	Height/Altezza [mm]	25
	Pitch Circle Ø/Foro int.-Ø [mm]	17
HYUNDAI SANTA FE' (SM) 2.4 16V 4x4 [02.01-] KIA SORENTO (JC) 2.4 [08.02-]		

RP-K00		
	Outer Diam./Diam. est. [mm]	64
	Height/Altezza [mm]	22.5
HYUNDAI i30 CW Station wagon 1.6 CRDi [02.08-] KIA CEE'D 1.6 CRDi 90 [12.06-]		

RP-H05		25288-27000
	Diam./Diam. [mm]	119
	Height/Altezza [mm]	27
	Pitch Circle Ø/Foro int.-Ø [mm]	17
HYUNDAI ACCENT (LC) 1.5 CRDi [04.02-] HYUNDAI MATRIX (FC) 1.5 CRDi [10.01-]		

RP-K01		25286-2B000
	Diam./Diam. [mm]	95
	Height/Altezza [mm]	30
	Inner Diam./Diam. int. [mm]	17
HYUNDAI i30 1.4 [10.07-] KIA CEE'D 1.4 [12.06-]		

RP-H06		
	Diam./Diam. [mm]	65
	Height/Altezza [mm]	22
	Pitch Circle Ø/Foro int.-Ø [mm]	17
HYUNDAI GETZ (TB) 1.5 CRDi GLS [08.05-] HYUNDAI i10 1.1 CRDi [01.08-]		

RP-K02		
	Diam./Diam. [mm]	95
	Height/Altezza [mm]	25
	Pitch Circle Ø/Foro int.-Ø [mm]	17
KIA CLARUS (K9A) 1.8 i 16V [07.96-] KIA SPORTAGE (K00) 2.0 i 4WD [04.94-08.99]		

<b>RP-K03</b>		<b>25286-4A000</b>	
	Diam./Diam. [mm]	<b>76</b>	
	Height/Altezza [mm]	<b>33</b>	
	Pitch Circle Ø/Foro int.-Ø [mm]	<b>17</b>	
HYUNDAI H-1/H-200/SATELLITE 2.5 CRDi 4WD [12.02-] KIA SORENTO (JC) 2.5 CRDi [08.02-]			

<b>RP-L02</b>		<b>1 726 343</b>	
	Diam./Diam. [mm]	<b>71</b>	
	Height/Altezza [mm]	<b>25</b>	
	Pitch Circle Ø/Foro int.-Ø [mm]	<b>10</b>	
LAND ROVER RANGE ROVER II (LP) 2.5 D [07.94-03.02] LAND ROVER RANGE ROVER II (LP) 2.5 D [08.94-03.02]			

<b>RP-K03</b>		<b>25286-4A000</b>	
	Diam./Diam. [mm]	<b>76</b>	
	Height/Altezza [mm]	<b>33</b>	
	Pitch Circle Ø/Foro int.-Ø [mm]	<b>17</b>	
HYUNDAI H-1/H-200/SATELLITE 2.5 CRDi 4WD [12.02-] KIA SORENTO (JC) 2.5 CRDi [08.02-]			

<b>RP-L03</b>			
	Diam./Diam. [mm]	<b>65</b>	
	Height/Altezza [mm]	<b>21</b>	
	Pitch Circle Ø/Foro int.-Ø [mm]	<b>17</b>	
LAND ROVER RANGE ROVER III (LM) 3.0 TD 6 [03.02-]			

<b>RP-K04</b>		<b>0K88R-15983</b>	
	Outer Diam./Diam. est. [mm]	<b>76</b>	
	Inner Diam./Diam. int. [mm]	<b>17</b>	
	Height/Altezza [mm]	<b>22</b>	
HYUNDAI TERRACAN (HP) 2.9 CRDi [11.03-] KIA CARNIVAL II 2.9 CRDi [06.06-]			

<b>RP-L04</b>			
	Diam./Diam. [mm]	<b>76</b>	
	Height/Altezza [mm]	<b>37</b>	
	Pitch Circle Ø/Foro int.-Ø [mm]	<b>17</b>	
LAND ROVER DISCOVERY III 4.4 [10.04-] LAND ROVER RANGE ROVER III (LM) 4.4 [05.05-]			

<b>RP-L00</b>			
	Outer Diam./Diam. est. [mm]	<b>70</b>	
	Height/Altezza [mm]	<b>31</b>	
	Pitch Circle Ø/Foro int.-Ø [mm]	<b>17</b>	
LAND ROVER DEFENDER (LD) 2.5 Td5 4WD [06.98-] LAND ROVER DISCOVERY III 2.7 TD [10.04-]			

<b>RP-L05</b>		<b>7H12-10A216-CA</b>	
	Diam./Diam. [mm]	<b>78</b>	
	Height/Altezza [mm]	<b>31</b>	

<b>RP-L01</b>		<b>LGQ000040</b>	
	Outer Diam./Diam. est. [mm]	<b>70</b>	
	Height/Altezza [mm]	<b>26</b>	
	Overall Height/Altezza ingombro[mm]	<b>47</b>	
LAND ROVER RANGE ROVER III (LM) 3.0 TD 6 [03.02-]			

<b>RP-L06</b>		<b>LR004877</b>	
	Diam./Diam. [mm]	<b>70</b>	
	Height/Altezza [mm]	<b>26</b>	
	Pitch Circle Ø/Foro int.-Ø [mm]	<b>10</b>	
LAND ROVER FREELANDER 2 2.2 TD4 4x4 [10.06-] LAND ROVER FREELANDER 2 2.2 TD4 [01.07-]			



<b>RP-M00</b>			
	Outer Diam./Diam. est. [mm]	<b>70</b>	
	Height/Altezza [mm]	<b>25</b>	
	Inner Diam./Diam. int. [mm]	<b>17</b>	
MITSUBISHI COLT VI 1.1 [10.04-] SMART FORFOUR 1.5 CDI (454.000) [09.04-]			

<b>RP-S03</b>		<b>1192001470</b>	
	Diam./Diam. [mm]	<b>92</b>	
	Height/Altezza [mm]	<b>31</b>	
	Pitch Circle Ø/Foro int.-Ø [mm]	<b>15</b>	
SSANGYONG KORANDO (KJ) 3.2 [06.97-] SSANGYONG KORANDO Cabrio (KJ) 3.2 [06.97-]			

<b>RP-M01</b>			
	Diam./Diam. [mm]	<b>60</b>	
	Height/Altezza [mm]	<b>19</b>	
	Pitch Circle Ø/Foro int.-Ø [mm]	<b>17</b>	
SMART FORTWO Cabrio 1.0 (451.431) [01.07-] SMART FORTWO Coupé 1.0 (451.331) [01.07-]			

<b>RP-W00</b>		<b>96084381</b>	
	Outer Diam./Diam. est. [mm]	<b>82</b>	
	Height/Altezza [mm]	<b>19.5</b>	
DAEWOO ESPERO (KLEJ) 1.8 [02.95-06.99] DAEWOO ESPERO (KLEJ) 1.8 [02.95-09.99]			

<b>RP-S00</b>		<b>6012000970</b>	
	Diam./Diam. [mm]	<b>80</b>	
	Height/Altezza [mm]	<b>25</b>	
	Overall Height/Altezza ingombro[mm]	<b>31</b>	
SSANGYONG KORANDO (KJ) 2.0 [05.97-] SSANGYONG KORANDO (KJ) 2.3 D (KJ) [12.96-]			

<b>RP-W01</b>		<b>96344236</b>	
	Diam./Diam. [mm]	<b>70</b>	
	Height/Altezza [mm]	<b>26</b>	
	Pitch Circle Ø/Foro int.-Ø [mm]	<b>17</b>	
CHEVROLET EVANDA 2.0 [03.05-] DAEWOO TACUMA (KLAU) 2.0 [09.01-]			

<b>RP-S01</b>			
	Diam./Diam. [mm]	<b>70</b>	
	Height/Altezza [mm]	<b>26</b>	
	Overall Height/Altezza ingombro[mm]	<b>32</b>	
	Pitch Circle Ø/Foro int.-Ø [mm]	<b>8</b>	
SSANGYONG KORANDO (KJ) 2.0 [05.97-] SSANGYONG MUSSO (FJ) 2.0 [10.96-]			

<b>RP-W02</b>			
	Diam./Diam. [mm]	<b>80</b>	
	Height/Altezza [mm]	<b>27</b>	
	Overall Height/Altezza ingombro[mm]	<b>31</b>	
	Pitch Circle Ø/Foro int.-Ø [mm]	<b>8</b>	
CHEVROLET EVANDA 2.0 [03.05-] CHEVROLET NUBIRA 2.0 [01.05-]			

<b>RP-S02</b>		<b>6012001270</b>	
	Diam./Diam. [mm]	<b>80</b>	
	Height/Altezza [mm]	<b>26</b>	
	Overall Height/Altezza ingombro[mm]	<b>31,5</b>	
	Pitch Circle Ø/Foro int.-Ø [mm]	<b>8</b>	
SSANGYONG KORANDO (KJ) 2.0 [05.97-] SSANGYONG MUSSO (FJ) 2.0 [10.96-]			


<b>RP-W03</b>			
	Outer Diam./Diam. est. [mm]	<b>76</b>	
	Height/Altezza [mm]	<b>26</b>	
	Pitch Circle Ø/Foro int.-Ø [mm]	<b>17</b>	
CHEVROLET AVEO 1.2 [04.08-] CHEVROLET KALOS 1.4 [03.05-]			


DEFLECTION/GUIDE PULLEY, V-RIBBED BELT  
 UMLENK-/FÜHRUNGSROLLE, KEILRIPPENRIEMEN  
 POULIE RENVOI/TRANSMISSION, COURROIE TRAPÉZOÏDALE  
 POLEA INVERSIÓN/GUÍA, CORREA POLI V  
 GALOPPINO/GUIDACINGHIA, CINGHIA POLY-V


<b>RP-W04</b>		<b>51758383</b>	
 <p>W04</p>	Diam./Diam. [mm]	<b>65</b>	
	Height/Altezza [mm]	<b>26</b>	
	Pitch Circle Ø/Foro int.-Ø [mm]	<b>10</b>	
CADILLAC BLS 1.9 D [04.06-] CADILLAC BLS Wagon 1.9 D [12.07-]			

<b>RP-W05</b>		<b>96440417</b>	
 <p>W05</p>	Outer Diam./Diam. est. [mm]	<b>65</b>	
	Height/Altezza [mm]	<b>26</b>	
CHEVROLET CAPTIVA 2.0 D [09.07-] CHEVROLET CRUZE (J3000) 2.0 CDI [05.09-]			



<b>TL-200</b>		<b>35612004</b>	
	Length/Lungh. [mm]	<b>120</b>	
	Diam./Diam. [mm]	<b>37</b>	
	Inner Diam./Diam. int. [mm]	<b>8</b>	
TOYOTA AVENSIS (_T22_) 1.8 (AT221_) [09.97-10.00]		CHRYSLER VOYAGER III (GS) 2.5 TD [01.95-03.01]	
TOYOTA CELICA (_T20_) 1.8 i 16V (AT200/ST) [11.93-11.99]		JEEP CHEROKEE (XJ) 2.5 TD [01.88-]	


<b>TL-400</b>		<b>TL-L00</b>	
	Length/Lungh. [mm]	<b>119</b>	
	Diam./Diam. [mm]	<b>37</b>	
	Inner Diam./Diam. int. [mm]	<b>8</b>	
HONDA CR-V II 2.0 i-VTEC [01.07-]		LAND ROVER RANGE ROVER III (LM) 3.0 TD 6 [03.02-]	


<b>TL-500</b>		<b>TL-L01</b>	
	Length/Lungh. [mm]	<b>131</b>	
	Pitch Circle Ø/Foro int.-Ø [mm]	<b>8</b>	
MITSUBISHI CARISMA (DA_) 1.9 TD [10.96-09.00]		LAND ROVER RANGE ROVER III (LM) 3.0 TD 6 [03.02-]	
MITSUBISHI CARISMA Tre volumi (DA_) 1.9 TD [10.96-09.00]		LAND ROVER RANGE ROVER III (LM) 3.0 TD 6 [03.02-]	


<b>TL-900</b>		<b>TL-L02</b>	
	Length/Lungh. [mm]	<b>121</b>	
	Diam./Diam. [mm]	<b>33</b>	
	Inner Diam./Diam. int. [mm]	<b>8</b>	
CHRYSLER VOYAGER III (GS) 2.5 TD [01.95-03.01]		LAND ROVER RANGE ROVER II (LP) 2.5 D [07.94-03.02]	
JEEP CHEROKEE (XJ) 2.5 TD [01.88-]		LAND ROVER RANGE ROVER II (LP) 2.5 D [08.94-03.02]	


<b>TL-901</b>		<b>TL-S00</b>	
	Length/Lungh. [mm]	<b>117</b>	
	Diam./Diam. [mm]	<b>32.5</b>	
	Inner Diam./Diam. int. [mm]	<b>8</b>	
CHRYSLER VOYAGER III (GS) 2.5 TD [01.95-03.01]		SSANGYONG ACTYON 200 Xdi 4WD [10.06-]	
JEEP CHEROKEE (XJ) 2.5 TD [01.88-]		SSANGYONG KYRON 2.0 Xdi [05.05-]	

<b>TL-900</b>		<b>TL-L02</b>	
	Length/Lungh. [mm]	<b>121</b>	
	Diam./Diam. [mm]	<b>33</b>	
	Inner Diam./Diam. int. [mm]	<b>8</b>	
CHRYSLER VOYAGER III (GS) 2.5 TD [01.95-03.01]		LAND ROVER RANGE ROVER II (LP) 2.5 D [07.94-03.02]	
JEEP CHEROKEE (XJ) 2.5 TD [01.88-]		LAND ROVER RANGE ROVER II (LP) 2.5 D [08.94-03.02]	

<b>TL-901</b>		<b>TL-S00</b>	
	Length/Lungh. [mm]	<b>117</b>	
	Diam./Diam. [mm]	<b>32.5</b>	
	Inner Diam./Diam. int. [mm]	<b>8</b>	
CHRYSLER VOYAGER III (GS) 2.5 TD [01.95-03.01]		SSANGYONG ACTYON 200 Xdi 4WD [10.06-]	
JEEP CHEROKEE (XJ) 2.5 TD [01.88-]		SSANGYONG KYRON 2.0 Xdi [05.05-]	


<b>TL-901</b>		<b>TL-S00</b>	
	Length/Lungh. [mm]	<b>117</b>	
	Diam./Diam. [mm]	<b>32.5</b>	
	Inner Diam./Diam. int. [mm]	<b>8</b>	
CHRYSLER VOYAGER III (GS) 2.5 TD [01.95-03.01]		SSANGYONG ACTYON 200 Xdi 4WD [10.06-]	
JEEP CHEROKEE (XJ) 2.5 TD [01.88-]		SSANGYONG KYRON 2.0 Xdi [05.05-]	

<b>TL-901</b>		<b>TL-S00</b>	
	Length/Lungh. [mm]	<b>117</b>	
	Diam./Diam. [mm]	<b>32.5</b>	
	Inner Diam./Diam. int. [mm]	<b>8</b>	
CHRYSLER VOYAGER III (GS) 2.5 TD [01.95-03.01]		SSANGYONG ACTYON 200 Xdi 4WD [10.06-]	
JEEP CHEROKEE (XJ) 2.5 TD [01.88-]		SSANGYONG KYRON 2.0 Xdi [05.05-]	

<b>TL-901</b>		<b>TL-S00</b>	
	Length/Lungh. [mm]	<b>117</b>	
	Diam./Diam. [mm]	<b>32.5</b>	
	Inner Diam./Diam. int. [mm]	<b>8</b>	
CHRYSLER VOYAGER III (GS) 2.5 TD [01.95-03.01]		SSANGYONG ACTYON 200 Xdi 4WD [10.06-]	
JEEP CHEROKEE (XJ) 2.5 TD [01.88-]		SSANGYONG KYRON 2.0 Xdi [05.05-]	

VIBRATION DAMPER, V-RIBBED BELT  
 SCHWINGUNGSDÄMPFER, KEILRIPPENRIEMEN  
 AMORTISSEUR DE VIBRATIONS, COURROIE TRAPÉZOÏDALE À NERVURES  
 AMORTIGUADOR VIBRACIONES, CORREA TRAPEZ. POLI V  
 SMORZATORE VIBRAZIONI, CINGHIA POLY-V

<b>TL-S01</b>		102 200 0814
 <p>S01</p>	Length/Lungh. [mm]	233
	SSANGYONG KORANDO (KJ) 2.0 [05.97-] SSANGYONG MUSSO (FJ) 2.0 [10.96-]	

<b>TL-S02</b>		6012000314
 <p>S02</p>	Length/Lungh. [mm]	210
	SSANGYONG KORANDO (KJ) 2.3 D (KJ) [12.96-] SSANGYONG KORANDO (KJ) 2.9 D (KJ) [12.96-]	

<b>TL-S03</b>		1032000114
 <p>S03</p>	Length/Lungh. [mm]	221
	SSANGYONG KORANDO (KJ) 3.2 (KJ) [12.96-] SSANGYONG MUSSO (FJ) 3.2 [06.96-]	

<b>TL-S04</b>		1122000014
 <p>S04</p>	Length/Lungh. [mm]	254
	SSANGYONG KORANDO Cabrio (KJ) 3.2 [01.99-] SSANGYONG REXTON 3.2 [04.02-]	


TP-001		
	Diam./Diam. [mm]	85
	Height/Altezza [mm]	27
	Overall Height/Altezza ingombro[mm]	43
LADA NIVA (2121) 1900 Diesel [01.93-]		

TP-103		
	Diam./Diam. [mm]	84
	Height/Altezza [mm]	24
	Length/Lungh. [mm]	158
NISSAN 300 ZX (Z31) 3.0 Turbo [04.84-10.90] NISSAN MAXIMA (J30) 3.0 i [10.88-06.94]		

TP-002		254723120162	
	Diam./Diam. [mm]	93	
	Height/Altezza [mm]	18	
	Overall Height/Altezza ingombro[mm]	71	
TATA (TELCO) SAFARI 2.0 TD 4X4 (403.001) [02.01-]			

TP-104		11944-4F100	
	Diam./Diam. [mm]	85	
	Height/Altezza [mm]	24	
	Length/Lungh. [mm]	167	
NISSAN 300 ZX (Z31) 3.0 [01.84-12.87] NISSAN MAXIMA (J30) 3.0 i [10.88-06.94]			


TP-100		11944-6F901	
	Diam./Diam. [mm]	69	
	Height/Altezza [mm]	25	
	Overall Height/Altezza ingombro[mm]	36	
NISSAN MICRA (K11) 1.5 D [02.98-02.03]			

TP-105		1175000QAJ	
	Diam./Diam. [mm]	65	
	Height/Altezza [mm]	27	
	Overall Height/Altezza ingombro[mm]	35	
NISSAN ALMERA II (N16) 1.5 dCi [01.03-] NISSAN MICRA (K12) 1.5 dCi [01.03-]			

TP-101		5751.26	
	Diam./Diam. [mm]	69	
	Height/Altezza [mm]	24	
	Overall Height/Altezza ingombro[mm]	36	
NISSAN MICRA (K11) 1.5 D [02.98-02.03]			

TP-200		11287-7908-78	
	Diam./Diam. [mm]	70	
	Height/Altezza [mm]	29	
TOYOTA YARIS (_CP10) 1.4 D-4D [12.01-]			


TP-102			
	Diam./Diam. [mm]	84	
	Height/Altezza [mm]	24	
	Overall Height/Altezza ingombro[mm]	47	
NISSAN 300 ZX (Z31) 3.0 [01.84-12.87] NISSAN MICRA (K10) 1.0 [12.82-05.91]			

TP-201		16620-0W093	
	Diam./Diam. [mm]	70	
	Height/Altezza [mm]	26	
TOYOTA AURIS 1.4 VVTi [03.07-] TOYOTA AURIS 1.6 VVTi [03.07-]			

TP-202	
	Diam./Diam. [mm]
	82
	Height/Altezza [mm]
	20
TOYOTA AVENSIS (_T22_) 1.8 (AT221_) [09.97-10.00]	
TOYOTA CELICA (_T20_) 1.8 i 16V (AT200/ST) [11.93-11.99]	

TP-400	
	Diam./Diam. [mm]
	75
	Height/Altezza [mm]
	21
	Overall Height/Altezza ingombro[mm]
	36
HONDA LOGO (GA3) 1.3 [03.99-03.02]	

TP-300		1E07-15-930B	
	Diam./Diam. [mm]		73
	Height/Altezza [mm]		22
	Mounting Bores Distance/Distanza fori di fissaggio [mm]		93
MAZDA 121 III (JASM, JB5M) 1.8 D [03.96-]			


TP-500		A639 200 08 70	
	Diam./Diam. [mm]		106
	Height/Altezza [mm]		22
	Length/Lungh. [mm]		192
	Width/Largh. [mm]		140
MITSUBISHI COLT CZC Cabriolet 1.5 [05.06-]			
SMART FORFOUR 1.3 (454.031) [01.04-]			

TP-301		1E12-15-930A	
	Diam./Diam. [mm]		60
	Height/Altezza [mm]		22
	Overall Height/Altezza ingombro[mm]		51
	Length/Lungh. [mm]		166
MAZDA 121 III (JASM, JB5M) 1.8 D [03.96-]			


TP-501			
	Diam./Diam. [mm]		80
	Height/Altezza [mm]		20
	Length/Lungh. [mm]		237
MITSUBISHI GALANT II (A16_) 2.3 Turbo-D (A167) [09.80-05.84]			
MITSUBISHI PAJERO SPORT (K90) 2.5 TD [11.98-]			

TP-302			
	Diam./Diam. [mm]		92
	Height/Altezza [mm]		23
	Overall Height/Altezza ingombro[mm]		67
MAZDA 929 III (HC) 3.0 [01.88-12.89]			
MAZDA XEDOS 9 (TA) 2.5 24V [07.93-07.00]			

TP-502			
	Diam./Diam. [mm]		99
	Height/Altezza [mm]		34
	Overall Height/Altezza ingombro[mm]		60
MITSUBISHI PAJERO SPORT (K90) 3.0 V6 [03.03-]			
MITSUBISHI PAJERO II (V2_W, V4_W) 3.5 V6 24V (V25W, V45W) [06.94-04.00]			

TP-303			
	Diam./Diam. [mm]		70
	Height/Altezza [mm]		27
	Overall Height/Altezza ingombro[mm]		33
KIA CLARUS (K9A) 1.8 i 16V [07.96-]			
MAZDA MX-5 I (NA) 1.6 [05.90-01.94]			

TP-503			
	Diam./Diam. [mm]		93
	Height/Altezza [mm]		22
	Overall Height/Altezza ingombro[mm]		55
MITSUBISHI PAJERO SPORT (K90) 3.0 V6 [03.03-]			
MITSUBISHI PAJERO SPORT (K90) 3.0 V6 [11.98-]			

<b>TP-800</b>		<b>49170-65D40</b>	
	Outer Diam./Diam. est. [mm]	<b>80</b>	
	Height/Altezza [mm]	<b>27</b>	
	Overall Height/Altezza ingombro[mm]	<b>35</b>	
SUZUKI GRAND VITARA (FT, GT) 2.0 HDI 110 [07.01-]			

<b>TP-H00</b>		<b>ZJ820005</b>	
	Diam./Diam. [mm]	<b>78</b>	
	Height/Altezza [mm]	<b>16</b>	
	Overall Height/Altezza ingombro[mm]	<b>39</b>	
	Length/Lungh. [mm]	<b>243</b>	
HYUNDAI GALLOPER II (JK-01) 2.5 TCI D [08.98-] HYUNDAI TERRACAN (HP) 2.5 TD [12.01-]			

<b>TP-801</b>			
	Diam./Diam. [mm]	<b>72</b>	
	Height/Altezza [mm]	<b>20</b>	
	Overall Height/Altezza ingombro[mm]	<b>22</b>	
SUZUKI GRAND VITARA (FT, GT) 1.6 [03.98-]			

<b>TP-H01</b>			
	Diam./Diam. [mm]	<b>80</b>	
	Height/Altezza [mm]	<b>20</b>	
HYUNDAI GALLOPER II (JK-01) 3.0 V6 [08.98-] MITSUBISHI L 200 (K__T) 2.4 4x4 (K75T) [06.96-]			

<b>TP-802</b>		<b>575115</b>	
	Diam./Diam. [mm]	<b>85</b>	
	Height/Altezza [mm]	<b>26</b>	
	Length/Lungh. [mm]	<b>205</b>	
SUZUKI SAMURAI (SJ) 1.9 TD [11.98-]			


<b>TP-M00</b>		<b>0015956 V001 0000 00</b>	
	Diam./Diam. [mm]	<b>60</b>	
	Height/Altezza [mm]	<b>18</b>	
	Length/Lungh. [mm]	<b>149</b>	
SMART CABRIO 0.6 (S10LA1) [03.00-01.04] SMART CABRIO 0.7 [01.03-01.04]			

<b>TP-803</b>		<b>17140-77E06</b>	
	Diam./Diam. [mm]	<b>82</b>	
	Height/Altezza [mm]	<b>27</b>	
	Overall Height/Altezza ingombro[mm]	<b>46</b>	
SUZUKI GRAND VITARA (FT, GT) 2.0 [03.98-]			

<b>TP-M01</b>			
	Diam./Diam. [mm]	<b>60</b>	
	Height/Altezza [mm]	<b>18</b>	
	Length/Lungh. [mm]	<b>149</b>	
SMART CABRIO 0.6 (S10LD2) [01.01-01.04] SMART CABRIO 0.7 [01.03-01.04]			

<b>TP-900</b>			
	Diam./Diam. [mm]	<b>76</b>	
	Height/Altezza [mm]	<b>19</b>	
	Mounting Bores Distance/Distanza fori di fissaggio [mm]	<b>79</b>	
ISUZU TROOPER 3.0 DTI [04.00-] ISUZU TROOPER Fuoristrada aperto 3.0 DTI [04.00-]			





<b>TS-001</b>		<b>701070036</b>	
	Diam./Diam. [mm]	<b>65</b>	
	Height/Altezza [mm]	<b>29</b>	
	Overall Height/Altezza ingombro[mm]	<b>78</b>	
NISSAN QASHQAI 2.0 4 ruote motrici [02.07-] NISSAN X-TRAIL (T31) 2.0 [06.07-]			


<b>TS-104</b>		<b>11955JD20A</b>	
	Diam./Diam. [mm]	<b>70</b>	
	Height/Altezza [mm]	<b>27</b>	
	Overall Height/Altezza ingombro[mm]	<b>39</b>	
NISSAN QASHQAI 2.0 4 ruote motrici [02.07-] NISSAN X-TRAIL (T31) 2.0 [06.07-]			


<b>TS-100</b>		<b>11750-00Q0B</b>	
	Diam./Diam. [mm]	<b>66</b>	
	Height/Altezza [mm]	<b>26</b>	
	Overall Height/Altezza ingombro[mm]	<b>84</b>	
NISSAN NOTE 1.5 dCi [03.06-] NISSAN QASHQAI 1.5 dCi [02.07-]			


<b>TS-105</b>		<b>11955-00QAG</b>	
	Diam./Diam. [mm]	<b>66</b>	
	Height/Altezza [mm]	<b>26</b>	
	Overall Height/Altezza ingombro[mm]	<b>82</b>	
NISSAN ALMERA II (N16) 1.5 dCi [01.03-] NISSAN MICRA (K12) 1.5 dCi [01.03-]			

<b>TS-101</b>		<b>11750-00QAD</b>	
	Diam./Diam. [mm]	<b>65</b>	
	Height/Altezza [mm]	<b>30</b>	
	Overall Height/Altezza ingombro[mm]	<b>86</b>	
NISSAN 350 Z Roadster 3.5 [03.05-] NISSAN PATHFINDER (R50) 3.3 V6 4WD [03.98-10.00]			

<b>TS-105</b>		<b>11955-00QAG</b>	
	Diam./Diam. [mm]	<b>66</b>	
	Height/Altezza [mm]	<b>26</b>	
	Overall Height/Altezza ingombro[mm]	<b>82</b>	
NISSAN ALMERA II (N16) 1.5 dCi [01.03-] NISSAN MICRA (K12) 1.5 dCi [01.03-]			


<b>TS-102</b>		<b>1195500QAA</b>	
	Diam./Diam. [mm]	<b>60</b>	
	Height/Altezza [mm]	<b>31</b>	
	Overall Height/Altezza ingombro[mm]	<b>93</b>	
NISSAN INTERSTAR dCi 120 [07.02-] NISSAN SUNNY III (N14) 1.6 i [10.90-05.95]			

<b>TS-106</b>		<b>1175000QAE</b>	
	Diam./Diam. [mm]	<b>65</b>	
	Height/Altezza [mm]	<b>26</b>	
	Overall Height/Altezza ingombro[mm]	<b>83</b>	
NISSAN PRIMASTAR Autobus 2.0 [03.01-] NISSAN PRIMASTAR Furgonato 2.0 [02.03-]			


<b>TS-103</b>			
	Diam./Diam. [mm]	<b>65</b>	
	Height/Altezza [mm]	<b>26</b>	
	Overall Height/Altezza ingombro[mm]	<b>89</b>	
NISSAN INTERSTAR Autobus dCi 120 [07.02-] NISSAN INTERSTAR Furgonato dCi 120 [07.02-]			


<b>TS-200</b>		<b>16620-31040</b>	
	Outer Diam./Diam. est. [mm]	<b>70</b>	
	Height/Altezza [mm]	<b>34</b>	
	Overall Height/Altezza ingombro[mm]	<b>124</b>	
LEXUS IS 250 (GSE20) [10.05-] TOYOTA AURIS 2.0 D-4D [03.07-]			




<b>TS-201</b>		<b>16620-0R010</b>	
	Diam./Diam. [mm]		<b>71</b>
	Height/Altezza [mm]		<b>28</b>
	Overall Height/Altezza ingombro[mm]		<b>38</b>
LEXUS IS 220 d (ALE20) [10.05-] TOYOTA AURIS 2.0 D-4D [03.07-]			


<b>TS-300</b>		<b>Y401-15-980B</b>	
	Diam./Diam. [mm]		<b>55</b>
	Height/Altezza [mm]		<b>25</b>
	Overall Height/Altezza ingombro[mm]		<b>74</b>
MAZDA 2 1.4 CD [04.03-] MAZDA MX-6 (GE6) 2.5 24V [02.92-]			

<b>TS-202</b>		<b>16620-27020</b>	
	Diam./Diam. [mm]		<b>90</b>
	Height/Altezza [mm]		<b>25</b>
	Overall Height/Altezza ingombro[mm]		<b>104</b>
TOYOTA RAV 4 II (XA2) 2.0 D-4D 4WD [09.01-]			


<b>TS-301</b>		<b>1E05-15-980A</b>	
	Diam./Diam. [mm]		<b>103</b>
	Height/Altezza [mm]		<b>30</b>
	Overall Height/Altezza ingombro[mm]		<b>81</b>
MAZDA 121 III (JASM, JBSM) 1.25 [03.96-] MAZDA 2 1.4 [04.03-]			

<b>TS-203</b>		<b>Y60115980</b>	
	Diam./Diam. [mm]		<b>65</b>
	Height/Altezza [mm]		<b>25</b>
MAZDA 2 1.4 MZR-CD [01.08-] MAZDA 3 1.6 DI Turbo [06.04-]			


<b>TS-301</b>		<b>1E05-15-980A</b>	
	Diam./Diam. [mm]		<b>103</b>
	Height/Altezza [mm]		<b>30</b>
	Overall Height/Altezza ingombro[mm]		<b>81</b>
MAZDA 121 III (JASM, JBSM) 1.25 [03.96-] MAZDA 2 1.4 [04.03-]			

<b>TS-204</b>		<b>16620-0W110</b>	
	Diam./Diam. [mm]		<b>70</b>
	Height/Altezza [mm]		<b>32</b>
	Overall Height/Altezza ingombro[mm]		<b>42</b>
TOYOTA AVENSIS (_T22_) 2.0 VVT-i [10.00-02.03] TOYOTA RAV 4 II (XA2) 2.0 VVTi 4WD [06.00-]			


<b>TS-302</b>		<b>1 044 515</b>	
	Diam./Diam. [mm]		<b>103</b>
	Height/Altezza [mm]		<b>30</b>
	Overall Height/Altezza ingombro[mm]		<b>81</b>
MAZDA 2 1.4 [04.03-]			

<b>TS-205</b>		<b>16620-31012</b>	
	Diam./Diam. [mm]		<b>70</b>
	Height/Altezza [mm]		<b>32</b>
	Overall Height/Altezza ingombro[mm]		<b>125</b>
TOYOTA LAND CRUISER (J12) 4.0 (GRJ12) [01.03-] TOYOTA LAND CRUISER (J12) 4.0 [09.02-08.04]			

<b>TS-303</b>			
	Diam./Diam. [mm]		<b>73</b>
	Height/Altezza [mm]		<b>25</b>
	Overall Height/Altezza ingombro[mm]		<b>170</b>
MAZDA 2 1.6 [04.03-]			


<b>TS-304</b>		<b>LF17-15-980A</b>	
	Diam./Diam. [mm]		<b>73</b>
	Height/Altezza [mm]		<b>29</b>
	Overall Height/Altezza ingombro[mm]		<b>103</b>
MAZDA 3 2.3 DiSi Turbo MPS [06.06-] MAZDA 6 (GG) 2.0 [03.05-]			


<b>TS-309</b>		<b>ZJ3815980B</b>	
	Diam./Diam. [mm]		<b>75</b>
	Height/Altezza [mm]		<b>29</b>
	Overall Height/Altezza ingombro[mm]		<b>96</b>
MAZDA 2 1.3 [10.07-] MAZDA 2 1.5 [10.07-]			


<b>TS-305</b>		<b>1004481</b>	
	Diam./Diam. [mm]		<b>103</b>
	Height/Altezza [mm]		<b>27</b>
	Overall Height/Altezza ingombro[mm]		<b>174</b>
MAZDA 121 III (JASM, JBSM) 1.25 [03.96-] MAZDA 2 1.4 [04.03-]			

<b>TS-310</b>		<b>LF50-15-980</b>	
	Diam./Diam. [mm]		<b>73</b>
	Height/Altezza [mm]		<b>29</b>
	Overall Height/Altezza ingombro[mm]		<b>100</b>
MAZDA 3 2.0 [10.03-] MAZDA 5 1.8 [03.05-]			


<b>TS-306</b>		<b>ZJ01-15-980B</b>	
	Diam./Diam. [mm]		<b>79</b>
	Height/Altezza [mm]		<b>29</b>
	Overall Height/Altezza ingombro[mm]		<b>93</b>
MAZDA 3 1.4 [02.04-] MAZDA 3 1.6 [10.03-]			


<b>TS-312</b>		<b>R2AA-15-980D</b>	
	Overall Height/Altezza ingombro[mm]		<b>64</b>
	Diam./Diam. [mm]		<b>70</b>
	Height/Altezza [mm]		<b>31</b>
MAZDA 6 2.2 CD [04.08-] MAZDA 6 2.2 MRZ-CD [01.09-]			

<b>TS-307</b>		<b>L372-15-980C</b>	
	Diam./Diam. [mm]		<b>75</b>
	Height/Altezza [mm]		<b>27</b>
	Overall Height/Altezza ingombro[mm]		<b>99</b>
MAZDA 3 2.0 [10.03-] MAZDA 5 1.8 [03.05-]			


<b>TS-400</b>		<b>56900-P5T-G00</b>	
	Diam./Diam. [mm]		<b>70</b>
	Height/Altezza [mm]		<b>26</b>
	Overall Height/Altezza ingombro[mm]		<b>83</b>
HONDA ACCORD VI (CE, CF) 2.0 TDi (CF1) [04.96-10.98] HONDA CIVIC VI (EJ,EK) 2.0 TDiC [11.98-10.00]			

<b>TS-308</b>		<b>LFG1-15-980B</b>	
	Diam./Diam. [mm]		<b>74</b>
	Height/Altezza [mm]		<b>27</b>
	Overall Height/Altezza ingombro[mm]		<b>111</b>
MAZDA 6 1.8 MRZ [08.07-] MAZDA 6 2.0 [04.08-]			

<b>TS-401</b>		<b>31170-RBD-E02</b>	
	Diam./Diam. [mm]		<b>70</b>
	Height/Altezza [mm]		<b>33</b>
	Overall Height/Altezza ingombro[mm]		<b>112</b>
HONDA ACCORD IX 2.2 i-DTEC [07.08-] HONDA CR-V II 2.2 i-CTDi [01.07-]			

<b>TS-402</b>		<b>31170-PNA-003</b>	
	Diam./Diam. [mm]		<b>76</b>
	Height/Altezza [mm]		<b>33</b>
	Overall Height/Altezza ingombro[mm]		<b>104</b>
HONDA ACCORD VIII 2.0 (CL7) [02.03-] HONDA CR-V II 2.0 [07.02-09.06]			


<b>TS-500</b>		<b>MD852898</b>	
	Diam./Diam. [mm]		<b>60</b>
	Height/Altezza [mm]		<b>25.5</b>
	Overall Height/Altezza ingombro[mm]		
MITSUBISHI CARISMA (DA_) 1.9 TD [10.96-09.00] MITSUBISHI CARISMA Tre volumi (DA_) 1.9 TD [10.96-09.00]			

<b>TS-403</b>		<b>31170-RWK-005</b>	
	Diam./Diam. [mm]		<b>70</b>
	Height/Altezza [mm]		<b>31</b>
	Overall Height/Altezza ingombro[mm]		<b>43</b>
HONDA CIVIC VII 1.8 [09.05-] HONDA FR-V 1.8 [01.07-]			

<b>TS-501</b>		<b>11750-2W200</b>	
	Diam./Diam. [mm]		<b>85</b>
	Height/Altezza [mm]		<b>31</b>
	Overall Height/Altezza ingombro[mm]		
NISSAN PATROL GR II (Y61) 3.0 DTi [05.00-] NISSAN TERRANO II (R20) 3.0 Di 4WD [05.02-]			

<b>TS-404</b>		<b>31170-PCX-003</b>	
	Diam./Diam. [mm]		<b>80</b>
	Height/Altezza [mm]		<b>26</b>
	Overall Height/Altezza ingombro[mm]		<b>92</b>
HONDA S2000 (AP) 2.0 [06.99-]			


<b>TS-502</b>		<b>MW30621284</b>	
	Diam./Diam. [mm]		<b>65</b>
	Height/Altezza [mm]		<b>30</b>
	Overall Height/Altezza ingombro[mm]		<b>85</b>
MITSUBISHI CARISMA (DA_) 1.9 DI-D [09.00-06.06] MITSUBISHI SPACE STAR (DG0) 1.9 DI-D [10.02-]			


<b>TS-405</b>		<b>31170-P8F-A020</b>	
	Diam./Diam. [mm]		<b>85</b>
	Height/Altezza [mm]		<b>31</b>
	Overall Height/Altezza ingombro[mm]		<b>88</b>
HONDA ACCORD VII (CG) 3.0 Vtec [10.98-12.02] HONDA ACCORD VII Coupe (CG) 3.0 V6 24V [02.98-06.03]			

<b>TS-503</b>		<b>1345A001</b>	
	Diam./Diam. [mm]		<b>70</b>
	Height/Altezza [mm]		<b>25</b>
	Overall Height/Altezza ingombro[mm]		<b>164</b>
MITSUBISHI COLT VI 1.1 [10.04-] SMART FORFOUR 1.3 (454.031) [01.04-]			

<b>TS-406</b>		<b>31170-RB0-J01</b>	
	Diam./Diam. [mm]		<b>70</b>
	Height/Altezza [mm]		<b>25</b>
	Overall Height/Altezza ingombro[mm]		<b>50</b>
HONDA JAZZ 1.2 [07.08-] HONDA JAZZ 1.4 [07.08-]			

<b>TS-504</b>		<b>MN149179</b>	
	Diam./Diam. [mm]		<b>80</b>
	Height/Altezza [mm]		<b>28</b>
	Overall Height/Altezza ingombro[mm]		<b>69</b>
MITSUBISHI GRANDIS 2.4 [04.04-] MITSUBISHI OUTLANDER 2.0 [05.03-]			

<b>TS-505</b>		<b>1345A013</b>	
	Diam./Diam. [mm]		<b>70</b>
	Height/Altezza [mm]		<b>24</b>
	Overall Height/Altezza ingombro[mm]		<b>60</b>
JEEP PATRIOT 2.0 CRD [01.08-] MITSUBISHI GRANDIS 2.0 DI-D [09.05-]			

<b>TS-803</b>		<b>55190813</b>	
	Diam./Diam. [mm]		<b>65</b>
	Height/Altezza [mm]		<b>26</b>
	Overall Height/Altezza ingombro[mm]		<b>84</b>
CADILLAC BLS 1.9 D [04.06-] SUZUKI SX4 1.9 DDiS 4x4 [06.06-]			

<b>TS-506</b>			
	Diam./Diam. [mm]		<b>65</b>
	Height/Altezza [mm]		<b>25</b>
	Overall Height/Altezza ingombro[mm]		<b>68</b>
MITSUBISHI OUTLANDER 2.2 DI-D [08.07-] PEUGEOT 4007 2.2 HDi [02.07-]			

<b>TS-804</b>		<b>17540-85E00</b>	
	Diam./Diam. [mm]		<b>65</b>
	Height/Altezza [mm]		<b>26</b>
	Overall Height/Altezza ingombro[mm]		<b>80</b>
SUZUKI SPLASH 1.3 CDTI [01.08-] SUZUKI SWIFT III (SG) 1.3 DDiS [08.05-]			

<b>TS-800</b>		<b>17540-77E10</b>	
	Diam./Diam. [mm]		<b>90</b>
	Height/Altezza [mm]		<b>23</b>
	Overall Height/Altezza ingombro[mm]		<b>82</b>
SUZUKI GRAND VITARA (FT, GT) 2.0 HDI 110 [07.01-] SUZUKI GRAND VITARA 1.9 DDiS [10.05-]			

<b>TS-900</b>		<b>04668519AD</b>	
	Outer Diam./Diam. est. [mm]		<b>70</b>
	Height/Altezza [mm]		<b>19</b>
	Overall Height/Altezza ingombro[mm]		<b>46</b>
CHRYSLER PT CRUISER 1.6 [11.01-]			

<b>TS-801</b>		<b>17540-67JA0</b>	
	Diam./Diam. [mm]		<b>60</b>
	Height/Altezza [mm]		<b>31</b>
	Overall Height/Altezza ingombro[mm]		<b>56</b>
	Length/Lungh. [mm]		<b>248</b>
SUZUKI GRAND VITARA 1.9 DDiS [10.05-]			

<b>TS-901</b>		<b>04861630AB</b>	
	Diam./Diam. [mm]		<b>70</b>
	Height/Altezza [mm]		<b>25</b>
	Overall Height/Altezza ingombro[mm]		<b>79</b>
CHRYSLER VOYAGER IV (RG) 2.5 CRD [02.00-] CHRYSLER VOYAGER IV (RG) 2.8 CRD [06.04-]			

<b>TS-802</b>		<b>46819146</b>	
	Outer Diam./Diam. est. [mm]		<b>66</b>
	Height/Altezza [mm]		<b>26</b>
	Overall Height/Altezza ingombro[mm]		<b>77</b>
SUZUKI IGNIS II 1.3 DDiS [09.03-] SUZUKI WAGON R+ (MM) 1.3 DDiS [09.03-]			


<b>TS-902</b>		<b>05066936AA</b>	
	Diam./Diam. [mm]		<b>70</b>
	Height/Altezza [mm]		<b>26</b>
	Overall Height/Altezza ingombro[mm]		<b>80</b>
JEEP CHEROKEE (KJ) 2.5 CRD [09.01-]			




<b>TS-903</b>		<b>04668509AB</b>	
	Diam./Diam. [mm]	<b>70</b>	
	Height/Altezza [mm]	<b>19</b>	
	Overall Height/Altezza ingombro[mm]	<b>68</b>	
CHRYSLER PT CRUISER 2.4 [06.00-] CHRYSLER PT CRUISER GT 2.4 [08.03-]			


<b>TS-908</b>		<b>K5175588AA</b>	
	Diam./Diam. [mm]	<b>65</b>	
	Height/Altezza [mm]	<b>30</b>	
	Overall Height/Altezza ingombro[mm]	<b>71</b>	
CHRYSLER 300 C 3.0 V6 CRD [11.10-] JEEP COMMANDER 3.0 CRD [04.06-]			


<b>TS-904</b>		<b>611 200 0270</b>	
	Diam./Diam. [mm]	<b>71</b>	
	Height/Altezza [mm]	<b>25</b>	
	Overall Height/Altezza ingombro[mm]	<b>99</b>	
JEEP GRAND CHEROKEE II (WJ, WG) 2.7 CRD 4x4 [10.01-]			

<b>TS-909</b>		<b>8973124620</b>	
	Diam./Diam. [mm]	<b>70</b>	
	Height/Altezza [mm]	<b>26</b>	
	Overall Height/Altezza ingombro[mm]	<b>36</b>	
ISUZU TROOPER 3.0 DTI [04.00-] ISUZU TROOPER Fuoristrada aperto 3.0 DTI [04.00-]			

<b>TS-905</b>		<b>112 200 0070</b>	
	Diam./Diam. [mm]	<b>95</b>	
	Height/Altezza [mm]	<b>26</b>	
	Overall Height/Altezza ingombro[mm]	<b>85</b>	
CHRYSLER CROSSFIRE 3.2 [07.03-] CHRYSLER CROSSFIRE Roadster 3.2 [05.04-]			


<b>TS-910</b>		<b>5072440AB</b>	
	Diam./Diam. [mm]	<b>70</b>	
	Height/Altezza [mm]	<b>26</b>	
	Overall Height/Altezza ingombro[mm]	<b>80</b>	
DODGE NITRO 2.8 CRD 4WD [06.07-] JEEP CHEROKEE (KJ) 2.8 CRD [11.02-]			


<b>TS-906</b>		<b>05080243AA</b>	
	Diam./Diam. [mm]	<b>71</b>	
	Height/Altezza [mm]	<b>28</b>	
	Overall Height/Altezza ingombro[mm]	<b>100</b>	
CHRYSLER PT CRUISER 2.2 CRD [03.02-]			

<b>TS-911</b>		<b>05080312AC</b>	
	Diam./Diam. [mm]	<b>70</b>	
	Height/Altezza [mm]	<b>26</b>	
	Overall Height/Altezza ingombro[mm]	<b>71</b>	
CHRYSLER PT CRUISER 2.2 CRD [03.02-]			


<b>TS-907</b>		<b>04897159AB</b>	
	Diam./Diam. [mm]	<b>70</b>	
	Height/Altezza [mm]	<b>31</b>	
	Overall Height/Altezza ingombro[mm]	<b>47</b>	
CHRYSLER VOYAGER III (GS) 2.5 TD [01.95-03.01] JEEP CHEROKEE (XJ) 2.5 TD [01.88-]			

<b>TS-912</b>		<b>5636736</b>	
	Diam./Diam. [mm]	<b>82</b>	
	Height/Altezza [mm]	<b>31</b>	
	Overall Height/Altezza ingombro[mm]	<b>95</b>	
ISUZU TROOPER 3.5 V6 24V [04.00-] ISUZU TROOPER Fuoristrada aperto 3.5 V6 24V [04.00-]			


<b>TS-913</b>		<b>047 924 95AB</b>	
	Diam./Diam. [mm]	<b>70</b>	
	Height/Altezza [mm]	<b>26</b>	
	Overall Height/Altezza ingombro[mm]	<b>40</b>	
CHRYSLER PT CRUISER 2.0 [06.00-] CHRYSLER SEBRING (JR) 2.4 [04.01-]			

<b>TS-H01</b>		<b>25281-27400</b>	
	Diam./Diam. [mm]	<b>70</b>	
	Height/Altezza [mm]	<b>29</b>	
	Overall Height/Altezza ingombro[mm]	<b>106</b>	
HYUNDAI SANTA FÉ 2.2 CRDi GLS [03.06-] HYUNDAI TUCSON (JM) 2.0 CRDi [01.06-]			


<b>TS-914</b>		<b>04593822AB</b>	
	Diam./Diam. [mm]	<b>70</b>	
	Height/Altezza [mm]	<b>25</b>	
	Overall Height/Altezza ingombro[mm]	<b>82</b>	
CHRYSLER GRAND VOYAGER V (RT) 2.8 CRD [10.07-]			

<b>TS-H02</b>		<b>25281-37101</b>	
	Diam./Diam. [mm]	<b>82</b>	
	Height/Altezza [mm]	<b>26</b>	
	Length/Lungh. [mm]	<b>185</b>	
HYUNDAI SANTA FE' (SM) 2.7 V6 4x4 [02.01-] HYUNDAI SONATA IV/ SONICA 2.7 V6 [10.01-11.04]			

<b>TS-H00</b>		<b>25281-2A000</b>	
	Diam./Diam. [mm]	<b>65</b>	
	Height/Altezza [mm]	<b>22</b>	
	Overall Height/Altezza ingombro[mm]	<b>91</b>	
HYUNDAI ACCENT Tre volumi (MC) 1.5 CRDi GLS [11.05-] HYUNDAI GETZ (TB) 1.5 CRDi GLS [08.05-]			

<b>TS-H03</b>		<b>25281-3E000</b>	
	Diam./Diam. [mm]	<b>90</b>	
	Height/Altezza [mm]	<b>30</b>	
	Overall Height/Altezza ingombro[mm]	<b>115</b>	
HYUNDAI SANTA FE' (SM) 2.7 4x4 [10.05-] KIA CARNIVAL II 2.7 V6 [06.06-]			

<b>TS-H00</b>		<b>25281-2A000</b>	
	Diam./Diam. [mm]	<b>65</b>	
	Height/Altezza [mm]	<b>22</b>	
	Overall Height/Altezza ingombro[mm]	<b>91</b>	
HYUNDAI ACCENT Tre volumi (MC) 1.5 CRDi GLS [11.05-] HYUNDAI GETZ (TB) 1.5 CRDi GLS [08.05-]			

<b>TS-H04</b>		<b>25281-27000</b>	
	Diam./Diam. [mm]	<b>70</b>	
	Height/Altezza [mm]	<b>25,5</b>	
	Overall Height/Altezza ingombro[mm]	<b>101</b>	
HYUNDAI ACCENT (LC) 1.5 CRDi [04.02-] HYUNDAI GETZ (TB) 1.5 CRDi [03.03-]			

<b>TS-H01</b>		<b>25281-27400</b>	
	Diam./Diam. [mm]	<b>70</b>	
	Height/Altezza [mm]	<b>29</b>	
	Overall Height/Altezza ingombro[mm]	<b>106</b>	
HYUNDAI SANTA FÉ 2.2 CRDi GLS [03.06-] HYUNDAI TUCSON (JM) 2.0 CRDi [01.06-]			

<b>TS-K00</b>		<b>0K551-15-981</b>	
	Diam./Diam. [mm]	<b>75</b>	
	Height/Altezza [mm]	<b>22</b>	
	Overall Height/Altezza ingombro[mm]	<b>89</b>	
KIA CARNIVAL (UP) 2.9 TD [08.99-10.01] KIA CEE'D 1.6 CRDi 115 [12.06-]			




<b>TS-K01</b>		<b>25281-4A000</b>	
	Diam./Diam. [mm]		<b>76</b>
	Height/Altezza [mm]		<b>30</b>
	Overall Height/Altezza ingombro[mm]		<b>107</b>
HYUNDAI H-1/H-200/SATELLITE 2.5 CRDi [12.02-] KIA SORENTO (JC) 2.5 CRDi [12.06-]			

<b>TS-S00</b>			
	Diam./Diam. [mm]		<b>80</b>
	Height/Altezza [mm]		<b>25</b>
	Overall Height/Altezza ingombro[mm]		<b>108</b>
SSANGYONG KORANDO (KJ) 2.0 [05.97-] SSANGYONG MUSSO (FJ) 2.0 [10.96-]			


<b>TS-K02</b>		<b>OK88R-15-981</b>	
	Diam./Diam. [mm]		<b>76</b>
	Height/Altezza [mm]		<b>22</b>
	Overall Height/Altezza ingombro[mm]		<b>90</b>
HYUNDAI TERRACAN (HP) 2.9 CRDi [11.03-] KIA CARNIVAL II 2.9 CRDi [10.01-]			

<b>TS-S00</b>			
	Diam./Diam. [mm]		<b>80</b>
	Height/Altezza [mm]		<b>25</b>
	Overall Height/Altezza ingombro[mm]		<b>108</b>
SSANGYONG KORANDO (KJ) 2.0 [05.97-] SSANGYONG MUSSO (FJ) 2.0 [10.96-]			


<b>TS-K03</b>		<b>OK9BV-10-770</b>	
	Diam./Diam. [mm]		<b>96</b>
	Height/Altezza [mm]		<b>26</b>
	Overall Height/Altezza ingombro[mm]		<b>42</b>
KIA CARNIVAL (UP) 2.5 V6 [08.99-10.01] KIA CARNIVAL II 2.5 V6 [10.01-]			

<b>TS-S01</b>			
	Diam./Diam. [mm]		
	Height/Altezza [mm]		<b>66</b>
DAEWOO KORANDO (KJ) 3.2 [01.99-] DAEWOO MUSSO (FJ) 3.2 [01.99-]			


<b>TS-L00</b>		<b>PQG 10008</b>	
	Diam./Diam. [mm]		<b>70</b>
	Height/Altezza [mm]		<b>26</b>
	Overall Height/Altezza ingombro[mm]		<b>84</b>
LAND ROVER DISCOVERY I 2.0 16 V [09.93-06.94]			

<b>TS-W00</b>		<b>96183115</b>	
	Outer Diam./Diam. est. [mm]		<b>77</b>
	Height/Altezza [mm]		<b>26</b>
	Overall Height/Altezza ingombro[mm]		<b>95</b>
CHEVROLET AVEO 1.2 [04.08-] CHEVROLET KALOS 1.4 [03.05-]			

<b>TS-L01</b>			
	Diam./Diam. [mm]		<b>76</b>
	Height/Altezza [mm]		<b>35</b>
	Overall Height/Altezza ingombro[mm]		<b>51</b>
LAND ROVER DEFENDER (LD) 2.4 Td4 [05.07-] LAND ROVER DEFENDER Pick-up 2.4 Td4 [05.07-]			

<b>TS-W01</b>		<b>1340533</b>	
	Diam./Diam. [mm]		<b>70</b>
	Height/Altezza [mm]		<b>26</b>
	Overall Height/Altezza ingombro[mm]		<b>99</b>
CHEVROLET EVANDA 2.0 [03.05-] DAEWOO TACUMA (KLAU) 1.8 [09.00-]			

TENSIONER LEVER, V-RIBBED BELT  
 SPANNARM, KEILRIPPENRIEMEN  
 TENDEUR, COURROIE TRAPÉZOÏDALE À NERVURES  
 BRAZO TENSOR, CORREA TRAPEZIAL POLI V  
 TENDITORE, CINGHIA POLY-V

<b>TS-W02</b>		<b>96184932</b>	
 <p>W02</p>	Diam./Diam. [mm]		<b>70</b>
	Height/Altezza [mm]		<b>26</b>
	Overall Height/Altezza ingombro[mm]		<b>92</b>
	CHEVROLET EPICA 2.0 [01.05-12.06] CHEVROLET EVANDA 2.0 [03.05-]		

<b>TS-W03</b>		<b>4805513</b>	
 <p>W03</p>	Diam./Diam. [mm]		<b>65</b>
	Height/Altezza [mm]		<b>24,5</b>
	Overall Height/Altezza ingombro[mm]		<b>82</b>
	CHEVROLET CAPTIVA 2.0 D 4WD [10.06-] CHEVROLET EPICA 2.0 D [01.07-]		

## CINGHIA DISTRIBUZIONE - TIMING BELT

CHEVROLET	JAPANPARTS			DR	JAPANPARTS
24422964	DD-W10	13514-87704	DD-600	481H-1007073BA	DD-008
55183528	DD-007	13514-87707	DD-608	701050038	DD-811
92063917	DD-W04	13514-87709	DD-600	701060033	DD-010
92065902	DD-W09	13514-87710	DD-608	<b>FORD JAPANPARTS</b>	
96183352	DD-393	13514-87711	DD-697G	1449040	DD-329
96183353	DD-387	13514-87711	DD-697	<b>GONOW JAPANPARTS</b>	
96352407	DD-387	13514-87713	DD-608	701060001	DD-001
96352965	DD-W02	13514-87781	DD-608	<b>GREAT WALL JAPANPARTS</b>	
96417177	DD-393	13514-87782	DD-600	1021013ED01	DD-012
96440343	DD-W07	13514-87785	DD-608	SMD182294	DD-591
96610029	DD-540	13514-97201	DD-601	<b>HONDA JAPANPARTS</b>	
96814098	DD-393	13514-97204	DD-601	06141-611-305	DD-497
98014186	DD-W11	13568-87101	DD-611	06141-642-305	DD-496
<b>CHRYSLER JAPANPARTS</b>		13568-87103	DD-610	06141-679-305	DD-496
05142579AA	DD-005	13568-87103	DD-610G	06141-679-306	DD-493
4667611	DD-006	13568-87104	DD-610G	06141-PC0-305	DD-406
68001309AA	DD-502	13568-87104	DD-610	06141-PH9-306	DD-492
<b>CITROEN JAPANPARTS</b>		13568-87181	DD-611	06141-PK2-305	DD-411
0816J5	DD-515	13568-87183	DD-610	06141-PN4-305	DD-489
9662187580	DD-515	13568-87183	DD-610G	06141-PR3-305	DD-422
<b>DAEWOO JAPANPARTS</b>		13568-87306	DD-615	06141-PR4-305	DD-485
90231883	DD-W00	13568-87702	DD-103	06141-PR7-305	DD-483
90324698	DD-W00	13568-87702	DD-103	06141-PS4-305	DD-490
90324699	DD-W00	13568-87703	DD-605	06141-PT2-305	DD-484
90354783	DD-W00	13568-87704	DD-606	06141-PV0-305	DD-486
92063918	DD-W03	13568-87705	DD-103	06141-PV1-305	DD-486
<b>DAIHATSU JAPANPARTS</b>		13568-87706	DD-609	06141-PZ1-305	DD-488
12761-74000	DD-600	13568-87707	DD-613	11407-60B10	DD-406
13514-87201	DD-699	13568-87708	DD-697G	12761-60B01	DD-406
13514-87201	DD-699G	13568-87708	DD-697	12761-60B10	DD-406
13514-87202	DD-607	13568-87709	DD-600	12761-73000	DD-401
13514-87205	DD-103	6551002303	DD-699	13028-D0100	DD-400
13514-87205	DD-587G	6551002303	DD-699G	13405-PT0-004	DD-419
13514-87205	DD-587	6551002309	DD-103	14320-P5T-G00	DD-426
13514-87206	DD-614	6551002309	DD-587	14400-371-014	DD-496
13514-87206	DD-614	6551010303	DD-606	14400-371-305	DD-496
13514-87208	DD-695	6551010307	DD-605	14400-611-014	DD-497
13514-87211	DD-614	65511303	DD-609	14400-611-024	DD-497
13514-87282	DD-695	6561008309	DD-697G	14400-611-024	DD-496
13514-87701	DD-600	6561008309	DD-697	14400-611-040	DD-497
13514-87702	DD-600	<b>DODGE JAPANPARTS</b>		14400-634-003	DD-401
13514-87703	DD-600	4792353	DD-002		

**CINGHIA DISTRIBUZIONE - TIMING BELT**

<b>HONDA</b>		<b>JAPANPARTS</b>					
14400-634-004	<b>DD-401</b>	14400-PH7-004	<b>DD-410</b>	24312-02501	<b>DD-572</b>		
14400-634-005	<b>DD-401</b>	14400-PH7-014	<b>DD-410</b>	24312-02701	<b>DD-571</b>		
14400-634-005EH	<b>DD-401</b>	14400-PH9-004	<b>DD-201G</b>	24312-21040	<b>DD-519</b>		
14400-634-014	<b>DD-401</b>	14400-PH9-004	<b>DD-201</b>	24312-22010	<b>DD-533</b>		
14400-642-004	<b>DD-496</b>	14400-PH9-014	<b>DD-492</b>	24312-22611	<b>DD-H14</b>		
14400-642-305	<b>DD-496</b>	14400-PJ7-004	<b>DD-490</b>	24312-22612	<b>DD-H14</b>		
14400-657-000	<b>DD-215</b>	14400-PK1-004	<b>DD-413</b>	24312-23001	<b>DD-581</b>		
14400-657-004	<b>DD-215</b>	14400-PK2-004	<b>DD-411</b>	24312-23002	<b>DD-581</b>		
14400-657-014	<b>DD-215</b>	14400-PK3-004	<b>DD-411</b>	24312-23202	<b>DD-415</b>		
14400-657-024	<b>DD-400</b>	14400-PLM-014	<b>DD-900</b>	24312-23400	<b>DD-415</b>		
14400-657-024H	<b>DD-400</b>	14400-PLZ-D00	<b>DD-425</b>	24312-26000	<b>DD-H07</b>		
14400-673-004	<b>DD-503</b>	14400-PM3-004	<b>DD-412G</b>	24312-26001	<b>DD-H07</b>		
14400-673-004	<b>DD-503G</b>	14400-PM3-004	<b>DD-412</b>	24312-26002	<b>DD-H07</b>		
14400-679-000	<b>DD-496</b>	14400-PM6-004	<b>DD-413</b>	24312-26050	<b>DD-H07</b>		
14400-679-003	<b>DD-496</b>	14400-PN4-004	<b>DD-489</b>	24312-27000	<b>DD-H08</b>		
14400-679-004	<b>DD-496</b>	14400-PO8-004	<b>DD-487</b>	24312-27250	<b>DD-H08</b>		
14400-679-024	<b>DD-493</b>	14400-PR3-004	<b>DD-422</b>	24312-32820	<b>DD-513</b>		
14400-679-624	<b>DD-493</b>	14400-PR4-004	<b>DD-485</b>	24312-32830	<b>DD-513</b>		
14400-P04-004	<b>DD-424</b>	14400-PR4-A01	<b>DD-485</b>	24312-33130	<b>DD-526</b>		
14400-P08-004	<b>DD-487</b>	14400-PR7-004	<b>DD-483</b>	24312-33140	<b>DD-526</b>		
14400-P08-305	<b>DD-487</b>	14400-PS4-004	<b>DD-490</b>	24312-33160	<b>DD-526</b>		
14400-P13-004	<b>DD-498</b>	14400-PT2-004	<b>DD-484</b>	24312-35000	<b>DD-525</b>		
14400-P14-004	<b>DD-416</b>	14400-PV0-004	<b>DD-486</b>	24312-35040	<b>DD-525</b>		
14400-P28-004	<b>DD-418</b>	14400-PV1-004	<b>DD-486</b>	24312-37100	<b>DD-H03</b>		
14400-P5A-004	<b>DD-480</b>	14400-PY3-004	<b>DD-417</b>	24312-37500	<b>DD-H03</b>		
14400-P5T-G00	<b>DD-482</b>	14400-PZ1-004	<b>DD-488</b>	24312-38010	<b>DD-H02</b>		
14400-P72-004	<b>DD-481</b>	14400P45000	<b>DD-415</b>	24312-38210	<b>DD-H09</b>		
14400-P72-014	<b>DD-481</b>	14400P45010	<b>DD-415</b>	24312-3E500	<b>DD-H11</b>		
14400-P7A-004	<b>DD-423</b>	14400P45G00	<b>DD-415</b>	243123E100	<b>DD-H11</b>		
14400-P7J-004	<b>DD-485</b>	14400P45G01	<b>DD-415</b>	24315-42200	<b>DD-588G</b>		
14400-PC0-004	<b>DD-406</b>	14400P8AA01	<b>DD-407</b>	24315-42200	<b>DD-588</b>		
14400-PC6-004	<b>DD-405</b>	14400P8AA02	<b>DD-407</b>				
14400-PC6-004EH	<b>DD-405</b>	14400PT0004	<b>DD-415</b>	<b>ISUZU</b>	<b>JAPANPARTS</b>		
14400-PDA-E01	<b>DD-424</b>	14400PT0004EH	<b>DD-415</b>	4294125	<b>DD-903</b>		
14400-PE0-004	<b>DD-404</b>			4295417	<b>DD-904</b>		
14400-PE0-004EH	<b>DD-404</b>	<b>HYUNDAI</b>	<b>JAPANPARTS</b>	4300156	<b>DD-902</b>		
14400-PE3-004	<b>DD-404</b>	23356-32020	<b>DD-514</b>	4303362	<b>DD-901</b>		
14400-PE3-004H	<b>DD-404</b>	23356-32030	<b>DD-514</b>	4317859	<b>DD-904</b>		
14400-PG6-004	<b>DD-408</b>	23356-33130	<b>DD-532</b>	4318261	<b>DD-905</b>		
14400-PG6-014	<b>DD-408</b>	23356-33140	<b>DD-532</b>	4320917	<b>DD-903</b>		
14400-PH3-004	<b>DD-409</b>	23356-38000	<b>DD-532</b>	4394125	<b>DD-903</b>		
		23356-42500	<b>DD-587G</b>	5-12536-006-0	<b>DD-997</b>		
		23356-42500	<b>DD-587</b>	5-12536-007-0	<b>DD-997</b>		



**CINGHIA DISTRIBUZIONE - TIMING BELT**

<b>MAZDA</b>		<b>JAPANPARTS</b>					
FH1H-12-205A	<b>DD-308</b>	YF71-12-205A	<b>DD-425</b>	MD050175	<b>DD-506</b>		
FP01-12-205	<b>DD-322</b>	YF7112205	<b>DD-425</b>	MD060461	<b>DD-505G</b>		
FP01-12-205A	<b>DD-322</b>	Z501-12-205	<b>DD-383</b>	MD060461	<b>DD-505</b>		
FS01-12-205	<b>DD-397</b>	Z502-12-205	<b>DD-324</b>	MD071052	<b>DD-509</b>		
JF01-12-205	<b>DD-319</b>	<b>MITSUBISHI JAPANPARTS</b>		MD095266	<b>DD-509</b>		
JF01-12-205C	<b>DD-319</b>	1145A019	<b>DD-510</b>	MD095866	<b>DD-508</b>		
K906-12-205	<b>DD-311</b>	12761-78101	<b>DD-509</b>	MD098491	<b>DD-513</b>		
KJ01-12-205	<b>DD-323</b>	24312-23201	<b>DD-415</b>	MD098492	<b>DD-521</b>		
KL01-12-205	<b>DD-388</b>	24312-33040	<b>DD-590</b>	MD099706	<b>DD-503</b>		
OK054-12-205	<b>DD-399</b>	24312-33050	<b>DD-590</b>	MD099706	<b>DD-503G</b>		
OK740-12-205	<b>DD-320</b>	24312-33060	<b>DD-590</b>	MD099707	<b>DD-505G</b>		
OK954-12-205	<b>DD-K02</b>	30883810	<b>DD-538</b>	MD099707	<b>DD-505</b>		
PN11-12-005	<b>DD-315</b>	M819383	<b>DD-575</b>	MD100619	<b>DD-507</b>		
PN11-12-205	<b>DD-315</b>	M864046	<b>DD-575</b>	MD100620	<b>DD-500</b>		
PN12-12-205	<b>DD-315</b>	MD008960	<b>DD-500</b>	MD100632	<b>DD-501</b>		
R201-12-205	<b>DD-321</b>	MD008961	<b>DD-501</b>	MD100814	<b>DD-519</b>		
R201-12-205A	<b>DD-321</b>	MD008968	<b>DD-500</b>	MD102048	<b>DD-879</b>		
RF03-12-205	<b>DD-389</b>	MD008969	<b>DD-501</b>	MD102049	<b>DD-595</b>		
RF03-12-206A	<b>DD-305</b>	MD009277	<b>DD-507</b>	MD102248	<b>DD-508</b>		
RF03-12-206X	<b>DD-305</b>	MD009352	<b>DD-500</b>	MD102249	<b>DD-513</b>		
RF1G-12-205	<b>DD-332</b>	MD009651	<b>DD-501</b>	MD106103	<b>DD-514</b>		
RF2A12205	<b>DD-378</b>	MD009666	<b>DD-507</b>	MD110029	<b>DD-526</b>		
RF43-12-205	<b>DD-389</b>	MD009667	<b>DD-507</b>	MD110041	<b>DD-590</b>		
RF43-12-206	<b>DD-305</b>	MD013805	<b>DD-508</b>	MD110709	<b>DD-521</b>		
RF5C-12-205A	<b>DD-327</b>	MD015020	<b>DD-508</b>	MD111427	<b>DD-525</b>		
RF71-12-205	<b>DD-314</b>	MD015021	<b>DD-508</b>	MD113561	<b>DD-507</b>		
RF79-12-205	<b>DD-314</b>	MD015311	<b>DD-514</b>	MD113562	<b>DD-500</b>		
RF7J-12-205	<b>DD-334</b>	MD0153310	<b>DD-508</b>	MD113563	<b>DD-503G</b>		
W90112205	<b>DD-336</b>	MD02250	<b>DD-509</b>	MD113563	<b>DD-503</b>		
W90212205	<b>DD-336</b>	MD030599	<b>DD-503G</b>	MD113564	<b>DD-519</b>		
WE01-12205	<b>DD-329</b>	MD030599	<b>DD-503</b>	MD113790	<b>DD-513</b>		
WL01-12-205	<b>DD-380</b>	MD030600	<b>DD-503G</b>	MD116786	<b>DD-519</b>		
WL81-12-205	<b>DD-380</b>	MD030600	<b>DD-503</b>	MD120487	<b>DD-522</b>		
Y401-12-205A	<b>DD-318</b>	MD040756	<b>DD-501</b>	MD127424	<b>DD-879</b>		
Y40112205B	<b>DD-812</b>	MD040797	<b>DD-501</b>	MD133115	<b>DD-526</b>		
Y601-12-205	<b>DD-325</b>	MD041390	<b>DD-513</b>	MD133116	<b>DD-590</b>		
Y603-12-201	<b>DD-325</b>	MD041407	<b>DD-514</b>	MD134377	<b>DD-505G</b>		
Y651-12-205	<b>DD-335</b>	MD050119	<b>DD-506</b>	MD134377	<b>DD-505</b>		
Y655-12-205	<b>DD-335</b>	MD050119	<b>DD-506G</b>	MD140227	<b>DD-522</b>		
Y701-12-205	<b>DD-911</b>	MD050130	<b>DD-505</b>	MD140228	<b>DD-513</b>		
YF09-12-205	<b>DD-425</b>	MD050130	<b>DD-505G</b>	MD140229	<b>DD-521</b>		
		MD050175	<b>DD-506G</b>	MD142750	<b>DD-586</b>		



### CINGHIA DISTRIBUZIONE - TIMING BELT

MITSUBISHI		JAPANPARTS					
MD145713	DD-526	MD197146	DD-583	13028-12G00	DD-110		
MD145714	DD-590	MD197147	DD-542	13028-16A01	DD-104		
MD145716	DD-532	MD197152	DD-531	13028-16A10	DD-104		
MD145813	DD-533	MD198116	DD-585	13028-16E00	DD-110		
MD152622	DD-506G	MD199072	DD-585	13028-16E10	DD-110		
MD152622	DD-506	MD199418	DD-590	13028-16V00	DD-122		
MD153723	DD-585	MD300470	DD-588	13028-18V01	DD-193		
MD153724	DD-584	MD300470	DD-588G	13028-18V25	DD-193		
MD154243	DD-592	MD300473	DD-587	13028-20R00	DD-106		
MD161427	DD-528	MD300473	DD-587G	13028-24B10	DD-303		
MD171748	DD-526	MD303375	DD-504	13028-24B25	DD-303		
MD171749	DD-532	MD307487	DD-541	13028-2J600	DD-581		
MD172201	DD-590	MD310474	DD-587G	13028-2J685	DD-581		
MD176386	DD-534	MD310474	DD-587	13028-31B10	DD-121		
MD176387	DD-529	MD310484	DD-587	13028-31B85	DD-121		
MD176388	DD-585	MD313447	DD-590	13028-33E00	DD-196		
MD176389	DD-535	MD314456	DD-579	13028-33E85	DD-196		
MD179179	DD-583	MD319023	DD-504	13028-48L00	DD-194		
MD179620	DD-583	MD322641	DD-512	13028-48L25	DD-194		
MD182291	DD-526	MD329639	DD-539	13028-50A00	DD-100		
MD182292	DD-589	MD331076	DD-589	13028-50A25	DD-100		
MD182293	DD-530	MD340625	DD-W02	13028-51E00	DD-108		
MD182294	DD-591	MD342154	DD-540	13028-51E10	DD-108		
MD182295	DD-532	MD357703	DD-531	13028-54A00	DD-104		
MD189521	DD-594	MD369960	DD-543	13028-54A01	DD-104		
MD189522	DD-593	MD378163	DD-543	13028-54A10	DD-104		
MD191982	DD-578	MN980100	DD-502	13028-57J01	DD-581		
MD192319	DD-531	MN982125	DD-515	13028-61A00	DD-101		
MD193874	DD-583	XD008969	DD-501	13028-61A25	DD-101		
MD197121	DD-879	XD009352	DD-500	13028-6F900	DD-003		
MD197122	DD-879	XD030600	DD-503	13028-6F900	DD-004G		
MD197123	DD-586	XD030600	DD-503G	13028-81T00	DD-116G		
MD197126	DD-584	<b>NISSAN JAPANPARTS</b>		13028-81T25	DD-116G		
MD197130	DD-507	13028-00QAC	DD-120	13028-85E00	DD-110		
MD197133	DD-585	13028-01B00	DD-103	13028-85E85	DD-110		
MD197134	DD-535	13028-01M00	DD-100	13028-AW301	DD-120		
MD197135	DD-500	13028-01M10	DD-100	13028-BN700	DD-114		
MD197138	DD-521	13028-01M25	DD-100	13028-D1700	DD-106		
MD197139	DD-590	13028-05B00	DD-115	13028-D2800	DD-104		
MD197142	DD-526	13028-05B10	DD-115	13028-V4000	DD-197		
MD197144	DD-591	13028-11M00	DD-101	13028-V4025	DD-197		
		13028-11M10	DD-101	13028-V4310	DD-507		

**CINGHIA DISTRIBUZIONE - TIMING BELT**

NISSAN		JAPANPARTS					
13028-V5000	DD-196	16806-V7200	DD-113	13028-KA090	DD-789		
13028-V5001	DD-196	16806-V7210	DD-113	13028-KA100	DD-789		
13028-V5010	DD-196	16806-V7225	DD-113	13028-KA110	DD-795		
13028-V5020	DD-196	16806-Y9701	DD-199	13028-KA161	DD-789		
13028-V5021	DD-196	1680600QAD	DD-117	13029-AA010	DD-700		
13028-V5200	DD-110	1680600QAH	DD-117	13029-AA011	DD-700		
13028-V5201	DD-110	6551021404	DD-103	13160-AA060	DD-791		
13028-V7211	DD-116G	8200127627	DD-117	13160-AA090	DD-791		
13028-V7211	DD-116	A16806-G5510	DD-118	13160-KA010	DD-798		
13028-V7225	DD-116G	A16806-G5510	DD-118G	13160-KA020	DD-796		
13028-V7225	DD-116	<b>OPEL JAPANPARTS</b>		13160-KA030	DD-789		
13028-V7285	DD-116	5636463	DD-811	13160-KA060	DD-789		
13028-V7285	DD-116G	93178812	DD-007	13160-KA090	DD-697		
13568-87702	DD-103	<b>PIAGGIO JAPANPARTS</b>		13160-KA090	DD-697G		
16806-00QOE	DD-117	493070	DD-602	13160-KA100	DD-789		
16806-00QA0	DD-126	<b>RENAULT JAPANPARTS</b>		13160-KA110	DD-789		
16806-00QA1	DD-124	8200542743	DD-120	31470-2100	DD-497		
16806-00QA7	DD-124	<b>SUBARU JAPANPARTS</b>		31470-2110	DD-497		
16806-00QAA	DD-124	11407-63E00	DD-890	31470-2121	DD-497		
16806-00QAM	DD-125	12761-72F00	DD-884	31470-7111	DD-497		
16806-00QAN	DD-125	13027-AA102	DD-703	38498-1001	DD-401		
16806-00QBF	DD-125	13028-AA010	DD-106	38498-2100	DD-497		
16806-05E00	DD-107	13028-AA040	DD-793	41470-0900	DD-497		
16806-05E10	DD-107	13028-AA070	DD-791	41470-1001	DD-401		
16806-16A00	DD-119	13028-AA071	DD-791	41470-5401	DD-508		
16806-16A10	DD-119	13028-AA072	DD-791	41470-5601	DD-401		
16806-2J600	DD-111	13028-AA080	DD-707	48498-1001	DD-401		
16806-54A00	DD-119	13028-AA101	DD-703	A759YU34M/M 241T	DD-706		
16806-54A10	DD-119	13028-AA102	DD-703	A885YU30MM 281T	DD-791		
16806-54A25	DD-119	13028-AA120	DD-706	<b>SUZUKI JAPANPARTS</b>			
16806-9C600	DD-112	13028-AA181	DD-707	11407-53A10	DD-892		
16806-D5610	DD-107	13028-AA200	DD-791	11407-53B01	DD-804		
16806-G5500	DD-118G	13028-AA220	DD-791	11407-53B01	DD-804G		
16806-G5500	DD-118	13028-AA231	DD-707	11407-60C11	DD-894		
16806-G5510	DD-118	13028-AA240	DD-791	11407-60D00	DD-895		
16806-G5510	DD-118G	13028-KA010	DD-798	11407-60E00	DD-879		
16806-G5525	DD-118	13028-KA020	DD-890	11407-61D00	DD-886		
16806-G5525	DD-118G	13028-KA021	DD-890	11407-63E00	DD-890		
16806-V0700	DD-102	13028-KA030	DD-697G	11407-70B00	DD-895		
16806-V0710	DD-102	13028-KA030	DD-697	11407-70B01	DD-895		
16806-V0711	DD-102	13028-KA060	DD-798	11407-70C00	DD-889		
		13028-KA080	DD-796	11407-70C00-SET	DD-889		

### CINGHIA DISTRIBUZIONE - TIMING BELT

SUZUKI		JAPANPARTS					
11407-70D00	DD-895	12761-71C00	DD-803	06141-PO8-305	DD-487		
11407-71B11	DD-886	12761-71D10	DD-886	06141-PR7-305	DD-483		
11407-71C00	DD-803	12761-72B00	DD-891	06141-PT2-305	DD-484		
11407-71C00	DD-803G	12761-72B10	DD-891	06141-PZ1-305	DD-488		
11407-71D10	DD-886	12761-72F00	DD-884	2547 0511 6312	DD-003		
11407-72B10	DD-891	12761-73G00	DD-884	25470511-6302	DD-004G		
11407-73001	DD-899	12761-73G01	DD-884	25470511-6310	DD-004G		
11407-78101	DD-899	12761-73J00-000	DD-818	25470511-6310	DD-003		
11407-81400	DD-896	12761-78100	DD-899	278905116301	DD-575		
11407-83C00	DD-888	12761-78101	DD-899	278905116305	DD-575		
11407-84050	DD-898	12761-78110	DD-899	2791-0511-63-03	DD-013		
11407-85100	DD-897	12761-79J50-000	DD-811	571105119902	DD-011		
11407-86501	DD-801	12761-81400	DD-896				
12761-53A10	DD-892	12761-82000	DD-800G	<b>TOYOTA</b>	<b>JAPANPARTS</b>		
12761-53B00	DD-804	12761-82000	DD-800	12761-78101	DD-201		
12761-53B00	DD-804G	12761-83C00	DD-888	12761-78101	DD-201G		
12761-53B01	DD-804	12761-84000	DD-898	12761-78400	DD-201G		
12761-53B01	DD-804G	12761-84001	DD-898	12761-78400	DD-201		
12761-60A00	DD-805G	12761-84010	DD-898	13568-09130	DD-889		
12761-60A00	DD-805	12761-84050	DD-898	13568-10010	DD-208		
12761-60A01	DD-805G	12761-84100	DD-898	13568-10011	DD-224		
12761-60A01	DD-805	12761-85100	DD-897	13568-10012	DD-224		
12761-60C10	DD-894	12761-85C00	DD-805	13568-10013	DD-224		
12761-60D00	DD-895	12761-85C00	DD-805G	13568-10014	DD-224		
12761-60E00	DD-879	12761-86500	DD-801	13568-10020	DD-208		
12761-61D00	DD-886	12761-86501	DD-801	13568-10021	DD-224		
12761-61D10	DD-886	12761-86CA0	DD-907	13568-10022	DD-224		
12761-63B00	DD-800	12761-F00F10	DD-884	13568-10023	DD-224		
12761-63B00	DD-800G	12761-M72F10	DD-884	13568-10024	DD-224		
12761-63B00-000	DD-800G	12761-N72F10	DD-884	13568-10030	DD-208		
12761-63B00-000	DD-800	1276173J00	DD-818	13568-10031	DD-208		
12761-63E00	DD-890	9400831409	DD-883	13568-10032	DD-208		
12761-66G00	DD-907	<b>TATA (TELCO)</b>	<b>JAPANPARTS</b>	13568-10070	DD-207		
12761-67G00	DD-883	06141-611-305	DD-497	13568-11010	DD-207		
12761-67J00-000	DD-812	06141-657-305	DD-215	13568-11020	DD-207		
12761-70B01	DD-895	06141-673-305	DD-503	13568-11030	DD-293		
12761-70C00	DD-889	06141-673-305	DD-503G	13568-11031	DD-293		
12761-70D00	DD-895	06141-PC0-305	DD-406	13568-11032	DD-293		
12761-71B00	DD-886	06141-PH9-305	DD-201	13568-11033	DD-293		
12761-71B10	DD-886	06141-PH9-305	DD-201G	13568-11040	DD-293		
12761-71C00	DD-803G	06141-PH9-306	DD-492	13568-11041	DD-293		
		06141-PJ7-305	DD-490	13568-11050	DD-210		
		06141-PK2-305	DD-411	13568-11051	DD-210		

**CINGHIA DISTRIBUZIONE - TIMING BELT**

TOYOTA	JAPANPARTS				
		13568-19116	DD-292	13568-62020	DD-213
13568-11052	DD-210	13568-19125	DD-201	13568-62030	DD-225
13568-11053	DD-210	13568-19125	DD-201G	13568-62040	DD-213
13568-11061	DD-210	13568-19145	DD-212	13568-62050	DD-230
13568-11070	DD-207	13568-19155	DD-208	13568-63010	DD-204
13568-11071	DD-207	13568-19165	DD-207	13568-63020	DD-204
13568-11072	DD-207	13568-19175	DD-283	13568-63022	DD-204
13568-11080	DD-227	13568-29035	DD-205	13568-63023	DD-204
13568-11080	DD-228	13568-39015	DD-889	13568-64010	DD-297
13568-11081	DD-228	13568-42010	DD-991	13568-64011	DD-297
13568-11090	DD-228	13568-42011	DD-991	13568-64012	DD-297
13568-11100	DD-292	13568-43010	DD-200	13568-64021	DD-297
13568-11101	DD-292	13568-43020	DD-200	13568-65010	DD-220
13568-11110	DD-292	13568-43030	DD-200	13568-65020	DD-220
13568-15010	DD-201G	13568-46010	DD-287	13568-67010	DD-288
13568-15010	DD-201	13568-46020	DD-286	13568-69025	DD-225
13568-15040	DD-215	13568-49015	DD-991	13568-69035	DD-213
13568-15041	DD-215	13568-49025	DD-287	13568-69045	DD-204
13568-15050	DD-215	13568-49035	DD-286	13568-69055	DD-220
13568-16010	DD-212	13568-49036	DD-286	13568-69065	DD-297
13568-16020	DD-212	13568-49046	DD-200	13568-69066	DD-297
13568-16030	DD-295	13568-54010	DD-202	13568-69075	DD-220
13568-16050	DD-227	13568-54030	DD-202	13568-69085	DD-288
13568-16060	DD-294	13568-54050	DD-206	13568-69095	DD-230
13568-16070	DD-294	13568-54050	DD-206G	13568-70010	DD-296
13568-17010	DD-222	13568-54070	DD-219	13568-70020	DD-296
13568-19015	DD-224	13568-54070	DD-219G	13568-70030	DD-290
13568-19016	DD-224	13568-55010	DD-393	13568-70040	DD-290
13568-19025	DD-210	13568-59015	DD-202	13568-70050	DD-290
13568-19035	DD-295	13568-59016	DD-202	13568-70080	DD-291
13568-19045	DD-227	13568-59025	DD-206G	13568-74010	DD-211
13568-19046	DD-227	13568-59025	DD-206	13568-74011	DD-211
13568-19055	DD-294	13568-59026	DD-206G	13568-74012	DD-211
13568-19056	DD-208	13568-59026	DD-206	13568-74020	DD-211
13568-19065	DD-222	13568-59027	DD-206G	13568-78401	DD-297
13568-19075	DD-208	13568-59027	DD-206	13568-79025	DD-211
13568-19085	DD-293	13568-59055	DD-393	13568-79035	DD-289
13568-19086	DD-293	13568-59065	DD-219G	13568-79045	DD-216
13568-19095	DD-207	13568-59065	DD-219	13568-79055	DD-296
13568-19105	DD-228	13568-59066	DD-219	13568-79065	DD-290
13568-19106	DD-228	13568-59066	DD-219G	13568-79075	DD-290
13568-19115	DD-292	13568-59095	DD-229	13568-79085	DD-291

## CINGHIA DISTRIBUZIONE - TIMING BELT

TOYOTA	JAPANPARTS
13568-79095	DD-211
13568-79105	DD-221
13568-79225	DD-211
13568-79235	DD-291
13568-88300	DD-289
13568-88301	DD-289
13568-88340	DD-289
13568-88361	DD-216
13568-88381	DD-216
13568-88382	DD-216
13568-88460	DD-221
41470-5601	DD-201G
41470-5601	DD-201
96223131	DD-231
96252153	DD-231
9653226080	DD-318
9653226280	DD-318
SU001-00085	DD-231
SU00100544	DD-318

**CUSCINETTO DISTRIBUZIONE - TENSIONER, TIMING BELT**

CHEVROLET	JAPANPARTS				
09128738	BE-W08	13505-87102	BE-600	14510-P8A-A01	BE-423
12810-81401	BE-808	13505-87201	BE-607	14510-PC0-005	BE-403
24436052	BE-W13	13505-87203	BE-608	14510-PC6-013	BE-400
5094008601	BE-W00	13505-87205	BE-608	14510-PD2-003	BE-400
55562217	BE-W14	13505-87206-000	BE-608	14510-PD2-004	BE-400
55570289	BE-W14	13505-87303	BE-609	14510-PE0-003	BE-401
55574864	BE-W14	13505-87701	BE-602	14510-PE0-005	BE-401
90499401	BE-W02	13505-87704	BE-603	14510-PG6-013	BE-411
90528603	BE-W06	13505-97201	BE-611	14510-PGE-A01	BE-423
94580139	BE-808	<b>DODGE JAPANPARTS</b>		14510-PH1-003	BE-400
96103222	BE-W01	04663515AC	BE-011	14510-PH1-004	BE-400
96350526	BE-W01	<b>DR JAPANPARTS</b>		14510-PH3-003	BE-407
96350550	BE-W00	473H-1007060	BE-015	14510-PH3-004	BE-407
96440326	BE-W12	481H1007071	BE-021	14510-PH7-003	BE-405
96440336	BE-W11	701050036	BE-811	14510-PH7-004	BE-405
96941103	BE-W11	701050040	BE-810	14510-PM7-003	BE-413
97249945	BE-418	701060032	BE-018	14510-PM7-004	BE-413
97376296	BE-W15	701070017	BE-017	14510-PT0-002	BE-404
<b>CHRYSLER JAPANPARTS</b>		701070018	BE-021	14510-PT0-003	BE-404
04777393AC	BE-008	<b>FIAT JAPANPARTS</b>		14510-PT0-004	BE-404
04777394	BE-008	71747799	BE-810	14510-PTO-003	BE-404
04884320AA	BE-007	9617188680	BE-004	14510-PTO-004	BE-404
05142573AA	BE-009	<b>GONOW JAPANPARTS</b>		14510-PY3-003	BE-406
05142798AA	BE-010	701060002	BE-013	14510-PY3-0031	BE-406
35612027H	BE-917	701060003	BE-012	14510-PY3-0041	BE-406
4667283	BE-016	<b>GREAT WALL JAPANPARTS</b>		14510-PY3-C04	BE-406
4777394	BE-008	1021200-ED01	BE-020	14520-P5T-G00	BE-421
68000816AA	BE-530	SMD115976	BE-514	14520-PLC-305	BE-419
<b>CITROEN JAPANPARTS</b>		<b>HONDA JAPANPARTS</b>		14520-PLC-335	BE-419
083013	BE-005	04145-PLC-315	BE-419	14530-PLZ-D00	BE-418
<b>DAEWOO JAPANPARTS</b>		0K972-12-730	BE-305	14550-P8A-A01	BE-424
90411773	BE-W09	13404-P13-003	BE-417	14550-PGE-A01	BE-424
90530124	BE-W06	13404-PT0-003	BE-409	<b>HYUNDAI JAPANPARTS</b>	
90530126	BE-W05	13404-PT0-004	BE-409	23357-32000	BE-506
9128738	BE-W08	14325-P5T-G00	BE-422	23357-32010	BE-506
93202400	BE-W03	14510-657-013	BE-403	23357-32020	BE-506
<b>DAIHATSU JAPANPARTS</b>		14510-689-003	BE-408	23357-32030	BE-506
13503-87701	BE-605	14510-P08-003	BE-414	23357-32040	BE-506
13504-87301	BE-610	14510-P08-004	BE-414	23357-32050	BE-506
13504-87701	BE-604	14510-P13-003	BE-416	23357-33120	BE-514
13505-15041	BE-208	14510-P30-003	BE-415	23357-33130	BE-514
		14510-P5T-G00	BE-420	23357-33350	BE-H22



## CUSCINETTO DISTRIBUZIONE - TENSIONER, TIMING BELT

HYUNDAI	JAPANPARTS				
23357-42030	BE-500	25281-35060	BE-523	0K938-12-700	BE-301
24317-42020	BE-501	25281-35530	BE-H16	0K938-12-730	BE-306
24317-4X000	BE-K21	57250-37330	BE-H13	0K95K-12-750	BE-K26
24375-47280	BE-H10	57250-37510	BE-H17	0K95K-12770	BE-K22
24410-02510	BE-H08	<b>ISUZU JAPANPARTS</b>		0K973-12-700	BE-308
24410-02750	BE-H08	5-12539-013-2	BE-906	0K9BV-12-730	BE-K04
24410-21010	BE-503	70HM6K254A	BE-999	0K9BV-12-780	BE-K07
24410-22000	BE-H01	8-94100-223-0	BE-900	0K9BV-12790	BE-K00
24410-22020	BE-H01	8-94123-972-0	BE-904	23357-38001	BE-H22
24410-23011	BE-H03	8-94215-197-0	BE-902	23357-42030	BE-500
24410-23050	BE-H29	8-94215-197-1	BE-902	24317-42000	BE-501
24410-23400	BE-H03	8-94220-900-1	BE-905	24317-42020	BE-501
24410-23500	BE-H03	8-94220-900-2	BE-905	24317-4X001	BE-K21
24410-26000	BE-H01	8-94220-901-1	BE-904	24322-4X000	BE-K16
24410-27000	BE-H23	8-94382-214-0	BE-907	24410-2X000	BE-300
24410-27250	BE-H23	8-94382-214-1	BE-907	24410-2X701	BE-301
24410-32020	BE-508	8-94382-215-0	BE-908	24450-38010	BE-H05
24410-35010	BE-509	8-94382-215-1	BE-908	24450-3Y100	BE-K07
24410-35020	BE-509	8-94433-820-0	BE-908	24450-3Y200	BE-K00
24410-35060	BE-509	8-94433-821-0	BE-907	24810-2X700	BE-306
24410-37100	BE-H25	8-94472-349-0	BE-903	25281-35060	BE-523
24410-38001	BE-H26	8-94472-349-1	BE-903	K151-12-700	BE-300
24450-33010	BE-507	8-97136-256-0	BE-915	K955-12-730	BE-K03
24450-35530	BE-H14	8-97137-148-0	BE-914	K973-12-700	BE-308
24450-37100	BE-H06	94106001	BE-916	KK150-12-700B	BE-300
24810-23011	BE-H04	GM 636418	BE-910	OK551-12-740	BE-K17
24810-23500	BE-H04	GM 636422	BE-909	OK88R-15-983	BE-301
24810-26020	BE-H02	GM 636731	BE-913	OK938-12-700	BE-301
24810-27000	BE-H24	GM 636735	BE-911	OK954-12-730	BE-305
24810-27250	BE-H24	<b>KIA JAPANPARTS</b>		OK972-12-700	BE-308
24810-33021	BE-513	OK016-12-700	BE-310	OK972-12-700A	BE-308
24810-33024	BE-513	OK054-12700A	BE-K05	OK972-12-730	BE-305
24810-35530	BE-H15	OK247-12-700	BE-K06	<b>LADA JAPANPARTS</b>	
24810-37100	BE-H07	OK551-12-700B	BE-K09	21215-1006120	BE-003
24810-37120	BE-H07	OK551-12-730	BE-K14	21215-1006138	BE-002
24810-37120	BE-H07	OK551-12-740	BE-K17	<b>LAND ROVER JAPANPARTS</b>	
24810-39810	BE-H15	OK551-12730A	BE-K21	LR000660	BE-537
24840-37100	BE-H31	OK552-15-P13	BE-K29	LR009395	BE-536
24840-37120	BE-H27	OK88R-12-700	BE-K16	<b>LEXUS JAPANPARTS</b>	
24840-38011	BE-H30	OK88R-12-730	BE-K14	13503-70080	BE-218
24840-3E500	BE-H28	OK88R-12-740	BE-K17	13505-46020	BE-256
25281-35020	BE-523	OK88R-12-750	BE-K18	13505-46070	BE-256

**CUSCINETTO DISTRIBUZIONE - TENSIONER, TIMING BELT**

LEXUS		JAPANPARTS					
13540-70020		<b>BE-248</b>		JE26-12-750	<b>BE-322</b>	Y70112730	<b>BE-916</b>
13540-70021		<b>BE-248</b>		JE48-12-730	<b>BE-326</b>	YF09-12-700	<b>BE-347</b>
				JE48-12-740	<b>BE-325</b>	YF09-12-730	<b>BE-346</b>
MAZDA		JAPANPARTS		JF01-12-750D	<b>BE-309</b>	Z501-12-730	<b>BE-352</b>
0JE-12-730A		<b>BE-324</b>		JF01-12-750E	<b>BE-309</b>	MITSUBISHI	
0JE-12-740A		<b>BE-323</b>		JF01-12-750F	<b>BE-309</b>	1145A020	<b>BE-534</b>
14510-634-000		<b>BE-402</b>		K938-12-700	<b>BE-301</b>	1145A031	<b>BE-533</b>
14510-634-003		<b>BE-402</b>		K973-12-730	<b>BE-305</b>	13505-87702	<b>BE-601</b>
1E05-12-730		<b>BE-330</b>		K978-12-730	<b>BE-306</b>	22357-33120	<b>BE-514</b>
1E07-12-700		<b>BE-339</b>		KL01-12-730	<b>BE-315</b>	23357-32000	<b>BE-506</b>
1E07-12-720		<b>BE-340</b>		KL01-12-730A	<b>BE-315</b>	23357-32010	<b>BE-506</b>
1E1012700C		<b>BE-333</b>		KL01-12-740	<b>BE-316</b>	23357-32020	<b>BE-506</b>
B630-12-700C		<b>BE-300</b>		KL0112770B	<b>BE-345</b>	23357-32030	<b>BE-506</b>
B630-12-700D		<b>BE-300</b>		KL02-12-750	<b>BE-314</b>	23357-32040	<b>BE-506</b>
B630-12-700E		<b>BE-300</b>		KL02-12-750A	<b>BE-314</b>	23357-32050	<b>BE-506</b>
B660-12-700B		<b>BE-301</b>		KLY2-12-SJ0	<b>BE-314</b>	23357-33130	<b>BE-514</b>
B660-12-700C		<b>BE-301</b>		OJE-12-730A	<b>BE-324</b>	24410-21014	<b>BE-503</b>
B660-12-700D		<b>BE-301</b>		OJE-12-740A	<b>BE-323</b>	24410-32000	<b>BE-508</b>
B660-12-700F		<b>BE-301</b>		PN11-12-700	<b>BE-350</b>	24410-32010	<b>BE-508</b>
B660-12-730		<b>BE-306</b>		R201-12-700A	<b>BE-310</b>	24410-32553	<b>BE-507</b>
B660-12-730C		<b>BE-306</b>		RF03-12-700A	<b>BE-317</b>	24410-32560	<b>BE-508</b>
E5EE-6K254-AA		<b>BE-302</b>		RF03-12-720	<b>BE-318</b>	24410-35010	<b>BE-509</b>
F801-12-700B		<b>BE-303</b>		RF1G-12-700A	<b>BE-344</b>	24410-35020	<b>BE-509</b>
F801-12-700C		<b>BE-303</b>		RF1G-12-730	<b>BE-338</b>	24410-35060	<b>BE-509</b>
F802-12-700		<b>BE-303</b>		RF2A-12-700	<b>BE-327</b>	24450-33010	<b>BE-507</b>
F805-12-700A		<b>BE-307</b>		RF2A-12-730	<b>BE-328</b>	24810-33020	<b>BE-513</b>
F805-12-700C		<b>BE-303</b>		RF2A-12-770A	<b>BE-348</b>	25281-35020	<b>BE-523</b>
F806-12-700		<b>BE-307</b>		RF2A-12-770B	<b>BE-348</b>	HY 24410-21010	<b>BE-503</b>
F806-12-700A		<b>BE-307</b>		RF5C-12-700	<b>BE-337</b>	M343741	<b>BE-527</b>
FE1H-12-700A		<b>BE-308</b>		RF5C-12-730	<b>BE-336</b>	M855992	<b>BE-528</b>
FE1H-12-730A		<b>BE-305</b>		RF71-12-700C	<b>BE-319</b>	M855993	<b>BE-527</b>
FE3N-12-730		<b>BE-305</b>		RF71-12-730A	<b>BE-320</b>	MD 175 375	<b>BE-512</b>
FP01-12-700		<b>BE-313</b>		RFC6-12-700	<b>BE-319</b>	MD 185544	<b>BE-H22</b>
FP01-12-700A		<b>BE-313</b>		WE01-12700	<b>BE-342</b>	MD 192068	<b>BE-H22</b>
FS01-12-700A		<b>BE-313</b>		WE01-12730	<b>BE-343</b>	MD 352473	<b>BE-H22</b>
FS01-12-730A		<b>BE-312</b>		WL01-12-700	<b>BE-329</b>	MD008965	<b>BE-502</b>
JE15-12-730		<b>BE-321</b>		WL81-12-700	<b>BE-351</b>	MD009650	<b>BE-510</b>
JE15-12-730A		<b>BE-321</b>		Y401-12-730	<b>BE-334</b>	MD011536	<b>BE-508</b>
JE15-12-730E		<b>BE-309</b>		Y401-12-770A	<b>BE-335</b>	MD012587	<b>BE-517</b>
JE15-12-750		<b>BE-309</b>		Y401-12-770C	<b>BE-335</b>	MD030605	<b>BE-503</b>
JE26-12-730A		<b>BE-324</b>		Y650-12-730	<b>BE-334</b>	MD040754	<b>BE-506</b>
JE26-12-740A		<b>BE-323</b>		Y70112700A	<b>BE-349</b>	MD040774	<b>BE-508</b>

## CUSCINETTO DISTRIBUZIONE - TENSIONER, TIMING BELT

MITSUBISHI		JAPANPARTS					
MD050125	BE-500	13070-16A00	BE-103	13077-V7200	BE-101		
MD050135	BE-501	13070-16A01	BE-103	<b>OPEL</b>		<b>JAPANPARTS</b>	
MD064641	BE-516	13070-16A02	BE-103	5636745	BE-810		
MD104578	BE-509	13070-16A03	BE-103	93186866	BE-810		
MD109958	BE-505	13070-16A10	BE-111	GM636418	BE-910		
MD114691	BE-524	13070-16A11	BE-111	GM636422	BE-909		
MD115976	BE-514	13070-24B00	BE-115	GM636731	BE-913		
MD128765	BE-506	13070-2J600	BE-106	GM636735	BE-911		
MD129033	BE-508	13070-42L00	BE-104	<b>PIAGGIO</b>		<b>JAPANPARTS</b>	
MD129355	BE-507	13070-57J00	BE-106	493105	BE-612		
MD140071	BE-H14	13070-57J01	BE-106	<b>RENAULT</b>		<b>JAPANPARTS</b>	
MD146186	BE-511	13070-57J10	BE-106	82 00 071 267	BE-123		
MD156604	BE-513	13070-5L300	BE-104	82001-02941	BE-122		
MD169592	BE-515	13070-5L302	BE-104	<b>SUBARU</b>		<b>JAPANPARTS</b>	
MD174352	BE-521	13070-6F900	BE-120	13033-AA040	BE-710		
MD182537	BE-519	13070-6F901	BE-120	13033-AA042	BE-711		
MD192731	BE-513	13070-73L00	BE-104	13069-AA034	BE-700		
MD308882	BE-523	13070-AW300	BE-123	13069-AA036	BE-700		
MD315265	BE-512	13070-BN700	BE-122	13070-AA000	BE-704		
MD320174	BE-526	13070-D0100	BE-105	13070-AA001	BE-704		
MD329976	BE-529	13070-D4200	BE-107	13070-AA002	BE-704		
MD356509	BE-529	13070-V5001	BE-104	13070-KA020	BE-706		
MD377198	BE-538	13070-V7201	BE-100	13070KA071	BE-712		
MN137247	BE-525	13070-V7203	BE-100	13070KA073	BE-712		
MN176844	BE-532	13074-05E00	BE-113	13070KA120	BE-712		
MN980101	BE-530	13074-16A00	BE-114	13071-AA001	BE-703		
MN980104	BE-531	13074-16A01	BE-114	13071-AA002	BE-703		
MN980107	BE-535	13077-00QAA	BE-125	13073-AA000	BE-705		
MN982126	BE-536	13077-00QAD	BE-128	13073-AA001	BE-705		
MN982127	BE-537	13077-00QAG	BE-129	13073-AA002	BE-705		
<b>NISSAN</b>		13077-00QAL	BE-129	13073-AA081	BE-701		
13070-00QAA	BE-126	13077-35F00	BE-108	13073-AA082	BE-701		
13070-00QAB	BE-127	13077-45V00	BE-109	13073-AA140	BE-701		
13070-00QAD	BE-124	13077-54A00	BE-116	13073-AA142	BE-701		
13070-00QAE	BE-124	13077-54A01	BE-116	13073-AA180	BE-701		
13070-00QAF	BE-124	13077-6F900	BE-121	13073-AA190	BE-707		
13070-01B00	BE-115	13077-6F901	BE-121	13073-AA200	BE-709		
13070-01B01	BE-115	13077-D4200	BE-108	13073-AA230	BE-708		
13070-01M00	BE-102	13077-F6200	BE-109	13085-AA010	BE-702		
13070-05E00	BE-112	13077-F6510	BE-110	13085-AA080	BE-702		
13070-05E10	BE-112	13077-F6511	BE-110	<b>SUZUKI</b>		<b>JAPANPARTS</b>	
		13077-F6512	BE-109	12631-79J50-000	BE-807		

**CUSCINETTO DISTRIBUZIONE - TENSIONER, TIMING BELT**

SUZUKI		JAPANPARTS		TOYOTA		JAPANPARTS	
12781-79J50-000	BE-811	2790-0511-01-08	BE-022	13505-10010	BE-214	13505-10010	BE-214
12810-53A00	BE-802	2791-0511-01-01	BE-023	13505-11010	BE-207	13505-11010	BE-207
12810-53A00	BE-803	279705110101	BE-014	13505-11011	BE-207	13505-11011	BE-207
12810-53B00	BE-806	570405119904	BE-019	13505-11020	BE-207	13505-11020	BE-207
12810-53B01	BE-806			13505-11040	BE-215	13505-11040	BE-215
12810-67G01	BE-816	13503-10010	BE-229	13505-11050	BE-215	13505-11050	BE-215
12810-70C00	BE-899	13503-10011	BE-230	13505-15020	BE-208	13505-15020	BE-208
12810-71C00	BE-801	13503-10021	BE-230	13505-15031	BE-208	13505-15031	BE-208
12810-71C01	BE-801	13503-1002100	BE-230	13505-15040	BE-208	13505-15040	BE-208
12810-71C02	BE-801	13503-11010	BE-204	13505-15041	BE-208	13505-15041	BE-208
12810-73001	BE-802	13503-11030	BE-216	13505-15050	BE-226	13505-15050	BE-226
12810-73002	BE-803	13503-11040	BE-216	13505-15060	BE-226	13505-15060	BE-226
12810-73003	BE-803	13503-27010	BE-246	13505-16010	BE-209	13505-16010	BE-209
12810-73J00-000	BE-818	13503-50011	BE-250	13505-16011	BE-209	13505-16011	BE-209
12810-78E01	BE-812	13503-54010	BE-205	13505-16020	BE-209	13505-16020	BE-209
12810-79J50-000	BE-810	13503-54020	BE-201	13505-16021	BE-209	13505-16021	BE-209
12810-79J51-000	BE-810	13503-54030	BE-203	13505-17010	BE-243	13505-17010	BE-243
12810-79J52-000	BE-810	13503-54040	BE-203	13505-17020	BE-244	13505-17020	BE-244
12810-81400	BE-808	13503-62010	BE-223	13505-20010	BE-221	13505-20010	BE-221
12810-82001	BE-800	13503-62011	BE-223	13505-20020	BE-221	13505-20020	BE-221
12810-82002	BE-800	13503-62030	BE-223	13505-20020	BE-212	13505-20020	BE-212
12810-82003	BE-800	13503-62040	BE-252	13505-20030	BE-232	13505-20030	BE-232
12810-84000	BE-802	13503-63010	BE-206	13505-27010	BE-245	13505-27010	BE-245
12810-84000	BE-803	13503-63011	BE-206	13505-27010-F	BE-245	13505-27010-F	BE-245
12810-84001	BE-803	13503-63020	BE-220	13505-42010	BE-211	13505-42010	BE-211
12810-86500	BE-805	13503-63020	BE-206	13505-42020	BE-211	13505-42020	BE-211
12810-86501	BE-805	13503-63021	BE-206	13505-43010	BE-211	13505-43010	BE-211
12810-86CA0	BE-005	13503-63021	BE-220	13505-43020	BE-211	13505-43020	BE-211
12823-67G10-000	BE-819	13503-64010	BE-225	13505-46041	BE-233	13505-46041	BE-233
1283086CA0	BE-004	13503-64020	BE-225	13505-50030	BE-249	13505-50030	BE-249
9400830289	BE-817	13503-70020	BE-219	13505-54010	BE-200	13505-54010	BE-200
<b>TATA (TELCO)</b>		13503-70040	BE-206	13505-54020	BE-202	13505-54020	BE-202
0915 8004	BE-W05	13503-70060	BE-218	13505-54021	BE-202	13505-54021	BE-202
0K954-12-730	BE-305	13503-70061	BE-218	13505-55020	BE-239	13505-55020	BE-239
0K972-12-700	BE-308	13503-88360	BE-206	13505-62010	BE-212	13505-62010	BE-212
0K972-12-700A	BE-308	13503-88361	BE-206	13505-62020	BE-221	13505-62020	BE-221
2105-1006118	BE-000	13503-88380	BE-206	13505-62031	BE-212	13505-62031	BE-212
2105-1006124	BE-000	13505-01010	BE-208	13505-62050	BE-212	13505-62050	BE-212
254705110115	BE-003	13505-01011	BE-208	13505-62060	BE-212	13505-62060	BE-212
254705110120	BE-003	13505-02020	BE-209	13505-62070	BE-221	13505-62070	BE-221
254705110126	BE-006	13505-02030	BE-226	13505-63010	BE-220	13505-63010	BE-220
		13505-0L010	BE-236	13505-63020	BE-220	13505-63020	BE-220

## CUSCINETTO DISTRIBUZIONE - TENSIONER, TIMING BELT

TOYOTA	JAPANPARTS
13505-63021	BE-220
13505-64011	BE-224
13505-64012	BE-246
13505-64020	BE-246
13505-64020	BE-224
13505-64021	BE-224
13505-65020	BE-240
13505-65040	BE-242
13505-67040	BE-236
13505-67041	BE-236
13505-70010	BE-237
13505-70012	BE-217
13505-70020	BE-217
13505-70021	BE-217
13505-70030	BE-237
13505-70040	BE-237
13505-74010	BE-222
13505-74011	BE-222
13505-74011	BE-213
13505-74020	BE-222
13505-74021	BE-222
13505-74030	BE-228
13505-88300	BE-217
13505-88301	BE-217
13505-88360	BE-228
13505-88361	BE-228
13505-88382	BE-227
13505-88382/3	BE-227
13505-88383	BE-227
13505-88480	BE-235
13540-0L010	BE-253
13540-27011	BE-241
13540-50030	BE-251
13540-67020	BE-253
SU001-00088	BE-255
SU001-00784	BE-254

**GALOPPINO CINGHIA POLY-V - DEFLECTION/GUIDE PULLEY,V-RIBBED BELT**

<b>BMW</b>		<b>JAPANPARTS</b>		38942-PM3-000	<b>RP-404</b>	MD308882	<b>RP-503</b>
11 28 1 726 343		<b>RP-L02</b>		38942-PWA-004	<b>RP-406</b>	MD318872	<b>RP-517</b>
11 28 1 748 131		<b>RP-L02</b>		38950-P2K-305	<b>RP-402</b>	MD362028	<b>RP-517</b>
<b>CHEVROLET</b>		<b>JAPANPARTS</b>		56980-RSR-E01	<b>RP-405</b>	MD374877	<b>RP-513</b>
96440417		<b>RP-W05</b>		<b>HYUNDAI</b>		MW30621270	<b>RP-504</b>
<b>CHRYSLER</b>		<b>JAPANPARTS</b>		0K88R-15983	<b>RP-K04</b>	<b>NISSAN</b>	
04668588AA		<b>RP-917</b>		25286-37100	<b>RP-H00</b>	11923-BN700	<b>RP-119</b>
04723298		<b>RP-919</b>		25286-37110	<b>RP-H00</b>	11925-00QAE	<b>RP-105</b>
04792112		<b>RP-914</b>		25286-3E001	<b>RP-H07</b>	11925-00QAF	<b>RP-120</b>
04861633AA		<b>RP-924</b>		25287-27000	<b>RP-H01</b>	11925-00QAP	<b>RP-105</b>
04863737		<b>RP-911</b>		25287-27001	<b>RP-H01</b>	11925-2M300	<b>RP-102</b>
05066938AA		<b>RP-918</b>		25288-27000	<b>RP-H05</b>	11925-41B10	<b>RP-116</b>
05080246AA		<b>RP-925</b>		57212-3A000	<b>RP-H04</b>	11925-43G02	<b>RP-103</b>
05080319AA		<b>RP-923</b>		97834-22100	<b>RP-H08</b>	11925-4W000	<b>RP-101</b>
05080422AA		<b>RP-901</b>		97834-29010	<b>RP-H08</b>	11925-77A10	<b>RP-109</b>
05175589AB		<b>RP-910</b>		97834-2D520	<b>RP-H08</b>	11925-77A12	<b>RP-114</b>
68020888AA		<b>RP-925</b>		<b>KIA</b>		11925-77A13	<b>RP-114</b>
<b>CITROEN</b>		<b>JAPANPARTS</b>		0K552-15-983C	<b>RP-K04</b>	11925-AG300	<b>RP-101</b>
5751.F7		<b>RP-521</b>		0K88R-15-983	<b>RP-K04</b>	11925-AG30A	<b>RP-101</b>
5751.G1		<b>RP-521</b>		25286-2B000	<b>RP-K01</b>	11925-AW300	<b>RP-105</b>
<b>DAEWOO</b>		<b>JAPANPARTS</b>		25286-4A000	<b>RP-K03</b>	11925-AX011	<b>RP-104</b>
96084381		<b>RP-W00</b>		25286-4X000	<b>RP-K04</b>	11925-VC801	<b>RP-100</b>
96344236		<b>RP-W01</b>		25287-27001	<b>RP-H01</b>	11927-00QAA	<b>RP-120</b>
<b>DAIHATSU</b>		<b>JAPANPARTS</b>		<b>LAND ROVER</b>		11927-00QAB	<b>RP-119</b>
13505-87703		<b>RP-603</b>		7H12-10A216-CA	<b>RP-L05</b>	11927-AX010	<b>RP-104</b>
16603-23021		<b>RP-607</b>		LGQ000040	<b>RP-L01</b>	11944-00QAC	<b>RP-119</b>
16603-97401		<b>RP-600</b>		LR004877	<b>RP-L06</b>	23150-7F001	<b>RP-121</b>
16630-B2010		<b>RP-606</b>		<b>MAZDA</b>		<b>OPEL</b>	
<b>DR</b>		<b>JAPANPARTS</b>		B366-15-940	<b>RP-319</b>	51758383	<b>RP-W04</b>
701070006		<b>RP-006</b>		F201-15-940A	<b>RP-320</b>	<b>RENAULT</b>	
<b>FIAT</b>		<b>JAPANPARTS</b>		K805-15-94YA	<b>RP-300</b>	77 00 313 302	<b>RP-118</b>
55190811		<b>RP-809</b>		L327-15-940B	<b>RP-318</b>	<b>SSANGYONG</b>	
55190812		<b>RP-808</b>		L32715940A	<b>RP-301</b>	6012001270	<b>RP-S02</b>
<b>FORD</b>		<b>JAPANPARTS</b>		LFH115940	<b>RP-301</b>	<b>SUZUKI</b>	
928F19A216AA		<b>RP-311</b>		Y401-15-930	<b>RP-303</b>	17530-77E00	<b>RP-807</b>
95NF19A216AD		<b>RP-311</b>		Y602-15-940	<b>RP-316</b>	49160-65D40	<b>RP-800</b>
YS4E19A218AA		<b>RP-311</b>		ZJ01-15-940	<b>RP-322</b>	49160-67J00-000	<b>RP-812</b>
<b>HONDA</b>		<b>JAPANPARTS</b>		<b>MERCEDES-BENZ</b>		49160-70AA0	<b>RP-802</b>
31190-RNA-003		<b>RP-403</b>		1192001470	<b>RP-S03</b>	<b>TOYOTA</b>	
38940-PLZ-D00		<b>RP-401</b>		6012000970	<b>RP-S00</b>	13570-YV010	<b>RP-316</b>
38942-P01-003		<b>RP-402</b>		<b>MITSUBISHI</b>		16603-27010	<b>RP-203</b>
38942-PHM-004		<b>RP-406</b>		MB918552	<b>RP-518</b>	16603-27011	<b>RP-203</b>



## GALOPPINO CINGHIA POLY-V - DEFLECTION/GUIDE PULLEY,V-RIBBED BELT

TOYOTA	JAPANPARTS
16604-23020	RP-202
16604-31010	RP-218
16604-31020	RP-218
16604-50010	RP-204
16604-50030	RP-204
88440-12170	RP-214
88440-12190	RP-216
88440-17010	RP-215
88440-20160	RP-215
88440-20170	RP-215
88440-52010	RP-217
88440-52020	RP-213
8844026070	RP-212

**KIT CINGHIE DISTRIBUZIONE - TIMING BELT KIT**

<b>JEEP</b>	<b>JAPANPARTS</b>
68031478AA	<b>KDD-905</b>
<b>MITSUBISHI</b>	<b>JAPANPARTS</b>
MN982128	<b>KDD-515</b>
MN982388	<b>KDD-515</b>
<b>NISSAN</b>	<b>JAPANPARTS</b>
16806-00QAT	<b>KDD-125</b>
16806-00QBB	<b>KDD-114</b>

## PULEGGIA ALTERNATORE - FREEWHEEL CLUTCH,ALTERNATOR

<b>CHEVROLET</b>	<b>JAPANPARTS</b>	MN960267	RA-M00
93743440	RA-W00	S30638577	RA-500
<b>CHRYSLER</b>	<b>JAPANPARTS</b>	<b>NISSAN</b>	<b>JAPANPARTS</b>
021040-1450	RA-905	23150-2W200	RA-102
05019860AA	RA-902	23151-00Q0A	RA-502
53013554AD	RA-905	23151-00Q0B	RA-500
53013554AE	RA-905	23151-6N200	RA-100
K04861513AC	RA-906	23151-6N20A	RA-100
K04861513AD	RA-906	23151-6N20B	RA-100
TN021040-1180	RA-904	A660C300EX	RA-101
<b>FIAT</b>	<b>JAPANPARTS</b>	<b>OPEL</b>	<b>JAPANPARTS</b>
77363954	RA-801	10 511 026	RA-400
<b>HONDA</b>	<b>JAPANPARTS</b>	12 04 366	RA-400
31141-RL0-G01	RA-401	4805492	RA-W00
<b>HYUNDAI</b>	<b>JAPANPARTS</b>	<b>RENAULT</b>	<b>JAPANPARTS</b>
37322-27010	RA-H01	77 01 055 871	RA-501
37322-27012	RA-H01	77 01 207 807	RA-501
37322-27500	RA-H00	<b>SMART</b>	<b>JAPANPARTS</b>
37322-27501	RA-H00	640 150 0360	RA-M00
<b>JEEP</b>	<b>JAPANPARTS</b>	640 150 0560	RA-M00
53013554AD	RA-900	<b>SUZUKI</b>	<b>JAPANPARTS</b>
53013554AE	RA-900	31771-68D00	RA-802
<b>KIA</b>	<b>JAPANPARTS</b>	31771-68D01	RA-802
0K588 18 W11	RA-K01	31771-85E00-000	RA-800
D373224A000	RA-K00	<b>TOYOTA</b>	<b>JAPANPARTS</b>
D373224A001	RA-K00	27415-0T020	RA-203
OK55218300B	RA-K01	27415-27011	RA-204
OK58818W11	RA-K01	27415-30010	RA-205
<b>MAZDA</b>	<b>JAPANPARTS</b>	274150T010	RA-202
GY02-11-W11A	RA-301	274150T011	RA-202
GY02-18-330A	RA-301		
GY02-18-330B	RA-301		
GY02-18-W37Z	RA-301		
GY0218330	RA-302		
K80118W11	RA-302		
LF1818330	RA-300		
LW1818W11	RA-300		
RF5C-18-330	RA-303		
RF5C-18-330A	RA-303		
RF5C-18-W11	RA-303		
<b>MITSUBISHI</b>	<b>JAPANPARTS</b>		
A 628 X 91171	RA-300		

**RULLO TENDITORE, CINGHIA POLY-V - TENSIONER PULLEY,V-RIBBED BELT**

<b>BMW</b>	<b>JAPANPARTS</b>
11287-7908-78	TP-200
<b>CITROEN</b>	<b>JAPANPARTS</b>
5751.26	TP-101
96 156 400	TP-101
<b>HYUNDAI</b>	<b>JAPANPARTS</b>
ZJ820005	TP-H00
<b>MAZDA</b>	<b>JAPANPARTS</b>
1E07-15-930B	TP-300
1E12-15-930A	TP-301
<b>NISSAN</b>	<b>JAPANPARTS</b>
1175000QAJ	TP-105
1175000QAP	TP-105
11944-4F100	TP-104
11944-6F901	TP-100
11955BN702	TP-105
<b>PEUGEOT</b>	<b>JAPANPARTS</b>
575115	TP-802
<b>SMART</b>	<b>JAPANPARTS</b>
0015956 V001 0000 00	TP-M00
160 200 03 70	TP-M00
A639 200 08 70	TP-500
<b>SUZUKI</b>	<b>JAPANPARTS</b>
17140-77E06	TP-803
17140-77E07	TP-803
49170-65D40	TP-800
<b>TATA (TELCO)</b>	<b>JAPANPARTS</b>
254723120162	TP-002
<b>TOYOTA</b>	<b>JAPANPARTS</b>
16620-0W093	TP-201
16620-22010	TP-201
16620-22011	TP-201
16620-22012	TP-201
16620-22013	TP-201

**SMORZATORE VIBRAZIONI, CINGHIA POLY-V - VIBRATION DAMPER, V-RIBBED BELT**

BMW	JAPANPARTS
11 28 2 243 510	TL-L02
11 28 2 244 424	TL-L02
11 28 2 246 769	TL-L02
11 28 2 248 168	TL-L02
11 28 7 786 880	TL-L01
64 55 7 786 711	TL-L00
7 786 880	TL-L01
CHRYSLER	JAPANPARTS
04720714	TL-900
35612004	TL-902
45612030F	TL-900
JEEP	JAPANPARTS
35612002F	TL-901
MERCEDES-BENZ	JAPANPARTS
102 200 0814	TL-S01
102 200 1214	TL-S01
102 200 1414	TL-S01
1032000114	TL-S03
1122000014	TL-S04
6012000314	TL-S02
6012000514	TL-S02
6032000114	TL-S02
6032000314	TL-S02
6042000114	TL-S02

**TENDITORE, CINGHIA POLY-V - TENSIONER LEVER, V-RIBBED BELT**

CHEVROLET	JAPANPARTS				
96440419	TS-W03	31170-RWK-005	TS-403	LF17-15-980B	TS-304
		31170-RWK-015	TS-403	LF17-15-980C	TS-304
<b>CHRYSLER</b>	<b>JAPANPARTS</b>	31170-RWK-025	TS-403	LF17-15-980D	TS-304
04593822AB	TS-914	31170-RZP-G01	TS-403	LF50-15-980	TS-310
04668509AB	TS-903	56900-P5T-G00	TS-400	LF50-15-980A	TS-310
04668509AC	TS-903	56900-P5T-G01	TS-400	LF50-15-980B	TS-310
04668519AD	TS-900	56900-P5T-G02	TS-400	LFG1-15-980B	TS-308
047 924 95AB	TS-913			LFG1-15-980C	TS-308
047 924 95AC	TS-913	<b>HYUNDAI</b>	<b>JAPANPARTS</b>	R2AA-15-980D	TS-312
04861630AB	TS-901	25281-27000	TS-H04	RF7J15980	TS-311
04897159AB	TS-907	25281-27001	TS-H04	Y401-15-980B	TS-300
04897259AC	TS-907	25281-2A000	TS-H00	Y401-15-980C	TS-300
05014344B	TS-907	25281-37101	TS-H02	Y60115980	TS-203
05080243AA	TS-906	25281-37120	TS-H02	Y60215980	TS-203
05080312AC	TS-911	25281-3E000	TS-H03	ZJ01-15-980B	TS-306
5072440AB	TS-910	25281-4A000	TS-K01	ZJ3815980B	TS-309
K5175588AA	TS-908				
<b>DAEWOO</b>	<b>JAPANPARTS</b>	<b>ISUZU</b>	<b>JAPANPARTS</b>	<b>MERCEDES-BENZ</b>	<b>JAPANPARTS</b>
1340533	TS-W01	8973124620	TS-909	112 200 0070	TS-905
90411025	TS-W01			611 200 0270	TS-904
96183115	TS-W00	<b>JEEP</b>	<b>JAPANPARTS</b>	611 200 0370	TS-904
96184932	TS-W02	05066936AA	TS-902	611 200 0470	TS-904
96298799	TS-W02			611 200 0570	TS-904
96349976	TS-W00	<b>KIA</b>	<b>JAPANPARTS</b>	646 200 0270	TS-904
96435138	TS-W02	0K551-15-981	TS-K00	646 200 0370	TS-904
96459042	TS-W02	0K551-15-981A	TS-K00		
		0K551-15-981B	TS-K00	<b>MITSUBISHI</b>	<b>JAPANPARTS</b>
		0K88R-15-981	TS-K02	1345A001	TS-503
		0K88R-15981	TS-K02	1345A013	TS-505
		0K9BV-10-770	TS-K03	MD852898	TS-500
		25281-27400	TS-H01	MN149179	TS-504
		25281-4A000	TS-K01	MW30621284	TS-502
		25281-4X000	TS-K02	MW30638574	TS-502
		25281-4X100	TS-K02	MW30638633	TS-502
<b>DR</b>	<b>JAPANPARTS</b>	<b>LAND ROVER</b>	<b>JAPANPARTS</b>	<b>NISSAN</b>	<b>JAPANPARTS</b>
701070036	TS-001	PQG 10008	TS-L00	11750-00Q0B	TS-100
		PQG 100200	TS-400	11750-00Q0D	TS-100
<b>FIAT</b>	<b>JAPANPARTS</b>	PQG 100230	TS-400	11750-00QAD	TS-101
46819146	TS-802			11750-00QAR	TS-100
55190813	TS-803			11750-00QAU	TS-100
				11750-2W200	TS-501
<b>FORD</b>	<b>JAPANPARTS</b>			11750-2W201	TS-501
1004481	TS-305			11750-2W202	TS-501
96MF6A228BD	TS-305			11750-2W203	TS-501
<b>HONDA</b>	<b>JAPANPARTS</b>	<b>MAZDA</b>	<b>JAPANPARTS</b>		
31170-P8F-A020	TS-405	1 044 515	TS-302		
31170-PCX-003	TS-404	1E05-15-980A	TS-301		
31170-PNA-003	TS-402	L372-15-980C	TS-307		
31170-PNA-013	TS-402	L37215980	TS-307		
31170-PNA-023	TS-402	L37215980A	TS-307		
31170-RB0-J01	TS-406	L37215980B	TS-307		
31170-RBD-E02	TS-401	LF17-15-980A	TS-304		



## TENDITORE, CINGHIA POLY-V - TENSIONER LEVER,V-RIBBED BELT

NISSAN	JAPANPARTS
11750-2W20C	TS-501
1175000QAE	TS-106
11955-00QAG	TS-105
11955-AW300	TS-101
11955-BN701	TS-105
11955-BN703	TS-105
1195500QAA	TS-102
1195500QAD	TS-102
1195500QAE	TS-102
11955JD20A	TS-104
OPEL	JAPANPARTS
4805513	TS-W03
5636736	TS-912
97125860	TS-912
SUZUKI	JAPANPARTS
17540-67JA0	TS-801
17540-67JA0-000	TS-801
17540-67JA2	TS-801
17540-77E10	TS-800
17540-79J50-000	TS-803
17540-85E00	TS-804
49160-73J00	TS-300
TOYOTA	JAPANPARTS
16601YV010	TS-203
16620-0R010	TS-201
16620-0W110	TS-204
16620-27020	TS-202
16620-27021	TS-202
16620-31012	TS-205
16620-31040	TS-200

# Rechtliche Hinweise - Disclaimer - Avvertenze Legali Information juridique - Advertencias/Juridische Informatie



**DE** Wir haben uns um die weitestgehende Richtigkeit der in diesem Katalog enthaltenen Angaben bemüht. Wir haften indes nicht für eventuelle Unrichtigkeiten. Dieser Katalog enthält Produkte, die dem Erstausstattungsstandard entsprechen. Wir behalten uns jederzeit technische Änderungen vor. Die im Katalog angeführten Originalnummern und Herstellernamen dienen ausschließlich der Identifizierung des Bauteils und sind nicht auf Lieferscheinen und Rechnungen verwendbar. Die vollständige und auch teilweise Reproduktion unserer Referenzangaben und unseres Katalogs ist verboten.

**EN** We have made every effort to ensure that the data in this catalogue are as accurate as possible. However, we decline all responsibility for any inaccuracies.  
This catalogue contains products of "initial equipment" quality. We reserve the right to make technical changes at any time. The original numbers and manufacturers' names mentioned in this catalogue are provided solely to allow identification of the component and may not be used on delivery notes and invoices.  
Even partial reproduction of our references and catalogue is forbidden.

**I** Ci siamo adoperati affinché i dati contenuti in questo catalogo siano i più esatti possibili. Tuttavia decliniamo ogni responsabilità per eventuali inesattezze.  
Questo catalogo contiene prodotti di qualità "primo equipaggiamento". Ci riserviamo il diritto di apportare modifiche tecniche in qualsiasi momento. I numeri originali e i nomi dei fabbricanti citati in questo catalogo servono esclusivamente a scopo identificativo del componente e non possono essere utilizzati sulle bolle di accompagnamento e fatture.  
La riproduzione, anche parziale dei nostri riferimenti e del nostro catalogo è vietata.

**FR** Nous avons fait tout notre possible pour que les données de ce catalogue soient exactes. Toutefois, nous déclinons toute responsabilité pour d'éventuelles inexactitudes.  
Ce catalogue contient des produits de qualité "équipement standard". Nous nous réservons le droit d'apporter à tout moment des modifications techniques. Les numéros originaux et les noms des fabricants cités dans ce catalogue servent exclusivement à identifier le composant et ne peuvent pas être utilisés sur les bulletins d'accompagnement et les factures.  
La reproduction, même partielle, de nos références et de notre catalogue est rigoureusement interdite.

**ES** Hemos procurado que los datos que figuran en este catálogo sean lo más exactos posible. No obstante declinamos toda responsabilidad por eventuales imprecisiones.  
Este catálogo incluye productos de calidad de "equipos de serie". Nos reservamos el derecho de introducir modificaciones técnicas en cualquier momento.  
Los números originales y los nombres de los fabricantes citados en este catálogo se ofrecen exclusivamente a efectos de identificación del componente y no podrán ser empleados en las cartas de porte ni en las facturas.  
Queda prohibida la reproducción total o parcial de nuestros códigos de referencia y nuestro catálogo.

**NL** Wij hebben ons ingespannen om ervoor te zorgen dat de gegevens in deze catalogus zo exact mogelijk zouden zijn. Wij kunnen echter niet aansprakelijk worden gesteld voor eventuele onnauwkeurigheden.  
Deze catalogus bevat producten van "standaarduitrusting" kwaliteit. Wij behouden ons het recht voor om op ieder gewenst ogenblik technische wijzigingen aan te brengen. De in deze catalogus genoemde oorspronkelijke nummers en namen van de fabrikanten dienen uitsluitend ter identificatie van de component en kunnen niet worden gebruikt op de geleidebrieven en facturen. De, ook gedeeltelijke, reproductie van ons referentiemateriaal en de catalogus is verboden.

# Certificate of Registration



The Governing Board of  
Q.A. International Certification Limited  
hereby grants to:

**JAPANPARTS S.r.l.**

Registration No. : QAIC / IT / 90039 - A

*(hereinafter called the Registered Company) the right to be listed in the Directory of Registered Companies in respect of the services listed below. These services shall be offered by the Registered Company at or from only the address given below in accordance with the quality management system in compliance with ISO 9001:2008.*

Address to which this Certificate refers :

**Via Della Meccanica, 1/A 37139 VERONA - Italy**

Approved Scope to which this Certificate refers  
(Scopo della Certificazione cui il Certificato riferisce)

**Commercialisation of Automotive Parts and Accessories  
(Commercializzazione di Ricambi per Autoveicoli)**

(Further clarification regarding the Scope of this Certificate and the applicability of ISO 9001:2008 requirements may be obtained by consulting the organisation)

Signed for and on behalf of the Board

**CHAIRMAN**  
A. J. Duffield

**SCHEME MANAGER**  
A. Carter

**Certificate Issue Date : 9th February 2012 - Certificate Expiry Date : 24th January 2013**  
**Date of Initial Registration : 25th January 2000 - Re-assessment Date : 24th January 2015**  
This Certificate of Registration is granted subject to the Regulations approved by the Board.

**QA INTERNATIONAL**

Q.A. International Certification Ltd.  
Dudley Court  
Dudley Road  
Darlington  
Co. Durham  
DL1 4GG

Tel: +44 (0)1325 384272  
Fax: +44 (0)1325 480980  
www.qai.co.uk



The use of the accreditation logo indicates accreditation in respect of the activities covered by the accreditation certificate number 944.





