

# Japanparts®




WORLDWIDE QUALITY REPLACEMENT PARTS FOR JAPANESE AND KOREAN CARS

# CLUTCH KIT CATALOGUE



2013  
2014





**TecDoc**  
 CERTIFIED DATA SUPPLIER

Oltre che sui cataloghi cartacei dei prodotti aftermarket di Japanparts, è possibile trovare i prodotti Japanparts anche in TecDoc, leader europeo nella produzione di catalogazione elettronica.

Japanparts è "Fornitore di dati certificato" per TecDoc. Vale a dire che tutti i dati di Japanparts presenti in TecDoc godono di ottima qualità, sono stati controllati e verificati da TecDoc, e supportati dagli specialisti di Japanparts. I pezzi possono essere facilmente reperiti cliccando sul relativo veicolo e sul gruppo di prodotti. Quando vengono visualizzate le parti Japanparts corrette, l'utente può visionare anche informazioni aggiuntive (ad es. dimensioni, caratteristiche o immagini).

Beside the paper catalogues of the Japanparts Aftermarket products, Japanparts products can also be found in TecDoc, European leader of electronic cataloguing.

Japanparts is a "certified Data Supplier" to TecDoc. This means that all Japanparts data in TecDoc is of the highest quality, controlled and checked by TecDoc, and maintained by Japanparts' own specialists. Parts can easily be found just by clicking on the proper vehicle and product-group. When the correct Japanparts part(s) is/are displayed, also additional information can be viewed (i.e. dimensions, remarks or pictures).



# Japanparts®



WORLDWIDE QUALITY REPLACEMENT PARTS FOR JAPANESE AND KOREAN CARS





**Protected quality,  
with new clutch kit box**

**Qualità protetta con le nuove  
scatole kit frizione**







1

I kit arrivano in magazzino, il Controllo Qualità esegue una verifica preliminare sulla costruzione e sulle dimensioni di tutti e tre i componenti del kit.

*The kit arrive in warehouse, the Quality Check Team makes a preliminary test dimensions and conformity of all three components.*



2

Lo spingidisco viene fissato sul banco-prova frizioni e il tecnico controllo qualità verifica il carico della “molla a tazza”.

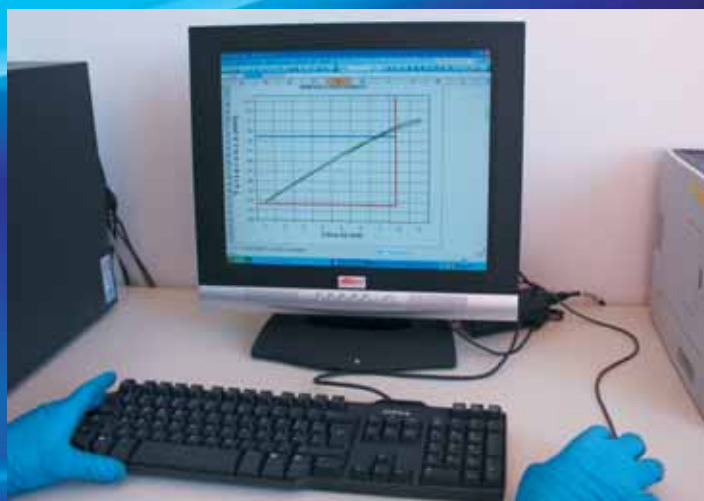
*The clutch cover is fixed on the bench-test for clutches and Quality Check Team verifies the force of clutch spring.*



3

Il Banco prova frizioni rileva i parametri di arretramento dell’anello spingidisco su tre punti, la differenza di tolleranza massima rilevabile è 3/10 mm.

*The Clutch bench-test records the moving back of clutch cover ring on the three points, the maximum tolerated difference is 3/10 of mm.*



4

Una volta rilevati i parametri di funzionamento vengono riportati su un grafico e viene stilata una relazione di valutazione generale dei kit frizione, in caso di esito positivo gli articoli vengono avviati alla vendita.

*After recording all functioning parameters, they are alla represented on graphic. We make a general valuation report of the clutch kit. In case of positive results, the articles are put in stock ready to be sold.*



Gentile Cliente,  
Japanparts seleziona i migliori produttori di componenti frizione per garantirvi prestazioni e durata simili ai componenti originali. Prodotti da:



Japanparts offre una gamma completa di kit frizione dalle prestazioni elevate. Spingidisco rinforzati e dischi frizione in materiali, speciali specifici per una clientela che utilizza il proprio veicolo 4X4 in fuoristrada nelle condizioni più impegnative. Nel catalogo questi kit saranno caratterizzati dalla lettera "X" posta alla fine del codice.

Japanparts lavora costantemente per migliorare la qualità dei propri kit frizione, ogni singolo arrivo merce viene controllato a campione grazie all'ausilio di un banco prova-frizioni appositamente progettato. I kit che non rispettano i parametri di qualità imposti vengono scartati e restituiti ai fornitori.

*Dear Customer,  
Japanparts select the best producers of clutch components to ensure performance and durability similar to the genuine components. Produced by:*

*Japanparts offers a complete range of high performance clutch kit. Reinforced pressure plates and clutch discs with special materials are aimed at those who use their vehicle off-road 4X4 under the toughest conditions. In the catalogue these kits will be marked by the letter "X" at the end of the code.*



*Japanparts is constantly working to improve the quality of their clutch kits, each incoming goods are checked on a sample with the aid of a specially designed test bench-clutches. The kits that do not meet the quality standards imposed are rejected and returned to the suppliers.*





# WORLDWIDE QUALITY







NOTICE: Were you see European flag means complete range for european cars.

NOTA: Bandiera Europea significa gamma completa per auto europea.



 <b>FILTRI - FILTERS FILTRES - FILTER FILTROS - FILTROS</b>	
	<b>FO</b> Filtri olio - Oil filters Filtres à huile - Ölfilter Filtros do óleo - Filtros de aceite
	<b>FA</b> Filtri aria - Air filters Filtres à air - Luftfilter Filtros de ar - Filtros de aire
	<b>FAA</b> Filtri abitacolo - Cabin filters Filtres d'habitacle - Oollenfilter Filtros de hanbitáculo - Filtros depuración
	<b>FC</b> Filtri carburante - Fuel filters Filtres à carburant - Kraftstofffilter Filtros de combustível - Filtros de carburante
	 <b>FO-ECO</b> Filtri olio eco - Eco oil filters Filtres à huile eco - Ölfilter eco Eco filtros do óleo - Eco filtros de aceite
	 <b>FC-ECO</b> Filtri carburante eco - Eco fuel filters Filtres à carburant eco - Kraftstofffilter eco Eco filtros de combustível - Eco filtros de carburante
	<b>KT</b> Kit filtri per tagliando - Service filter kit Kit filtres entretien - Filter service satz Kit de filtros da revisão - Kit filtros para revisión
	<b>FO-GAS</b> Filtro depurazione gpl - Gpl purification filter Filtre purification gpl - ReinigungsfILTER gpl Filtro gás para a filtragem do gpl Gas filtro depuración gpl
	<b>DH</b> Supporto filtro - Filter support Filtre d'appui - Filtre halterung Suporte do filtro - Soporte filtri

 <b>FRENANTE - BRAKES BREMS - FREINAGE TRAVÕES - FRENOS</b>	
	<b>PA</b> Pastiglie freno ant. - Brake pads front Plaquettes de frein avant - Bremsklötse vorne Pastilhas dos travões da frente - Pastillas de freno ant.
	<b>PP</b> Pastiglie freno post. - Brake pads rear Plaquettes de frein arrière - Bremsklötse hinten Pastilhas dos travões de trás - Pastillas de freno post.
	<b>DI</b> Dischi freno ant. - Brake discs front Disques de frein avant - Bremsscheiben vorne Discos dos travões da frente - Discos de freno ant.
	<b>DP</b> Dischi freno post. - Brake discs rear Disques de frein arrière - Bremsscheiben hinten Discos dos travões de trás - Discos de freno post.
	<b>GF</b> Ganasce freno - Brake shoes Machoires de frein - Bremsbacken Maxilas de travão - Zapatas de freno
	<b>TA</b> Tamburi freno - Brake drums Tambours de frein - Bremstrommel Tambores dos travões - Tambores de freno
	<b>CD</b> Cilindretti freno dx - Rear wheel cylinder right Cylindre de roue droit - Radbremszylinder, rechts Cilindro de travão de trás direito - Cilindros de freno dx
	<b>CS</b> Cilindretti freno sx - Rear wheel cylinder left Cylindre de roue gauche - Radbremszylinder, links Cilindro de travão de trás esquerdo - Cilindros de freno sx

	<b>PF</b> Pompe freno - Brake master cylinders Maître cylindres - Hauptbremszylinder Bombas dos travões - Bombas de freno
	<b>TF</b> Tubi freno - Brake hoses Fléxibles de frein - Bremsschläuche Tubos dos travões - Tubos de freno
	<b>KC</b> Kit riparazione pompa freno Repair kit, brake master cylinder Kit de réparation, maître cylindre de frein Reparatursatz, hauptbremszylinder Kit reparação da bomba dos travões Kit reparación bomba de freno
	<b>KD-PC</b> Kit riparazione pinza freno - Brake calipers repair kit Kit de reparation etriers de frein Reparatursatz bremsattel - Kit reparação pinça travão Kit reparación pinza de freno
	 <b>BC</b> Cavi freno - Brake Cable Câbles de frein - Bremskabel Cabo de aço - Cable de freno

 <b>FRIZIONI - CLUTCH KUPPLUNG - EMBRAYAGE EMBRAIAGEM - EMBRAGUE</b>	
	<b>KF</b> Kit frizione - Clutch kits Kit embrayages - Kupplungssätze Kit embraiagem - Kit embrague
	<b>3PCS</b> Kit frizione completo di volano - Clutch kit with flywheel Kit embrayage avec volant - Kupplungssatz mit schwungrad Kit de embraiagem com volante Kit embrague completo con volante de inercia
	<b>KV</b> <b>4PCS</b> Dischi frizione - Clutch discs Disques d'embrayage - Kupplungsscheiben Disco de embraiagem - Disco de embrague
	<b>DF</b> Spingidisco frizione - Clutch cover Mécanisme d'embrayage - Druckplatten kupplung Prato de pressão da embraiagem - Prensa de embrague
	<b>SF</b> Volani - Flywheels Volants - Schwungräder Volantes Bi-Massa - Volantes
	<b>VL</b> Cuscinetti frizione - Clutch bearings Butées d'embrayage - Kupplungs-ausrücklager Rolamento de embraiagem - Cojinetes de embrague
	 <b>CF</b> Bullone, porta corona dentata volano Bolt, flywheel ring gear
	<b>BV</b> Carrier vis boulon au support du pignon pour volant d'inertie Schraube, zahnkranzträgerschwungrad Perno, soporte corona - Dentada, volante
	<b>FR</b> Pompe frizione - Clutch master cylinders Cylindre émetteur - Kupplungs-hauptzylinder Bombas embraiagem - Bomba embrague
	<b>FR</b> Cilindretti frizione - Clutch slave cylinders Cylindre récepteur - Kupplungs-nehmerzylinder Bomba secundária da embraiagem Cilindros embrague
	<b>CY</b> Kit riparazione pompa frizione Repair kit, clutch master cylinder Kit d'assemblage, cylindre émetteur d'embrayage Reparatursatz, kupplungsgeberzylinder Kit de reparação da bomba de embraiagem principal Kit reparación bomba de embrague



# GAMMA PRODOTTI

# PRODUCT RANGE



KY

Kit riparazione cilindretto frizione  
Repair kit, clutch slave cylinder  
Kit d'assemblage, cylindre récepteur d'embrayage  
Reparaturatz, kupplungsnehmerzylinder  
Kit de reparação da bomba de embraiagem secundária  
Kit reparación cilindro embrague



## DISTRIBUZIONE - DISTRIBUTION VERTEILUNG - DISTRIBUTION DISTRIBUIÇÃO - DISTRIBUCIÓN

new

KDK

Kit distribuzione catena - Timing chain kit  
Kit chaines de distribution - Steuerkettensatz  
Kit da corrente de distribuição  
Kit distribución de cadena



KDD

Kit cinghia e tendicinghia - Timing belt kit  
Kit de distribution - Zahnriemensatz  
Kit de distribuição de correia - Kit correia y tensor de correa



new

SKD

Pompa acqua + kit cinghie - Water pump & timing belt kit  
Pompe à eau + kit de courroie de distribution  
Wasserpumpe + Zahnriemensatz  
Bomba de água + kit de correia dentada  
Bomba de agua + kit correia distribución



BE

Cuscinetti tendicinghia - Timing belt tensioners  
Galet tendeur - Spannrollen  
Tensores da correia de distribuição  
Cojinetes de tensor de correa



DD

Cinghie distribuzione - Timing belts  
Courroies de distribution - Zahnriemen  
Correia de distribuição - Correias de distribución



TT

Cinghia servizi - Fan belts  
Courroie - Keilriemen  
Correia de ventoinha - Correa de servicios



DT

Cinghia servizi bando - Fan belt bando  
Courroie bando - Keilriemen bando  
Correia de ventoinha bando - Correa de servicios bando



TV

Cinghie servizi scanalate - Fan belts - Courroies  
Keilrippenriemen - Correia de ventoinha - Correa de servicios



DV

Cinghia servizi scanalata bando - Fan belt bando  
Courroies bando - Keilrippenriemen bando  
Correia de ventoinha bando - Correa de servicios bando



CH

Catene distribuzione - Timing chains  
Chaines de distribution - Steuerketten  
Correntes de distribuição - Cadenas de distribución



TS

Tenditore cinghia Poly-V - Timing belt tensioner  
Tendeur, courroie trapézoïdale - Spannarm, Keilrippenriemen  
Tensor, correia trapezoidal - Brazo tensor, correa Poly-V

new

RP

Galoppino/Guidacinghia, Cinghia Poly-V  
Deflection/Guide Pulley, V-ribbed belt - Poulie courroie trapézoïdale - Umlenk-/Führungsrolle, Keilrippenriemen  
Polea correia Poly-V - Polia correia trapezoidal

new

TP

Rullo tenditore, Cinghia Poly-V - Poly-V belt tensioner  
Poulie-tendeur, courroie trapézoïdale à nervures  
Spannrolle, Keilrippenriemen - Rolo tensor, correia trapezoidal estriada - Polea tensora, correia trapezoidal con dentado interior

new

TL

Smorzatore vibrazioni, Cinghia Poly-V  
Vibration damper V-ribbed belt  
Amortisseur de vibrations, courroie trapézoïdale à nervures  
Schwingungsdämpfer, Keilrippenriemen  
Amortecedor de vibrações, correia trapezoidal estriada  
Amortiguador vibraciones, correa trapez. Poly-V



## RAFFREDDAMENTO - COOLING ABKÜHLUNG - REFROIDISSEMENT ARREFECIMENTO - REFRIGERACIÓN



PQ

Pompe acqua - Water pumps  
Pompes à eau - Wasserpumpen  
Bombas da água - Bombas de agua



VC

Giunti viscosi - Viscous couplings  
Visco coupleur - Visco-kupplungen  
Juntas viscosas - Juntas viscosas



VT

Valvole termostatiche - Thermostats  
Thermostates - Thermostate  
Termostatos - Válvulas termostáticas



new

VA

Valvola termostatica tama - Thermostate tama  
Vanne thermostatique tama - Thermostatventil tama  
Termostatos tama - Válvula termostática tama



new

RDA

Radiatore - Radiator  
Radiateur - Kühler  
Radiador - Radiador



KH

Tappi radiatore - Radiator caps  
Bouchons radiateurs - Kuhler verschluss kappe  
Tampões de radiador - Tapones radiador



new

CMP

Compressore - Compressor  
Compresseur - Kompressor  
Compresor - Compressor



new

CND

Condensatore - Condenser  
Condenseur - Kondensator  
Condensador - Condensador



new

EVP

Evaporatore - Evaporator  
Evaporateur - Verdampfer  
Evaporador - Evaporador



new

RSD

Riscaldatore - Heat Exchanger, interior heating  
Système de chauffage - Heizung  
Radiador de calefacción - Permutador de calor



new

VNT

Ventola, Raffreddamento motore - Fan, radiator  
Ventilateur - Lüfter  
Ventilador - Ventilador



## GIUNTI E CUFFIE - JOINTS AND BOOTS KUPPLUNGEN UND ACHSMANSCHETTEN COUPLEUR, SOUFFLET DE CARDAN - JUNTAS DE TRANSMISSÃO E FOLES - JUNTAS Y FUELLES



GI

Giunti omocinetici lato ruota  
Costant velocity joints  
Joint homocinétique - Antriebswellen  
Juntas homocinéticas lado roda  
Juntas homocinéticas de lado de rueda



KB

Kit cuffia - Boot kits  
Soufflet de cardana - Achsmanschetten  
Kit de foles - Kit de fuelles



JO

Crociere - Universal joints  
Croisillons de trans - Universal gelenke  
Cruzetas de cardan - Crucetas



## SOSPENSIONI - SUSPENSIONS LENKUNGS UND-AUFHÄNGUNGSTEILE SUSPENSION - SUSPENSÃO SUSPENSIÓN



KK



















Kit cuscinetti ruota - Wheelbearing kits  
Kit de roulements de roues - Radlagersätze  
Jogos de rolamentos das rodas - Kit cojinetes de rueda



# FR GAMME DES PRODUITS

# DE PRODUKTELINIE


	<b>MM</b>	Ammortizzatori - Shock absorbers Amortisseurs - Stossdämpfer Amortecedores - Amortiguador
	<b>RU</b>	Gommini - Rubbers Silent blocs - Motoraufrhängung Borrachas - Tapones de goma
	<b>BS</b>	Trapezio - Suspension triangle Triangle de suspension - Trapez Triângulo da suspensão - Trapecio
	<b>CJ-ML</b>	Braccio oscillante - Suspension arms Bras oscillants - Schwenkarme Braços da suspensão - Brazo oscilante
	<b>ID</b>	Leve rinvio sterzo - Steering relay Leviers de renvoi de la direction - Lenkradhebel Pendural da barra de direcção Levas de reenvío de la dirección
	<b>LB</b>	Testine sospensione - Ball joint Rotule (pour suspension et direction) Aufhängeköpfe - Rotula da suspensão Cabezales de suspensión
	<b>SA</b>	Barre accoppiamento - Coupling bars Barres d'accouplement - Pleuelstangen Barras da direcção - Barras de acoplamiento
	<b>TI</b>	Testa barra d'accoppiamento - Tie-rod end Rotule de barre de connexion Spurstangenkopf - Terminal da direcção Cabeza de barra de acoplamiento
	<b>SI</b>	Stabilizzatore, chassis - Stabilizer, chassis Stabilisateur, chassis - Stabilisator, fahrwerk Estabilizador, chassi - Estabilizador, chasis
	<b>RD AX</b>	Giunto assiale, asta trasversale - Axial rod, tie rod Rotule de direction intérieure, barre de connexion Axialgelenk, spurstange - Rótula da direcção interior Junta axial, asta transversal
	<b>PI</b>	Leve rinvio sterzo - Steering relay Leviers de renvoi de la direction - Lenkradhebel Braço do pendural da direcção Levas de reenvío de la dirección
	<b>CW</b>	Braccio oscillante, sospensione ruota Track control arm Bras de liaison, suspension de roue Lenker, radaufhängung - Braço de suspensão Brazo oscilante, suspensión de rueda
	<b>CR</b>	Barra d'accoppiamento - Tie rod, steering Barre de connexion spurstange Verbindungstange - Barra de junção Barra de acoplamiento
	<b>BJ</b>	Giunto di supporto/guida Support/steering link Rotule de suspension Trag/führungsgelenk Rótula da suspensão Junta de soporte /guía
	<b>KB-A</b>	Cuffie ammortizzatori universali Universal bump rubber kit Soufflet de cardan Universale dämpferkappen Kits de folas universais dos amortecedores Fuelles amortiguadores universales

	<b>IMPIANTO ELETTRICO - ELECTRICAL PARTS ELEKTRISCHE TEILE - ÉLECTRIQUE PARTS MATERIAL ELÉCTRICO - PARTES ELECTRICAS</b>	
	<b>AL</b>	Alternatori - Alternators Alternateurs - Lichtmaschinen Alternadores - Alternadores
	<b>MT</b>	Motorini avviamento - Starters Démarreurs - Anlasser Motores de arranque - Arrancador
	<b>DENSO</b>	Candele - Spark plugs Bougies d'allumage - Kerzen Denso velas - Denso bujías
	<b>CE</b>	Candeleto - Glow plugs Bougies de pré-chauffage - Gluhkerzen Velas de incandescência - Bujias
	<b>HKT</b>	Candeleto hkt - Hkt glow plugs Bougies de préchauffage hkt - Gluhkerzen hkt Velas de incandescência hkt - Candelillas hkt
	<b>DENSO</b>	Candeleto denso - Denso glow plugs Bougies de préchauffage denso - Gluhkerzen denso Velas de incandescência denso - Candelillas denso
	<b>OO</b>	Sonde lambda - Oxigen sensors Sonde lambda - Lambda sonde Sondas lambda - Sensor oxigen
	<b>DENSO</b>	Sonde lambda denso - Oxigen sensors denso Sonde lambda denso - Lambda sonde denso Sondas lambda denso - Sondas lambda
	<b>SS-X</b>	Spazzole tergicristallo Wiper blades - Balais essuie glaces Wischerblätter - Escovas limpa vidros Escobillas
	<b>SS-F</b>	Spazzole tergicristallo universali - Universal wiper blades Balais essuie glaces universelles - Universale wischerblätter Escovas limpa vidros universais - Escobillas limpiaparabrisas universales
	<b>SS-R</b>	Spazzole tergicristallo universali posteriori - Universal Rear wiper Blades Balais d'essuie-glaces arrières universelles - Hintere universal Scheibenwischer Escovas limpa vidros traseiras universales Escobillas limpiaparabrisas traseras universales
	<b>SS-RE70C - SS-RE70L - SS-RE75BH</b>	Refill universali per spazzole normali/flat Universal refill for normal wiper blades/flat wiper blades Refill universel pour balais essuie glace norm. et balais "flat" Universal refill fuer normale/wischerblaetter Und fuer flat wischerblaetter Recargas universais para escovas flat normais Recambios universales para escobillas normales
	<b>HY</b>	Spazzola ibrida - Hybrid wiper blade - Hybrid balai d'essuie-glace Hybrid wischblatt - Und fuer flat wischerblaetter Escova hibrida de limpa-vidros - Escobilla hibrida
	<b>HY-U</b>	Spazzola ibrida universale - Universal Hybrid wiper blade Balais d'essuie-glaces hybrid universelles - Hybrid universal Scheibenwischer Escovas limpa vidros Ibridadas universales - Escobillas limpiaparabrisas Ibridadas universales
	<b>BA</b>	Bulbi elettroventola - Temp. sensors Capteur de température - Ventilkugeln Sensores de temperatura - Sensor temperatura
	<b>PB</b>	Pompe benzina - Fuel pump Pompe a carburant - Benzinpumpen Bombas gasolina - Bombas de gasolina
	<b>RE</b>	Regolatori - Regulators Regulateur de tension - Spannungsregler Reguladores - Reguladores



# GAMA DE PRODUTOS

# GAMMA PRODUCTO

	<b>SR</b>	Spazzole accensione - Rotor arms Rotors d'allumeurs - Verteilerfinger Rotores - Rotor del distribuidor
	<b>XX-C</b>	Kit cavi accensione - Electric-cable ignition kit Kit câbles d'allumage - Zündkabel set Jogo de fios de vela - Kit cables de encendido
	<b>BO</b>	Bobina di accensione - Coil, ignition Bobine d'allumage - Zündspule Bobina de ignição - Bobina de encendido
	<b>CO</b>	Condensatore - Condenser, ignition Condenseur, système d'allumage Kondensator, zündanlage Condensador - Condensador
	<b>CT</b>	Kit contatti accensione - Contact breaker Distributor jeu de contacts d'allumage Kontaktsatz, zündverteiler Jogo de platinados - kit contactos de encendido
	<b>GA GN GO</b>	Gruppo universale koito - Insert, headlight koito Bloc-optique de phare koito Scheinwerfereinsatz, hauptscheinwerfer koito Óptica koito - Grupo universal koito
	<b>IS</b>	Interruttore stop - Interrupteur des feux de freins Brake light switch - Bremslichtschalter Interruptor stop - Interruptor de luces de freno
	<b>IV</b>	Interruttore temperatura, ventola radiatore Temperature switch, radiator fan Interrupteur de température, ventialeur de radiateur Temperaturschalter, kühlerlüfter Interruptor temperatura, ventoinha radiador Interruptor temperatura, ventilador radiador
	<b>PO</b>	Pressostato olio - Oil pressure switch Switch de pression d'huile - Öldruckschalter Interruptor da pressão do óleo - Interruptor presión de aceite
	<b>SP</b>	Spinterogeno - Distributor Distributeur - Verteiler Distribuidor - Distribuidor
	<b>DE</b>	Sensore massa aria - Mass sensor Capteur de masse - Sensorenmesser Sensor massa ar - Sensor masa de aire
	<b>VF</b>	Corpo farfallato elettrico - Throttle housing Boîtier de papillon - Drosselklappenstutzen Corpo de mariposa eléctrico Cuerpo de mariposa eléctrico
	<b>RA</b>	Puleggia alternatore - Freewheel Clutch, alternator Poulie roue libre, alternateur - Generatorfreilauf Rueda libre alternador - Roda livre do alternador
	<b>CA</b>	Calotte spinterogeno - Distributor caps Tête d'allumeur - Verteilekappen Tampas do distribuidor - Tapa distribuidor

	<b>MOTORE - ENGINE MOTOR - MOTEUR MOTOR - MOTOR</b>	
	<b>AA</b>	Alberi a camme - Camshafts - Arbres a cames Nockenwellen - Árvores de cames - Árboles de levas
	<b>AB</b>	Alberi motore - Crankshafts - Vilebrequins Kurbelwellen - Cambotas - Árboles de moto
	<b>PU</b>	Puleggia albero motore - Crank shaft pulleys Poulie de vilebrequin - Motor-welle rolle Polia da cambota - Polea del eje motor

	<b>GP</b>	Guarnizioni coperchio valvole - Valves cover gaskets Joint de couvre culbuteur - Dichtungen des klappendeckels Juntas da cabeça - Tapa de culata de cilindro
	<b>GT</b>	Guarnizioni testata - Head gaskets Joints de culasses - Zylindercöpfe dichtung Jogo de juntas da cabeça - Juntas de culata
	<b>KG</b>	Kit guarnizioni testata - Head gaskets set Kit joints de culasses - Zylinderkopfdichtungssatze Kit guarnições cabeça - Kit juntas de culata
	<b>KI</b>	Kit pistoni - Pistons kit - Kit pistons Kolben rep. Sätze - Jogo de pistões - Kit pistones
	<b>KM</b>	Kit guarnizioni motore - Full set gasket Kit pochette joint moteur - Motor dichtungssatze Jogo de juntas completo - Kit juntas de motor
	<b>VV</b>	Valvole - Engine valves - Soupapes Ventile - Valvúlas - Válvulas
	<b>XX</b>	Testate - Cylinder heads - Culasses Zylinderköpfe - Cabeças - Culata del cilindro
	<b>BI</b>	Bielle - Connecting rods - Bielle Pleuel - Bielas - Bielas
	<b>PB</b>	Boccola biella - Piston pin bushings - Bagues tête de bielle Kolben-pleuel-buchse - Casquilhos de biela - Casq. de biela
	<b>RC</b>	Fascia elastica - Piston ring Segment de piston - Kolbenring Segmento - Aros del pistón
	<b>MS</b>	Bronzina banco - Main bearings Cousinets de palier - Hauptlager Bronzes de apoio - Cojinete de bancada
	<b>CB</b>	Bronzina di biella - Big end bearings Cousinet de bielle - Pleuellager Bronzes de biela - Cojinete de biela
	<b>CC</b>	Kit canne cilindro motore - Cylinder liner kits Kit chemises - Laufbuchsensätze Jogos de camisas - Kit barras de cilindro de motor
	<b>BZ</b>	Bilancieri valvole - Balances valves Valves d'équilibres - Balancen ventile - Balancoen ventile Martelos - Balancines de las válvulas
	<b>SH DB</b>	Bronzina albero a camme - Camshaft bearings Cousinets arbre à cames - Nockenwellenläger Bronzes da árvore de cames - Cojinete de árbol de levas
	<b>TW</b>	Rasamenti - Thrust washers Cales latérale - Anlaufscheibe Anilhas de folga da cambota - Enrases
	<b>BL</b>	Bulloni testata - Cylinder head bolt Boulon de culasse de cylindre - Zylinderkopfschraube Pernos da cabeça - Pernos de cabezal
	<b>XX</b>	Valvola ricircolo gas di scarico Exhaust gas recirculation valve Vanne egr ventil - Abgasrückführventil Valvúla de reciclo do gás de escape Válvula de recirculación de gas de descarga
	<b>XX</b>	Pompa olio - Oil pump Pompe à huile - Ölpumpe Bomba óleo - Bomba de aceite
	<b>XX</b>	Iniettore - Injector - Injecteur Injektoren - Injector - Inyector
	<b>XX</b>	Motore completo - Complete engine Moteur complet - Motor komplett Motor completo - Motor completo
	<b>XX</b>	Turbina - Turbocharger - Turbocompresseur Turbolader - Turbo - Turbina






# Other interesting news: Altre novità interessanti:



**Brake caliper repair kit**  
Kit riparazione pinze freno  
Cod: KD - PC



**Cables and ignition coils**  
Cavi e bobine accensione  
Cod: IC - BO





JAPANPARTS CODE	OEM	APPLICATIONS / APPLICAZIONI
<b>CLUTCH KIT - KIT FRIZIONE</b>		
KF-009		JEEP CHEROKEE (KJ) 2.5 CRD
KF-013		JEEP WRANGLER II (TJ) 2.4
KF-020		DR DR5 1.6
KF-1003		NISSAN QASHQAI 1.6
KF-1007		NISSAN QASHQAI 2.0
KF-1025		NISSAN QASHQAI 2.0 4 ruote motrici
KF-1031		NISSAN PRIMERA (P12) 2.0
KF-1034	30001-9X426	NISSAN CABSTAR E 110.35 3.0 D
KF-1035	30001-9X427	NISSAN CABSTAR E 120.35 3.0 D
KF-1036	300012X928	NISSAN TERRANO II (R20) 3.0 Di 4WD
KF-1038		NISSAN NAVARA 2.5 dCi
KF-1039		NISSAN PICK UP/KING CAB/NAVARA (D22) 2.5 Di
KF-1040		NISSAN NOTE 1.6
KF-1041		NISSAN NOTE 1.5 dCi
KF-1043		NISSAN X-TRAIL (T31) 2.5
KF-1044		NISSAN QASHQAI 2.0 dCi
KF-1045		NISSAN X-TRAIL (T30) 2.2 dCi
KF-1047		NISSAN KUBISTAR 1.5 dCi
KF-1048		NISSAN KUBISTAR 1.2
KF-1049		NISSAN INTERSTAR dCi 80
KF-1051	3000100QAP	NISSAN KUBISTAR 1.6 16V
KF-1052		NISSAN MICRA (K13) 1.2
KF-1054	30300-CR10B	NISSAN MICRA (K12) 1.0 16V
KF-183		NISSAN QASHQAI 1.5 dCi
KF-2014M		TOYOTA AVENSIS VERSO 2.0 D-4D
KF-2070		TOYOTA COROLLA (_E12U_) 1.4 D
KF-2092		TOYOTA RAV 4 III 2.2 D-CAT
KF-2094		TOYOTA RAV 4 III 2.0 VVT-i
KF-2097		TOYOTA AURIS 1.4 VVTi
KF-2098		TOYOTA AURIS 1.4 D-4D
KF-2101		TOYOTA YARIS 1.3 VVT-i
KF-2102		TOYOTA HILUX 2.5 D
KF-2104		TOYOTA URBAN CRUISER 1.4 D-4D
KF-2105		TOYOTA URBAN CRUISER 1.3 VVT-i
KF-2107		TOYOTA AVENSIS 2.0 D
KF-2108		TOYOTA YARIS 1.0 VVT-i
KF-2109		TOYOTA LITEACE (_R2_V) 1.5 (KR27_V)
KF-2110		TOYOTA iQ 1.33
KF-2112		TOYOTA HILUX (_N_) 2.5 D-4D 4WD
KF-2113		TOYOTA COROLLA (_E11_) 1.9 D (WZE110_)
KF-2114		TOYOTA AURIS 1.6

JAPANPARTS CODE	OEM	APPLICATIONS / APPLICAZIONI
<b>CLUTCH KIT - KIT FRIZIONE</b>		
KF-2115		TOYOTA HILUX (_N_) 2.4 D AWD
KF-2116		TOYOTA HIACE IV (_H1_, _H2_) 2.5 D-4D 4WD
KF-2117		TOYOTA YARIS 1.4 D-4D
KF-2118		TOYOTA LAND CRUISER (J12) 3.0 D-4D (KDJ120)
KF-347		MAZDA BT-50 2.5 CD 4WD
KF-350		MAZDA 3 2.3 MPS
KF-352		MAZDA 6 2.0
KF-367	YF01-16-460E	MAZDA TRIBUTE (EP) 2.0
KF-368		MAZDA 6 2.2 CD
KF-370	Z6Y1-16-50X	MAZDA 3 1.6 MZR
KF-371	L3Y1-16-50X	MAZDA 5 2.0 CD
KF-372		MAZDA 2 1.4 MZR-CD
KF-373		MAZDA 3 1.6 DI Turbo
KF-376		ASIA MOTORS HI-TOPIC (AM 725) 2.7 D
KF-377		MAZDA MX-5 III (NC) 1.8
KF-379		MAZDA 121 III (JASM, JBSM) 1.3
KF-380		MAZDA MPV II (LW) 2.3
KF-381		MAZDA 121 III (JASM, JBSM) 1.8 D
KF-382		MAZDA PREMACY (CP) 2.0 TD
KF-419		HONDA ACCORD IX 2.2 i-DTEC
KF-421		HONDA ACCORD IX 2.0
KF-433		HONDA JAZZ 1.2
KF-442		HONDA ACCORD IX 2.4
KF-459	22105-P5T-305	HONDA ACCORD VI (CE, CF) 2.0 TDi (CF1)
KF-462		HONDA CR-V II 2.2 i-CTDi
KF-463		HONDA CIVIC VII 1.8
KF-465		HONDA CIVIC VI (EU_, EP_) 1.7 CTDi
KF-5001		MITSUBISHI SPACE WAGON (N5_W) 2.4 GDI
KF-5002		MITSUBISHI CARISMA (DA_) 1.9 DI-D
KF-5003		HYUNDAI GALLOPER II (JK-01) 3.0 V6
KF-5004		MITSUBISHI LANCER SPORTBACK 1.8
KF-5005		MITSUBISHI LANCER SPORTBACK 1.5
KF-5006		MITSUBISHI ASX 1.6
KF-569		MITSUBISHI GRANDIS 2.0 DI-D
KF-570		SMART FORFOUR 1.5 CDI (454.001)
KF-575	2300A034	SMART FORFOUR 1.5 (454.032)
KF-576		MITSUBISHI OUTLANDER 2.0 DI-D
KF-594		MITSUBISHI OUTLANDER 2.0 Turbo 4WD
KF-612		DAIHATSU CHARADE III (G100, G101, G102) 1.3 i (G102)
KF-619		DAIHATSU TERIOS (J1) 1.5 4WD
KF-621		DAIHATSU MATERIA 1.5



JAPANPARTS CODE	OEM	APPLICATIONS / APPLICAZIONI
<b>CLUTCH KIT - KIT FRIZIONE</b>		
KF-623		DAIHATSU CUORE 1.0
KF-641		DAIHATSU HIJET II (S85) 1.0
KF-721		SUBARU OUTBACK 2.5
KF-722		SUBARU OUTBACK 2.0 D
KF-723		SUBARU IMPREZA (GD, GG) 2.0 WRX STi
KF-824		SUZUKI GRAND VITARA 1.9 DDiS
KF-834		SUZUKI SWIFT III (SG) 1.3 DDiS
KF-835		SUZUKI SX4 1.6 VVT 4x4
KF-836		SUZUKI SX4 1.9 DDiS 4x4
KF-837		SUZUKI IGNIS II 1.3 DDiS
KF-838		SUZUKI GRAND VITARA 1.6 4 ruote motrici
KF-839		SUZUKI JIMNY (FJ) 1.5 DDiS 4WD
KF-843		SUZUKI SPLASH 1.0
KF-844		SUZUKI ALTO IV (FF) 1.1
KF-845		SUZUKI VITARA (ET, TA) 2.5 V6 24V (FT)
KF-911		ISUZU NPR 77 3.0 D
KF-916		JEEP COMPASS 2.0 CRD 4x4
KF-923		ISUZU NPR 65 4.0 D 4BD2TC
KF-924		ISUZU D-MAX 3.0 D 4x4
KF-925		JEEP CHEROKEE (KJ) 2.4
KF-927		ISUZU D-MAX 2.5 D 4x4
KF-H53		HYUNDAI i10 1.2
KF-H54		HYUNDAI STAREX (H1) 2.4
KF-H55		HYUNDAI ix35 2.0
KF-H59		HYUNDAI i40 1.6 GDi
KF-K41		KIA SOUL 1.6 CRDi
KF-W28		CHEVROLET CRUZE (J3000) 1.6
KF-W29		CHEVROLET CRUZE 2.0 CDI
KF-W31		CHEVROLET KALOS 1.4
<b>SUPER KIT WITH FLYWHEEL - SUPER KIT CON VOLANO</b>		
KV-102		NISSAN X-TRAIL (T30) 2.2 Di 4x4
KV-103		NISSAN NAVARA 2.5 dCi 4WD
KV-104		NISSAN X-TRAIL (T30) 2.2 dCi 4x4
KV-105		NISSAN PATROL GR II (Y61) 3.0 DTi
KV-106		NISSAN QASHQAI 1.5 dCi
KV-107		NISSAN QASHQAI 2.0 dCi
KV-108M		NISSAN NAVARA 2.5 dCi
KV-201		TOYOTA AVENSIS (T25) 2.0 D-4D
KV-202		TOYOTA RAV 4 III 2.2 D-4D
KV-206		TOYOTA COROLLA Verso (_E12J_) 1.8 VVT-i
KV-301		MAZDA BT-50 2.5 CD 4WD

JAPANPARTS CODE	OEM	APPLICATIONS / APPLICAZIONI
<b>SUPER KIT WITH FLYWHEEL - SUPER KIT CON VOLANO</b>		
KV-302		MAZDA 6 (GY) 2.0 DI
KV-400		HONDA CR-V II 2.2 CTDi
KV-501		mitsubishi L 200 (K__T) 2.5 DiD [RWD]
KV-502		mitsubishi L 200 (K__T) 2.5 TD 4x4 (K74T)
KV-503		mitsubishi PAJERO II (V2_W, V4_W) 2.5 TD (V24C, V24W)
KV-504		mitsubishi OUTLANDER 2.0 Turbo 4WD
KV-505		mitsubishi PAJERO II (V2_W, V4_W) 2.8 TD (V46W)
KV-700		SUBARU IMPREZA (GF) 2.0 i Turbo 4WD
KV-701		SUBARU FORESTER (SF) 2.0 S Turbo
KV-702		SUBARU OUTBACK 2.5
KV-800		SUZUKI SWIFT III (SG) 1.3 DDiS
KV-801		SUZUKI SX4 1.9 DDiS
KV-802		SUZUKI IGNIS II 1.3 DDiS
KV-C00		CHEVROLET CAPTIVA 2.0 D 4WD
KV-H07		HYUNDAI SANTA FE' (SM) 2.2 CRDi
KV-H08		HYUNDAI TUCSON (JM) 2.0 CRDi
KV-K02		KIA SORENTO (JC) 2.5 CRDi
KV-K03		HYUNDAI ATOS (MX) 1.0 i
KV-K04		KIA CEE'D 1.6
KV-K05		KIA RIO 1.3
KV-K06		KIA CARNIVAL II 2.9 CRDi
KV-W00		CHEVROLET AVEO 1.2
KV-W01		CHEVROLET KALOS 1.4
<b>CLUTCH SLAVE CYLINDERS - CILINDRETTO FRIZIONE</b>		
CY-106	30610-JG40A	NISSAN X-TRAIL (T31) 2.0 dCi
CY-150	30570-00QAA	NISSAN INTERSTAR dCi 100
CY-204	31470-42030	TOYOTA AVENSIS (_T22_) 2.0 VVT-i
CY-207	31470-12180	TOYOTA AURIS 1.4 D-4D
CY-208	31470-12160	TOYOTA AURIS 1.4 VVTi
CY-211	31470-12190	TOYOTA AURIS 2.0 D-4D
CY-320	1E00-16-540A	MAZDA 121 III (JASM, JBSM) 1.25
CY-704	30620-AA140	SUBARU FORESTER (SG) 2.5
CY-900	8-97941-515-0	ISUZU D-MAX 2.5 DiTD 4x4
CY-H10	41710-23310	HYUNDAI GETZ (TB) 1.5 CRDi
CY-H11	41710-3A230	HYUNDAI SANTA FÉ 2.2 CRDi GLS 4x4
CY-M01	MR980799	SMART FORFOUR 1.1 (454.030)
<b>CLUTCH MASTER CYLINDERS - POMPA FRIZIONE</b>		
FR-001	52107652AC	JEEP WRANGLER II (TJ) 4.0
FR-002	4668632AD	CHRYSLER PT CRUISER 2.0
FR-111	30610-EA000	NISSAN NAVARA 2.5 dCi
FR-202	31420-42030	TOYOTA RAV 4 II (XA2) 2.0 D-4D 4WD



JAPANPARTS CODE	OEM	APPLICATIONS / APPLICAZIONI
<b>CLUTCH MASTER CYLINDERS - POMPA FRIZIONE</b>		
FR-207	31420-0K030	TOYOTA HILUX 2.5 D
FR-334	1 148 503	MAZDA 2 1.4
FR-335	1E0341990D	MAZDA 121 III (JASM, JBSM) 1.8 D
FR-417	46920-S84-A01	HONDA ACCORD VII (CG) 2.0 i
FR-418	46920-SAA-J01	HONDA JAZZ (GD) 1.2
FR-419	46920-SD4-043	HONDA LEGEND I (KA3) 2.7 i 24V
FR-510	MR374858	MITSUBISHI PAJERO III (V60) 3.2 DI-D (V68W, V78W)
FR-512	MR112220	MITSUBISHI SPACE GEAR (PA/B/D_V/W) 2.4 i (PA4W)
FR-513	MN101605	MITSUBISHI OUTLANDER 2.0
FR-900	8-97943-407-0	ISUZU D-MAX 2.5 DiTD 4x4
FR-W09	96494422	CHEVROLET KALOS 1.4 16V
<b>FLYWHEEL - VOLANO</b>		
VL-103	12310-AW400	NISSAN X-TRAIL (T30) 2.2 dCi
VL-104	12310-VC102	NISSAN PATROL GR II (Y61) 3.0 DTi
VL-105	12310-00Q0J	NISSAN QASHQAI 1.5 dCi
VL-106	12310-00Q1E	NISSAN QASHQAI 2.0 dCi
VL-205	13405-22020	TOYOTA COROLLA Verso (_E12J_) 1.8 VVT-i
VL-301	WE01-16-610D	MAZDA BT-50 2.5 CD 4WD
VL-302	RF3016610C	MAZDA 5 2.0 CD
VL-501	1120A130	MITSUBISHI L 200 (K__T) 2.5 DI-D
VL-502	MD374117	MITSUBISHI L 200 (K__T) 2.5 TD 4x4 (K74T)
VL-503	MD137726	MITSUBISHI PAJERO II (V2_W, V4_W) 2.5 TD (V24C, V24W)
VL-504	MD373136	MITSUBISHI OUTLANDER 2.0 Turbo 4WD
VL-505	ME200232	MITSUBISHI PAJERO II (V2_W, V4_W) 2.8 TD (V46W)
VL-700	12310-AA113	SUBARU IMPREZA (GC) 2.0 i 4WD
VL-701	12342-AA071	SUBARU FORESTER (SF) 2.0 S Turbo
VL-702	12345-AA000	SUBARU OUTBACK 2.5
VL-C00	96440244	CHEVROLET CAPTIVA 2.0 D 4WD
VL-H07	23200-27803	HYUNDAI SANTA FÉ 2.2 CRDi
VL-H08	23200-27260	HYUNDAI TUCSON (JM) 2.0 CRDi
VL-K02	23200-4A103	KIA SORENTO (JC) 2.5 CRDi
VL-K03	23200-02800	HYUNDAI ATOS (MX) 1.0 i
VL-K04	23200-2B000	HYUNDAI i20 1.4
VL-K05	0K30C-11500A	KIA RIO 1.3
VL-K06	23200-4X520	KIA CARNIVAL II 2.9 CRDi
VL-W00	96518411	CHEVROLET AVEO 1.2
VL-W01	96083648	CHEVROLET AVEO 1.4

# NEW ITEMS X-TREME OUTBACK

JAPANPARTS CODE	OEM	APPLICATIONS / APPLICAZIONI
<b>XTREME OUTBACK CLUTCH KIT - KIT FRIZIONE</b>		
KF-100X		NISSAN PICK UP/KING CAB (D21) 2.5 D 4WD
KF-1014X		NISSAN TERRANO II (R20) 2.7 TDi 4WD
KF-101X		NISSAN PICK UP/KING CAB (D21) 2.5 D 4WD
KF-134X		NISSAN PATROL GR I (Y60) 4.2 Cat.
KF-148X		NISSAN URVAN (E24) 2.3 D
KF-159X		NISSAN PICK UP/KING CAB/NAVARA (D22) 2.5 D
KF-160X		NISSAN PICK UP/KING CAB/NAVARA (D22) 2.5 D
KF-162X		NISSAN PATROL (K260) 2.8 TD
KF-180X		NISSAN TERRANO II (R20) 2.7 TD 4WD
KF-2032X		TOYOTA LAND CRUISER (_J7_) 3.0 TD (KZJ70_, KZJ73_, KZJ77_)
KF-2054X		TOYOTA HILUX (_N_) 2.4 D 4WD
KF-2059X		TOYOTA LAND CRUISER 90 (_J9_) 3.0 D-4D
KF-2103X		TOYOTA HILUX 3.0 D 4x4
KF-2112X		TOYOTA HILUX (_N_) 2.5 D-4D 4WD
KF-2118X		TOYOTA LAND CRUISER (J12) 3.0 D-4D (KDJ120)
KF-251X		TOYOTA LAND CRUISER (_J4_) 3.9 (FJ45_P)
KF-282X		TOYOTA LAND CRUISER 80 (_J8_) 4.2 D (HZJ80_)
KF-283X		TOYOTA LAND CRUISER 80 (_J8_) 4.2 TD (HDJ80)
KF-347X		MAZDA BT-50 2.5 CD 4WD
KF-510X		MITSUBISHI PAJERO I (L04_G, L14_G) 2.0 4WD
KF-543X		MITSUBISHI PAJERO II (V2_W, V4_W) 2.8 TD (V46W)
KF-554X		MITSUBISHI PAJERO III (V60) 3.2 DI-D (V68W, V78W)
KF-599X		MITSUBISHI L 200 (K_T) 2.5 D (K64T)
KF-608X		DAIHATSU ROCKY (F7, F8) 2.8 TD
KF-613X		DAIHATSU FEROZA (F300) 1.6 i 16V
KF-636X		DAIHATSU FEROZA (F300) 1.6 i 16V
KF-805X		SUZUKI SAMURAI (SJ) 1.3 (SJ 413)
KF-823X		SUZUKI VITARA (ET, TA) 2.0 TD Intercooler (ET)
KF-830X		SUZUKI GRAND VITARA (FT, GT) 2.0
KF-831X		SUZUKI JIMNY (FJ) 1.3 16V 4WD
KF-832X		SUZUKI GRAND VITARA (FT, GT) 1.6
<b>XTREME OUTBACK SUPER KIT WITH FLYWHEEL - SUPER KIT CON VOLANO</b>		
KV-103MX		NISSAN PATHFINDER 2.5 dCi 4WD
KV-105MX		NISSAN PATROL GR II (Y61) 3.0 DTi
KV-500MX		MITSUBISHI PAJERO IV (V80) 3.2 DI-D (V88W, V98W)
KV-505MX		MITSUBISHI PAJERO II (V2_W, V4_W) 2.8 TD (V46W)



		<b>CC</b>	<b>KW HP</b>			<b>KF</b> Clutch Kit/ Kit frizione <b>VL</b> Flywheel/ Volano <b>KV</b> Clutch Kit + Flywheel	<b>FR</b> Master Cylinder/ Cilindro maestro <b>CY</b> Slave Cylinder/ Cilindro secondario
---	---	-----------	------------------	---	---	---	--

## HI-TOPIC (AM 725)

2.7 D	SS	2701	55 75	06.93 →	<b>KF-376</b> (3 pcs)	A: 260 D: 29 E: 10	<b>FR-390</b> →12.97
-------	----	------	----------	---------	--------------------------	--------------------------	----------------------

## ROCSTA

1.8 i 4x4	F804	1789	57 77	06.93 →	<b>KF-A02</b> (3 pcs)	A: 225 D: 24 E: 22	
2.2 D		2184	45 61	07.93 → 12.98	<b>KF-A02</b> (3 pcs)	A: 225 D: 24 E: 22	
2.2 D 4x4	R2	2184	45 61	06.93 →	<b>KF-A02</b> (3 pcs)	A: 225 D: 24 E: 22	



KF Clutch Kit




VL Flywheel



KV Clutch Kit + Flywheel



FR Master Cylinder



CY Slave Cylinder

# BEDFORD

		<b>CC</b>	<b>KW HP</b>			<b>KF</b> Clutch Kit/ Kit frizione <b>VL</b> Flywheel/ Volano <b>KV</b> Clutch Kit + Flywheel	<b>FR</b> Master Cylinder/ Cilindro maestro <b>CY</b> Slave Cylinder/ Cilindro secondario
---	---	-----------	------------------	---	---	---	--

## MIDI

1.8	4ZB1	1817	63 86	09.84 → 05.88	<b>KF-902</b> (3 pcs)	A: 215 D: 25 E: 24	
2.0	20PET	1994	62 84	06.88 → 08.92	<b>KF-904</b> (3 pcs)	A: 215 D: 25 E: 24	
2.0 4WD	20PET	1994	62 84	06.88 → 08.92	<b>KF-906</b> (3 pcs)  <b>KF-907</b> (3 pcs)	A: 215 D: 25 E: 24  A: 215 D: 25 E: 24	
2.0 D		1994	42 57	08.84 → 05.88	<b>KF-904</b> (3 pcs)  <b>KF-900</b> (3 pcs)	A: 215 D: 25 E: 24  A: 200 D: 25,4 E: 24	
2.0 D 4WD		2000		06.88 →	<b>KF-915</b> (3 pcs)  <b>KF-907</b> (3 pcs)	A: 215 D: 25 E: 24  A: 215 D: 25 E: 24	
2.0 TD 4WD		2000		06.88 →	<b>KF-906</b> (3 pcs)  <b>KF-907</b> (3 pcs)	A: 215 D: 25 E: 24  A: 215 D: 25 E: 24	
2.2 D	22DIE	2189	45 61	06.88 → 08.92	<b>KF-902</b> (3 pcs)	A: 215 D: 25 E: 24	
2.2 D 4WD	22DIE	2189	45 61	06.88 → 08.92	<b>KF-902</b> (3 pcs)	A: 215 D: 25 E: 24	

## RASCAL

1.0	FA10A	970	34 46	07.86 → 06.90	<b>KF-813</b> (3 pcs)	A: 180 D: 20 E: 18	
-----	-------	-----	----------	---------------	--------------------------	--------------------------	--

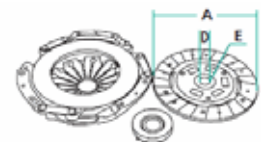
A = Disc diameter  
D = Disc centring diameter  
E = N. of disc teeth

A = Scheibendurchmesser  
D = Zentrierdurchmesser Scheibe  
E = Zahnzahl Scheibe

A = Diámetro disco  
D = Diámetro centrage disco  
E = Nº dientes disco

A = Diamètre du disque  
D = Diamètre centrage du disque  
E = Nbre de dents du disque

A = Diametro disco  
D = Diametro centraggio disco  
E = Nº denti disco





		<b>CC</b>	<b>KW HP</b>			<b>KF</b> Clutch Kit/ Kit frizione <b>VL</b> Flywheel/ Volano <b>KV</b> Clutch Kit + Flywheel	<b>FR</b> Master Cylinder/ Cilindro maestro <b>CY</b> Slave Cylinder/ Cilindro secondario
---	---	-----------	------------------	---	---	---	--

## AVEO

1.2	F12S3	1150	53 72	03.06 →	<b>KF-W07</b> (3 pcs)	A: 185 D: 19,5 E: 18		<b>CY-W05</b>
1.2	B12D1	1206	62 84	04.08 →	<b>KF-W07</b> (3 pcs) <b>KV-W00</b> <b>VL-W00</b>	A: 185 D: 19,5 E: 18	Single-mass flywheel Volano monomassa	
1.4	F14D4	1399	74 101	01.08 →	<b>KF-W22</b> (3 pcs) <b>VL-W01</b>	A: 215 D: 20,4 E: 24	Single-mass flywheel Volano monomassa	<b>CY-W05</b>
1.4	F14D3	1399	69 94	03.06 →	<b>KF-W22</b> (3 pcs)	A: 215 D: 20,4 E: 24		<b>CY-W05</b>

## CAPTIVA

2.0 D	Z 20 S	1991	110 150	09.07 →	<b>KF-W25</b> (3 pcs) <b>KV-C00</b> <b>VL-C00</b>	A: 240 D: 26 E: 23	With Bearing Hydraulic Con Cuscinetto Idraulico  Dual-mass flywheel Volano bimassa	<b>FR-W06</b>
2.0 D 4WD	Z 20 S	1991	110 150	10.06 →	<b>KF-W25</b> (3 pcs) <b>KV-C00</b> <b>VL-C00</b>	A: 240 D: 26 E: 23	With Bearing Hydraulic Con Cuscinetto Idraulico  Dual-mass flywheel Volano bimassa	<b>FR-W06</b>
2.4	Z 24 SED	2405	100 136	06.06 →	<b>KF-W26</b> (3 pcs)	A: 235 D: 26 E: 23	With Bearing Hydraulic Con Cuscinetto Idraulico	<b>FR-W06</b>
2.4 4WD	Z 24 SED	2405	100 136	06.06 →	<b>KF-W26</b> (3 pcs)	A: 235 D: 26 E: 23	With Bearing Hydraulic Con Cuscinetto Idraulico	<b>FR-W06</b>

## CRUZE

2.0 CDI		1991	90 123	05.09 →	<b>KF-W29</b> (3 pcs)	A: 240 D: 26 E: 23	With Bearing Hydraulic Con Cuscinetto Idraulico	
---------	--	------	-----------	---------	--------------------------	--------------------------	--	--

## CRUZE (J3000)

1.6	F16D4	1598	83 113	05.09 →	<b>KF-W28</b> (3 pcs)	A: 225 D: 20 E: 24	With Bearing Hydraulic Con Cuscinetto Idraulico	
-----	-------	------	-----------	---------	--------------------------	--------------------------	--	--

## EPICA

2.0 D	Z 20 S	1991	110 150	01.07 →	<b>KF-W25</b> (3 pcs) <b>KV-C00</b> <b>VL-C00</b>	A: 240 D: 26 E: 23	With Bearing Hydraulic Con Cuscinetto Idraulico  Dual-mass flywheel Volano bimassa	<b>FR-W10</b>
-------	--------	------	------------	---------	--	--------------------------	--	---------------



KF Clutch Kit




VL Flywheel



KV Clutch Kit + Flywheel



FR Master Cylinder



CY Slave Cylinder

# CHEVROLET

		<b>CC</b>	<b>KW HP</b>			<b>KF</b> Clutch Kit/ Kit frizione <b>VL</b> Flywheel/ Volano <b>KV</b> Clutch Kit + Flywheel	<b>FR</b> Master Cylinder/ Cilindro maestro <b>CY</b> Slave Cylinder/ Cilindro secondario
---	---	-----------	------------------	---	---	---	--

## EVANDA

<b>2.0</b>	X20SED	1998	96 131	03.05 →	<b>KF-W21</b> (3 pcs)	<b>A:</b> 225 <b>D:</b> 20 <b>E:</b> 24	With Bearing Hydraulic Con Cuscinetto Idraulico	<b>CY-W00</b>
------------	--------	------	-----------	---------	--------------------------	---	--	---------------

## KALOS

<b>1.2</b>	B12S1	1150	53 72	03.05 →	<b>KF-W07</b> (3 pcs)  <b>KV-W00</b> <b>VL-W00</b>	<b>A:</b> 185 <b>D:</b> 19,5 <b>E:</b> 18	Single-mass flywheel Volano monomassa	<b>CY-W05</b> <b>FR-W08</b>
<b>1.4</b>	F14S3	1399	61 83	03.05 →	<b>KF-W31</b> (3 pcs)  <b>KV-W01</b> <b>VL-W01</b>	<b>A:</b> 215 <b>D:</b> 20,5 <b>E:</b> 24	Single-mass flywheel Volano monomassa	<b>CY-W05</b> <b>FR-W08</b>
<b>1.4 16V</b>	F14D3	1399	69 94	03.05 →	<b>KF-W22</b> (3 pcs)  <b>VL-W01</b>	<b>A:</b> 215 <b>D:</b> 20,4 <b>E:</b> 24	Single-mass flywheel Volano monomassa	<b>CY-W05</b> <b>FR-W08</b>

## LACETTI

<b>1.4 16V</b>	F14D3	1399	70 95	03.05 →	<b>KF-W00</b> (3 pcs)	<b>A:</b> 215 <b>D:</b> 20 <b>E:</b> 24		<b>CY-W00</b> <b>FR-W09</b>
<b>1.6</b>	F16D3	1598	80 109	03.05 →	<b>KF-W00</b> (3 pcs)	<b>A:</b> 215 <b>D:</b> 20 <b>E:</b> 24		<b>CY-W00</b> <b>FR-W09</b>
<b>1.8</b>	F18D3	1796	89 121	08.05 →	<b>KF-W27</b> (3 pcs)	<b>A:</b> 215 <b>D:</b> 20 <b>E:</b> 24	With Bearing Hydraulic Con Cuscinetto Idraulico	<b>CY-W00</b> <b>FR-W09</b>
<b>1.8</b>	T18SED	1799	90 122	03.05 →	<b>KF-W27</b> (3 pcs)	<b>A:</b> 215 <b>D:</b> 20 <b>E:</b> 24	With Bearing Hydraulic Con Cuscinetto Idraulico	<b>CY-W00</b> <b>FR-W09</b>
<b>2.0 D</b>	Z 20 DM	1991	89 121	01.07 →	<b>KF-W25</b> (3 pcs)	<b>A:</b> 240 <b>D:</b> 26 <b>E:</b> 23	With Bearing Hydraulic Con Cuscinetto Idraulico	

## MATIZ

<b>0.8</b>	F8CV	796	38 52	03.05 →	<b>KF-W24</b> (3 pcs)	<b>A:</b> 180 <b>D:</b> 19 <b>E:</b> 18		
<b>1.0</b>	B10S	995	47 64	03.05 →	<b>KF-W07</b> (3 pcs)  <b>KV-W00</b> <b>VL-W00</b>	<b>A:</b> 185 <b>D:</b> 19,5 <b>E:</b> 18	Single-mass flywheel Volano monomassa	

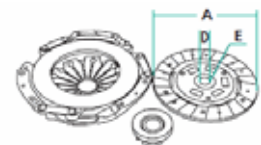
A = Disc diameter  
D = Disc centring diameter  
E = N. of disc teeth

A = Scheibendurchmesser  
D = Zentrierdurchmesser Scheibe  
E = Zahnzahl Scheibe

A = Diámetro disco  
D = Diámetro centrage disco  
E = Nº dientes disco

A = Diamètre du disque  
D = Diamètre centrage du disque  
E = Nbre de dents du disque

A = Diametro disco  
D = Diametro centraggio disco  
E = Nº denti disco





		<b>CC</b>	<b>KW HP</b>			<b>KF</b> Clutch Kit/ Kit frizione <b>VL</b> Flywheel/ Volano <b>KV</b> Clutch Kit + Flywheel	<b>FR</b> Master Cylinder/ Cilindro maestro <b>CY</b> Slave Cylinder/ Cilindro secondario
---	---	-----------	------------------	---	---	---	--

## MATIZ

1.0	B10S1	995	49 67	03.05 →	<b>KF-W07</b> (3 pcs)  <b>KV-W00</b>  <b>VL-W00</b>	A: 185 D: 19,5 E: 18  Single-mass flywheel Volano monomassa	
-----	-------	-----	----------	---------	--	--	--

## NUBIRA

1.4		1399	69 94	01.05 →	<b>KF-W00</b> (3 pcs)	A: 215 D: 20 E: 24	<b>FR-W09</b>
1.6	F16D3	1598	80 109	03.05 →	<b>KF-W00</b> (3 pcs)	A: 215 D: 20 E: 24	<b>CY-W00</b> <b>FR-W09</b>
1.8	F18D3	1796	89 121	08.05 →	<b>KF-W27</b> (3 pcs)	A: 215 D: 20 E: 24 With Bearing Hydraulic Con Cuscinetto Idraulico	<b>FR-W09</b>
1.8	T18SED	1799	90 122	03.05 →	<b>KF-W27</b> (3 pcs)	A: 215 D: 20 E: 24 With Bearing Hydraulic Con Cuscinetto Idraulico	<b>CY-W00</b> <b>FR-W09</b>
2.0 D	Z 20 DM Z 20 S	1991	89 121	01.07 →	<b>KF-W25</b> (3 pcs)	A: 240 D: 26 E: 23 With Bearing Hydraulic Con Cuscinetto Idraulico	

## ORLANDO

1.8	F18D4	1796	104 141	12.10 →	<b>KF-W28</b> (3 pcs)	A: 225 D: 20 E: 24 With Bearing Hydraulic Con Cuscinetto Idraulico	
-----	-------	------	------------	---------	--------------------------	--	--

## REZZO

1.6	A16DMS	1598	79 107	08.05 →	<b>KF-W17</b> (3 pcs)	A: 200 D: 20 E: 24	<b>CY-W00</b> <b>FR-W05</b>
1.6	A16DMS	1598	77 105	03.05 →	<b>KF-W17</b> (3 pcs)	A: 200 D: 20 E: 24	<b>CY-W00</b> <b>FR-W05</b>
2.0	T20SED	1998	89 121	03.05 →	<b>KF-W21</b> (3 pcs)	A: 225 D: 20 E: 24 With Bearing Hydraulic Con Cuscinetto Idraulico	<b>CY-W00</b> <b>FR-W05</b>
2.0	T20SED	1998	90 122	08.05 →	<b>KF-W21</b> (3 pcs)	A: 225 D: 20 E: 24 With Bearing Hydraulic Con Cuscinetto Idraulico	<b>CY-W00</b> <b>FR-W05</b>

## SPARK

1.0	B10D1	995	50 68	02.10 →	<b>KF-W07</b> (3 pcs)	A: 185 D: 19,5 E: 18	
1.2	B12D1	1206	60 82	02.10 →	<b>KF-W07</b> (3 pcs)	A: 185 D: 19,5 E: 18	



KF Clutch Kit




VL Flywheel



KV Clutch Kit + Flywheel



FR Master Cylinder



CY Slave Cylinder

# CHRYSLER

		<b>CC</b>	<b>KW HP</b>			<b>KF</b> Clutch Kit/ Kit frizione <b>VL</b> Flywheel/ Volano <b>KV</b> Clutch Kit + Flywheel	<b>FR</b> Master Cylinder/ Cilindro maestro <b>CY</b> Slave Cylinder/ Cilindro secondario
---	---	-----------	------------------	---	---	---	--

## PT CRUISER

2.0	ECC	1996	104 141	06.00 →				<b>CY-001</b> <b>FR-002</b>
-----	-----	------	------------	---------	--	--	--	--------------------------------

## SEBRING

2.0 CRD	ECD	1968	103 140	07.07 →	<b>KF-916</b> (3 pcs)	A: 240 D: 24 E: 23	With Bearing Hydraulic Con Cuscinetto Idrraulico	
---------	-----	------	------------	---------	--------------------------	--------------------------	---	--

## VOYAGER II (ES)

2.5 TD	09B M00	2500	87 118	01.92 → 09.95	<b>KF-012</b> (3 pcs)	A: 240 D: 23 E: 17		
--------	------------	------	-----------	---------------	--------------------------	--------------------------	--	--

## VOYAGER III (GS)

2.5 TD	425 CLIRS/X	2499	85 116	01.95 → 03.01	<b>KF-012</b> (3 pcs)	A: 240 D: 23 E: 17		
--------	----------------	------	-----------	---------------	--------------------------	--------------------------	--	--

## VOYAGER IV (RG)

2.5 CRD	ENC	2499	105 141	02.00 →	<b>KF-002</b> (3 pcs)	A: 240 D: 23 E: 17		
---------	-----	------	------------	---------	--------------------------	--------------------------	--	--

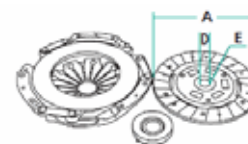
A = Disc diameter  
D = Disc centring diameter  
E = N. of disc teeth

A = Scheibendurchmesser  
D = Zentrierdurchmesser Scheibe  
E = Zähnezahl Scheibe

A = Diámetro disco  
D = Diámetro centrage disco  
E = Nº dientes disco

A = Diamètre du disque  
D = Diamètre centrage du disque  
E = Nbre de dents du disque

A = Diametro disco  
D = Diametro centraggio disco  
E = N° denti disco



		<b>CC</b>	<b>KW HP</b>			<b>KF</b> Clutch Kit/ Kit frizione <b>VL</b> Flywheel/ Volano <b>KV</b> Clutch Kit + Flywheel	<b>FR</b> Master Cylinder/ Cilindro maestro <b>CY</b> Slave Cylinder/ Cilindro secondario
---	---	-----------	------------------	---	---	---	--

C1							
<b>1.0</b>	1KR-FE	998	50 68	06.05 →	<b>KF-2091</b> (3 pcs)  <b>KF-2108</b> (3 pcs)	A: 190 D: 22 E: 19  A: 200 D: 22 E: 19	Semi-automatic Gearbox Cambio Robotizzato
<b>1.4 HDi</b>	DV4D	1398	40 54	06.05 →	<b>KF-2096</b> (3 pcs)	A: 200 D: 22 E: 19	



KF Clutch Kit




VL Flywheel



KV Clutch Kit + Flywheel



FR Master Cylinder



CY Slave Cylinder



		<b>CC</b>	<b>KW HP</b>			<b>KF</b> Clutch Kit/ Kit frizione <b>VL</b> Flywheel/ Volano <b>KV</b> Clutch Kit + Flywheel	<b>FR</b> Master Cylinder/ Cilindro maestro <b>CY</b> Slave Cylinder/ Cilindro secondario
--	--	-----------	------------------	--	--	---	--

## ARANOS

1.5	V15L	1498	66 90	01.95 → 11.97	<b>KF-W04</b> (3 pcs)	A: 215 D: 20 E: 24	<b>CY-W00</b> <b>FR-W00</b>
1.8	Y18L	1796	70 95	01.95 → 11.97	<b>KF-W10</b> (3 pcs)	A: 215 D: 20 E: 24	<b>CY-W00</b> <b>FR-W00</b>
2.0	C20LE	1998	77 105	01.95 → 11.97	<b>KF-W10</b> (3 pcs)	A: 215 D: 20 E: 24	<b>CY-W00</b> <b>FR-W00</b>

## ESPERO (KLEJ)

1.5		1498	55 75	10.97 → 09.99	<b>KF-W04</b> (3 pcs)	A: 215 D: 20 E: 24	<b>CY-W00</b>
1.5 16V		1498	65 88	10.93 → 09.94	<b>KF-W10</b> (3 pcs)	A: 215 D: 20 E: 24	<b>CY-W00</b> <b>FR-W00</b>
1.5 16V	A15MF	1498	66 90	02.95 → 06.99	<b>KF-W09</b> (3 pcs)	A: 215 D: 20 E: 24	<b>CY-W00</b> <b>FR-W00</b>
1.8	C18LE	1796	66 90	02.95 → 09.99	<b>KF-W10</b> (3 pcs)	A: 215 D: 20 E: 24	<b>CY-W00</b> <b>FR-W00</b>
1.8	C18LE	1796	70 95	02.95 → 06.99	<b>KF-W10</b> (3 pcs)	A: 215 D: 20 E: 24	<b>CY-W00</b> <b>FR-W00</b>
2.0	C20LE	1998	81 110	10.93 → 09.94	<b>KF-W10</b> (3 pcs)	A: 215 D: 20 E: 24	<b>CY-W00</b> <b>FR-W00</b>
2.0	C20LE	1998	77 105	02.95 → 06.99	<b>KF-W10</b> (3 pcs)	A: 215 D: 20 E: 24	<b>CY-W00</b> <b>FR-W00</b>
2.0	C20LZ	1998	74 101	10.91 → 09.93	<b>KF-W10</b> (3 pcs)	A: 215 D: 20 E: 24	<b>CY-W00</b> <b>FR-W00</b>

## EVANDA (KLAL)

2.0	X20SED L88	1998	96 131	08.02 →	<b>KF-W21</b> (3 pcs)	A: 225 D: 20 E: 24	With Bearing Hydraulic Con Cuscinetto Idraulico	<b>CY-W00</b> <b>FR-W02</b>
-----	---------------	------	-----------	---------	--------------------------	--------------------------	--	--------------------------------

## FSO Truck Pick Up

1.9 D		1900		01.84 →	<b>KF-W12</b> (3 pcs)	A: 200 D: 20 E: 18	
-------	--	------	--	---------	--------------------------	--------------------------	--

## KALOS (KLAS)

1.2	B12S1	1150	53 72	04.03 →	<b>KF-W07</b> (3 pcs)	A: 185 D: 19,5 E: 18	→12.04	<b>CY-W05</b> <b>FR-W08</b>
					<b>KV-W00</b> <b>VL-W00</b>		Single-mass flywheel Volano monomassa	

A = Disc diameter

D = Disc centring diameter

E = N. of disc teeth

A = Scheibendurchmesser

D = Zentrierdurchmesser Scheibe

E = Zähnezahl Scheibe

A = Diámetro disco

D = Diámetro centrage disco

E = N° dientes disco

A = Diamètre du disque

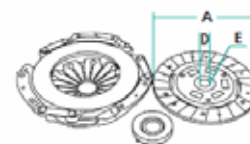
D = Diamètre centrage du disque

E = Nbre de dents du disque

A = Diametro disco

D = Diametro centraggio disco

E = N° denti disco



		<b>CC</b>	<b>KW HP</b>			<b>KF</b> Clutch Kit/ Kit frizione <b>VL</b> Flywheel/ Volano <b>KV</b> Clutch Kit + Flywheel	<b>FR</b> Master Cylinder/ Cilindro maestro <b>CY</b> Slave Cylinder/ Cilindro secondario
---	---	-----------	------------------	---	---	---	--

## KALOS (KLAS)

1.4	F14S3	1399	61 83	09.02 →	<b>KF-378</b> (3 pcs)  <b>VL-W01</b>	A: 215 D: 20 E: 24  Single-mass flywheel Volano monomassa	<b>CY-W05</b> <b>FR-W08</b>
1.4 16V	F14D3	1399	69 94	04.03 →	<b>KF-W22</b> (3 pcs)  <b>VL-W01</b>	A: 215 D: 20,4 E: 24  Single-mass flywheel Volano monomassa	<b>CY-W05</b> <b>FR-W08</b>

## KORANDO (KJ)

2.3		2295	105 143	01.99 →	<b>KF-S07</b> (3 pcs)	A: 225 D: 24 E: 22	
2.9 D	MB-OM 662	2874	72 98	01.99 →	<b>KF-S00</b> (3 pcs)	A: 225 D: 24 E: 22	
2.9 TD	MB-OM 601 29TD	2874	88 120	01.99 →	<b>KF-S13</b> (3 pcs)  <b>KF-S14</b> (3 pcs)	A: 225 D: 24,5 E: 22  A: 225 D: 24,5 E: 22	

## LABO/DAMAS

0.8 (F8CL)				11.91 →	<b>KF-W08</b> (3 pcs)	A: 180 D: 20 E: 18	
------------	--	--	--	---------	--------------------------	--------------------------	--

## LACETTI (KLAN)

1.4	F14D3	1399	70 95	02.04 →	<b>KF-W00</b> (3 pcs)	A: 215 D: 20 E: 24	<b>CY-W00</b> <b>FR-W09</b>
1.6	F16D3	1598	80 109	02.04 →	<b>KF-W00</b> (3 pcs)	A: 215 D: 20 E: 24	<b>CY-W00</b> <b>FR-W09</b>
1.8	T18SED	1799	90 122	02.04 →	<b>KF-W27</b> (3 pcs)	A: 215 D: 20 E: 24  With Bearing Hydraulic Con Cuscinetto Idraulico	<b>CY-W00</b> <b>FR-W09</b>

## LANOS (KLAT)

1.3 (A13SM)			55	01.97 →	<b>KF-W05</b> (3 pcs)	A: 185 D: 20 E: 24	
1.4	A14SMS	1349	55 75	05.97 →	<b>KF-W05</b> (3 pcs)	A: 185 D: 20 E: 24	<b>CY-W00</b> <b>FR-W01</b>
1.5	A15SMS Y15L	1498	63 86	05.97 →	<b>KF-W03</b> (3 pcs)  <b>KF-W00</b> (3 pcs)	A: 200 D: 20 E: 24  A: 215 D: 20 E: 24	<b>CY-W00</b> <b>FR-W00</b>



KF Clutch Kit




VL Flywheel



KV Clutch Kit + Flywheel



FR Master Cylinder



CY Slave Cylinder

		<b>CC</b>	<b>KW HP</b>			<b>KF</b> Clutch Kit/ Kit frizione <b>VL</b> Flywheel/ Volano <b>KV</b> Clutch Kit + Flywheel	<b>FR</b> Master Cylinder/ Cilindro maestro <b>CY</b> Slave Cylinder/ Cilindro secondario
--	--	-----------	------------------	--	--	---	--

## LANOS (KLAT)

<b>1.6 16V</b>	A16DMS	1598	78 106	05.97 →	<b>KF-W00</b> (3 pcs)  <b>KF-W11</b> (3 pcs)	A: 215 D: 20 E: 24  A: 200 D: 20 E: 24	<b>CY-W00</b>  <b>FR-W01</b>
----------------	--------	------	-----------	---------	--	--	------------------------------------

## LEGANZA (KLAV)

<b>1.8 CD</b>	C18LE	1796	70 95	06.97 → 07.03	<b>KF-W14</b> (3 pcs)	A: 215 D: 20 E: 24	
<b>2.0 16V</b>	X20SED	1998	98 133	06.97 → 12.02	<b>KF-W14</b> (3 pcs)  <b>KF-W20</b> (3 pcs)	A: 215 D: 20 E: 24  A: 225 D: 20 E: 24	<b>CY-W00</b>  <b>FR-W02</b>
<b>2.0 16V</b>	T20SED	1998	93 126	07.00 →	<b>KF-W14</b> (3 pcs)  <b>KF-W20</b> (3 pcs)	A: 215 D: 20 E: 24  A: 225 D: 20 E: 24	<b>CY-W00</b>  <b>FR-W02</b>
<b>2.2 16V</b>	T22SED	2198	100 136	04.99 → 12.02	<b>KF-W20</b> (3 pcs)	A: 225 D: 20 E: 24	<b>CY-W00</b>  <b>FR-W02</b>

## LUBLIN II

<b>2.8 TD</b>				04.97 →	<b>KF-195</b> (3 pcs)	A: 240 D: 28 E: 10	
---------------	--	--	--	---------	--------------------------	--------------------------	--

## MATIZ (KLYA)

<b>0.8</b>	F8CV	796	38 52	09.98 →	<b>KF-W02</b> (3 pcs)	A: 170 D: 19 E: 18	
<b>1.0</b>	B10S	995	47 64	01.03 →	<b>KF-W07</b> (3 pcs)  <b>KV-W00</b>  <b>VL-W00</b>	A: 185 D: 19,5 E: 18  Single-mass flywheel Volano monomassa	

## MUSSO (FJ)

<b>2.2 TD</b>	MB OM 601	2299	74 101	09.99 →	<b>KF-S00</b> (3 pcs)	A: 225 D: 24 E: 22	
<b>2.3</b>	M 111.970	2295	103 140	01.99 →	<b>KF-S07</b> (3 pcs)	A: 225 D: 24 E: 22	
<b>2.9 TD</b>	MB-OM 601 29TD	2874	88 120	01.99 →	<b>KF-S13</b> (3 pcs)  <b>KF-S14</b> (3 pcs)	A: 225 D: 24,5 E: 22  A: 225 D: 24,5 E: 22	

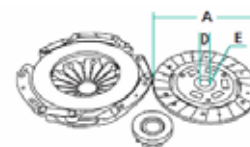
**A** = Disc diameter  
**D** = Disc centring diameter  
**E** = N. of disc teeth

**A** = Scheibendurchmesser  
**D** = Zentrierdurchmesser Scheibe  
**E** = Zähnezahl Scheibe

**A** = Diámetro disco  
**D** = Diámetro centraxe disco  
**E** = Nº dientes disco

**A** = Diamètre du disque  
**D** = Diamètre centrage du disque  
**E** = Nbre de dents du disque

**A** = Diametro disco  
**D** = Diametro centraggio disco  
**E** = Nº denti disco





		<b>CC</b>	<b>KW HP</b>			<b>KF</b> Clutch Kit/ Kit frizione <b>VL</b> Flywheel/ Volano <b>KV</b> Clutch Kit + Flywheel	<b>FR</b> Master Cylinder/ Cilindro maestro <b>CY</b> Slave Cylinder/ Cilindro secondario
---	---	-----------	------------------	---	---	---	--

## NEXIA (KLETN)

1.5	G15MF	1498	55 75	02.95 → 08.97	<b>KF-W03</b> (3 pcs)	A: 200 D: 20 E: 24	<b>CY-W00</b> <b>FR-W00</b>
1.5	G15MF	1498	52 71	02.95 → 08.97	<b>KF-W03</b> (3 pcs)	A: 200 D: 20 E: 24	<b>CY-W00</b> <b>FR-W00</b>
1.5	G15MF	1498	44 60	08.96 → 08.97	<b>KF-W03</b> (3 pcs)	A: 200 D: 20 E: 24	<b>CY-W00</b> <b>FR-W00</b>
1.5 16V	A15MF	1498	66 90	02.95 → 08.97	<b>KF-W04</b> (3 pcs)	A: 215 D: 20 E: 24	<b>CY-W00</b> <b>FR-W00</b>

## NUBIRA (KLAJ)

1.6 16V	A16DMS	1598	78 106	05.97 →	<b>KF-W11</b> (3 pcs)	A: 200 D: 20 E: 24	→VIN 803357	<b>CY-W00</b> <b>FR-W03</b> <b>FR-W04</b>	→12.98 01.99→
					<b>KF-W00</b> (3 pcs)	A: 215 D: 20 E: 24	VIN 803358→		
1.6 16V	A16DMS	1598	76 103	07.00 →	<b>KF-W00</b> (3 pcs)	A: 215 D: 20 E: 24	VIN 803358→	<b>CY-W00</b> <b>FR-W04</b>	
					<b>KF-W11</b> (3 pcs)	A: 200 D: 20 E: 24	→VIN 803357		
2.0 16V	T20SED	1998	93 126	12.00 →	<b>KF-W01</b> (3 pcs)	A: 225 D: 20 E: 24		<b>CY-W00</b> <b>FR-W03</b>	
2.0 16V	X20SED	1998	98 133	05.97 →	<b>KF-W01</b> (3 pcs)	A: 225 D: 20 E: 24		<b>CY-W00</b> <b>FR-W03</b>	

## NUBIRA (KLAN)

1.6	F16D3	1598	80 109	07.03 →	<b>KF-W00</b> (3 pcs)	A: 215 D: 20 E: 24		<b>CY-W00</b> <b>FR-W09</b>	
1.8	T18SED	1799	90 122	07.03 →	<b>KF-W27</b> (3 pcs)	A: 215 D: 20 E: 24	With Bearing Hydraulic Con Cuscinetto Idraulico	<b>CY-W00</b> <b>FR-W09</b>	

## REXTON

2.9 TD		2874	88 120	04.02 →	<b>KF-S09</b> (3 pcs)	A: 240 D: 24 E: 22	With Bearing Hydraulic Con Cuscinetto Idraulico		
--------	--	------	-----------	---------	--------------------------	--------------------------	--	--	--

## TACUMA (KLAU)

1.6	A16DMS	1598	77 105	09.00 →	<b>KF-W19</b> (3 pcs)	A: 215 D: 20,4 E: 24		<b>CY-W00</b> <b>FR-W05</b>	
					<b>KF-W22</b> (3 pcs)	A: 215 D: 20,4 E: 24			
1.6 SX		1598	66 90	08.01 → 12.04	<b>KF-W22</b> (3 pcs)	A: 215 D: 20,4 E: 24		<b>CY-W00</b> <b>FR-W05</b>	



KF Clutch Kit




VL Flywheel



KV Clutch Kit + Flywheel



FR Master Cylinder



CY Slave Cylinder

		<b>CC</b>	<b>KW HP</b>			<b>KF</b> Clutch Kit/ Kit frizione <b>VL</b> Flywheel/ Volano <b>KV</b> Clutch Kit + Flywheel	<b>FR</b> Master Cylinder/ Cilindro maestro <b>CY</b> Slave Cylinder/ Cilindro secondario
--	--	-----------	------------------	--	--	---	--

## TACUMA (KLAU)

Engine	Model	CC	KW/HP	Year	Part	Specs	Code
1.8		1761	66/90	09.00 →	<b>KF-W19</b> (3 pcs)	A: 215 D: 20,4 E: 24	<b>CY-W00</b> <b>FR-W05</b>
1.8	F18D2	1761	67/91	09.00 →	<b>KF-W19</b> (3 pcs)	A: 215 D: 20,4 E: 24	<b>CY-W00</b> <b>FR-W05</b>
1.8	A18DMS	1761	72/98	09.00 →	<b>KF-W19</b> (3 pcs)	A: 215 D: 20,4 E: 24	<b>CY-W00</b> <b>FR-W05</b>
1.8		1761	74/101	09.00 →	<b>KF-W19</b> (3 pcs)	A: 215 D: 20,4 E: 24	<b>CY-W00</b> <b>FR-W05</b>
2.0	T20SED	1998	94/128	09.00 →	<b>KF-W20</b> (3 pcs)	A: 225 D: 20 E: 24	<b>CY-W00</b> <b>FR-W05</b>
2.0	X20SED	1998	89/121	09.01 →	<b>KF-W20</b> (3 pcs)	A: 225 D: 20 E: 24	<b>CY-W00</b> <b>FR-W05</b>

## TICO (KLY3)

0.8	F8C	796	35/48	02.95 → 12.00	<b>KF-W02</b> (3 pcs)	A: 170 D: 19 E: 18	
0.8	F8CV	796	38/52	01.96 → 12.00	<b>KF-W02</b> (3 pcs)	A: 170 D: 19 E: 18	

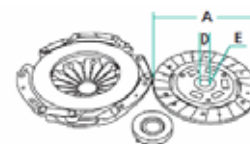
A = Disc diameter  
D = Disc centring diameter  
E = N. of disc teeth

A = Scheibendurchmesser  
D = Zentrierdurchmesser Scheibe  
E = Zahnzahl Scheibe

A = Diámetro disco  
D = Diámetro centrage disco  
E = Nº dientes disco

A = Diamètre du disque  
D = Diamètre centrage du disque  
E = Nbre de dents du disque

A = Diametro disco  
D = Diametro centraggio disco  
E = N° denti disco



		<b>CC</b>	<b>KW HP</b>			<b>KF</b> Clutch Kit/ Kit frizione <b>VL</b> Flywheel/ Volano <b>KV</b> Clutch Kit + Flywheel	<b>FR</b> Master Cylinder/ Cilindro maestro <b>CY</b> Slave Cylinder/ Cilindro secondario
---	---	-----------	------------------	---	---	---	--

## APPLAUSE I (A101, A111)

1.6 16V (A101)	HD	1590	66 90	06.89 → 07.97	<b>KF-615</b> (3 pcs)	A: 190 D: 22 E: 20	
1.6 16V (A101)	HD-E	1590	77 105	06.89 → 07.97	<b>KF-615</b> (3 pcs)	A: 190 D: 22 E: 20	→01.95 VIN 628399→
1.6 16V 4WD (A111)	HD-E	1590	77 105	06.89 → 07.97	<b>KF-615</b> (3 pcs)	A: 190 D: 22 E: 20	

## APPLAUSE II

1.6 16V	HD-E	1590	73 99	07.97 →	<b>KF-615</b> (3 pcs)	A: 190 D: 22 E: 20	
---------	------	------	----------	---------	--------------------------	--------------------------	--

## CHARADE I (G10)

1.0	CB 20	993	37 50	10.77 → 02.81	<b>KF-601</b> (3 pcs)	A: 160 D: 19 E: 18	
1.0	CB 20 CB 22	993	38 52	02.81 → 02.83	<b>KF-601</b> (3 pcs)	A: 160 D: 19 E: 18	

## CHARADE II (G11, G30)

1.0 (G11)	CB 20 CB 22	993	38 52	10.83 → 03.87	<b>KF-604</b> (3 pcs)	A: 170 D: 19 E: 18	
1.0 D (G30)	CL 10	993	27 37	10.83 → 03.87	<b>KF-604</b> (3 pcs)	A: 170 D: 19 E: 18	
1.0 TD (G30)	CL 60	993	34 46	02.85 → 03.87	<b>KF-604</b> (3 pcs)	A: 170 D: 19 E: 18	
1.0 Turbo (G11)	CB 60	993	50 68	10.83 → 03.87	<b>KF-604</b> (3 pcs)	A: 170 D: 19 E: 18	

## CHARADE III (G100, G101, G102)

1.0 (G100)	CB 23	993	38 52	03.87 → 12.92	<b>KF-609</b> (3 pcs)	A: 170 D: 21 E: 20	
1.0 (G100)	CB 90	993	41 56	04.89 → 12.92	<b>KF-909</b> (3 pcs)	A: 225 D: 25 E: 24	
1.0 D (G101)	CL 11	993	27 37	03.87 → 12.92	<b>KF-609</b> (3 pcs)	A: 170 D: 21 E: 20	
1.0 GTi (G100)	CB 80	993	74 101	03.87 → 12.92	<b>KF-628</b> (3 pcs)	A: 180 D: 22 E: 20	
1.0 TD (G101)	CL CL 61	993	35 48	03.87 → 12.92	<b>KF-609</b> (3 pcs)	A: 170 D: 21 E: 20	
1.0 Turbo (G100)	CB 61	993	50 68	03.87 → 10.90	<b>KF-609</b> (3 pcs)	A: 170 D: 21 E: 20	



KF Clutch Kit



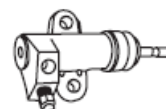
VL Flywheel



KV Clutch Kit + Flywheel



FR Master Cylinder



CY Slave Cylinder



		<b>CC</b>	<b>KW HP</b>			<b>KF</b> Clutch Kit/ Kit frizione <b>VL</b> Flywheel/ Volano <b>KV</b> Clutch Kit + Flywheel	<b>FR</b> Master Cylinder/ Cilindro maestro <b>CY</b> Slave Cylinder/ Cilindro secondario
---	---	-----------	------------------	---	---	---	--

## CHARADE III (G100, G101, G102)

1.3	HC-C	1295	56 76	09.88 → 01.92	<b>KF-627</b> (3 pcs)	A: 180 D: 22 E: 20	
1.3 i (G102)	HCE	1296	66 90	06.88 → 12.92	<b>KF-612</b> (3 pcs)	A: 180 D: 22 E: 20	
1.3 i 4WD (G102)	HCE	1296	66 90	06.88 → 01.93	<b>KF-627</b> (3 pcs)  <b>KF-629</b> (3 pcs)	A: 180 D: 22 E: 20  A: 180 D: 22 E: 20	For 16-valve Models Per Modelli a 16 valvole

## CHARADE IV (G200, G202)

1.3	HC	1296	44 60	09.96 → 11.99	<b>KF-615</b> (3 pcs)	A: 190 D: 22 E: 20	
1.3 16V	HC	1296	62 84	01.93 → 11.99	<b>KF-615</b> (3 pcs)	A: 190 D: 22 E: 20	
1.3 16V	HCE	1296	55 75	05.96 → 11.99	<b>KF-615</b> (3 pcs)	A: 190 D: 22 E: 20	
1.6 GTi	HD-E	1590	77 105	03.93 → 11.99	<b>KF-615</b> (3 pcs)	A: 190 D: 22 E: 20	

## CHARADE IV (G203)

1.5	HEE HE	1499	55 75	10.94 →	<b>KF-615</b> (3 pcs)	A: 190 D: 22 E: 20	
1.5 16V	HEE	1499	66 90	08.94 →	<b>KF-615</b> (3 pcs)	A: 190 D: 22 E: 20	

## CHARMANT (A)

1.3 (A35)	4K	1290	48 65	11.81 → 07.87	<b>KF-201</b> (3 pcs)	A: 180 D: 21,5 E: 19	<b>CY-202</b> →07.83 <b>FR-200</b> →07.83
1.6 (A45)	2T	1588	55 75	12.81 → 09.84	<b>KF-210</b> (3 pcs)	A: 190 D: 24 E: 21	<b>CY-202</b> <b>FR-200</b>
1.6 (A60)	4A	1587	61 83	08.83 → 07.87	<b>KF-630</b> (3 pcs)	A: 200 D: 24 E: 21	<b>CY-202</b> <b>FR-200</b>
1.6 (A60)	4A	1587	60 82	05.86 → 07.87	<b>KF-630</b> (3 pcs)	A: 200 D: 24 E: 21	<b>CY-202</b> <b>FR-200</b>
1.6 (A60)	4A	1588	57 78	09.85 → 07.87	<b>KF-630</b> (3 pcs)	A: 200 D: 24 E: 21	<b>CY-202</b> <b>FR-200</b>

## COPEN

1.3	K3-VE	1298	64 87	03.06 →	<b>KF-624</b> (3 pcs)	A: 180 D: 22 E: 20	
-----	-------	------	----------	---------	--------------------------	--------------------------	--

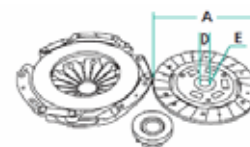
A = Disc diameter  
D = Disc centring diameter  
E = N. of disc teeth

A = Scheibendurchmesser  
D = Zentrierdurchmesser Scheibe  
E = Zahnzahl Scheibe

A = Diámetro disco  
D = Diámetro centraxe disco  
E = Nº dientes disco

A = Diamètre du disque  
D = Diamètre centrage du disque  
E = Nbre de dents du disque

A = Diametro disco  
D = Diametro centraggio disco  
E = Nº denti disco



		<b>CC</b>	<b>KW HP</b>			<b>KF</b> Clutch Kit/ Kit frizione <b>VL</b> Flywheel/ Volano <b>KV</b> Clutch Kit + Flywheel	<b>FR</b> Master Cylinder/ Cilindro maestro <b>CY</b> Slave Cylinder/ Cilindro secondario
---	---	-----------	------------------	---	---	---	--

## CUORE

1.0	1KR-FE	998	51 70	04.07 →	<b>KF-623</b> (3 pcs)	A: 180 D: 22 E: 20	
-----	--------	-----	----------	---------	--------------------------	--------------------------	--

## CUORE I (L55, L60)

0.5 (L55)	AB 30	547	20 27	10.80 → 09.85	<b>KF-602</b> (3 pcs)	A: 150 D: 19 E: 18	
-----------	-------	-----	----------	---------------	--------------------------	--------------------------	--

0.6 (L60)	AD 10	617	22 30	08.82 → 09.85	<b>KF-603</b> (3 pcs)	A: 160 D: 20 E: 18	
-----------	-------	-----	----------	---------------	--------------------------	--------------------------	--

## CUORE II (L80, L81)

0.8 (L80)	ED 10	847	32 44	09.85 → 06.90	<b>KF-614</b> (3 pcs)	A: 160 D: 20 E: 18	
-----------	-------	-----	----------	---------------	--------------------------	--------------------------	--

0.8 (L80)	ED 10	847	29 39	11.89 → 12.90	<b>KF-614</b> (3 pcs)	A: 160 D: 20 E: 18	
-----------	-------	-----	----------	---------------	--------------------------	--------------------------	--

## CUORE III (L201)

0.8	ED 10 K	847	30 41	10.90 → 12.94	<b>KF-632</b> (3 pcs)	A: 160 D: 19 E: 18	
-----	---------	-----	----------	---------------	--------------------------	--------------------------	--

## CUORE IV (L501)

0.8	ED 20	847	32 43	01.95 → 11.96	<b>KF-633</b> (3 pcs)	A: 170 D: 20 E: 18	
-----	-------	-----	----------	---------------	--------------------------	--------------------------	--

## CUORE V (L5)

0.8	ED 20	847	31 42	11.96 → 10.98	<b>KF-633</b> (3 pcs)	A: 170 D: 20 E: 18	
-----	-------	-----	----------	---------------	--------------------------	--------------------------	--

## CUORE VI

1.0 i (L701)	EJDE	989	41 56	10.98 → 05.03	<b>KF-626</b> (3 pcs)	A: 170 D: 22 E: 20	
--------------	------	-----	----------	---------------	--------------------------	--------------------------	--

## CUORE VII

1.0	EJ-VE	989	43 58	05.03 →	<b>KF-626</b> (3 pcs)	A: 170 D: 22 E: 20	
-----	-------	-----	----------	---------	--------------------------	--------------------------	--

## FEROZA (F300)

1.6 16V	HDC	1590	63 86	10.88 →	<b>KF-636</b> (3 pcs)  <b>KF-636X</b> <b>KF-613</b> (3 pcs)  <b>KF-613X</b>	A: 200 D: 22 E: 20	06.93 →
---------	-----	------	----------	---------	--	--------------------------	---------



KF Clutch Kit




VL Flywheel



KV Clutch Kit + Flywheel



FR Master Cylinder



CY Slave Cylinder

		<b>CC</b>	<b>KW HP</b>			<b>KF</b> Clutch Kit/ Kit frizione <b>VL</b> Flywheel/ Volano <b>KV</b> Clutch Kit + Flywheel	<b>FR</b> Master Cylinder/ Cilindro maestro <b>CY</b> Slave Cylinder/ Cilindro secondario
--	--	-----------	------------------	--	--	---	--

## FEROZA (F300)

1.6 i 16V	HD-E	1590	70 95	10.88 →	<b>KF-613</b> (3 pcs)  <b>KF-613X</b> <b>KF-636</b> (3 pcs)  <b>KF-636X</b>	A: 200 D: 22 E: 20  A: 200 D: 22 E: 20	06.93 →
-----------	------	------	----------	---------	--	--	---------

## GRAN MOVE (G3)

1.5 16V (G303)	HEEG	1499	66 90	10.96 → 07.98	<b>KF-615</b> (3 pcs)	A: 190 D: 22 E: 20	
1.6 16V (G301)	HDEP	1590	67 91	05.98 →	<b>KF-615</b> (3 pcs)	A: 190 D: 22 E: 20	

## HIJET I

0.8	CD	843	29 39	06.86 → 12.89	<b>KF-605</b> (3 pcs)	A: 170 D: 19 E: 18	
1.0	CB	993	33 45	06.86 → 12.89	<b>KF-605</b> (3 pcs)	A: 170 D: 19 E: 18	
1.0 4x4	CB 10	993	33 45	07.86 → 10.90	<b>KF-605</b> (3 pcs)	A: 170 D: 19 E: 18	

## HIJET II (S85)

1.0	CB41	993	33 45	12.92 → 05.98	<b>KF-641</b> (3 pcs)	A: 180 D: 20 E: 18	
1.0 i	CB42	993	35 48	07.94 → 05.98	<b>KF-698</b> (3 pcs)	A: 180 D: 20 E: 18	
1.3 i 16V	HCE	1295	48 65	05.98 →	<b>KF-620</b> (3 pcs)	A: 190 D: 22 E: 20	

## MATERIA

1.3	K3-VE	1298	67 91	10.06 →	<b>KF-631</b> (3 pcs)	A: 190 D: 22 E: 20	
1.5	3-SZVE	1495	76 103	10.06 →	<b>KF-621</b> (3 pcs)	A: 190 D: 22 E: 20	
1.5 ECO 4WD		1495	76 103	10.06 →	<b>KF-621</b> (3 pcs)	A: 190 D: 22 E: 20	

## MOVE (L6, L9)

0.8	ED 20	847	31 42	10.96 →	<b>KF-638</b> (3 pcs)	A: 170 D: 20 E: 18	
1.0 i	EJDE	989	41 55	10.98 →	<b>KF-626</b> (3 pcs)	A: 170 D: 22 E: 20	

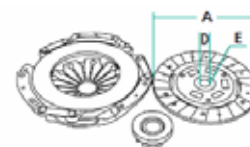
A = Disc diameter  
 D = Disc centring diameter  
 E = N. of disc teeth

A = Scheibendurchmesser  
 D = Zentrierdurchmesser Scheibe  
 E = Zahnzahl Scheibe

A = Diámetro disco  
 D = Diámetro centraje disco  
 E = N° dientes disco

A = Diamètre du disque  
 D = Diamètre centrage du disque  
 E = Nbre de dents du disque

A = Diametro disco  
 D = Diametro centraggio disco  
 E = N° denti disco





		<b>CC</b>	<b>KW HP</b>			<b>KF</b> Clutch Kit/ Kit frizione <b>VL</b> Flywheel/ Volano <b>KV</b> Clutch Kit + Flywheel	<b>FR</b> Master Cylinder/ Cilindro maestro <b>CY</b> Slave Cylinder/ Cilindro secondario
---	---	-----------	------------------	---	---	---	--

## ROCKY (F7, F8)

<b>2.0</b>	3Y	1998	65 88	02.85 → 04.93	<b>KF-600</b> (3 pcs)	A: 235 D: 29 E: 21	
<b>2.2</b>		2200		01.92 → 12.93	<b>KF-639</b> (3 pcs)	A: 235 D: 29 E: 21	
<b>2.8 D</b>	DL	2765	54 73	02.85 →	<b>KF-608</b> (3 pcs)	A: 240 D: 29 E: 21	
					<b>KF-608X</b>		
<b>2.8 TD</b>	DL 52	2765	75 102	09.91 →	<b>KF-608</b> (3 pcs)	A: 240 D: 29 E: 21	
					<b>KF-608X</b>		
<b>2.8 TD</b>	DL 52 DLT-C	2765	72 98	05.93 →	<b>KF-608</b> (3 pcs)	A: 240 D: 29 E: 21	
					<b>KF-608X</b>		
<b>2.8 TD</b>	DL 51	2765	67 91	12.87 → 04.93	<b>KF-608</b> (3 pcs)	A: 240 D: 29 E: 21	
					<b>KF-608X</b>		

## SIRION

<b>1.0</b>	1KR-FE	998	51 70	01.05 →	<b>KF-626</b> (3 pcs)	A: 170 D: 22 E: 20	
					<b>KF-623</b> (3 pcs)	A: 180 D: 22 E: 20	
<b>1.3</b>	K3-VE	1298	64 87	01.05 →	<b>KF-631</b> (3 pcs)	A: 190 D: 22 E: 20	
<b>1.3</b>	K3-VE	1298	67 91	03.08 →	<b>KF-631</b> (3 pcs)	A: 190 D: 22 E: 20	
<b>1.3 4WD</b>		1298	64 87	04.05 →	<b>KF-631</b> (3 pcs)	A: 190 D: 22 E: 20	
<b>1.3 4WD</b>	K3-VE	1298	67 91	03.08 →	<b>KF-631</b> (3 pcs)	A: 190 D: 22 E: 20	
<b>1.5</b>	3-SZVE	1495	76 103	03.08 →	<b>KF-631</b> (3 pcs)	A: 190 D: 22 E: 20	

## SIRION (M1)

<b>1.0</b>	EJDE	989	40 54	04.98 → 10.00	<b>KF-626</b> (3 pcs)	A: 170 D: 22 E: 20	
<b>1.0 i</b>	EJ-VE	989	43 58	09.00 → 01.05	<b>KF-626</b> (3 pcs)	A: 170 D: 22 E: 20	
<b>1.0 i (M100)</b>	EJDE	989	41 56	04.98 → 09.00	<b>KF-626</b> (3 pcs)	A: 170 D: 22 E: 20	



KF Clutch Kit




VL Flywheel



KV Clutch Kit + Flywheel



FR Master Cylinder



CY Slave Cylinder

# DAIHATSU

		<b>CC</b>	<b>KW HP</b>			<b>KF</b> Clutch Kit/ Kit frizione <b>VL</b> Flywheel/ Volano <b>KV</b> Clutch Kit + Flywheel	<b>FR</b> Master Cylinder/ Cilindro maestro <b>CY</b> Slave Cylinder/ Cilindro secondario
---	---	-----------	------------------	---	---	---	--

## SIRION (M1)

1.0 i 4WD	EJDE	989	41 56	04.99 → 09.00	<b>KF-626</b> (3 pcs)	A: 170 D: 22 E: 20	
1.3 DVVT 16V	K3-VE	1298	75 102	02.01 → 04.05	<b>KF-631</b> (3 pcs)	A: 190 D: 22 E: 20	
1.3 Sport	K3-VE2	1298	75 102	08.00 → 01.05	<b>KF-640</b> (3 pcs)	A: 190 D: 22 E: 20	
1.3 Sport 4WD	K3-VE2	1298	75 102	08.00 → 01.05	<b>KF-640</b> (3 pcs)	A: 190 D: 22 E: 20	

## SPARCAR/BUS WIDE

0.55		550	20	01.80 → 12.86	<b>KF-616</b> (3 pcs)	A: 160 D: 20 E: 18	
0.8	CD	843	29 39	09.83 → 05.86	<b>KF-605</b> (3 pcs)	A: 170 D: 19 E: 18	
1.0	CB	993	33 45	09.83 → 05.86	<b>KF-605</b> (3 pcs)	A: 170 D: 19 E: 18	

## TAFT

1.6 D 4x4 (F20, F25)	12R	1587	49 67	09.76 → 02.85	<b>KF-216</b> (3 pcs)	A: 210 D: 29 E: 21	
2.5 D 4x4 (F50, F55)	DG	2530	45 61	08.78 → 08.82	<b>KF-608</b> (3 pcs) <b>KF-608X</b>	A: 240 D: 29 E: 21	
2.8 D 4x4 (F60, F65)	DL	2765	51 69	08.82 → 02.85	<b>KF-608</b> (3 pcs) <b>KF-608X</b>	A: 240 D: 29 E: 21	

## TERIOS

1.3 DVVT 4x4		1298	63 86	11.05 →	<b>KF-649</b> (3 pcs)	A: 190 D: 22 E: 20	<b>CY-249</b>
1.5	3-SZVE	1495	77 105	11.05 →	<b>KF-619</b> (3 pcs)	A: 200 D: 22 E: 20	

## TERIOS (J1)

1.3	K3-VE	1298	63 86	09.01 → 10.05	<b>KF-649</b> (3 pcs)	A: 190 D: 22 E: 20	
1.3 4WD	K3-VE	1298	63 86	10.00 → 10.05	<b>KF-649</b> (3 pcs)	A: 190 D: 22 E: 20	
1.3 4WD	HE-EJ	1296	61 83	10.97 → 10.00	<b>KF-625</b> (3 pcs)	A: 190 D: 22 E: 20	

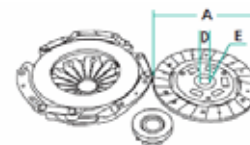
A = Disc diameter  
D = Disc centring diameter  
E = N. of disc teeth

A = Scheibendurchmesser  
D = Zentrierdurchmesser Scheibe  
E = Zahnzahl Scheibe

A = Diámetro disco  
D = Diámetro centraje disco  
E = Nº dientes disco

A = Diamètre du disque  
D = Diamètre centrage du disque  
E = Nbre de dents du disque

A = Diametro disco  
D = Diametro centraggio disco  
E = Nº denti disco



		<b>CC</b>	<b>KW HP</b>			<b>KF</b> Clutch Kit/ Kit frizione <b>VL</b> Flywheel/ Volano <b>KV</b> Clutch Kit + Flywheel	<b>FR</b> Master Cylinder/ Cilindro maestro <b>CY</b> Slave Cylinder/ Cilindro secondario
---	---	-----------	------------------	---	---	---	--

## TERIOS (J1)

1.5 4WD	3-SZVE	1495	77 105	05.06 →	<b>KF-619</b> (3 pcs)	A: 200 D: 22 E: 20	<b>CY-249</b>
---------	--------	------	-----------	---------	--------------------------	--------------------------	---------------

## TREVIS

1.0	EJ-VE	989	43 58	06.06 →	<b>KF-626</b> (3 pcs)	A: 170 D: 22 E: 20	
-----	-------	-----	----------	---------	--------------------------	--------------------------	--

## WILDCAT/ROCKY (F70)

2.8 D	DL	2765	54 73	02.85 → 03.87	<b>KF-608</b> (3 pcs)	A: 240 D: 29 E: 21	
					<b>KF-608X</b>		
2.8 TD	DL 50	2765	65 88	09.85 → 04.87	<b>KF-608</b> (3 pcs)	A: 240 D: 29 E: 21	
					<b>KF-608X</b>		

## WILDCAT/ROCKY (F75)

2.8 D	DL	2765	54 73	02.85 → 03.87	<b>KF-608</b> (3 pcs)	A: 240 D: 29 E: 21	
					<b>KF-608X</b>		
2.8 TD	DL 50	2765	65 88	09.85 → 04.87	<b>KF-608</b> (3 pcs)	A: 240 D: 29 E: 21	
					<b>KF-608X</b>		

## YRV (M2)

1.0	EJ-VE	989	43 58	02.01 →	<b>KF-626</b> (3 pcs)	A: 170 D: 22 E: 20	
1.3	K3-VE	1298	64 87	02.01 →	<b>KF-631</b> (3 pcs)	A: 190 D: 22 E: 20	
1.3 4WD	K3-VE	1298	64 87	02.01 →	<b>KF-631</b> (3 pcs)	A: 190 D: 22 E: 20	
1.3 GTi	K3-VET	1298	95 129	07.02 →	<b>KF-631</b> (3 pcs)	A: 190 D: 22 E: 20	



KF Clutch Kit




VL Flywheel



KV Clutch Kit + Flywheel



FR Master Cylinder



CY Slave Cylinder



# DODGE

		<b>CC</b>	<b>KW HP</b>			<b>KF</b> Clutch Kit/ Kit frizione <b>VL</b> Flywheel/ Volano <b>KV</b> Clutch Kit + Flywheel	<b>FR</b> Master Cylinder/ Cilindro maestro <b>CY</b> Slave Cylinder/ Cilindro secondario
--	--	-----------	------------------	--	--	---	--

## AVENGER

<b>2.0 CRD</b>	ECD	1968	103 140	06.07 →	<b>KF-916</b> (3 pcs)	<b>A:</b> 240 <b>D:</b> 24 <b>E:</b> 23	With Bearing Hydraulic Con Cuscinetto Idraulico
----------------	-----	------	------------	---------	--------------------------	---	--

## CALIBER

<b>2.0 CRD</b>	ECD ECE	1968	103 140	06.06 →	<b>KF-916</b> (3 pcs)	<b>A:</b> 240 <b>D:</b> 24 <b>E:</b> 23	With Bearing Hydraulic Con Cuscinetto Idraulico
----------------	------------	------	------------	---------	--------------------------	---	--

## JOURNEY

<b>2.0 CRD</b>	ECE	1968	103 140	06.08 →	<b>KF-916</b> (3 pcs)	<b>A:</b> 240 <b>D:</b> 24 <b>E:</b> 23	With Bearing Hydraulic Con Cuscinetto Idraulico
----------------	-----	------	------------	---------	--------------------------	---	--

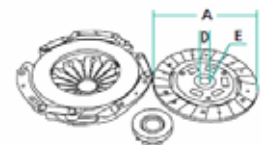
A = Disc diameter  
D = Disc centring diameter  
E = N. of disc teeth

A = Scheibendurchmesser  
D = Zentrierdurchmesser Scheibe  
E = Zähnezahl Scheibe

A = Diámetro disco  
D = Diámetro centrage disco  
E = Nº dientes disco

A = Diamètre du disque  
D = Diamètre centrage du disque  
E = Nbre de dents du disque

A = Diametro disco  
D = Diametro centraggio disco  
E = Nº denti disco



		<b>CC</b>	<b>KW HP</b>			<b>KF</b> Clutch Kit/ Kit frizione <b>VL</b> Flywheel/ Volano <b>KV</b> Clutch Kit + Flywheel	<b>FR</b> Master Cylinder/ Cilindro maestro <b>CY</b> Slave Cylinder/ Cilindro secondario
--	--	-----------	------------------	--	--	---	--

## DR1

<b>1.3 Ecopower</b>	SQR473	1297	61 83	10.09 →	<b>KF-021</b> (3 pcs)	A: 195 D: 22 E: 20	
---------------------	--------	------	----------	---------	--------------------------	--------------------------	--

## DR2

<b>1.3</b>	SQR473	0	0 83	06.10 →	<b>KF-021</b> (3 pcs)	A: 195 D: 22 E: 20	
------------	--------	---	---------	---------	--------------------------	--------------------------	--

## DR5

<b>1.6</b>		1597	75 102	06.07 →	<b>KF-020</b> (3 pcs)	A: 225 D: 23 E: 20	<b>CY-006</b> <b>FR-006</b>
<b>1.9 D</b>		1910	88 120	06.07 →	<b>KF-022</b>	A: 225 D: 23 E: 20	<b>CY-006</b> <b>FR-006</b>



KF Clutch Kit




VL Flywheel



KV Clutch Kit + Flywheel



FR Master Cylinder



CY Slave Cylinder

		<b>CC</b>	<b>KW HP</b>			<b>KF</b> Clutch Kit/ Kit frizione <b>VL</b> Flywheel/ Volano <b>KV</b> Clutch Kit + Flywheel	<b>FR</b> Master Cylinder/ Cilindro maestro <b>CY</b> Slave Cylinder/ Cilindro secondario
--	--	-----------	------------------	--	--	---	--

## SEDICI

Engine	Model	CC	KW HP	Year	Part Code	Specs	Description
1.6 16V 4x4	M16A	1586	79 107	06.06 →	<b>KF-835</b> (3 pcs)	A: 200 D: 22 E: 20	With Bearing Hydraulic Con Cuscinetto Idrraulico
1.9 D Multijet	D19AA	1910	88 120	06.06 →	<b>KF-836</b> (3 pcs)  <b>KV-801</b> <b>VL-801</b>	A: 235 D: 23 E: 20	With Bearing Hydraulic Con Cuscinetto Idrraulico  Dual-mass flywheel Volano bimassa

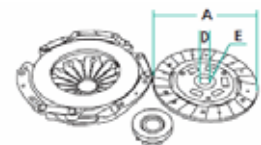
A = Disc diameter  
D = Disc centring diameter  
E = N. of disc teeth

A = Scheibendurchmesser  
D = Zentrierdurchmesser Scheibe  
E = Zähnezahl Scheibe

A = Diámetro disco  
D = Diámetro centrage disco  
E = N° dientes disco

A = Diamètre du disque  
D = Diamètre centrage du disque  
E = Nbre de dents du disque

A = Diametro disco  
D = Diametro centraggio disco  
E = N° denti disco



		<b>CC</b>	<b>KW HP</b>			<b>KF</b> Clutch Kit/ Kit frizione <b>VL</b> Flywheel/ Volano <b>KV</b> Clutch Kit + Flywheel	<b>FR</b> Master Cylinder/ Cilindro maestro <b>CY</b> Slave Cylinder/ Cilindro secondario
---	---	-----------	------------------	---	---	---	--

## GASOLONE

<b>35 2.5 D</b>		2476	59		<b>KF-H49</b> (3 pcs) <b>KF-K26</b> (3 pcs)	A: 225 D: 26 E: 23 A: 240 D: 26 E: 23	
<b>35D11S</b>			81	10.07 →	<b>KF-H51</b> (3 pcs)	A: 240 D: 22 E: 20	<b>CY-H10</b>
<b>FD29</b>			65	10.07 →	<b>KF-H51</b> (3 pcs)	A: 240 D: 22 E: 20	<b>CY-H10</b>



KF Clutch Kit




VL Flywheel



KV Clutch Kit + Flywheel



FR Master Cylinder



CY Slave Cylinder



# GONOW

		<b>CC</b>	<b>KW HP</b>			<b>KF</b> Clutch Kit/ Kit frizione <b>VL</b> Flywheel/ Volano <b>KV</b> Clutch Kit + Flywheel	<b>FR</b> Master Cylinder/ Cilindro maestro <b>CY</b> Slave Cylinder/ Cilindro secondario
--	--	-----------	------------------	--	--	---	--

## GA200 PICK UP

2.0 4X4		1997	93 125	01.10 →	<b>KF-510</b> (3 pcs)  <b>KF-510X</b>	A: 225 D: 26 E: 23	FR-008
---------	--	------	-----------	---------	--	--------------------------	--------

## GX6 OFF ROAD

2.0 4X4		1997	93 126	01.10 →	<b>KF-510</b> (3 pcs)  <b>KF-510X</b>	A: 225 D: 26 E: 23	FR-008
---------	--	------	-----------	---------	--	--------------------------	--------

## TROY

1.9 TD 4X4		1930	81 110	05.06 →	<b>KF-018</b> (3 pcs)	A: 225 D: 23 E: 20	
2.0 16V		1997	93 126	05.06 →	<b>KF-510</b> (3 pcs)  <b>KF-510X</b>	A: 225 D: 26 E: 23	FR-008

## VICTORY

1.9 TD 4X4		1929	81 110	05.06 →	<b>KF-018</b> (3 pcs)	A: 225 D: 23 E: 20	
2.0 16V		1997	93 126	05.06 →	<b>KF-510</b> (3 pcs)  <b>KF-510X</b>	A: 225 D: 26 E: 23	FR-008

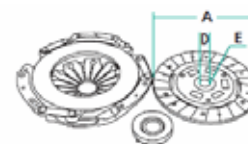
A = Disc diameter  
 D = Disc centring diameter  
 E = N. of disc teeth

A = Scheibendurchmesser  
 D = Zentrierdurchmesser Scheibe  
 E = Zähnezahl Scheibe

A = Diámetro disco  
 D = Diámetro centrage disco  
 E = Nº dientes disco

A = Diamètre du disque  
 D = Diamètre centrage du disque  
 E = Nbre de dents du disque

A = Diametro disco  
 D = Diametro centraggio disco  
 E = N° denti disco



		<b>CC</b>	<b>KW HP</b>			<b>KF</b> Clutch Kit/ Kit frizione <b>VL</b> Flywheel/ Volano <b>KV</b> Clutch Kit + Flywheel	<b>FR</b> Master Cylinder/ Cilindro maestro <b>CY</b> Slave Cylinder/ Cilindro secondario
---	---	-----------	------------------	---	---	---	--

## HOVER

<b>CUV 2.4</b>		2351	93 126	01.07 →	<b>KF-510</b> (3 pcs) <b>KF-510X</b>	<b>A:</b> 225 <b>D:</b> 26 <b>E:</b> 23	<b>CY-007</b> <b>FR-007</b>
----------------	--	------	-----------	---------	--	---	--------------------------------

## STEED

<b>2.4</b>		2378	93 126	01.10 →	<b>KF-510</b> (3 pcs) <b>KF-510X</b>	<b>A:</b> 225 <b>D:</b> 26 <b>E:</b> 23	<b>CY-007</b> <b>FR-007</b>
------------	--	------	-----------	---------	--	---	--------------------------------



KF Clutch Kit



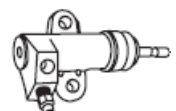
VL Flywheel



KV Clutch Kit + Flywheel



FR Master Cylinder



CY Slave Cylinder

		<b>CC</b>	<b>KW HP</b>			<b>KF</b> Clutch Kit/ Kit frizione <b>VL</b> Flywheel/ Volano <b>KV</b> Clutch Kit + Flywheel	<b>FR</b> Master Cylinder/ Cilindro maestro <b>CY</b> Slave Cylinder/ Cilindro secondario
--	--	-----------	------------------	--	--	---	--

## ACCORD I (SJ, SY)

<b>1.6 L/EX (SY)</b>	EL EG	1602	59 80	01.78 → 09.83	<b>KF-406</b> (3 pcs)  <b>KF-407</b> (3 pcs)	<b>A:</b> 200 <b>D:</b> 22 <b>E:</b> 21  <b>A:</b> 200 <b>D:</b> 22 <b>E:</b> 21	→10.81  11.81→	<b>CY-400</b> <b>FR-400</b>
----------------------	----------	------	----------	---------------	--	--	----------------------	--------------------------------

## ACCORD II (AC, AD)

<b>1.6 EX (AC)</b>	EZ	1598	65 88	09.83 → 10.85	<b>KF-405</b> (3 pcs)	<b>A:</b> 200 <b>D:</b> 22 <b>E:</b> 21		
<b>1.8 EX (AD)</b>	ET1	1829	74 101	09.83 → 10.85	<b>KF-405</b> (3 pcs)	<b>A:</b> 200 <b>D:</b> 22 <b>E:</b> 21		

## ACCORD III (CA4, CA5)

<b>1.6 L (CA4)</b>		1598	65 88	11.85 → 12.89	<b>KF-405</b> (3 pcs)  <b>KF-423</b> (3 pcs)	<b>A:</b> 200 <b>D:</b> 22 <b>E:</b> 21  <b>A:</b> 200 <b>D:</b> 22 <b>E:</b> 21	→12.88  01.89→	
<b>2.0 EX</b>	A20A1	1955	75 102	10.87 → 12.89	<b>KF-417</b> (3 pcs)  <b>KF-413</b> (3 pcs)	<b>A:</b> 210 <b>D:</b> 22 <b>E:</b> 21  <b>A:</b> 210 <b>D:</b> 22 <b>E:</b> 21	01.89→	
<b>2.0 EX (CA5)</b>	A20A2	1955	78 106	11.85 → 05.89	<b>KF-413</b> (3 pcs)	<b>A:</b> 210 <b>D:</b> 22 <b>E:</b> 21		
<b>2.0 EX (CA5)</b>	A20A1	1955	76 103	10.87 → 12.89	<b>KF-413</b> (3 pcs)  <b>KF-417</b> (3 pcs)	<b>A:</b> 210 <b>D:</b> 22 <b>E:</b> 21  <b>A:</b> 210 <b>D:</b> 22 <b>E:</b> 21	01.89→	
<b>2.0 EXi (CA5)</b>	A20A4	1955	90 122	11.85 → 12.87	<b>KF-413</b> (3 pcs)	<b>A:</b> 210 <b>D:</b> 22 <b>E:</b> 21		
<b>2.0 EXi (CA5)</b>	A20A3	1955	85 116	10.87 → 12.89	<b>KF-413</b> (3 pcs)	<b>A:</b> 210 <b>D:</b> 22 <b>E:</b> 21		

## ACCORD IV (CB3, CB7)

<b>1.8</b>		1829	77 105	01.90 → 12.91	<b>KF-446</b> (3 pcs)  <b>KF-422</b> (3 pcs)	<b>A:</b> 210 <b>D:</b> 26 <b>E:</b> 24  <b>A:</b> 225 <b>D:</b> 26 <b>E:</b> 24		
<b>2.0 16V (CB3)</b>	F20A6	1997	66 90	01.90 → 03.93	<b>KF-422</b> (3 pcs)	<b>A:</b> 225 <b>D:</b> 26 <b>E:</b> 24		<b>CY-402</b> <b>FR-402</b>
<b>2.0 16V (CB7)</b>	F20A2 F20A3	1997	81 110	01.90 → 03.93	<b>KF-422</b> (3 pcs)	<b>A:</b> 225 <b>D:</b> 26 <b>E:</b> 24		<b>CY-402</b> <b>FR-402</b>

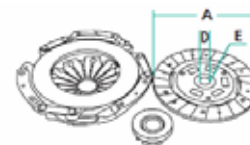
**A** = Disc diameter  
**D** = Disc centring diameter  
**E** = N. of disc teeth

**A** = Scheibendurchmesser  
**D** = Zentrierdurchmesser Scheibe  
**E** = Zahnzahl Scheibe

**A** = Diámetro disco  
**D** = Diámetro centraje disco  
**E** = Nº dientes disco

**A** = Diamètre du disque  
**D** = Diamètre centrage du disque  
**E** = Nbre de dents du disque

**A** = Diametro disco  
**D** = Diametro centraggio disco  
**E** = Nº denti disco



		<b>CC</b>	<b>KW HP</b>			<b>KF</b> Clutch Kit/ Kit frizione <b>VL</b> Flywheel/ Volano <b>KV</b> Clutch Kit + Flywheel	<b>FR</b> Master Cylinder/ Cilindro maestro <b>CY</b> Slave Cylinder/ Cilindro secondario
---	---	-----------	------------------	---	---	---	--

## ACCORD IV (CB3, CB7)

<b>2.0 i 16V (CB3)</b>	F20A4 F20A8	1997	98 133	01.90 → 03.93	<b>KF-422</b> (3 pcs)	A: 225 D: 26 E: 24	<b>CY-402</b> <b>FR-402</b>
<b>2.2 i 16V (CB7)</b>	F22A3	2156	110 150	01.90 → 03.93	<b>KF-422</b> (3 pcs)	A: 225 D: 26 E: 24	<b>CY-402</b> <b>FR-402</b>
<b>2.2 i 16V Automatic (CB7)</b>	F22A3	2156	108 147	01.90 → 03.93	<b>KF-422</b> (3 pcs)	A: 225 D: 26 E: 24	<b>CY-402</b> <b>FR-402</b>

## ACCORD IV (CB8, CC)

<b>2.0 i 16V (CC9)</b>	F20Z3	1997	98 133	03.93 → 12.93	<b>KF-422</b> (3 pcs)	A: 225 D: 26 E: 24	<b>CY-402</b> <b>FR-402</b>
<b>2.2 i 16V (CB8)</b>	F22A8	2156	108 147	01.91 → 12.93	<b>KF-422</b> (3 pcs)	A: 225 D: 26 E: 24	<b>CY-402</b> <b>FR-402</b>
<b>2.2 i 16V (CB8)</b>	F22A7	2156	110 150	01.91 → 12.93	<b>KF-422</b> (3 pcs)	A: 225 D: 26 E: 24	<b>CY-402</b> <b>FR-402</b>

## ACCORD IX

<b>2.0</b>	R20A3	1997	115 156	07.08 →	<b>KF-421</b> (3 pcs)	A: 220 D: 26 E: 24	
<b>2.2 i-DTEC</b>	N22B1	2199	110 150	07.08 →	<b>KF-419</b> (3 pcs)	A: 240 D: 26 E: 24	
<b>2.4</b>	K24Z3	2354	148 201	07.08 →	<b>KF-442</b> (3 pcs)	A: 220 D: 26 E: 24	

## ACCORD V (CC7)

<b>2.0 i</b>	F20Z2	1997	85 116	03.93 → 01.96	<b>KF-422</b> (3 pcs)	A: 225 D: 26 E: 24	<b>CY-402</b> <b>FR-402</b>
<b>2.0 i S</b>	F20Z1	1997	96 131	03.93 → 01.96	<b>KF-422</b> (3 pcs)	A: 225 D: 26 E: 24	<b>CY-402</b> <b>FR-402</b>
<b>2.3 i SR</b>	H23A3	2259	116 158	03.93 → 01.96	<b>KF-422</b> (3 pcs)	A: 225 D: 26 E: 24	<b>CY-402</b> <b>FR-402</b>

## ACCORD V (CD7, CD9)

<b>2.0 (DC9)</b>	F20B3	1997	100 136	09.93 → 12.97	<b>KF-422</b> (3 pcs)	A: 225 D: 26 E: 24	<b>CY-402</b> <b>FR-402</b>
<b>2.2 i ES</b>	F22B5	2156	110 150	09.93 → 02.98	<b>KF-422</b> (3 pcs)	A: 225 D: 26 E: 24	<b>CY-402</b> <b>FR-402</b>

## ACCORD V (CE)

<b>2.0 i LS 16V (CE2)</b>	F20B3	1997	100 136	09.93 → 02.98	<b>KF-422</b> (3 pcs)	A: 225 D: 26 E: 24	<b>CY-402</b> <b>FR-402</b>
<b>2.2 i ES (CE1)</b>	F22B5	2156	110 150	09.93 → 02.98	<b>KF-422</b> (3 pcs)	A: 225 D: 26 E: 24	<b>CY-402</b> <b>FR-402</b>



KF Clutch Kit



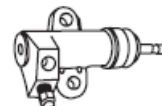
VL Flywheel



KV Clutch Kit + Flywheel



FR Master Cylinder



CY Slave Cylinder



		<b>CC</b>	<b>KW HP</b>			<b>KF</b> Clutch Kit/ Kit frizione <b>VL</b> Flywheel/ Volano <b>KV</b> Clutch Kit + Flywheel	<b>FR</b> Master Cylinder/ Cilindro maestro <b>CY</b> Slave Cylinder/ Cilindro secondario
--	--	-----------	------------------	--	--	---	--

## ACCORD VI (CE, CF)

1.9 i (CE7)	F18A3	1850	85 116	02.96 → 10.98	<b>KF-422</b> (3 pcs)	A: 225 D: 26 E: 24	<b>CY-402</b> <b>FR-402</b>
2.0 i LS (CE8)	F20Z1	1997	96 131	02.96 → 10.98	<b>KF-422</b> (3 pcs)	A: 225 D: 26 E: 24	<b>CY-402</b> <b>FR-402</b>
2.0 TDi (CF1)	20T2N	1994	77 105	04.96 → 10.98	<b>KF-459</b> (3 pcs)	A: 225 D: 25 E: 24	<b>CY-402</b> <b>FR-402</b>
2.2 i VTEC (CE9)	F22Z2	2156	110 150	02.96 → 10.98	<b>KF-422</b> (3 pcs)	A: 225 D: 26 E: 24	<b>CY-402</b> <b>FR-402</b>

## ACCORD VII (CG)

1.6 i	D16B6	1590	85 116	10.98 → 12.02	<b>KF-431</b> (3 pcs)	A: 210 D: 22 E: 20	<b>FR-417</b>
1.8 i	F18B2	1850	100 136	10.98 → 12.02	<b>KF-422</b> (3 pcs)	A: 225 D: 26 E: 24	<b>FR-417</b>
2.0 i	F20B6	1997	108 147	10.98 → 01.01	<b>KF-422</b> (3 pcs)	A: 225 D: 26 E: 24	<b>FR-417</b>
2.0 i 16V	F20B5 F20B7	1997	108 147	02.98 → 06.03	<b>KF-422</b> (3 pcs)	A: 225 D: 26 E: 24	<b>CY-402</b> <b>FR-417</b>
2.0 Turbo DI	20T2N	1994	77 105	02.99 → 12.02	<b>KF-459</b> (3 pcs)	A: 225 D: 25 E: 24	

## ACCORD VII (CH)

2.0 (CH7)	F20B6	1997	108 147	12.99 → 12.02	<b>KF-422</b> (3 pcs)	A: 225 D: 26 E: 24	<b>FR-417</b>
2.0 TDi	20T2N	1994	77 105	12.99 → 10.00	<b>KF-459</b> (3 pcs)	A: 225 D: 25 E: 24	

## ACCORD VIII

2.0 (CL7)	K20A6	1998	114 155	02.03 →	<b>KF-458</b> (3 pcs)	A: 220 D: 26 E: 24	<b>CY-411</b> <b>FR-403</b>
2.2 i-CTDi	N22A1	2204	103 140	01.04 →	<b>KF-462</b> (3 pcs)	A: 240 D: 26 E: 24	<b>FR-403</b>
2.4 (CL9)	K24A K24A3	2354	140 190	02.03 →	<b>KF-457</b> (3 pcs)	A: 225 D: 26 E: 24	<b>CY-411</b> <b>FR-403</b>

## ACCORD VIII Tourer

2.0 (CM1)	K20A6	1998	114 155	04.03 →	<b>KF-458</b> (3 pcs)	A: 220 D: 26 E: 24	<b>CY-411</b> <b>FR-403</b>
2.2 i-CTDi	N22A1	2204	103 140	01.04 →	<b>KF-462</b> (3 pcs)	A: 240 D: 26 E: 24	<b>FR-403</b>

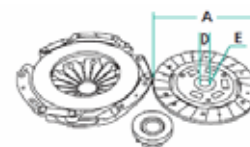
A = Disc diameter  
D = Disc centring diameter  
E = N. of disc teeth

A = Scheibendurchmesser  
D = Zentrierdurchmesser Scheibe  
E = Zahnzahl Scheibe

A = Diámetro disco  
D = Diámetro centrage disco  
E = N° dientes disco

A = Diamètre du disque  
D = Diamètre centrage du disque  
E = Nbre de dents du disque

A = Diametro disco  
D = Diametro centraggio disco  
E = N° denti disco



		<b>CC</b>	<b>KW HP</b>			<b>KF</b> Clutch Kit/ Kit frizione <b>VL</b> Flywheel/ Volano <b>KV</b> Clutch Kit + Flywheel	<b>FR</b> Master Cylinder/ Cilindro maestro <b>CY</b> Slave Cylinder/ Cilindro secondario
---	---	-----------	------------------	---	---	---	--

## ACCORD VIII Tourer

2.4 (CM2)	K24A	2354	140 190	04.03 →	<b>KF-457</b> (3 pcs)	A: 225 D: 26 E: 24	<b>CY-411</b> <b>FR-403</b>
-----------	------	------	------------	---------	--------------------------	--------------------------	--------------------------------

## ACTY TN

0.6	EH	545	23 31	08.79 → 06.86	<b>KF-400</b> (3 pcs)	A: 165 D: 20 E: 19	
-----	----	-----	----------	---------------	--------------------------	--------------------------	--

## BALLADE EV

1.3 AG / AJ				09.83 →	<b>KF-404</b> (3 pcs)	A: 190 D: 20 E: 19	
-------------	--	--	--	---------	--------------------------	--------------------------	--

## BALLADE EW2 EW3

1.5 16V				01.83 → 12.89	<b>KF-404</b> (3 pcs)	A: 190 D: 20 E: 19	
---------	--	--	--	---------------	--------------------------	--------------------------	--

## CIVIC I (SB, SS)

1200 (SB1)	EB1	1169	40 54	07.72 → 02.77	<b>KF-425</b> (3 pcs)	A: 190 D: 20 E: 19	
1200 (SB2)	EB2	1238	40 54	03.77 → 12.80	<b>KF-425</b> (3 pcs)	A: 190 D: 20 E: 19	
1200 (SB2)	EB3	1238	44 60	09.77 → 12.80	<b>KF-425</b> (3 pcs)	A: 190 D: 20 E: 19	
1300 L (SS)	EN1	1335	44 60	09.79 → 09.83	<b>KF-425</b> (3 pcs)	A: 190 D: 20 E: 19	

## CIVIC I (SL)

1300 L	EN2	1335	33 45	09.80 → 09.83	<b>KF-426</b> (3 pcs)	A: 190 D: 20 E: 19	01.82→
1300 L	EN1	1335	44 60	09.80 → 09.83	<b>KF-425</b> (3 pcs)	A: 190 D: 20 E: 19	
1300 S	EN4	1335	52 71	10.79 → 12.84	<b>KF-425</b> (3 pcs)	A: 190 D: 20 E: 19	01.82→

## CIVIC I (WC)

1300	EN1	1335	44 60	09.79 → 09.83	<b>KF-425</b> (3 pcs)	A: 190 D: 20 E: 19	
------	-----	------	----------	---------------	--------------------------	--------------------------	--

## CIVIC II (AL, AJ, AG, AH)

1.2 (AL)	D12B1 ZA2	1187	40 54	01.84 → 10.87	<b>KF-418</b> (3 pcs)	A: 190 D: 20 E: 19	
1.3 (AG)	EV2	1342	52 71	10.83 → 10.87	<b>KF-404</b> (3 pcs)	A: 190 D: 20 E: 19	
1.5 GL (AH)	EW2	1488	63 86	10.83 → 10.87	<b>KF-404</b> (3 pcs)	A: 190 D: 20 E: 19	



KF Clutch Kit




VL Flywheel



KV Clutch Kit + Flywheel



FR Master Cylinder



CY Slave Cylinder

		<b>CC</b>	<b>KW HP</b>			<b>KF</b> Clutch Kit/ Kit frizione <b>VL</b> Flywheel/ Volano <b>KV</b> Clutch Kit + Flywheel	<b>FR</b> Master Cylinder/ Cilindro maestro <b>CY</b> Slave Cylinder/ Cilindro secondario
--	--	-----------	------------------	--	--	---	--

## CIVIC II (AL, AJ, AG, AH)

1.5 GT (AH)	EW3	1488	74 101	01.85 → 10.87	<b>KF-404</b> (3 pcs)	A: 190 D: 20 E: 19	
1.5 GTI (AH)	EW4	1488	66 90	03.86 → 10.87	<b>KF-404</b> (3 pcs)	A: 190 D: 20 E: 19	

## CIVIC III (EC, ED, EE)

1.3 (EC8)	D13B1	1343	55 75	10.87 → 12.89	<b>KF-461</b> (3 pcs)	A: 210 D: 22 E: 20	VIN 200001→	<b>CY-499</b> <b>FR-499</b>
					<b>KF-420</b> (3 pcs)	A: 190 D: 22 E: 21	→VIN 100000	
					<b>KF-441</b> (3 pcs)	A: 200 D: 22 E: 20	VIN 100001→200000	
1.3 16 V (EC8) Cat.	D13B2	1343	55 75	09.89 → 09.91	<b>KF-420</b> (3 pcs)	A: 190 D: 22 E: 21	→VIN 100000	<b>CY-499</b> <b>FR-499</b>
					<b>KF-441</b> (3 pcs)	A: 200 D: 22 E: 20	VIN 100001→200000	
					<b>KF-461</b> (3 pcs)	A: 210 D: 22 E: 20	VIN 200001→	
1.4 L (EC9)	D14A1	1396	66 90	10.87 → 12.89	<b>KF-441</b> (3 pcs)	A: 200 D: 22 E: 20		<b>CY-499</b> <b>FR-499</b>
1.5 i 16V	D15B2	1493	66 90	10.88 → 09.91	<b>KF-416</b> (3 pcs)	A: 210 D: 22 E: 20	01.90→	<b>CY-499</b> <b>FR-499</b>
					<b>KF-441</b> (3 pcs)	A: 200 D: 22 E: 20	→12.89	
1.5 i 16V (ED6)	D15B2	1493	69 94	10.88 → 09.91	<b>KF-416</b> (3 pcs)	A: 210 D: 22 E: 20	01.90→	<b>CY-499</b> <b>FR-499</b>
1.6 i 16V	D16A9 D16A7	1590	96 130	09.87 → 09.91	<b>KF-420</b> (3 pcs)	A: 190 D: 22 E: 21		<b>FR-499</b>
					<b>KF-416</b> (3 pcs)	A: 210 D: 22 E: 20		
1.6 i 16V (ED7)	D16A6	1590	80 109	10.87 → 09.91	<b>KF-416</b> (3 pcs)	A: 210 D: 22 E: 20	01.90→	<b>CY-499</b> <b>FR-499</b>
					<b>KF-420</b> (3 pcs)	A: 190 D: 22 E: 21	→12.89	
1.6 i 16V (ED7)	D16Z2	1590	81 110	10.87 → 09.91	<b>KF-416</b> (3 pcs)	A: 210 D: 22 E: 20	01.90→	<b>CY-499</b> <b>FR-499</b>
1.6 i 16V Vtec (EE9)	B16A1	1595	110 150	10.89 → 09.91	<b>KF-451</b> (3 pcs)	A: 220 D: 25 E: 24		<b>CY-499</b> <b>FR-499</b>

A = Disc diameter

D = Disc centring diameter

E = N. of disc teeth

A = Scheibendurchmesser

D = Zentrierdurchmesser Scheibe

E = Zahnzahl Scheibe

A = Diámetro disco

D = Diámetro centraje disco

E = Nº dientes disco

A = Diamètre du disque

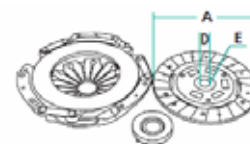
D = Diamètre centrage du disque

E = Nbre de dents du disque

A = Diametro disco

D = Diametro centraggio disco

E = Nº denti disco



		<b>CC</b>	<b>KW HP</b>			<b>KF</b> Clutch Kit/ Kit frizione <b>VL</b> Flywheel/ Volano <b>KV</b> Clutch Kit + Flywheel	<b>FR</b> Master Cylinder/ Cilindro maestro <b>CY</b> Slave Cylinder/ Cilindro secondario
---	---	-----------	------------------	---	---	---	--

## CIVIC III (ED)

1.3	D13B1	1343	55 75	10.87 → 12.89	<b>KF-441</b> (3 pcs)  <b>KF-420</b> (3 pcs)  <b>KF-461</b> (3 pcs)	A: 200 D: 22 E: 20  A: 190 D: 22 E: 21  A: 210 D: 22 E: 20	VIN 1000000→2000000  →VIN 1000000  VIN 2000000→	<b>CY-499</b>  <b>FR-499</b>
1.3 16V (D13B1)				01.90 →	<b>KF-447</b> (3 pcs)	A: 200 D: 22 E: 20		<b>CY-499</b>  <b>FR-499</b>
1.4 L (ED2)	D14A1	1396	66 90	10.87 → 12.89	<b>KF-441</b> (3 pcs)	A: 200 D: 22 E: 20		<b>CY-499</b>  <b>FR-499</b>
1.5 i 16V	D15B2	1493	66 90	10.87 → 09.91	<b>KF-416</b> (3 pcs)  <b>KF-441</b> (3 pcs)	A: 210 D: 22 E: 20  A: 200 D: 22 E: 20	01.90→  →12.89	<b>CY-499</b>  <b>FR-499</b>
1.5 i 16V (ED3)	D15B2	1493	69 94	10.87 → 09.91	<b>KF-416</b> (3 pcs)  <b>KF-441</b> (3 pcs)	A: 210 D: 22 E: 20  A: 200 D: 22 E: 20	01.90→  →01.90	<b>CY-499</b>  <b>FR-499</b>
1.6 i 16V	D16A7	1590	96 130	09.87 → 09.91	<b>KF-416</b> (3 pcs)	A: 210 D: 22 E: 20		<b>FR-499</b>
1.6 i 16V (ED4)	D16Z2	1590	81 110	10.87 → 09.91	<b>KF-416</b> (3 pcs)	A: 210 D: 22 E: 20	01.90→	<b>CY-499</b>  <b>FR-499</b>
1.6 i 16V (ED4)	D16A6	1590	80 109	11.87 → 09.91	<b>KF-420</b> (3 pcs)	A: 190 D: 22 E: 21		<b>CY-499</b>  <b>FR-499</b>
1.6 i 16V 4x4	D16A6	1590	80 109	10.89 → 09.91	<b>KF-414</b> (3 pcs)	A: 200 D: 22 E: 20		<b>FR-499</b>

## CIVIC IV (EG)

1.3 16V (EG3)	D13B2	1343	55 75	10.91 → 11.95	<b>KF-441</b> (3 pcs)	A: 200 D: 22 E: 20		<b>CY-499</b>  <b>FR-499</b>
1.5 i 16V	D15B2 D15Z2	1493	66 90	10.91 → 11.95	<b>KF-431</b> (3 pcs)	A: 210 D: 22 E: 20		<b>CY-499</b>  <b>FR-499</b>
1.5 i 16V (EG4)	D15Z1 D15B2	1493	69 94	10.91 → 11.95	<b>KF-431</b> (3 pcs)	A: 210 D: 22 E: 20	01.93→  01.93→	<b>CY-499</b>  <b>FR-499</b>
1.6 16V Vtec (EG5)	D16Z6	1590	92 125	10.91 → 11.95	<b>KF-431</b> (3 pcs)	A: 210 D: 22 E: 20		<b>CY-499</b>  <b>FR-499</b>
1.6 VTi 16V (EG6)	B16A2	1595	118 160	10.91 → 11.95	<b>KF-436</b> (3 pcs)	A: 220 D: 26 E: 24		<b>CY-499</b>  <b>FR-499</b>



KF Clutch Kit




VL Flywheel



KV Clutch Kit + Flywheel



FR Master Cylinder



CY Slave Cylinder

		<b>CC</b>	<b>KW HP</b>			<b>KF</b> Clutch Kit/ Kit frizione <b>VL</b> Flywheel/ Volano <b>KV</b> Clutch Kit + Flywheel	<b>FR</b> Master Cylinder/ Cilindro maestro <b>CY</b> Slave Cylinder/ Cilindro secondario
--	--	-----------	------------------	--	--	---	--

## CIVIC IV (EG, EH)

1.5 i 16V (EG8)	D15Z1 D15B2	1493	69 94	10.91 → 11.95	<b>KF-431</b> (3 pcs)	A: 210 D: 22 E: 20	<b>CY-499</b> <b>FR-499</b>	01.93→ 01.93→
1.6 16V Vtec (EH9)	D16Z7 D16Z6	1590	92 125	10.91 → 11.95	<b>KF-431</b> (3 pcs)	A: 210 D: 22 E: 20	<b>CY-499</b> <b>FR-499</b>	01.93→ 01.93→
1.6 VTi (EG9)	B16A2	1595	118 160	10.91 → 11.95	<b>KF-436</b> (3 pcs)	A: 220 D: 26 E: 24	<b>CY-499</b> <b>FR-499</b>	

## CIVIC IV (EJ)

1.5 i LSi (EJ2)	D15B7	1493	74 101	01.94 → 11.95	<b>KF-431</b> (3 pcs)	A: 210 D: 22 E: 20	<b>CY-499</b> <b>FR-499</b>	
1.6 i (EJ6)	D16Y7	1590	77 105	01.94 → 11.95	<b>KF-431</b> (3 pcs)	A: 210 D: 22 E: 20	<b>CY-499</b>	
1.6 i Vtec (EJ1)	D16Z9 D16Y6	1590	92 125	01.94 → 03.96	<b>KF-431</b> (3 pcs)	A: 210 D: 22 E: 20	<b>CY-499</b> <b>FR-499</b>	

## CIVIC IV (MA, MB)

1.4 i (MA8)	D14A2	1396	66 90	09.94 → 01.97	<b>KF-431</b> (3 pcs)	A: 210 D: 22 E: 20	<b>CY-499</b> <b>FR-499</b>	
1.4 i (MA8)	D14A5	1396	55 75	09.95 → 01.97	<b>KF-431</b> (3 pcs)	A: 210 D: 22 E: 20	<b>CY-499</b> <b>FR-499</b>	
1.5 i Vtec-E (MA9)	D15Z3	1493	66 90	09.94 → 01.97	<b>KF-431</b> (3 pcs)	A: 210 D: 22 E: 20	<b>CY-499</b> <b>FR-499</b>	
1.6 i (MB1)	D16Y3	1590	83 113	09.94 → 01.97	<b>KF-431</b> (3 pcs)	A: 210 D: 22 E: 20	<b>CY-499</b> <b>FR-499</b>	
1.6 i Vtec (MB1)	D16Y2	1590	93 126	09.94 → 01.97	<b>KF-431</b> (3 pcs)	A: 210 D: 22 E: 20	<b>CY-499</b> <b>FR-499</b>	

## CIVIC Shuttle I (AN, AR)

1.5 (AN)	EW2	1488	63 86	10.83 → 10.87	<b>KF-408</b> (3 pcs)	A: 190 D: 20 E: 19		
1.5 4WD (AR)	EW2	1488	63 86	01.85 → 10.87	<b>KF-415</b> (3 pcs)	A: 190 D: 20 E: 19		

## CIVIC Shuttle II (EE)

1.4 i 16V (EE1)	D14A1	1396	66 90	01.88 → 12.92	<b>KF-452</b> (3 pcs)	A: 190 D: 22 E: 21		
1.5 i 16V (EE2)	D15B2	1493	69 94	01.88 → 11.91	<b>KF-441</b> (3 pcs)	A: 200 D: 22 E: 20	<b>CY-499</b> <b>FR-499</b>	

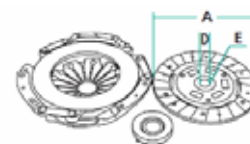
A = Disc diameter  
D = Disc centring diameter  
E = N. of disc teeth

A = Scheibendurchmesser  
D = Zentrierdurchmesser Scheibe  
E = Zahnzahl Scheibe

A = Diámetro disco  
D = Diámetro centrage disco  
E = N° dientes disco

A = Diamètre du disque  
D = Diamètre centrage du disque  
E = Nbre de dents du disque

A = Diametro disco  
D = Diametro centraggio disco  
E = N° denti disco





		<b>CC</b>	<b>KW HP</b>			<b>KF</b> Clutch Kit/ Kit frizione <b>VL</b> Flywheel/ Volano <b>KV</b> Clutch Kit + Flywheel	<b>FR</b> Master Cylinder/ Cilindro maestro <b>CY</b> Slave Cylinder/ Cilindro secondario
---	---	-----------	------------------	---	---	---	--

## CIVIC Shuttle II (EE)

1.6 16V 4WD D16Z2		1600		01.90 →	<b>KF-448</b> (3 pcs) <b>KF-449</b> (3 pcs)	A: 200 D: 22 E: 21 A: 210 D: 22 E: 20	
1.6 i 16V 4WD (EE4)	D16A6	1590	80 109	01.88 → 12.89	<b>KF-414</b> (3 pcs) <b>KF-448</b> (3 pcs)	A: 200 D: 22 E: 20 A: 200 D: 22 E: 21	
1.6 i 16V 4WD (EE4)	D16A6	1590	81 110	01.88 → 02.95	<b>KF-448</b> (3 pcs) <b>KF-414</b> (3 pcs)	A: 200 D: 22 E: 21 A: 200 D: 22 E: 20	

## CIVIC V (EJ6, EJ8)

1.6 i	D16Y7	1590	77 105	03.96 → 03.00	<b>KF-431</b> (3 pcs)	A: 210 D: 22 E: 20	<b>CY-499</b> <b>FR-499</b>
1.6 i Vtec	B16A2	1595	118 160	04.99 → 12.00	<b>KF-436</b> (3 pcs)	A: 220 D: 26 E: 24	<b>CY-499</b> <b>FR-499</b>
1.6 i Vtec	D16Y8	1590	92 125	03.96 → 03.00	<b>KF-431</b> (3 pcs)	A: 210 D: 22 E: 20	<b>CY-499</b> <b>FR-499</b>

## CIVIC V (EJ9, EK3/4)

1.4 i (EJ9)	D14A4 D14Z2	1396	66 90	11.95 → 02.01	<b>KF-438</b> (3 pcs)	A: 200 D: 22 E: 20	<b>CY-499</b> <b>FR-499</b>
1.5 i (EK3)	D15Z6	1493	84 114	11.95 → 02.01	<b>KF-456</b> (3 pcs)	A: 200 D: 22 E: 20	<b>CY-499</b> <b>FR-499</b>
1.6 i Vtec	D16Y8 D16Y6	1590	92 125	11.95 → 02.01	<b>KF-431</b> (3 pcs)	A: 210 D: 22 E: 20	<b>CY-499</b> <b>FR-499</b>
1.6 VTi (EK4)	B16A2	1595	118 160	11.95 → 02.01	<b>KF-436</b> (3 pcs)	A: 220 D: 26 E: 24	<b>CY-499</b> <b>FR-499</b>

## CIVIC V (MB)

1.4 16V (MB2)	D14A7	1396	55 75	01.97 → 02.01	<b>KF-431</b> (3 pcs)	A: 210 D: 22 E: 20	<b>CY-499</b> <b>FR-499</b>
1.4 16V (MB2)	D14A8	1396	66 90	01.97 → 02.01	<b>KF-431</b> (3 pcs)	A: 210 D: 22 E: 20	<b>CY-499</b> <b>FR-499</b>
1.5 16V (MB3)	D15Z8	1493	84 114	01.97 → 02.01	<b>KF-431</b> (3 pcs)	A: 210 D: 22 E: 20	<b>CY-499</b> <b>FR-499</b>
1.6 16V (MB4)	D16B2	1590	85 116	01.97 → 02.01	<b>KF-431</b> (3 pcs)	A: 210 D: 22 E: 20	<b>CY-499</b> <b>FR-499</b>



KF Clutch Kit




VL Flywheel



KV Clutch Kit + Flywheel



FR Master Cylinder



CY Slave Cylinder

		<b>CC</b>	<b>KW HP</b>			<b>KF</b> Clutch Kit/ Kit frizione <b>VL</b> Flywheel/ Volano <b>KV</b> Clutch Kit + Flywheel	<b>FR</b> Master Cylinder/ Cilindro maestro <b>CY</b> Slave Cylinder/ Cilindro secondario
--	--	-----------	------------------	--	--	---	--

## CIVIC V (MB)

1.6 VTi	B16A2	1595	118 160	01.97 → 02.01	<b>KF-431</b> (3 pcs)	A: 210 D: 22 E: 20	<b>CY-499</b> <b>FR-499</b>
1.8 16V (MB6)	B18C4	1797	124 169	01.97 → 02.01	<b>KF-440</b> (3 pcs)	A: 220 D: 26 E: 24	<b>CY-499</b> <b>FR-499</b>
2.0 i TD (MB7)	20T2R	1994	63 86	01.97 → 02.01	<b>KF-459</b> (3 pcs)	A: 225 D: 25 E: 24	<b>CY-499</b> <b>FR-499</b>

## CIVIC VI

1.4 (ES4)	D14Z5	1396	66 90	02.01 → 09.05	<b>KF-453</b> (3 pcs)  <b>KF-454</b> (3 pcs)  <b>KF-452</b> (3 pcs)	A: 200 D: 22 E: 20  A: 210 D: 22 E: 20  A: 190 D: 22 E: 21	VIN 1000001→2000000  VIN 2000001→  →VIN 1000000	<b>CY-404</b> <b>FR-404</b>
1.6	D16V1	1590	81 110	02.01 → 09.05	<b>KF-431</b> (3 pcs)	A: 210 D: 22 E: 20	<b>CY-404</b> <b>FR-404</b>	
1.6	R16A1	1586	84 114	09.05 → 09.05	<b>KF-431</b> (3 pcs)	A: 210 D: 22 E: 20	<b>CY-404</b> <b>FR-404</b>	
1.8		1798	103 140	09.05 → 09.05	<b>KF-463</b> (3 pcs)	A: 215 D: 22 E: 20		

## CIVIC VI (EJ,EK)

1.4 i (EJ9)	D14A3 D14Z1	1396	55 75	11.95 → 02.01	<b>KF-431</b> (3 pcs)	A: 210 D: 22 E: 20	<b>CY-499</b> <b>FR-499</b>
1.4 i S (EJ9)	D14A4 D14Z2	1396	66 90	11.95 → 02.01	<b>KF-438</b> (3 pcs)	A: 200 D: 22 E: 20	<b>CY-499</b> <b>FR-499</b>
1.5 i (EK3)	D15Z6	1493	84 114	11.95 → 02.01	<b>KF-456</b> (3 pcs)	A: 200 D: 22 E: 20	<b>CY-499</b> <b>FR-499</b>
1.6 i (EK1)	D16Y5	1590	84 114	11.95 → 02.01	<b>KF-431</b> (3 pcs)	A: 210 D: 22 E: 20	<b>CY-499</b> <b>FR-499</b>
1.6 VTi (EK4)	B16A2	1595	118 160	11.95 → 02.01	<b>KF-436</b> (3 pcs)	A: 220 D: 26 E: 24	<b>CY-499</b> <b>FR-499</b>

## CIVIC VI (EM)

1.6 i	D16V1	1590	81 110	02.01 → 12.05	<b>KF-431</b> (3 pcs)	A: 210 D: 22 E: 20	<b>CY-404</b> <b>FR-415</b>
1.7 i	D17A8	1668	88 120	05.01 → 12.05	<b>KF-431</b> (3 pcs)	A: 210 D: 22 E: 20	<b>CY-404</b> <b>FR-415</b>
1.7 i VTEC	D17A5 D17A9	1668	92 125	05.01 → 12.05	<b>KF-431</b> (3 pcs)	A: 210 D: 22 E: 20	<b>CY-404</b> <b>FR-415</b>

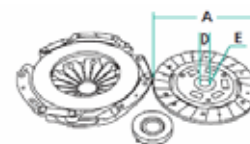
A = Disc diameter  
D = Disc centring diameter  
E = N. of disc teeth

A = Scheibendurchmesser  
D = Zentrierdurchmesser Scheibe  
E = Zahnzahl Scheibe

A = Diámetro disco  
D = Diámetro centrage disco  
E = N° dientes disco

A = Diamètre du disque  
D = Diamètre centrage du disque  
E = Nbre de dents du disque

A = Diametro disco  
D = Diametro centraggio disco  
E = N° denti disco



		<b>CC</b>	<b>KW HP</b>			<b>KF</b> Clutch Kit/ Kit frizione <b>VL</b> Flywheel/ Volano <b>KV</b> Clutch Kit + Flywheel	<b>FR</b> Master Cylinder/ Cilindro maestro <b>CY</b> Slave Cylinder/ Cilindro secondario
---	---	-----------	------------------	---	---	---	--

## CIVIC VI (EU\_, EP\_)

1.4 i	D14Z6	1396	55 75	02.01 → 09.05	<b>KF-452</b> (3 pcs)  <b>KF-453</b> (3 pcs)  <b>KF-454</b> (3 pcs)	A: 190 D: 22 E: 21  A: 200 D: 22 E: 20  A: 210 D: 22 E: 20	→VIN 1000000  VIN 1000001→2000000  VIN 2000001→	<b>CY-404</b>  <b>FR-404</b>
1.4 iS (EP1)	D14Z5 D14Z6	1396	66 90	02.01 → 09.05	<b>KF-453</b> (3 pcs)	A: 200 D: 22 E: 20		<b>CY-404</b>  <b>FR-404</b>
1.6 i	D16V1	1590	81 110	02.01 → 09.05	<b>KF-431</b> (3 pcs)	A: 210 D: 22 E: 20		<b>CY-404</b>  <b>FR-404</b>
1.7 CTDi	4EE-2	1686	74 100	01.02 → 09.05	<b>KF-465</b> (3 pcs)	A: 215 D: 25 E: 14		<b>FR-404</b>

## CIVIC VI (MB,MC)

1.4 16V (MB8)	D14A7	1396	55 75	04.98 → 02.01	<b>KF-431</b> (3 pcs)	A: 210 D: 22 E: 20		<b>CY-499</b>  <b>FR-499</b>
1.4 16V (MB8)	D14A8	1396	66 90	04.98 → 02.01	<b>KF-431</b> (3 pcs)	A: 210 D: 22 E: 20		<b>CY-499</b>  <b>FR-499</b>
1.5 16V (MB9)	D15Z8	1493	84 114	04.98 → 02.01	<b>KF-431</b> (3 pcs)	A: 210 D: 22 E: 20		<b>CY-499</b>  <b>FR-499</b>
1.6 16V (MC1)	D16B2	1590	85 116	04.98 → 02.01	<b>KF-431</b> (3 pcs)	A: 210 D: 22 E: 20		<b>CY-499</b>  <b>FR-499</b>
1.8 16V (MC2)	B18C4	1797	124 169	04.98 → 02.01	<b>KF-440</b> (3 pcs)	A: 220 D: 26 E: 24		<b>CY-499</b>  <b>FR-499</b>
2.0 i D (MC3)	20T2N	1994	77 105	04.98 → 02.01	<b>KF-459</b> (3 pcs)	A: 225 D: 25 E: 24		<b>CY-499</b>  <b>FR-499</b>

## CIVIC VII

1.8	R18A2	1799	103 140	01.06 →	<b>KF-463</b> (3 pcs)	A: 215 D: 22 E: 20		
1.8	R18A1	1798	103 140	09.05 →	<b>KF-463</b> (3 pcs)	A: 215 D: 22 E: 20		
2.2 CTDi	N22A2	2204	103 140	01.06 →	<b>KF-462</b> (3 pcs)  <b>KV-400</b>  <b>VL-400</b>	A: 240 D: 26 E: 24	Dual-mass flywheel Volano bimassa	

## CONCERTO (HW)

1.4	D14A1 D14A8	1396	66 90	08.89 → 10.91	<b>KF-499</b> (3 pcs)	A: 200 D: 22 E: 20		
-----	----------------	------	----------	---------------	--------------------------	--------------------------	--	--



KF Clutch Kit




VL Flywheel



KV Clutch Kit + Flywheel



FR Master Cylinder



CY Slave Cylinder

		<b>CC</b>	<b>KW HP</b>			<b>KF</b> Clutch Kit/ Kit frizione <b>VL</b> Flywheel/ Volano <b>KV</b> Clutch Kit + Flywheel	<b>FR</b> Master Cylinder/ Cilindro maestro <b>CY</b> Slave Cylinder/ Cilindro secondario
--	--	-----------	------------------	--	--	---	--

## CONCERTO (HW)

1.4	D14A1	1396	61 83	10.89 → 10.92	<b>KF-499</b> (3 pcs)	A: 200 D: 22 E: 20	
1.5 i 16V	D15B2	1493	66 90	08.89 → 03.95	<b>KF-499</b> (3 pcs)	A: 200 D: 22 E: 20	
1.6 16V	D16Z2	1590	78 106	08.89 → 03.95	<b>KF-499</b> (3 pcs)	A: 200 D: 22 E: 20	
1.6 i 16V	D16A8	1590	90 122	08.89 → 03.95	<b>KF-499</b> (3 pcs)	A: 200 D: 22 E: 20	
1.6 i 16V	D16Z2	1590	82 112	08.89 → 03.95	<b>KF-499</b> (3 pcs)	A: 200 D: 22 E: 20	

## CR-V I (RD)

2.0 16V (RD1, RD3)	B20B	1973	94 128	10.95 → 01.99	<b>KF-440</b> (3 pcs)	A: 220 D: 26 E: 24	01.97→ <b>CY-499</b> <b>FR-414</b>
2.0 16V (RD1, RD3)	B20Z1	1973	108 147	01.99 → 02.02	<b>KF-440</b> (3 pcs)	A: 220 D: 26 E: 24	<b>CY-499</b> <b>FR-414</b>

## CR-V II

2.0	K20A4	1998	110 150	07.02 → 09.06	<b>KF-464</b> (3 pcs)	A: 230 D: 26 E: 24	<b>CY-411</b> <b>FR-403</b>
2.2 CTDi	N22A2	2204	103 140	02.05 → 09.06	<b>KF-462</b> (3 pcs)  <b>KV-400</b> <b>VL-400</b>	A: 240 D: 26 E: 24  Dual-mass flywheel Volano bimassa	<b>FR-403</b>
2.2 i-CTDi	N22A2	2204	103 140	01.07 →	<b>KF-462</b> (3 pcs)  <b>KV-400</b> <b>VL-400</b>	A: 240 D: 26 E: 24  Dual-mass flywheel Volano bimassa	

## CRX I (AF, AS)

1.5 i (AF)	EW3	1488	74 101	10.83 → 11.86	<b>KF-408</b> (3 pcs)	A: 190 D: 20 E: 19	
1.6 i 16V (AS)	ZC1	1590	92 125	03.86 → 10.87	<b>KF-420</b> (3 pcs)	A: 190 D: 22 E: 21	

## CRX II (ED, EE)

1.6 i 16V (ED9)	D16Z5	1590	91 124	10.87 → 02.92	<b>KF-420</b> (3 pcs)	A: 190 D: 22 E: 21	<b>FR-499</b>
1.6 i 16V (ED9)	D16A8 D16A9	1590	96 131	10.87 → 12.89	<b>KF-420</b> (3 pcs)	A: 190 D: 22 E: 21	<b>FR-499</b>

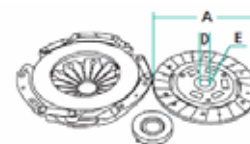
A = Disc diameter  
D = Disc centring diameter  
E = N. of disc teeth

A = Scheibendurchmesser  
D = Zentrierdurchmesser Scheibe  
E = Zahnzahl Scheibe

A = Diámetro disco  
D = Diámetro centrage disco  
E = N° dientes disco

A = Diamètre du disque  
D = Diamètre centrage du disque  
E = Nbre de dents du disque

A = Diametro disco  
D = Diametro centraggio disco  
E = N° denti disco



		<b>CC</b>	<b>KW HP</b>			<b>KF</b> Clutch Kit/ Kit frizione <b>VL</b> Flywheel/ Volano <b>KV</b> Clutch Kit + Flywheel	<b>FR</b> Master Cylinder/ Cilindro maestro <b>CY</b> Slave Cylinder/ Cilindro secondario
---	---	-----------	------------------	---	---	---	--

## CRX II (ED, EE)

1.6 i 16V Vtec (EE8)	B16A1	1595	110 150	10.89 → 02.92	<b>KF-436</b> (3 pcs)	A: 220 D: 26 E: 24	<b>FR-499</b>
----------------------	-------	------	------------	---------------	--------------------------	--------------------------	---------------

## CRX III (EH, EG)

1.6 ESi (EH6)	D16Y8 D16Z6	1590	92 125	03.92 → 12.98	<b>KF-456</b> (3 pcs)	A: 200 D: 22 E: 20	<b>CY-499</b> <b>FR-499</b>
---------------	----------------	------	-----------	---------------	--------------------------	--------------------------	--------------------------------

1.6 i VTi (EG2)	B16A2	1595	118 160	03.92 → 12.98	<b>KF-436</b> (3 pcs)	A: 220 D: 26 E: 24	<b>CY-499</b> <b>FR-499</b>
-----------------	-------	------	------------	---------------	--------------------------	--------------------------	--------------------------------

## FR-V

1.7	D17A2	1668	92 125	02.05 →	<b>KF-431</b> (3 pcs)	A: 210 D: 22 E: 20	<b>CY-404</b> <b>FR-403</b>
-----	-------	------	-----------	---------	--------------------------	--------------------------	--------------------------------

2.0	K20A9	1998	110 150	02.05 →	<b>KF-458</b> (3 pcs)	A: 220 D: 26 E: 24	<b>CY-411</b> <b>FR-403</b>
-----	-------	------	------------	---------	--------------------------	--------------------------	--------------------------------

2.2 i CTDi	N22A1	2204	103 140	07.05 →	<b>KF-462</b> (3 pcs)	A: 240 D: 26 E: 24	<b>FR-403</b>
------------	-------	------	------------	---------	--------------------------	--------------------------	---------------

## HR-V (GH)

1.6 16V	D16W1	1590	77 105	03.99 →	<b>KF-431</b> (3 pcs)	A: 210 D: 22 E: 20	<b>CY-499</b> <b>FR-406</b>
---------	-------	------	-----------	---------	--------------------------	--------------------------	--------------------------------

1.6 16V 4WD	D16W1	1590	77 105	03.99 →	<b>KF-431</b> (3 pcs)	A: 210 D: 22 E: 20	<b>CY-499</b> <b>FR-406</b>
-------------	-------	------	-----------	---------	--------------------------	--------------------------	--------------------------------

1.6 16V 4WD	D16W5	1590	91 124	10.99 →	<b>KF-431</b> (3 pcs)	A: 210 D: 22 E: 20	<b>CY-499</b> <b>FR-406</b>
-------------	-------	------	-----------	---------	--------------------------	--------------------------	--------------------------------

## INTEGRA

2.0	K20A3	1998	118 160	02.02 →	<b>KF-405</b> (3 pcs)	A: 200 D: 22 E: 21	<b>CY-411</b>
-----	-------	------	------------	---------	--------------------------	--------------------------	---------------

2.0 16V Type-R		1998	162 220	02.02 →	<b>KF-405</b> (3 pcs)	A: 200 D: 22 E: 21	
----------------	--	------	------------	---------	--------------------------	--------------------------	--

## INTEGRA (DA\_)

1.5	D15A1	1488	63 86	10.85 → 08.89	<b>KF-404</b> (3 pcs)	A: 190 D: 20 E: 19	
-----	-------	------	----------	---------------	--------------------------	--------------------------	--

1.6	D16A3	1590	88 120	03.86 → 08.89	<b>KF-404</b> (3 pcs)	A: 190 D: 20 E: 19	
-----	-------	------	-----------	---------------	--------------------------	--------------------------	--

## INTEGRA (DC2)

1.8 Type-R	B18C6	1797	140 190	11.97 → 10.01	<b>KF-450</b> (3 pcs)	A: 210 D: 26 E: 24	<b>CY-499</b> <b>FR-408</b>
------------	-------	------	------------	---------------	--------------------------	--------------------------	--------------------------------

## JAZZ

1.2	L12B1	1198	66 90	07.08 →	<b>KF-433</b> (3 pcs)	A: 190 D: 22 E: 20	
-----	-------	------	----------	---------	--------------------------	--------------------------	--



KF Clutch Kit




VL Flywheel



KV Clutch Kit + Flywheel



FR Master Cylinder



CY Slave Cylinder



		<b>CC</b>	<b>KW HP</b>			<b>KF</b> Clutch Kit/ Kit frizione <b>VL</b> Flywheel/ Volano <b>KV</b> Clutch Kit + Flywheel	<b>FR</b> Master Cylinder/ Cilindro maestro <b>CY</b> Slave Cylinder/ Cilindro secondario
--	--	-----------	------------------	--	--	---	--

## JAZZ

1.4	L13Z1	1339	73 100	07.08 →	<b>KF-433</b> (3 pcs)	A: 190 D: 22 E: 20	
-----	-------	------	-----------	---------	--------------------------	--------------------------	--

## JAZZ (AA)

56 1.2	ER1	1231	41 56	10.83 → 10.86	<b>KF-404</b> (3 pcs)	A: 190 D: 20 E: 19	
--------	-----	------	----------	---------------	--------------------------	--------------------------	--

## JAZZ (GD)

1.2	L12A1	1243	57 78	03.02 →	<b>KF-460</b> (3 pcs)	A: 190 D: 22 E: 20	<b>CY-405</b> <b>FR-418</b>
1.4	L13A1	1339	61 83	03.02 →	<b>KF-460</b> (3 pcs)	A: 190 D: 22 E: 20	<b>CY-405</b> <b>FR-418</b>

## LEGEND I (HS, KA)

2.5 i (HS)	C25A2	2494	127 173	02.87 → 06.88	<b>KF-432</b> (3 pcs)	A: 225 D: 25,5 E: 24	<b>CY-406</b>
2.5 i (HS)	C25A1	2494	110 150	01.86 → 12.87	<b>KF-432</b> (3 pcs)	A: 225 D: 25,5 E: 24	<b>CY-406</b>
2.7 i 24V (KA4)	C27A1	2675	124 169	01.88 → 12.90	<b>KF-432</b> (3 pcs)	A: 225 D: 25,5 E: 24	<b>CY-408</b> <b>FR-419</b>

## LEGEND I (KA3)

2.7 i 24V	C27A1	2675	124 169	10.87 → 12.90	<b>KF-432</b> (3 pcs)	A: 225 D: 25,5 E: 24	<b>CY-406</b> <b>FR-419</b>
-----------	-------	------	------------	---------------	--------------------------	----------------------------	--------------------------------

## LEGEND II (KA7)

3.2 i 24V	C32A2	3206	151 205	01.91 → 02.96	<b>KF-439</b> (3 pcs)	A: 240 D: 26 E: 24	<b>CY-408</b> <b>FR-410</b>
-----------	-------	------	------------	---------------	--------------------------	--------------------------	--------------------------------

## LEGEND II (KA8)

3.2 i 24V	C32A2	3206	151 205	01.91 → 02.96	<b>KF-439</b> (3 pcs)	A: 240 D: 26 E: 24	<b>CY-408</b> <b>FR-410</b>
-----------	-------	------	------------	---------------	--------------------------	--------------------------	--------------------------------

## LOGO (GA3)

1.3	D13B7	1343	48 65	03.99 → 03.02	<b>KF-441</b> (3 pcs)	A: 200 D: 22 E: 20	
-----	-------	------	----------	---------------	--------------------------	--------------------------	--

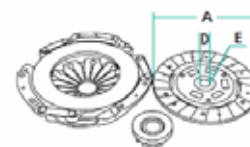
## PRELUDE I (SN)

1.6	EL EL14	1602	59 80	11.78 → 10.82	<b>KF-406</b> (3 pcs)	A: 200 D: 22 E: 21	→06.80	<b>CY-400</b> <b>FR-401</b>
					<b>KF-407</b> (3 pcs)	A: 200 D: 22 E: 21	06.80→	

## PRELUDE II (AB)

1.8 EX	ET3 ET4	1829	74 101	11.85 → 04.87	<b>KF-405</b> (3 pcs)	A: 200 D: 22 E: 21	
--------	------------	------	-----------	---------------	--------------------------	--------------------------	--

**A** = Disc diameter    **A** = Scheibendurchmesser    **A** = Diámetro disco    **A** = Diamètre du disque    **A** = Diametro disco  
**D** = Disc centring diameter    **D** = Zentrierdurchmesser Scheibe    **D** = Diámetro centrage disco    **D** = Diamètre centrage du disque    **D** = Diametro centraggio disco  
**E** = N. of disc teeth    **E** = Zähnezahl Scheibe    **E** = Nº dientes disco    **E** = Nbre de dents du disque    **E** = Nº denti disco



		<b>CC</b>	<b>KW HP</b>			<b>KF</b> Clutch Kit/ Kit frizione <b>VL</b> Flywheel/ Volano <b>KV</b> Clutch Kit + Flywheel	<b>FR</b> Master Cylinder/ Cilindro maestro <b>CY</b> Slave Cylinder/ Cilindro secondario
---	---	-----------	------------------	---	---	---	--

## PRELUDE II (AB)

<b>1.8 EX</b>	ET3 ET2	1829	77 105	11.83 → 04.87	<b>KF-405</b> (3 pcs)	A: 200 D: 22 E: 21	
---------------	------------	------	-----------	---------------	--------------------------	--------------------------	--

## PRELUDE III (BA)

<b>2.0 (BA4)</b>	B20A4	1958	84 114	08.87 → 01.92	<b>KF-434</b> (3 pcs)	A: 210 D: 25 E: 24	<b>CY-409</b> <b>FR-412</b>
<b>2.0 EX (BA4)</b>	B20A3	1958	80 109	04.87 → 01.92	<b>KF-434</b> (3 pcs)	A: 210 D: 25 E: 24	<b>CY-409</b> <b>FR-412</b>
<b>2.0 i EX 16V</b>	B20A7	1958	110 150	10.87 → 12.90	<b>KF-434</b> (3 pcs)	A: 210 D: 25 E: 24	<b>CY-409</b> <b>FR-412</b>
<b>2.0 i EX 16V</b>	B20A1	1958	101 137	04.86 → 12.87	<b>KF-435</b> (3 pcs)	A: 210 D: 25 E: 24	<b>CY-409</b> <b>FR-412</b>
<b>2.0 i EX 16V (BA2)</b>	B20A1	1958	101 137	04.86 → 12.87	<b>KF-435</b> (3 pcs)	A: 210 D: 25 E: 24	<b>CY-409</b> <b>FR-412</b>
<b>2.0 i EX 16V (BA4)</b>	B20A9	1958	103 140	04.90 → 01.92	<b>KF-434</b> (3 pcs)	A: 210 D: 25 E: 24	<b>CY-409</b> <b>FR-412</b>
<b>2.0 i EX 16V (BA4) Cat.</b>	B20A5	1958	101 137	04.87 → 01.92	<b>KF-434</b> (3 pcs)	A: 210 D: 25 E: 24	<b>CY-409</b> <b>FR-412</b>

## PRELUDE IV (BB)

<b>2.0 i 16V (BB3)</b>	F20A4	1997	98 133	02.92 → 09.96	<b>KF-437</b> (3 pcs)	A: 220 D: 26 E: 24	<b>CY-402</b> <b>FR-402</b>
<b>2.2 i 16V Vtec (BB1)</b>	H22A2	2157	136 185	02.93 → 09.96	<b>KF-437</b> (3 pcs)	A: 220 D: 26 E: 24	<b>CY-402</b> <b>FR-402</b>
<b>2.3 i 16V (BB2)</b>	H23A2	2259	118 160	02.92 → 09.96	<b>KF-437</b> (3 pcs)	A: 220 D: 26 E: 24	<b>CY-402</b> <b>FR-402</b>

## PRELUDE V (BB)

<b>2.0 16V (BB9)</b>	F20A4	1997	98 133	10.96 → 10.00	<b>KF-424</b> (3 pcs)	A: 210 D: 26 E: 24	<b>CY-402</b> <b>FR-402</b>
<b>2.2 16V</b>	H22A5	2157	147 200	10.96 → 10.00	<b>KF-430</b> (3 pcs)	A: 210 D: 26 E: 24	<b>CY-402</b> <b>FR-402</b>
<b>2.2 16V (BB6, BB8)</b>	H22A5	2157	136 185	10.96 → 10.00	<b>KF-430</b> (3 pcs)	A: 210 D: 26 E: 24	<b>CY-402</b> <b>FR-402</b>

## QUINTET (SU)

<b>1.6 EX</b>	EL	1602	59 80	02.80 → 12.84	<b>KF-406</b> (3 pcs)  <b>KF-407</b> (3 pcs)	A: 200 D: 22 E: 21  A: 200 D: 22 E: 21	→09.81  10.81→	
---------------	----	------	----------	---------------	--	--	----------------------	--



KF Clutch Kit




VL Flywheel



KV Clutch Kit + Flywheel



FR Master Cylinder



CY Slave Cylinder

# HONDA

		<b>CC</b>	<b>KW HP</b>			<b>KF</b> Clutch Kit/ Kit frizione <b>VL</b> Flywheel/ Volano <b>KV</b> Clutch Kit + Flywheel	<b>FR</b> Master Cylinder/ Cilindro maestro <b>CY</b> Slave Cylinder/ Cilindro secondario
--	--	-----------	------------------	--	--	---	--

## S2000 (AP)

<b>2.0</b>	F20C VTEC	1997	177 240	06.99 →	<b>KF-494</b> (3 pcs)	A: 210 D: 26 E: 24	<b>CY-410</b> <b>FR-413</b>
------------	--------------	------	------------	---------	--------------------------	--------------------------	--------------------------------

## SHUTTLE (RA)

<b>2.2 16V</b>	F22B8	2156	110 150	10.94 → 02.98	<b>KF-415</b> (3 pcs)	A: 190 D: 20 E: 19	
----------------	-------	------	------------	---------------	--------------------------	--------------------------	--

## STREAM (RN)

<b>1.7 16V</b>	D17A2	1668	92 125	05.01 →	<b>KF-431</b> (3 pcs)	A: 210 D: 22 E: 20	<b>CY-404</b> <b>FR-403</b>
<b>2.0 16V</b>	K20A1	1998	115 156	05.01 →	<b>KF-455</b> (3 pcs)	A: 220 D: 26 E: 24	<b>CY-411</b> <b>FR-403</b>

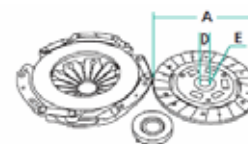
A = Disc diameter  
D = Disc centring diameter  
E = N. of disc teeth

A = Scheibendurchmesser  
D = Zentrierdurchmesser Scheibe  
E = Zähnezahl Scheibe

A = Diámetro disco  
D = Diámetro centrage disco  
E = Nº dientes disco

A = Diamètre du disque  
D = Diamètre centrage du disque  
E = Nbre de dents du disque

A = Diametro disco  
D = Diametro centraggio disco  
E = Nº denti disco



		<b>CC</b>	<b>KW HP</b>			<b>KF</b> Clutch Kit/ Kit frizione <b>VL</b> Flywheel/ Volano <b>KV</b> Clutch Kit + Flywheel	<b>FR</b> Master Cylinder/ Cilindro maestro <b>CY</b> Slave Cylinder/ Cilindro secondario
---	---	-----------	------------------	---	---	---	--

## ACCENT (LC)

1.3	G4E-A	1341	63 86	01.00 →	<b>KF-H00</b> (3 pcs)	A: 185 D: 22,3 E: 20	<b>CY-585</b> <b>FR-H13</b>
1.3		1341	62 84	08.02 →	<b>KF-H45</b> (3 pcs)	A: 200 D: 22 E: 20	<b>CY-585</b> <b>FR-H13</b>
1.3	G4E-A	1341	61 83	01.00 →	<b>KF-H00</b> (3 pcs)	A: 185 D: 22,3 E: 20	<b>CY-585</b> <b>FR-H13</b>
1.3	G4E-A	1341	55 75	01.00 →	<b>KF-H00</b> (3 pcs)	A: 185 D: 22,3 E: 20	<b>CY-585</b> <b>FR-H13</b>
1.5	G4EB	1495	66 90	01.00 →	<b>KF-551</b> (3 pcs)	A: 200 D: 22 E: 20	<b>CY-585</b> <b>FR-H13</b>
1.5	G4EC-G	1495	75 102	09.00 →	<b>KF-551</b> (3 pcs)	A: 200 D: 22 E: 20	<b>CY-585</b> <b>FR-H13</b>
1.5 CRDi	D3-EA	1493	60 82	04.02 →	<b>KF-H17</b> (3 pcs)	A: 215 D: 22 E: 20	<b>CY-585</b> <b>FR-H13</b>
1.6	G4ED-G	1599	77 105	12.02 →	<b>KF-H27</b> (3 pcs)	A: 215 D: 22 E: 20	<b>CY-285</b> <b>FR-H13</b>

## ACCENT (MC)

1.4 GL	G4EE	1399	71 97	11.05 →	<b>KF-K33</b> (3 pcs)	A: 215 D: 22 E: 20	<b>CY-K20</b> <b>FR-K21</b>
1.5 CRDi GLS	D4FA	1493	81 110	11.05 →	<b>KF-K34</b> (3 pcs)	A: 240 D: 22 E: 20	<b>CY-K20</b> <b>FR-K22</b>
1.6 GLS	G4ED	1599	82 112	11.05 →	<b>KF-K33</b> (3 pcs)	A: 215 D: 22 E: 20	<b>CY-K20</b> <b>FR-K21</b>

## ACCENT/EXCEL (X-3)

1.3	G4EH	1341	55 75	10.94 → 01.00	<b>KF-H00</b> (3 pcs)	A: 185 D: 22,3 E: 20	<b>CY-585</b> <b>FR-589</b> <b>FR-TUBE</b>
1.3	G4EH	1341	44 60	10.94 → 01.00	<b>KF-H00</b> (3 pcs)	A: 185 D: 22,3 E: 20	<b>CY-585</b> <b>FR-589</b> <b>FR-TUBE</b>
1.3 i 12V	G4EH	1341	62 84	10.94 → 01.00	<b>KF-H00</b> (3 pcs)	A: 185 D: 22,3 E: 20	<b>CY-585</b> <b>FR-589</b> <b>FR-TUBE</b>
1.5 i 12V	G4EK	1495	65 88	10.94 → 01.00	<b>KF-H01</b> (3 pcs)	A: 200 D: 22 E: 20	<b>CY-585</b> <b>FR-589</b> <b>FR-TUBE</b>
1.5 i 16V	G4ER	1495	73 99	12.95 → 01.00	<b>KF-551</b> (3 pcs)	A: 200 D: 22 E: 20	<b>CY-585</b> <b>FR-589</b> <b>FR-TUBE</b>



KF Clutch Kit




VL Flywheel



KV Clutch Kit + Flywheel



FR Master Cylinder



CY Slave Cylinder

# HYUNDAI

		<b>CC</b>	<b>KW HP</b>			<b>KF</b> Clutch Kit/ Kit frizione <b>VL</b> Flywheel/ Volano <b>KV</b> Clutch Kit + Flywheel	<b>FR</b> Master Cylinder/ Cilindro maestro <b>CY</b> Slave Cylinder/ Cilindro secondario
---	---	-----------	------------------	---	---	---	--

## ATOS (MX)

1.0 i	G4HC	999	40 54	02.98 → 03.02	<b>KF-H02</b> (3 pcs) <b>KV-K03</b> <b>VL-K03</b>	A: 180 D: 20 E: 24	Single-mass flywheel Volano monomassa
1.0 i	G4HC-E	999	43 58	03.01 →	<b>KF-H02</b> (3 pcs) <b>KV-K03</b> <b>VL-K03</b>	A: 180 D: 20 E: 24	Single-mass flywheel Volano monomassa
1.1	G4HG	1086	46 63	03.04 →	<b>KF-H02</b> (3 pcs) <b>KV-K03</b> <b>VL-K03</b>	A: 180 D: 20 E: 24	Single-mass flywheel Volano monomassa

## ATOS PRIME (MX)

1.0 i	G4HC-E	999	43 58	03.01 →	<b>KF-H02</b> (3 pcs) <b>KV-K03</b> <b>VL-K03</b>	A: 180 D: 20 E: 24	Single-mass flywheel Volano monomassa
1.0 i	G4HC	999	40 54	08.99 →	<b>KF-H02</b> (3 pcs) <b>KV-K03</b> <b>VL-K03</b>	A: 180 D: 20 E: 24	Single-mass flywheel Volano monomassa
1.1	G4HD	1086	43 59	06.03 →	<b>KF-H02</b> (3 pcs) <b>KV-K03</b> <b>VL-K03</b>	A: 180 D: 20 E: 24	Single-mass flywheel Volano monomassa
1.1	G4HG	1086	46 63	09.05 →	<b>KF-H02</b> (3 pcs) <b>KV-K03</b> <b>VL-K03</b>	A: 180 D: 20 E: 24	Single-mass flywheel Volano monomassa

## COUPE

1.6		1599	77 105	02.06 →	<b>KF-H33</b> (3 pcs)	A: 215 D: 22 E: 20	
2.0		1975	105 143	02.06 →	<b>KF-H46</b> (3 pcs)	A: 215 D: 22 E: 20	
2.7 V6		2656	121 165	02.06 →	<b>KF-H50</b> (3 pcs)	A: 225 D: 22 E: 20	

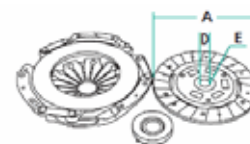
A = Disc diameter  
D = Disc centring diameter  
E = N. of disc teeth

A = Scheibendurchmesser  
D = Zentrierdurchmesser Scheibe  
E = Zahnzahl Scheibe

A = Diámetro disco  
D = Diámetro centraxe disco  
E = Nº dientes disco

A = Diamètre du disque  
D = Diamètre centrage du disque  
E = Nbre de dents du disque

A = Diametro disco  
D = Diametro centraggio disco  
E = Nº denti disco





		<b>CC</b>	<b>KW HP</b>			<b>KF</b> Clutch Kit/ Kit frizione <b>VL</b> Flywheel/ Volano <b>KV</b> Clutch Kit + Flywheel	<b>FR</b> Master Cylinder/ Cilindro maestro <b>CY</b> Slave Cylinder/ Cilindro secondario
---	---	-----------	------------------	---	---	---	--

## COUPE (GK)

1.6 16V	G4ED-G	1599	79 107	03.02 →	<b>KF-H29</b> (3 pcs)	A: 215 D: 22 E: 20	<b>CY-H01</b> <b>FR-H08</b>
1.6 16V	G4ED-G	1599	77 105	03.02 →	<b>KF-H29</b> (3 pcs)	A: 215 D: 22 E: 20	<b>CY-H01</b> <b>FR-H08</b>
2.0	G4GC-G	1975	102 139	03.02 →	<b>KF-H17</b> (3 pcs)	A: 215 D: 22 E: 20	<b>CY-H01</b> <b>FR-H08</b>
2.7 V6	G6BA-G	2656	123 167	03.02 →	<b>KF-H16</b> (3 pcs)  <b>KF-H32</b> (3 pcs)	A: 225 D: 22 E: 20  A: 225 D: 22 E: 20	<b>CY-H01</b> <b>FR-H08</b>

## COUPE (RD)

1.6 16V	G4GR	1599	85 116	03.98 → 04.02	<b>KF-H29</b> (3 pcs)	A: 215 D: 22 E: 20	<b>CY-H01</b> <b>FR-H01</b>
1.6 i 16V	4G61	1599	84 114	12.96 → 04.02	<b>KF-H29</b> (3 pcs)	A: 215 D: 22 E: 20	<b>CY-H01</b> <b>FR-H01</b>
2.0 16V	G4GF	1975	102 139	08.96 → 04.02	<b>KF-H21</b> (3 pcs)	A: 215 D: 22 E: 20	<b>CY-H01</b> <b>FR-H01</b>
2.0 16V	G4DF	1975	99 135	03.01 → 04.02	<b>KF-H17</b> (3 pcs)	A: 215 D: 22 E: 20	<b>CY-H01</b> <b>FR-H01</b>

## ELANTRA (XD)

1.6	G4ED-G	1599	77 105	05.03 →	<b>KF-H33</b> (3 pcs)	A: 215 D: 22 E: 20	<b>CY-H01</b> <b>FR-H08</b>
1.6	G4ED-G	1599	79 107	06.00 →	<b>KF-H33</b> (3 pcs)	A: 215 D: 22 E: 20	<b>CY-H01</b> <b>FR-H08</b>
1.6	G4GA	1599	82 112	09.03 →	<b>KF-H33</b> (3 pcs)	A: 215 D: 22 E: 20	
2.0	G4GC	1975	105 143	10.03 →	<b>KF-H17</b> (3 pcs)	A: 215 D: 22 E: 20	<b>CY-H01</b> <b>FR-H08</b>
2.0	G4GC	1975	104 141	06.00 →	<b>KF-H17</b> (3 pcs)	A: 215 D: 22 E: 20	<b>CY-H01</b> <b>FR-H08</b>
2.0	G4GC-G	1975	102 139	06.00 →	<b>KF-H17</b> (3 pcs)	A: 215 D: 22 E: 20	<b>CY-H01</b> <b>FR-H08</b>
2.0 CRDi	D4EA	1991	83 113	04.01 →	<b>KF-H32</b> (3 pcs)	A: 225 D: 22 E: 20	<b>CY-H01</b> <b>FR-H08</b>

## GALLOPER I

2.5 TD	4D56T	2477	62 85	08.91 → 07.98	<b>KF-511</b> (3 pcs)	A: 225 D: 26 E: 23	11.95→
--------	-------	------	----------	---------------	--------------------------	--------------------------	--------



KF Clutch Kit




VL Flywheel



KV Clutch Kit + Flywheel



FR Master Cylinder



CY Slave Cylinder

		<b>CC</b>	<b>KW HP</b>			<b>KF</b> Clutch Kit/ Kit frizione <b>VL</b> Flywheel/ Volano <b>KV</b> Clutch Kit + Flywheel	<b>FR</b> Master Cylinder/ Cilindro maestro <b>CY</b> Slave Cylinder/ Cilindro secondario
---	---	-----------	------------------	---	---	---	--

## GALLOPER I

<b>2.5 TD intercooler</b>	4D56T	2477	70 95	08.91 → 07.98	<b>KF-511</b> (3 pcs)	A: 225 D: 26 E: 23	11.95→	
<b>3.0 V6</b>	6G72	2972	104 141	08.91 → 07.98	<b>KF-556</b> (3 pcs)	A: 240 D: 29 E: 14		

## GALLOPER II (JK-01)

<b>2.5 TCi D</b>	D4BH	2476	77 105	08.98 →	<b>KF-511</b> (3 pcs)  <b>KF-598</b> (3 pcs)	A: 225 D: 26 E: 23  A: 225 D: 26 E: 23	→06.02 5M	<b>CY-H00</b> <b>FR-H00</b>
<b>2.5 TD</b>	D4BA	2476	65 88	08.98 →	<b>KF-511</b> (3 pcs)  <b>KF-598</b> (3 pcs)	A: 225 D: 26 E: 23  A: 225 D: 26 E: 23	→06.02 5M	<b>CY-H00</b> <b>FR-H00</b>
<b>2.5 TD intercooler</b>	D4BH	2476	73 99	08.98 →	<b>KF-511</b> (3 pcs)  <b>KF-598</b> (3 pcs)	A: 225 D: 26 E: 23  A: 225 D: 26 E: 23	→06.02 5M	<b>CY-H00</b> <b>FR-H00</b>
<b>3.0 V6</b>	G6AT	2972	104 141	08.98 →	<b>KF-5003</b> (3 pcs)	A: 240 D: 30 E: 14		<b>CY-H00</b> <b>FR-H00</b>

## GETZ (TB)

<b>1.1</b>	G4HD	1086	46 63	09.02 →	<b>KF-H25</b> (3 pcs)	A: 180 D: 22 E: 20		<b>CY-H06</b> <b>FR-H07</b>
<b>1.1</b>	G4HD	1086	49 67	09.05 →	<b>KF-H25</b> (3 pcs)	A: 180 D: 22 E: 20		<b>CY-H06</b> <b>FR-H07</b>
<b>1.3</b>	G4E-A	1341	63 85	09.03 →	<b>KF-H26</b> (3 pcs)	A: 200 D: 22 E: 20		<b>CY-585</b> <b>FR-H07</b>
<b>1.3</b>	G4E-A	1341	60 82	09.02 →	<b>KF-H26</b> (3 pcs)	A: 200 D: 22 E: 20		<b>CY-585</b> <b>FR-H07</b>
<b>1.4</b>	G4EE	1399	71 97	08.05 →	<b>KF-H04</b> (3 pcs)	A: 215 D: 22 E: 20		<b>CY-585</b>
<b>1.5 CRDi</b>	D3-EA	1493	60 82	03.03 →	<b>KF-H17</b> (3 pcs)	A: 215 D: 22 E: 20		<b>CY-H10</b> <b>FR-H05</b>
<b>1.5 CRDi</b>		1493	65 88	08.05 →	<b>KF-K34</b> (3 pcs)	A: 240 D: 22 E: 20		<b>CY-H10</b> <b>FR-H05</b>
<b>1.5 CRDi GLS</b>	D4FA	1493	81 110	08.05 →	<b>KF-K34</b> (3 pcs)	A: 240 D: 22 E: 20		<b>CY-H10</b>

A = Disc diameter

D = Disc centring diameter

E = N. of disc teeth

A = Scheibendurchmesser

D = Zentrierdurchmesser Scheibe

E = Zahnzahl Scheibe

A = Diámetro disco

D = Diámetro centrage disco

E = N° dientes disco

A = Diamètre du disque

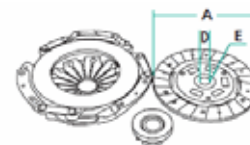
D = Diamètre centrage du disque

E = Nbre de dents du disque

A = Diametro disco

D = Diametro centraggio disco

E = N° denti disco



		<b>CC</b>	<b>KW HP</b>			<b>KF</b> Clutch Kit/ Kit frizione <b>VL</b> Flywheel/ Volano <b>KV</b> Clutch Kit + Flywheel	<b>FR</b> Master Cylinder/ Cilindro maestro <b>CY</b> Slave Cylinder/ Cilindro secondario
---	---	-----------	------------------	---	---	---	--

## GETZ (TB)

1.6	G4ED-G	1599	77 106	09.02 →	<b>KF-H27</b> (3 pcs)  <b>KF-H43</b> (3 pcs)	A: 215 D: 22 E: 20 A: 215 D: 22 E: 20	→07.03  07.03→08.05	<b>CY-585</b>  <b>FR-H07</b>
-----	--------	------	-----------	---------	--	--	---------------------------	------------------------------------

## GRANDEUR

2.0 executive (4G63)				09.86 →	<b>KF-574</b> (3 pcs)  <b>KF-H05</b> (3 pcs)	A: 225 D: 22 E: 20 A: 215 D: 22 E: 20	09.92→	
----------------------	--	--	--	---------	--	--	--------	--

## H-1

2.5 CRDi		2497	103 140	12.02 →	<b>KF-K26</b> (3 pcs)	A: 240 D: 26 E: 23		
----------	--	------	------------	---------	--------------------------	--------------------------	--	--

## H-1/H-200

2.5 CRDi	D4CB	2497	103 140	08.03 →	<b>KF-K23</b> (3 pcs)	A: 255 D: 26 E: 23		<b>FR-H02</b>
2.5 TD	D4BF	2476	59 80	03.00 → 09.00	<b>KF-H31</b> (3 pcs)	A: 240 D: 26 E: 23		<b>CY-H02</b> <b>FR-H02</b>
2.5 TD	D4BH	2476	73 99	03.00 →	<b>KF-K26</b> (3 pcs)	A: 240 D: 26 E: 23		<b>CY-H02</b> <b>FR-H02</b>
2.5 TD	D4BH	2476	74 101	10.01 →	<b>KF-H31</b> (3 pcs)	A: 240 D: 26 E: 23		<b>CY-H02</b> <b>FR-H02</b>

## H-1/H-200/SATELLITE

2.4	G4CS	2351	82 112	10.97 →	<b>KF-H14</b> (3 pcs)	A: 240 D: 26 E: 23		<b>CY-H02</b> <b>FR-H02</b>
2.4 4WD	G4CS	2351	82 112	10.97 →	<b>KF-H14</b> (3 pcs)	A: 240 D: 26 E: 23		<b>CY-H02</b> <b>FR-H02</b>
2.5 D		2476	57 78	10.97 →	<b>KF-H14</b> (3 pcs)  <b>KF-H31</b> (3 pcs)	A: 240 D: 26 E: 23 A: 240 D: 26 E: 23	→05.99  06.99→	<b>CY-H02</b> <b>FR-H02</b>
2.5 TD	D4BF	2476	59 80	10.97 →	<b>KF-H14</b> (3 pcs)  <b>KF-H31</b> (3 pcs)	A: 240 D: 26 E: 23 A: 240 D: 26 E: 23	→05.99  06.99→	<b>CY-H02</b> <b>FR-H02</b>
2.5 TD	D4BH	2476	73 99	10.99 → 11.01	<b>KF-K26</b> (3 pcs)	A: 240 D: 26 E: 23		<b>CY-H02</b> <b>FR-H02</b>



KF Clutch Kit




VL Flywheel



KV Clutch Kit + Flywheel



FR Master Cylinder



CY Slave Cylinder

# HYUNDAI

		<b>CC</b>	<b>KW HP</b>			<b>KF</b> Clutch Kit/ Kit frizione <b>VL</b> Flywheel/ Volano <b>KV</b> Clutch Kit + Flywheel	<b>FR</b> Master Cylinder/ Cilindro maestro <b>CY</b> Slave Cylinder/ Cilindro secondario
---	---	-----------	------------------	---	---	---	--

## H-1/H-200/SATELLITE

2.5 TD	D4BH	2476	74 101	11.01 →	<b>KF-H31</b> (3 pcs)	A: 240 D: 26 E: 23	<b>CY-H02</b> <b>FR-H02</b>
--------	------	------	-----------	---------	--------------------------	--------------------------	--------------------------------

## H100 (P)

2.4	G4CS	2351	84 114	01.97 → 03.00	<b>KF-H23</b> (3 pcs)	A: 225 D: 26 E: 23	<b>CY-H02</b> <b>FR-585</b>
2.4	G4CS	2351	90 122	07.93 → 03.00	<b>KF-H23</b> (3 pcs)	A: 225 D: 26 E: 23	<b>CY-H02</b> <b>FR-585</b>
2.5 D	D4BA	2477	57 78	12.94 → 03.00	<b>KF-559</b> (3 pcs)	A: 225 D: 26 E: 23	<b>CY-H02</b> <b>FR-585</b>
2.5 D	D4BA D4BX	2477	55 75	07.93 → 12.94	<b>KF-558</b> (3 pcs)	A: 225 D: 26 E: 23	<b>CY-581</b> <b>FR-585</b>
2.5 TD	D4BF	2477	59 80	07.93 → 03.00	<b>KF-559</b> (3 pcs)	A: 225 D: 26 E: 23	<b>CY-581</b> <b>FR-585</b>

## i10

1.1	G4HG	1086	48 65	12.07 →	<b>KF-H02</b> (3 pcs)  <b>KV-K03</b> <b>VL-K03</b>	A: 180 D: 20 E: 24  Single-mass flywheel Volano monomassa	
1.1	G4HG	1086	49 67	01.08 →	<b>KF-H02</b> (3 pcs)  <b>KV-K03</b> <b>VL-K03</b>	A: 180 D: 20 E: 24  Single-mass flywheel Volano monomassa	
1.1 CRDi	D3FA	1120	55 75	01.08 →	<b>KF-K32</b> (3 pcs)	A: 215 D: 22 E: 20	<b>CY-K21</b>
1.2	G4LA	1248	57 78	11.08 →	<b>KF-H53</b> (3 pcs)	A: 200 D: 20 E: 24	

## i20

1.2	G4LA	1248	57 78	09.08 →	<b>KF-H53</b> (3 pcs)	A: 200 D: 20 E: 24	
1.4	G4FA	1396	74 101	09.08 →	<b>KF-K33</b> (3 pcs)  <b>KV-K04</b> <b>VL-K04</b>	A: 215 D: 22 E: 20  Single-mass flywheel Volano monomassa	<b>CY-H10</b>
1.4 CRDi	D4FC	1396	55 75	04.09 →	<b>KF-K41</b> (3 pcs)	A: 240 D: 22,5 E: 20	

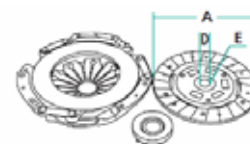
A = Disc diameter  
D = Disc centring diameter  
E = N. of disc teeth

A = Scheibendurchmesser  
D = Zentrierdurchmesser Scheibe  
E = Zähnezahl Scheibe

A = Diámetro disco  
D = Diámetro centrage disco  
E = Nº dientes disco

A = Diamètre du disque  
D = Diamètre centrage du disque  
E = Nbre de dents du disque

A = Diametro disco  
D = Diametro centraggio disco  
E = Nº denti disco



		<b>CC</b>	<b>KW HP</b>			<b>KF</b> Clutch Kit/ Kit frizione <b>VL</b> Flywheel/ Volano <b>KV</b> Clutch Kit + Flywheel	<b>FR</b> Master Cylinder/ Cilindro maestro <b>CY</b> Slave Cylinder/ Cilindro secondario
---	---	-----------	------------------	---	---	---	--

i20							
1.6 CRDi	D4FB	1582	85 116	09.08 →	<b>KF-K41</b> (3 pcs)	A: 240 D: 22,5 E: 20	<b>CY-H10</b>

i30							
1.4	G4FA	1396	80 109	10.07 →	<b>KF-K33</b> (3 pcs)  <b>KV-K04</b> <b>VL-K04</b>	A: 215 D: 22 E: 20  Single-mass flywheel Volano monomassa	<b>CY-K20</b> <b>FR-K05</b>
1.4	G4FA	1396	77 105	10.07 →	<b>KF-K33</b> (3 pcs)  <b>KV-K04</b> <b>VL-K04</b>	A: 215 D: 22 E: 20  Single-mass flywheel Volano monomassa	<b>CY-K20</b> <b>FR-K05</b>
1.6		1591	93 126	02.08 →	<b>KF-K33</b> (3 pcs)	A: 215 D: 22 E: 20	<b>CY-K20</b> <b>FR-K05</b>
1.6	G4FC	1591	90 122	10.07 →	<b>KF-K33</b> (3 pcs)  <b>KV-K04</b> <b>VL-K04</b>	A: 215 D: 22 E: 20  Single-mass flywheel Volano monomassa	<b>CY-K20</b> <b>FR-K05</b>
1.6		1591	85 116	10.07 →	<b>KF-K33</b> (3 pcs)	A: 215 D: 22 E: 20	<b>CY-K20</b> <b>FR-K05</b>
1.6 CRDi	D4FB	1582	85 116	10.07 →	<b>KF-H51</b> (3 pcs)	A: 240 D: 22 E: 20	<b>CY-K20</b> <b>FR-K05</b>
1.6 CRDi		1582	66 90	10.07 →	<b>KF-H51</b> (3 pcs)	A: 240 D: 22 E: 20	<b>FR-K05</b>
2.0 CRDi	D4EA	1991	103 140	10.07 →	<b>KF-H39</b> (3 pcs)  <b>KF-H12</b> (3 pcs)  <b>KV-H06</b> <b>KV-H08</b> <b>VL-H06</b>	A: 235 D: 25 E: 23  A: 235 D: 22 E: 20  MT6  MT6  Dual-mass flywheel Volano bimassa	<b>FR-K05</b>

i40							
1.6 GDi		1591	99 135	06.11 →	<b>KF-H59</b> (3 pcs)	A: 225 D: 22 E: 20	<b>CY-K20</b>
1.7 CRDi		1685	100 136	06.11 →			<b>CY-K20</b>
1.7 CRDi		1685	85 116	06.11 →			<b>CY-K20</b>
2.0 GDi		1999	130 177	06.11 →			<b>CY-K20</b>



KF Clutch Kit




VL Flywheel



KV Clutch Kit + Flywheel



FR Master Cylinder



CY Slave Cylinder



# HYUNDAI

		<b>CC</b>	<b>KW HP</b>			<b>KF</b> Clutch Kit/ Kit frizione <b>VL</b> Flywheel/ Volano <b>KV</b> Clutch Kit + Flywheel	<b>FR</b> Master Cylinder/ Cilindro maestro <b>CY</b> Slave Cylinder/ Cilindro secondario
--	--	-----------	------------------	--	--	---	--

ix20							
1.4		1396	66 90	11.10 →	<b>KF-K33</b> (3 pcs)	A: 215 D: 22 E: 20	
1.4 CRDi	D4FC	1396	57 77	11.10 →	<b>KF-K41</b> (3 pcs)	A: 240 D: 22,5 E: 20	
1.6	G4FC	1591	92 125	11.10 →	<b>KF-K33</b> (3 pcs)	A: 215 D: 22 E: 20	

ix35							
1.7 CRDi		1685	85 116	03.10 →	<b>KF-K41</b> (3 pcs)	A: 240 D: 22,5 E: 20	
2.0	G4KD	1998	120 163	03.10 →	<b>KF-H55</b> (3 pcs)	A: 235 D: 22 E: 20	<b>CY-H01</b>
2.0 CRDi		1995	100 136	03.10 →	<b>KF-H57</b> (3 pcs)	A: 240 D: 26 E: 23	With Bearing Hydraulic Con Cuscinetto Idraulico

LANTRA I (J-1)								
1.5 i.e.	G15B G4DJ	1468	63 86	10.90 → 11.95	<b>KF-580</b> (3 pcs)	A: 200 D: 22 E: 20	→06.95	<b>CY-579</b> <b>FR-587</b>
					<b>KF-H03</b> (3 pcs)	A: 200 D: 22 E: 20	06.93→06.95	
					<b>KF-H24</b> (3 pcs)	A: 185 D: 22 E: 20	→06.93	
1.6 i.e. 16V	G4CR	1596	78 106	10.90 → 11.95	<b>KF-H03</b> (3 pcs)	A: 200 D: 22 E: 20	→06.93	<b>CY-583</b> <b>FR-587</b>
					<b>KF-H05</b> (3 pcs)	A: 215 D: 22 E: 20	06.93→06.95	
1.6 i.e. 16V	G4CR	1596	84 114	10.90 → 11.95	<b>KF-H03</b> (3 pcs)	A: 200 D: 22 E: 20	→06.93	<b>CY-583</b> <b>FR-587</b>
					<b>KF-H05</b> (3 pcs)	A: 215 D: 22 E: 20	06.93→06.95	
1.8 i.e. 16V	G4CN	1836	93 127	10.90 → 11.95	<b>KF-H05</b> (3 pcs)	A: 215 D: 22 E: 20	pull clutch	<b>CY-583</b> <b>FR-587</b>
					<b>KF-H04</b> (3 pcs)	A: 215 D: 22 E: 20	push clutch	

LANTRA II (J-2)							
1.5 12V	G4EK	1495	65 88	12.96 → 09.00	<b>KF-H04</b> (3 pcs)	A: 215 D: 22 E: 20	<b>CY-H01</b> <b>FR-H03</b>
1.6 16V	4G61	1599	84 114	11.95 → 09.00	<b>KF-H04</b> (3 pcs)	A: 215 D: 22 E: 20	<b>CY-H01</b> <b>FR-H01</b>

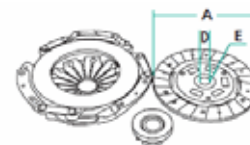
A = Disc diameter  
D = Disc centring diameter  
E = N. of disc teeth

A = Scheibendurchmesser  
D = Zentrierdurchmesser Scheibe  
E = Zahnzahl Scheibe

A = Diámetro disco  
D = Diámetro centraje disco  
E = Nº dientes disco

A = Diamètre du disque  
D = Diamètre centrage du disque  
E = Nbre de dents du disque

A = Diametro disco  
D = Diametro centraggio disco  
E = Nº denti disco



		<b>CC</b>	<b>KW HP</b>			<b>KF</b> Clutch Kit/ Kit frizione <b>VL</b> Flywheel/ Volano <b>KV</b> Clutch Kit + Flywheel	<b>FR</b> Master Cylinder/ Cilindro maestro <b>CY</b> Slave Cylinder/ Cilindro secondario
---	---	-----------	------------------	---	---	---	--

## LANTRA II (J-2)

1.6 i	G4GR	1599	66 90	11.95 → 09.00	<b>KF-H04</b> (3 pcs)	A: 215 D: 22 E: 20	<b>CY-H01</b> <b>FR-H01</b>
1.8 16V	G4GM	1795	94 128	11.95 → 09.00	<b>KF-H21</b> (3 pcs)	A: 215 D: 22 E: 20	<b>CY-H01</b> <b>FR-H03</b>
1.9 D	DJY	1905	50 68	03.98 → 09.00	<b>KF-H08</b> (3 pcs)	A: 215 D: 22 E: 20	<b>CY-H01</b> <b>FR-H03</b>
2.0 16V	G4GF	1975	102 139	08.96 → 09.00	<b>KF-H21</b> (3 pcs)	A: 215 D: 22 E: 20	<b>CY-H01</b> <b>FR-H01</b>

## MATRIX (FC)

1.5 CRDi	D3-EA	1496	60 82	10.01 →	<b>KF-H17</b> (3 pcs)	A: 215 D: 22 E: 20	<b>CY-H01</b> <b>FR-H05</b>
1.5 CRDi	D4FA	1493	75 102	12.04 →	<b>KF-K34</b> (3 pcs)	A: 240 D: 22 E: 20	<b>CY-H10</b> <b>FR-H05</b>
1.6	G4ED-G	1599	76 103	06.01 →	<b>KF-H28</b> (3 pcs)	A: 215 D: 22 E: 20	<b>CY-H01</b> <b>FR-H05</b>
1.8	G4GB-G	1795	90 122	06.01 →	<b>KF-H30</b> (3 pcs)	A: 215 D: 22 E: 20	<b>CY-H01</b> <b>FR-H05</b>

## PONY

1.2		1238	40 54	06.74 →	<b>KF-501</b> (3 pcs)	A: 185 D: 22 E: 20	
1.3	G13B	1299	50 68	10.85 → 09.89	<b>KF-500</b> (3 pcs)	A: 185 D: 22 E: 20	<b>CY-585</b> <b>FR-589</b> <b>FR-TUBE</b>
1.4		1439	50 68	08.77 →	<b>KF-501</b> (3 pcs)	A: 185 D: 22 E: 20	
1.5	G15B G4DJ	1468	53 72	10.85 → 09.89	<b>KF-500</b> (3 pcs)	A: 185 D: 22 E: 20	

## PONY (X-2)

1.3	G4DG	1299	43 58	10.89 → 01.95	<b>KF-500</b> (3 pcs)	A: 185 D: 22 E: 20	<b>CY-579</b> <b>FR-587</b>
1.5	G15B G4DJ	1468	53 72	10.89 → 01.95	<b>KF-500</b> (3 pcs)	A: 185 D: 22 E: 20	<b>CY-579</b> <b>FR-587</b>
1.5 i	G15B G4DJ	1468	61 83	10.89 → 01.95	<b>KF-500</b> (3 pcs)	A: 185 D: 22 E: 20	<b>CY-579</b> <b>FR-587</b>
1.5 i	G15B G4DJ	1468	62 84	10.89 → 01.95	<b>KF-500</b> (3 pcs)	A: 185 D: 22 E: 20	<b>CY-579</b> <b>FR-587</b>



KF Clutch Kit




VL Flywheel



KV Clutch Kit + Flywheel



FR Master Cylinder



CY Slave Cylinder

# HYUNDAI

		<b>CC</b>	<b>KW HP</b>			<b>KF</b> Clutch Kit/ Kit frizione <b>VL</b> Flywheel/ Volano <b>KV</b> Clutch Kit + Flywheel	<b>FR</b> Master Cylinder/ Cilindro maestro <b>CY</b> Slave Cylinder/ Cilindro secondario
---	---	-----------	------------------	---	---	---	--

## PONY/EXCEL (X-2)

1.3		1299	49 67	01.90 → 01.95	<b>KF-H22</b> (3 pcs)	A: 185 D: 22 E: 20	<b>CY-579</b> <b>FR-587</b>
1.5	G15B G4DJ	1468	53 72	01.90 → 01.95	<b>KF-500</b> (3 pcs)	A: 185 D: 22 E: 20	<b>CY-579</b> <b>FR-587</b>
1.5 i	G15B G4DJ	1468	61 83	01.90 → 01.95	<b>KF-500</b> (3 pcs)	A: 185 D: 22 E: 20	<b>CY-579</b> <b>FR-587</b>
1.5 i	G15B G4DJ	1468	62 84	01.90 → 01.95	<b>KF-500</b> (3 pcs)	A: 185 D: 22 E: 20	<b>CY-579</b> <b>FR-587</b>

## S COUPE (SLC)

1.5 i	G15B G4DJ	1468	62 84	02.90 → 05.96	<b>KF-580</b> (3 pcs)	A: 200 D: 22 E: 20	<b>CY-583</b> <b>FR-581</b>	07.91→
1.5 i	G4EK	1495	65 88	04.92 → 05.96	<b>KF-581</b> (3 pcs)	A: 200 D: 22 E: 20	<b>CY-583</b> <b>FR-581</b>	
1.5 i Turbo	G4EK-TC	1495	85 116	04.91 → 05.96	<b>KF-582</b> (3 pcs)	A: 215 D: 22 E: 20		

## SANTA FÉ

2.2 CRDi	D4EB	2188	114 155	03.06 →	<b>KF-H40</b> (3 pcs)  <b>KV-H07</b> <b>VL-H07</b>	A: 255 D: 26 E: 23  With Bearing Hydraulic Con Cuscinetto Idraulico  Dual-mass flywheel Volano bimassa	<b>CY-H11</b> <b>FR-H21</b>
2.2 CRDi		2188	102 139	03.06 →	<b>KF-H40</b> (3 pcs)  <b>KV-H07</b> <b>VL-H07</b>	A: 255 D: 26 E: 23  With Bearing Hydraulic Con Cuscinetto Idraulico  Dual-mass flywheel Volano bimassa	<b>CY-H11</b> <b>FR-H21</b>
2.2 CRDi 4x4		2188	102 139	03.06 →	<b>KF-H40</b> (3 pcs)  <b>KV-H07</b> <b>VL-H07</b>	A: 255 D: 26 E: 23  With Bearing Hydraulic Con Cuscinetto Idraulico  Dual-mass flywheel Volano bimassa	<b>CY-H11</b> <b>FR-H21</b>
2.2 CRDi 4x4		2188	114 155	03.06 →	<b>KF-H40</b> (3 pcs)  <b>KV-H07</b> <b>VL-H07</b>	A: 255 D: 26 E: 23  With Bearing Hydraulic Con Cuscinetto Idraulico  Dual-mass flywheel Volano bimassa	<b>CY-H11</b> <b>FR-H21</b>
2.2 CRDi GLS	D4EB	2188	110 150	03.06 →	<b>KF-H40</b> (3 pcs)  <b>KV-H07</b> <b>VL-H07</b>	A: 255 D: 26 E: 23  With Bearing Hydraulic Con Cuscinetto Idraulico  Dual-mass flywheel Volano bimassa	<b>CY-H11</b> <b>FR-H21</b>

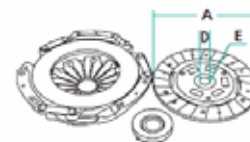
A = Disc diameter  
D = Disc centring diameter  
E = N. of disc teeth

A = Scheibendurchmesser  
D = Zentrierdurchmesser Scheibe  
E = Zähnezahl Scheibe

A = Diámetro disco  
D = Diámetro centrage disco  
E = N° dientes disco

A = Diamètre du disque  
D = Diamètre centrage du disque  
E = Nbre de dents du disque

A = Diametro disco  
D = Diametro centraggio disco  
E = N° denti disco



		<b>CC</b>	<b>KW HP</b>			<b>KF</b> Clutch Kit/ Kit frizione <b>VL</b> Flywheel/ Volano <b>KV</b> Clutch Kit + Flywheel	<b>FR</b> Master Cylinder/ Cilindro maestro <b>CY</b> Slave Cylinder/ Cilindro secondario
---	---	-----------	------------------	---	---	---	--

## SANTA FÉ

<b>2.2 CRDi GLS 4x4</b>	D4EB	2188	110 150	03.06 →	<b>KF-H40</b> (3 pcs)  <b>KV-H07</b> <b>VL-H07</b>	A: 255 D: 26 E: 23  With Bearing Hydraulic Con Cuscinetto Idraulico  Dual-mass flywheel Volano bimassa	<b>CY-H11</b> <b>FR-H21</b>
-------------------------	------	------	------------	---------	--	--	--------------------------------

## SANTA FE' (SM)

<b>2.0</b>	G4BP	1997	99 135	08.01 →	<b>KF-H15</b> (3 pcs)	A: 215 D: 22 E: 20	<b>CY-H01</b> <b>FR-H04</b>
<b>2.0 CRDi</b>	D4EA	1991	83 113	08.01 →	<b>KF-H16</b> (3 pcs)  <b>KF-H32</b> (3 pcs)  <b>KV-H00</b> <b>VL-H00</b>	A: 225 D: 22 E: 20  A: 225 D: 22 E: 20  Single-mass flywheel Volano monomassa	→06.03 06.03→  <b>CY-H01</b> <b>FR-H04</b>
<b>2.0 CRDi 4 ruote motrici</b>		1991	107 145	11.03 → 02.06	<b>KF-H52</b> (3 pcs)  <b>KV-H05</b>	A: 235 D: 22,5 E: 20	
<b>2.0 CRDi 4x4</b>	D4EA	1991	83 113	04.01 →	<b>KF-H32</b> (3 pcs)  <b>KF-H16</b> (3 pcs)  <b>KV-H00</b> <b>VL-H00</b>	A: 225 D: 22 E: 20  A: 225 D: 22 E: 20  Single-mass flywheel Volano monomassa	06.03→ →06.03  <b>CY-H01</b> <b>FR-H04</b>
<b>2.0 CRDi 4x4</b>	D4EA	1991	92 125	08.03 →	<b>KF-H52</b> (3 pcs)  <b>KV-H05</b> <b>VL-H05</b>	A: 235 D: 22,5 E: 20  Dual-mass flywheel Volano bimassa	<b>CY-H01</b> <b>FR-H04</b>
<b>2.2 CRDi</b>	D4EB	2188	110 150	10.05 →	<b>KF-H40</b> (3 pcs)  <b>KV-H07</b> <b>VL-H07</b>	A: 255 D: 26 E: 23  With Bearing Hydraulic Con Cuscinetto Idraulico  Dual-mass flywheel Volano bimassa	<b>FR-H21</b>
<b>2.2 CRDi 4x4</b>	D4EB	2188	110 150	10.05 →	<b>KF-H40</b> (3 pcs)  <b>KV-H07</b> <b>VL-H07</b>	A: 255 D: 26 E: 23  With Bearing Hydraulic Con Cuscinetto Idraulico  Dual-mass flywheel Volano bimassa	<b>FR-H21</b>



KF Clutch Kit




VL Flywheel



KV Clutch Kit + Flywheel



FR Master Cylinder



CY Slave Cylinder

# HYUNDAI

		<b>CC</b>	<b>KW HP</b>			<b>KF</b> Clutch Kit/ Kit frizione <b>VL</b> Flywheel/ Volano <b>KV</b> Clutch Kit + Flywheel	<b>FR</b> Master Cylinder/ Cilindro maestro <b>CY</b> Slave Cylinder/ Cilindro secondario
---	---	-----------	------------------	---	---	---	--

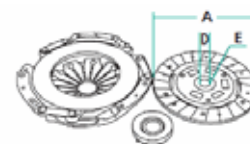
## SANTA FE' (SM)

<b>2.4 16V</b>	G4JS-G	2351	100 136	02.01 →	<b>KF-H16</b> (3 pcs)  <b>KF-H32</b> (3 pcs)  <b>KV-H03</b>  <b>VL-H03</b>	<b>A:</b> 225 <b>D:</b> 22 <b>E:</b> 20  <b>A:</b> 225 <b>D:</b> 22 <b>E:</b> 20	→06.03  06.03→	<b>CY-H01</b>  <b>FR-H04</b>
<b>2.4 16V</b>	G4JS-G	2351	107 146	02.01 →	<b>KF-H16</b> (3 pcs)  <b>KF-H32</b> (3 pcs)  <b>KV-H03</b>  <b>VL-H03</b>	<b>A:</b> 225 <b>D:</b> 22 <b>E:</b> 20  <b>A:</b> 225 <b>D:</b> 22 <b>E:</b> 20	→06.03  06.03→	<b>CY-H01</b>  <b>FR-H04</b>
<b>2.4 16V 4x4</b>	G4JS-G	2351	100 136	02.01 →	<b>KF-H16</b> (3 pcs)  <b>KF-H32</b> (3 pcs)  <b>KV-H03</b>  <b>VL-H03</b>	<b>A:</b> 225 <b>D:</b> 22 <b>E:</b> 20  <b>A:</b> 225 <b>D:</b> 22 <b>E:</b> 20	→06.03  07.03→	<b>CY-H01</b>  <b>FR-H04</b>
<b>2.4 16V 4x4</b>	G4JS-G	2351	107 146	02.01 →	<b>KF-H16</b> (3 pcs)  <b>KF-H32</b> (3 pcs)  <b>KV-H03</b>  <b>VL-H03</b>	<b>A:</b> 225 <b>D:</b> 22 <b>E:</b> 20  <b>A:</b> 225 <b>D:</b> 22 <b>E:</b> 20	→06.03  07.03→	<b>CY-H01</b>  <b>FR-H04</b>
<b>2.7 V6 4x4</b>	G6BA-G	2656	127 173	02.01 →	<b>KF-H32</b> (3 pcs)  <b>KF-H16</b> (3 pcs)	<b>A:</b> 225 <b>D:</b> 22 <b>E:</b> 20  <b>A:</b> 225 <b>D:</b> 22 <b>E:</b> 20		<b>CY-H01</b>  <b>FR-H04</b>

## SANTAMO

<b>2.0 16V</b>		1997	102 139	05.99 →	<b>KF-H09</b> (3 pcs)  <b>KF-H10</b> (3 pcs)	<b>A:</b> 215 <b>D:</b> 22 <b>E:</b> 20  <b>A:</b> 225 <b>D:</b> 22 <b>E:</b> 20		
<b>2.0 16V 4x4</b>		1997	102 139	05.99 →	<b>KF-H11</b> (3 pcs)	<b>A:</b> 215 <b>D:</b> 22 <b>E:</b> 20		

**A** = Disc diameter    **A** = Scheibendurchmesser    **A** = Diámetro disco    **A** = Diamètre du disque    **A** = Diametro disco  
**D** = Disc centring diameter    **D** = Zentrierdurchmesser Scheibe    **D** = Diámetro centrage disco    **D** = Diamètre centrage du disque    **D** = Diametro centraggio disco  
**E** = N. of disc teeth    **E** = Zähnezahl Scheibe    **E** = Nº dientes disco    **E** = Nbre de dents du disque    **E** = Nº denti disco





		<b>CC</b>	<b>KW HP</b>			<b>KF</b> Clutch Kit/ Kit frizione <b>VL</b> Flywheel/ Volano <b>KV</b> Clutch Kit + Flywheel	<b>FR</b> Master Cylinder/ Cilindro maestro <b>CY</b> Slave Cylinder/ Cilindro secondario
---	---	-----------	------------------	---	---	---	--

## SONATA I (Y-2)

1.8 i	G4G2	1796	70 95	09.88 → 10.93	<b>KF-557</b> (3 pcs)	A: 215 D: 22 E: 20	<b>CY-583</b>
2.0 i	G4CP	1997	74 101	09.88 → 08.91	<b>KF-557</b> (3 pcs)	A: 215 D: 22 E: 20	<b>CY-583</b>
2.0 i	G4CP-U	1997	80 109	01.91 → 10.93	<b>KF-557</b> (3 pcs)	A: 215 D: 22 E: 20	<b>CY-583</b>
2.0 i 16V	G4CP-D	1997	96 130	01.91 → 10.93	<b>KF-557</b> (3 pcs)	A: 215 D: 22 E: 20	<b>CY-583</b>
2.4 i	G4CS	2351	83 113	09.88 → 08.91	<b>KF-579</b> (3 pcs)	A: 225 D: 22 E: 20	01.90→ <b>CY-583</b>

## SONATA II (Y-3)

1.8 i	G4CM	1796	72 98	05.93 → 06.98	<b>KF-557</b> (3 pcs)	A: 215 D: 22 E: 20	<b>CY-H01</b> <b>FR-H06</b>
					<b>KF-578</b> (3 pcs)	A: 225 D: 22 E: 20	02.96→
2.0 i		1997	70 95	08.96 → 06.98	<b>KF-557</b> (3 pcs)	A: 215 D: 22 E: 20	<b>CY-H01</b> <b>FR-H06</b>
					<b>KF-578</b> (3 pcs)	A: 225 D: 22 E: 20	
					<b>KF-H07</b> (3 pcs)	A: 225 D: 22 E: 20	
2.0 i	G4CP	1997	77 105	06.94 → 08.96	<b>KF-557</b> (3 pcs)	A: 215 D: 22 E: 20	<b>CY-H01</b> <b>FR-H06</b>
2.0 i 16V	G4CP-DM	1997	92 125	06.96 → 06.98	<b>KF-557</b> (3 pcs)	A: 215 D: 22 E: 20	<b>CY-H01</b> <b>FR-H06</b>
					<b>KF-H07</b> (3 pcs)	A: 225 D: 22 E: 20	
					<b>KF-578</b> (3 pcs)	A: 225 D: 22 E: 20	
2.0 i 16V	G4CP-D	1997	102 139	05.93 → 06.98	<b>KF-557</b> (3 pcs)	A: 215 D: 22 E: 20	<b>CY-H01</b> <b>FR-H06</b>

## SONATA III (EF)

2.0 16V	G4JP-G	1997	100 136	06.98 → 10.01	<b>KF-H15</b> (3 pcs)	A: 215 D: 22 E: 20	<b>CY-H01</b> <b>FR-H06</b>
2.4 16V		2351	105 143	03.98 → 10.01	<b>KF-H36</b> (3 pcs)	A: 225 D: 22 E: 20	<b>CY-H01</b> <b>FR-H06</b>



KF Clutch Kit




VL Flywheel



KV Clutch Kit + Flywheel



FR Master Cylinder



CY Slave Cylinder

# HYUNDAI

		<b>CC</b>	<b>KW HP</b>			<b>KF</b> Clutch Kit/ Kit frizione <b>VL</b> Flywheel/ Volano <b>KV</b> Clutch Kit + Flywheel	<b>FR</b> Master Cylinder/ Cilindro maestro <b>CY</b> Slave Cylinder/ Cilindro secondario
--	--	-----------	------------------	--	--	---	--

## SONATA III (EF)

2.5 V6 24V	G6BV-G	2493	118 160	06.98 → 10.01	<b>KF-H36</b> (3 pcs)	A: 225 D: 22 E: 20	<b>CY-H01</b> <b>FR-H06</b>
------------	--------	------	------------	---------------	--------------------------	--------------------------	--------------------------------

## SONATA IV/ SONICA

2.7 V6	G6BA-G	2656	127 173	10.01 → 11.04	<b>KF-H36</b> (3 pcs)  <b>KV-H02</b> <b>VL-H02</b>	A: 225 D: 22 E: 20  Dual-mass flywheel Volano bimassa	<b>CY-H01</b> <b>FR-H06</b>
2.7 V6	G6BA	2656	129 175	11.02 → 11.04	<b>KF-H36</b> (3 pcs)  <b>KV-H02</b> <b>VL-H02</b>	A: 225 D: 22 E: 20  Dual-mass flywheel Volano bimassa	<b>CY-H01</b> <b>FR-H06</b>

## SONATA V

2.0 CRDi	D4EA	1991	110 150	03.09 →	<b>KF-H12</b> (3 pcs)  <b>KV-H08</b>	A: 235 D: 22 E: 20	
2.0 CRDi	D4EA	1991	103 140	02.06 →	<b>KF-H12</b> (3 pcs)  <b>KV-H08</b>	A: 235 D: 22 E: 20	
2.0 CRDi	D4EA	1991	100 136	02.06 →	<b>KF-H39</b> (3 pcs)  <b>KF-H12</b> (3 pcs)  <b>KV-H08</b>	A: 235 D: 25 E: 23 A: 235 D: 22 E: 20 With Bearing Hydraulic Con Cuscinetto Idraulico MT6	
2.0 VVTi GLS		1997	106 144	05.05 →	<b>KF-H12</b> (3 pcs)  <b>KV-H08</b>	A: 235 D: 22 E: 20	
3.3	G6DB	3342	173 235	06.05 →	<b>KF-H12</b> (3 pcs)  <b>KV-H08</b>	A: 235 D: 22 E: 20	

## STAREX (H1)

2.4	G4CS	2351	82 112	06.97 →	<b>KF-H54</b> (3 pcs)	A: 240 D: 26 E: 23	<b>FR-H02</b>
2.4 4WD	G4CS	2351	82 112	02.98 →	<b>KF-H54</b> (3 pcs)	A: 240 D: 26 E: 23	<b>FR-H02</b>
2.5 TD	D4BF	2476	59 80	06.97 →	<b>KF-H14</b> (3 pcs)	A: 240 D: 26 E: 23	<b>FR-H02</b>

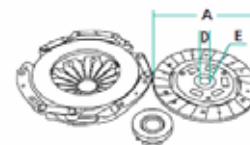
A = Disc diameter  
D = Disc centring diameter  
E = N. of disc teeth

A = Scheibendurchmesser  
D = Zentrierdurchmesser Scheibe  
E = Zähnezahl Scheibe

A = Diámetro disco  
D = Diámetro centrage disco  
E = N° dientes disco

A = Diamètre du disque  
D = Diamètre centrage du disque  
E = Nbre de dents du disque

A = Diametro disco  
D = Diametro centraggio disco  
E = N° denti disco



		<b>CC</b>	<b>KW</b> <b>HP</b>			<b>KF</b> Clutch Kit/ Kit frizione <b>VL</b> Flywheel/ Volano <b>KV</b> Clutch Kit + Flywheel	<b>FR</b> Master Cylinder/ Cilindro maestro <b>CY</b> Slave Cylinder/ Cilindro secondario
---	---	-----------	------------------------	---	---	---	--

## STAREX (H1)

<b>2.5 TD 4WD</b>	D4BF	2476	59 80	02.98 →	<b>KF-H14</b> (3 pcs)	A: 240 D: 26 E: 23	
-------------------	------	------	----------	---------	--------------------------	--------------------------	--

## STELLAR

<b>1.4</b>	4G33	1439	50 68	10.83 → 08.86	<b>KF-501</b> (3 pcs)	A: 185 D: 22 E: 20	
<b>1.6</b>	G32B	1597	56 76	10.83 → 12.91	<b>KF-505</b> (3 pcs)	A: 200 D: 22 E: 20	
<b>2.0 (4G63B)</b>			61	01.86 → 12.89	<b>KF-529</b> (3 pcs)	A: 215 D: 26 E: 23	
<b>2.0 GSL</b>		1997	61 83	09.86 → 12.89	<b>KF-509</b> (3 pcs)	A: 215 D: 26 E: 23	
<b>2.0 GSL</b>		1997	74 101	09.86 → 12.89	<b>KF-509</b> (3 pcs)	A: 215 D: 26 E: 23	

## TERRACAN (HP)

<b>2.5 TD</b>	D4BH	2476	74 101	12.01 →	<b>KF-H20</b> (3 pcs)	A: 225 D: 26 E: 23	<b>FR-H20</b>
<b>2.9 CRDi</b>	J3	2902	110 150	12.01 →	<b>KF-H13</b> (3 pcs)  <b>KV-H04</b> <b>VL-H04</b>	A: 235 D: 26 E: 23  Single-mass flywheel Volano monomassa	<b>CY-H09</b> <b>FR-H20</b>
<b>2.9 CRDi</b>		2902	110 150	11.01 → 07.03	<b>KF-H13</b> (3 pcs)  <b>KV-H04</b>	A: 235 D: 26 E: 23	
<b>2.9 CRDi</b>	J3	2902	120 163	11.03 →	<b>KF-H34</b> (3 pcs)  <b>KV-H01</b> <b>VL-H01</b>	A: 250 D: 26 E: 23  Dual-mass flywheel Volano bimassa	<b>CY-H09</b> <b>FR-H20</b>
<b>3.5 i V6 4WD</b>	G6CU	3497	143 194	12.01 →	<b>KF-H47</b> (3 pcs)	A: 240 D: 26 E: 23	
<b>3.5 i V6 4WD</b>	G6CU	3497	147 200	12.01 →	<b>KF-H47</b> (3 pcs)	A: 240 D: 26 E: 23	

## TRAJET (FO)

<b>2.0</b>	G4GC	1975	104 141	11.03 →	<b>KF-H18</b> (3 pcs)	A: 225 D: 22 E: 20	<b>FR-H10</b>
<b>2.0</b>	G4GC-G	1975	103 140	01.04 →	<b>KF-H18</b> (3 pcs)	A: 225 D: 22 E: 20	<b>FR-H10</b>



KF Clutch Kit




VL Flywheel



KV Clutch Kit + Flywheel



FR Master Cylinder



CY Slave Cylinder

# HYUNDAI

		<b>CC</b>	<b>KW HP</b>			<b>KF</b> Clutch Kit/ Kit frizione <b>VL</b> Flywheel/ Volano <b>KV</b> Clutch Kit + Flywheel	<b>FR</b> Master Cylinder/ Cilindro maestro <b>CY</b> Slave Cylinder/ Cilindro secondario
---	---	-----------	------------------	---	---	---	--

## TRAJET (FO)

2.0	G4JP-G	1997	100 136	03.00 →	<b>KF-H18</b> (3 pcs)	A: 225 D: 22 E: 20	<b>CY-H01</b> <b>FR-H10</b>
2.0 CRDi	D4EA	1991	83 113	04.01 →	<b>KF-H32</b> (3 pcs)	A: 225 D: 22 E: 20	<b>CY-H08</b> <b>FR-H10</b>
2.7 V6	G6BA-G	2656	127 173	09.00 →	<b>KF-H32</b> (3 pcs)  <b>KF-H16</b> (3 pcs)	A: 225 D: 22 E: 20  A: 225 D: 22 E: 20	<b>FR-H10</b>

## TUCSON (JM)

2.0	G4GC	1975	104 141	08.04 →	<b>KF-H48</b> (3 pcs)	A: 235 D: 22 E: 20	<b>CY-H01</b>
2.0 4WD	G4GC	1975	104 141	08.04 →	<b>KF-H48</b> (3 pcs)	A: 235 D: 22 E: 20	<b>CY-H01</b> <b>FR-H11</b> →04.05
2.0 CRDi		1991	110 150	01.09 →	<b>KF-H12</b> (3 pcs)  <b>KV-H08</b>	A: 235 D: 22 E: 20	
2.0 CRDi	D4EA-V	1991	103 140	01.06 →	<b>KF-H39</b> (3 pcs)  <b>KF-H12</b> (3 pcs)  <b>KV-H06</b> <b>KV-H08</b> <b>VL-H06</b>	A: 235 D: 25 E: 23  A: 235 D: 22 E: 20  MT6  Dual-mass flywheel Volano bimassa	<b>FR-H12</b> 04.05→
2.0 CRDi	D4EA	1991	100 136	01.06 →	<b>KF-H39</b> (3 pcs)  <b>KF-H12</b> (3 pcs)  <b>KV-H06</b> <b>KV-H08</b> <b>VL-H06</b>	A: 235 D: 25 E: 23  A: 235 D: 22 E: 20  MT6  Dual-mass flywheel Volano bimassa	<b>FR-H12</b> 04.05→
2.0 CRDi	D4EA	1991	83 113	08.04 →	<b>KF-H39</b> (3 pcs)  <b>KF-H12</b> (3 pcs)  <b>KV-H06</b> <b>KV-H08</b> <b>VL-H08</b>	A: 235 D: 25 E: 23  A: 235 D: 22 E: 20  MT6 MT5  Single-mass flywheel Volano monomassa	<b>CY-H01</b> <b>FR-H11</b> →04.05 <b>FR-H12</b> 04.05→

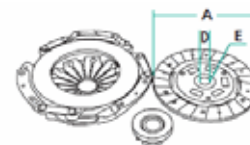
A = Disc diameter  
D = Disc centring diameter  
E = N. of disc teeth

A = Scheibendurchmesser  
D = Zentrierdurchmesser Scheibe  
E = Zahnzahl Scheibe

A = Diámetro disco  
D = Diámetro centrage disco  
E = Nº dientes disco

A = Diamètre du disque  
D = Diamètre centrage du disque  
E = Nbre de dents du disque

A = Diametro disco  
D = Diametro centraggio disco  
E = Nº denti disco



		<b>CC</b>	<b>KW HP</b>			<b>KF</b> Clutch Kit/ Kit frizione <b>VL</b> Flywheel/ Volano <b>KV</b> Clutch Kit + Flywheel	<b>FR</b> Master Cylinder/ Cilindro maestro <b>CY</b> Slave Cylinder/ Cilindro secondario
---	---	-----------	------------------	---	---	---	--

## TUCSON (JM)

2.0 CRDi 4WD		1991	110 150	01.09 →	<b>KF-H12</b> (3 pcs)  <b>KV-H08</b>	A: 235 D: 22 E: 20	
2.0 CRDi 4WD	D4EA-F D4EA-V	1991	103 140	01.06 →	<b>KF-H39</b> (3 pcs)  <b>KF-H12</b> (3 pcs)  <b>KV-H06</b>  <b>KV-H08</b>  <b>VL-H06</b>	A: 235 D: 25 E: 23  A: 235 D: 22 E: 20  MT6  MT6  Dual-mass flywheel Volano bimassa	<b>FR-H12</b> 04.05→
2.0 CRDi 4WD	D4EA	1991	100 136	01.06 →	<b>KF-H39</b> (3 pcs)  <b>KF-H12</b> (3 pcs)  <b>KV-H06</b>  <b>KV-H08</b>  <b>VL-H06</b>	A: 235 D: 25 E: 23  A: 235 D: 22 E: 20  MT6  MT6  Dual-mass flywheel Volano bimassa	<b>FR-H12</b> 04.05→
2.0 CRDi 4WD	D4EA	1991	83 113	08.04 →	<b>KF-H39</b> (3 pcs)  <b>KF-H12</b> (3 pcs)  <b>KV-H06</b>  <b>KV-H08</b>  <b>VL-H08</b>	A: 235 D: 25 E: 23  A: 235 D: 22 E: 20  MT6  MT5  Single-mass flywheel Volano monomassa	<b>CY-H01</b> <b>FR-H11</b> →04.05 <b>FR-H12</b> 04.05→

## VELOSTER

1.6 GDi		1591	103 140	01.11 →	<b>KF-K33</b> (3 pcs)	A: 215 D: 22 E: 20	<b>CY-K20</b>
---------	--	------	------------	---------	--------------------------	--------------------------	---------------

## XG

25		2493	120 163	12.98 →	<b>KF-H16</b> (3 pcs)	A: 225 D: 22 E: 20	<b>CY-H01</b> <b>FR-H06</b>
30/300	G6CT-G	2972	138 188	12.98 →	<b>KF-H16</b> (3 pcs)	A: 225 D: 22 E: 20	<b>FR-H06</b>



KF Clutch Kit




VL Flywheel



KV Clutch Kit + Flywheel



FR Master Cylinder



CY Slave Cylinder



# INNOCENTI

		<b>CC</b>	<b>KW HP</b>			<b>KF</b> Clutch Kit/ Kit frizione <b>VL</b> Flywheel/ Volano <b>KV</b> Clutch Kit + Flywheel	<b>FR</b> Master Cylinder/ Cilindro maestro <b>CY</b> Slave Cylinder/ Cilindro secondario
--	--	-----------	------------------	--	--	---	--

## MINI

<b>0.55</b>	Daihatsu-E B	548	24 33	01.87 → 12.91	<b>KF-642</b> (3 pcs)	A: 160 D: 20 E: 18	
<b>0.65</b>		617	23 31	01.84 → 12.87	<b>KF-643</b> (3 pcs)	A: 160 D: 20 E: 18	
<b>1.0</b>	BLM C 99 H	993	27 37	10.85 → 10.91	<b>KF-617</b> (3 pcs)  <b>KF-604</b> (3 pcs)	A: 170 D: 21 E: 20  A: 170 D: 19 E: 18	
<b>1.0 D</b>		1000		10.85 →	<b>KF-601</b> (3 pcs)  <b>KF-604</b> (3 pcs)  <b>KF-646</b> (3 pcs)	A: 160 D: 19 E: 18  A: 170 D: 19 E: 18  A: 170 D: 21 E: 20	
<b>MINI TURBO</b>		1000			<b>KF-646</b> (3 pcs)  <b>KF-604</b> (3 pcs)	A: 170 D: 21 E: 20  A: 170 D: 19 E: 18	

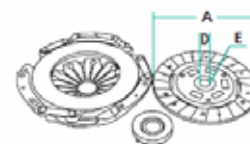
## MINITRE

<b>1.0</b>		1000		04.82 →	<b>KF-604</b> (3 pcs)	A: 170 D: 19 E: 18	
------------	--	------	--	---------	--------------------------	--------------------------	--

## SMALL

<b>500</b>		500		01.90 →	<b>KF-648</b> (3 pcs)	A: 160 D: 20 E: 18	
<b>900</b>		900		04.90 →	<b>KF-617</b> (3 pcs)	A: 170 D: 21 E: 20	

**A** = Disc diameter    **A** = Scheibendurchmesser    **A** = Diámetro disco    **A** = Diamètre du disque    **A** = Diametro disco  
**D** = Disc centring diameter    **D** = Zentrierdurchmesser Scheibe    **D** = Diámetro centrage disco    **D** = Diamètre centrage du disque    **D** = Diametro centraggio disco  
**E** = N. of disc teeth    **E** = Zähnezahl Scheibe    **E** = Nº dientes disco    **E** = Nbre de dents du disque    **E** = Nº denti disco



		<b>CC</b>	<b>KW HP</b>			<b>KF</b> Clutch Kit/ Kit frizione <b>VL</b> Flywheel/ Volano <b>KV</b> Clutch Kit + Flywheel	<b>FR</b> Master Cylinder/ Cilindro maestro <b>CY</b> Slave Cylinder/ Cilindro secondario
---	---	-----------	------------------	---	---	---	--

## CAMPO (KB)

1.6 (KB26/41)			59	01.83 →	<b>KF-900</b> (3 pcs) <b>KF-907</b> (3 pcs)	A: 200 D: 25,4 E: 24 A: 215 D: 25 E: 24	
2.0 (KB28)	G200Z	1949	58 79	06.85 → 12.88	<b>KF-904</b> (3 pcs)	A: 215 D: 25 E: 24	
2.2 D (TFR52 / TFS52)			39	08.88 →	<b>KF-904</b> (3 pcs) <b>KF-903</b> (3 pcs)	A: 215 D: 25 E: 24 A: 215 D: 25 E: 24	<b>FR-997</b>
2.2 D (KBD27)	C223	2238	45 61	01.83 → 12.91	<b>KF-904</b> (3 pcs)	A: 215 D: 25 E: 24	
2.2 D 4WD (KBD42, KBD47)	C223	2238	39 53	01.83 → 12.90	<b>KF-904</b> (3 pcs)	A: 215 D: 25 E: 24	08.88→
2.3 (TFR16)			68	08.88 →	<b>KF-906</b> (3 pcs) <b>KF-907</b> (3 pcs)	A: 215 D: 25 E: 24 A: 215 D: 25 E: 24	<b>FR-997</b>
2.3 4WD (TFS16)			68	08.88 →	<b>KF-922</b> (3 pcs) <b>KF-907</b> (3 pcs)	A: 215 D: 25 E: 24 A: 215 D: 25 E: 24	<b>FR-997</b>
2.5 D (98470) Pick-Up				02.94 →	<b>KF-909</b> (3 pcs) <b>KF-907</b> (3 pcs)	A: 225 D: 25 E: 24 A: 215 D: 25 E: 24	
2.5 D (TFR54)				08.88 →	<b>KF-904</b> (3 pcs) <b>KF-903</b> (3 pcs)	A: 215 D: 25 E: 24 A: 215 D: 25 E: 24	09.91→ 09.91→
2.5 D (TFS54) Pick-Up				01.93 → 12.99	<b>KF-909</b> (3 pcs) <b>KF-907</b> (3 pcs)	A: 225 D: 25 E: 24 A: 215 D: 25 E: 24	<b>CY-998</b> <b>FR-997</b>
3.1 TD (TFR/S 54) Pick-Up				01.98 →	<b>KF-919</b> (3 pcs)	A: 250 D: 25 E: 24	



KF Clutch Kit




VL Flywheel



KV Clutch Kit + Flywheel



FR Master Cylinder



CY Slave Cylinder

		<b>CC</b>	<b>KW HP</b>			<b>KF</b> Clutch Kit/ Kit frizione <b>VL</b> Flywheel/ Volano <b>KV</b> Clutch Kit + Flywheel	<b>FR</b> Master Cylinder/ Cilindro maestro <b>CY</b> Slave Cylinder/ Cilindro secondario
--	--	-----------	------------------	--	--	---	--

## D-MAX

2.5 D	4JA1-TC	2499	74 101	10.02 →	<b>KF-912</b> (3 pcs)	A: 250 D: 25 E: 24	
2.5 D 4x4	4JA1-TC	2499	74 101	05.02 →	<b>KF-912</b> (3 pcs) <b>KF-927</b> (3 pcs)	A: 250 D: 25 E: 24 A: 225 D: 25,5 E: 24	01.05 → →12.04
2.5 DiTD	4JK1-TC	2499	100 136	10.06 →	<b>KF-912</b> (3 pcs)	A: 250 D: 25 E: 24	
2.5 DiTD 4x4	4JK1-TC	2499	100 136	01.07 →	<b>KF-912</b> (3 pcs)	A: 250 D: 25 E: 24	<b>CY-900</b> <b>FR-900</b>
3.0 D 4x4	4JJ1-TC	2999	120 163	01.07 →	<b>KF-924</b> (3 pcs)	A: 275 D: 25,5 E: 24	<b>CY-900</b> <b>FR-900</b>
3.0 DiTD	4JH1-TC	2999	96 131	10.02 →	<b>KF-912</b> (3 pcs)	A: 250 D: 25 E: 24	
3.0 DiTD 4x4	4JH1-TC	2999	96 131	05.02 →	<b>KF-912</b> (3 pcs)	A: 250 D: 25 E: 24	

## GEMINI (JT)

1.5 D	4EC1	1488	37 50	02.88 → 12.90	<b>KF-908</b> (3 pcs)	A: 185 D: 25 E: 14	
1.5 TD	4EC1T	1488	49 67	02.88 → 12.90	<b>KF-908</b> (3 pcs)	A: 185 D: 25 E: 14	

## MIDI (94000, 98000)

1.8		1800	56	01.83 → 12.90	<b>KF-902</b> (3 pcs) <b>KF-903</b> (3 pcs)	A: 215 D: 25 E: 24 A: 215 D: 25 E: 24	<b>CY-999</b> <b>FR-996</b>
2.0 (98000)	4ZC1	1995	61 83	01.89 →	<b>KF-904</b> (3 pcs) <b>KF-903</b> (3 pcs)	A: 215 D: 25 E: 24 A: 215 D: 25 E: 24	<b>CY-999</b>
2.0 4WD (94000)	4ZC1	1995	61 83	01.89 →	<b>KF-906</b> (3 pcs) <b>KF-907</b> (3 pcs)	A: 215 D: 25 E: 24 A: 215 D: 25 E: 24	

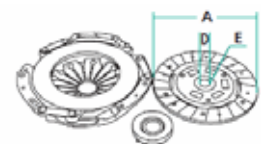
A = Disc diameter  
D = Disc centring diameter  
E = N. of disc teeth

A = Scheibendurchmesser  
D = Zentrierdurchmesser Scheibe  
E = Zähnezahl Scheibe

A = Diámetro disco  
D = Diámetro centrage disco  
E = Nº dientes disco

A = Diamètre du disque  
D = Diamètre centrage du disque  
E = Nbre de dents du disque

A = Diametro disco  
D = Diametro centraggio disco  
E = Nº denti disco



		<b>CC</b>	<b>KW HP</b>			<b>KF</b> Clutch Kit/ Kit frizione <b>VL</b> Flywheel/ Volano <b>KV</b> Clutch Kit + Flywheel	<b>FR</b> Master Cylinder/ Cilindro maestro <b>CY</b> Slave Cylinder/ Cilindro secondario
---	---	-----------	------------------	---	---	---	--

## MIDI (94000, 98000)

<b>2.0 D 4WD 4FC1</b>		2000		06.88 →	<b>KF-915</b> A: 215 (3 pcs) D: 25 E: 24 <b>KF-907</b> A: 215 (3 pcs) D: 25 E: 24	
<b>2.0 TD (98000)</b>	4FC1T	1995	51 69	01.89 →	<b>KF-906</b> A: 215 (3 pcs) D: 25 E: 24 <b>KF-907</b> A: 215 (3 pcs) D: 25 E: 24	<b>CY-999</b> <b>FR-996</b>
<b>2.2 D (98000)</b>	4FD1	2189	45 61	01.89 →	<b>KF-902</b> A: 215 (3 pcs) D: 25 E: 24 <b>KF-903</b> A: 215 (3 pcs) D: 25 E: 24	<b>CY-999</b>
<b>2.2 D 4WD (94000)</b>	4FD1	2189	45 61	01.89 →	<b>KF-902</b> A: 215 (3 pcs) D: 25 E: 24 <b>KF-903</b> A: 215 (3 pcs) D: 25 E: 24	

## NKR 77

<b>3.0</b>		2999	131	01.02 →	<b>KF-911</b> A: 300 (3 pcs) D: 36 E: 14	
------------	--	------	-----	---------	--	--

## NPR 55

<b>2.8 TD (4JB1)</b>		2800		01.00 → 12.02	<b>KF-913</b> A: 250 (3 pcs) D: 25 E: 24	
----------------------	--	------	--	---------------	--	--

## NPR 65

<b>4.0 D 4BD2TC</b>		4000		01.97 →	<b>KF-923</b> A: 300 (3 pcs) D: 29 E: 21	<b>CY-901</b> <b>FR-902</b>
---------------------	--	------	--	---------	--	--------------------------------

## NPR 69

<b>3.0 D (4JG2)</b>				01.97 →	<b>KF-913</b> A: 250 (3 pcs) D: 25 E: 24	<b>CY-998</b> <b>FR-902</b>
---------------------	--	--	--	---------	--	--------------------------------

## NPR 77

<b>3.0 D</b>		2999	131	01.02 →	<b>KF-911</b> A: 300 (3 pcs) D: 36 E: 14	<b>CY-901</b> <b>FR-902</b>
--------------	--	------	-----	---------	--	--------------------------------

## PIAZZA

<b>2.0 Turbo</b>	4ZC1-T	1995	104 141	06.85 → 12.90	<b>KF-909</b> A: 225 (3 pcs) D: 25 E: 24 <b>KF-907</b> A: 215 (3 pcs) D: 25 E: 24	
------------------	--------	------	------------	---------------	--	--



KF Clutch Kit




VL Flywheel



KV Clutch Kit + Flywheel



FR Master Cylinder



CY Slave Cylinder

		<b>CC</b>	<b>KW HP</b>			<b>KF</b> Clutch Kit/ Kit frizione <b>VL</b> Flywheel/ Volano <b>KV</b> Clutch Kit + Flywheel	<b>FR</b> Master Cylinder/ Cilindro maestro <b>CY</b> Slave Cylinder/ Cilindro secondario
--	--	-----------	------------------	--	--	---	--

## TROOPER

<b>3.0 DTI</b>	4 JX1	2999	118 160	04.00 →	<b>KF-917</b> (3 pcs)	A: 275 D: 25 E: 24	
----------------	-------	------	------------	---------	--------------------------	--------------------------	--

## TROOPER (UB)

<b>3.1 TD</b>	4 JG2 T	3059	84 114	08.91 → 07.98	<b>KF-920</b> (3 pcs)	A: 250 D: 25 E: 24	<b>CY-996</b>
---------------	---------	------	-----------	---------------	--------------------------	--------------------------	---------------

<b>3.2</b>	6VD1	3165	130 177	08.91 → 07.98	<b>KF-921</b> (3 pcs)	A: 260 D: 25 E: 24	<b>CY-995</b> <b>FR-997</b>
------------	------	------	------------	---------------	--------------------------	--------------------------	--------------------------------

## TROOPER (UBS)

<b>2.2 D 4x4</b>	C223	2238	39 53	05.84 → 12.89	<b>KF-904</b> (3 pcs)  <b>KF-903</b> (3 pcs)	A: 215 D: 25 E: 24  A: 215 D: 25 E: 24	
------------------	------	------	----------	---------------	--	--	--

<b>2.8 TD (UBS55)</b>	4JB1TC	2772	78 106	10.88 → 12.91	<b>KF-918</b> (3 pcs)	A: 240 D: 25 E: 24	<b>CY-996</b> <b>FR-901</b>
-----------------------	--------	------	-----------	---------------	--------------------------	--------------------------	--------------------------------

<b>2.8 TD (UBS55)</b>	4JB1T	2772	71 97	10.87 → 12.91	<b>KF-918</b> (3 pcs)	A: 240 D: 25 E: 24	<b>CY-996</b> <b>FR-901</b>
-----------------------	-------	------	----------	---------------	--------------------------	--------------------------	--------------------------------

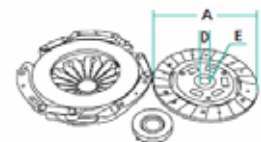
A = Disc diameter  
D = Disc centring diameter  
E = N. of disc teeth

A = Scheibendurchmesser  
D = Zentrierdurchmesser Scheibe  
E = Zähnezahl Scheibe

A = Diámetro disco  
D = Diámetro centrage disco  
E = Nº dientes disco

A = Diamètre du disque  
D = Diamètre centrage du disque  
E = Nbre de dents du disque

A = Diametro disco  
D = Diametro centraggio disco  
E = N° denti disco



		<b>CC</b>	<b>KW HP</b>			<b>KF</b> Clutch Kit/ Kit frizione <b>VL</b> Flywheel/ Volano <b>KV</b> Clutch Kit + Flywheel	<b>FR</b> Master Cylinder/ Cilindro maestro <b>CY</b> Slave Cylinder/ Cilindro secondario
---	---	-----------	------------------	---	---	---	--

## CHEROKEE (KJ)

<b>2.4</b>	ED1	2429	108 147	09.01 →	<b>KF-013</b> (3 pcs)  <b>KF-925</b> (3 pcs)	A: 225 D: 25,5 E: 19 A: 228 D: 29 E: 10	01.05→	
<b>2.5 CRD</b>	R 425 DOHC	2499	105 143	09.01 →	<b>KF-009</b> (3 pcs)	A: 260 D: 29 E: 10		
<b>2.8 CRD</b>		2776	110 150	11.02 →	<b>KF-009</b> (3 pcs)	A: 260 D: 29 E: 10		

## CHEROKEE (XJ)

<b>2.1 TD</b>	J8S	2068	59 80	06.89 → 03.92	<b>KF-010</b> (3 pcs)	A: 215 D: 25 E: 14		<b>CY-099</b> <b>FR-097</b>
<b>2.1 TD</b>	J8S	2068	64 87	10.84 →	<b>KF-010</b> (3 pcs)	A: 215 D: 25 E: 14		<b>CY-099</b> <b>FR-098</b>  <b>FR-099</b> GIRLING Horizontal - Orizzontale NABCO Vertical - Verticale
<b>2.5</b>		2469	89 121	10.95 →	<b>KF-015</b> (3 pcs)	A: 260 D: 29 E: 10		<b>CY-099</b>
<b>2.5 TD</b>	ENC	2499	85 116	01.88 →	<b>KF-015</b> (3 pcs)	A: 260 D: 29 E: 10		<b>CY-099</b>

## COMPASS

<b>2.0 CRD 4x4</b>	ECE	1968	103 140	09.06 →	<b>KF-916</b> (3 pcs)	A: 240 D: 24 E: 23	With Bearing Hydraulic Con Cuscinetto Idraulico	
--------------------	-----	------	------------	---------	--------------------------	--------------------------	--	--

## GRAND CHEROKEE I (Z)

<b>2.5 TD (Z)</b>	M51 M52	2499	85 115	10.95 → 04.99	<b>KF-015</b> (3 pcs)	A: 260 D: 29 E: 10		
-------------------	------------	------	-----------	---------------	--------------------------	--------------------------	--	--

## PATRIOT

<b>2.0 CRD</b>	ECD ECE	1968	103 140	01.08 →	<b>KF-916</b> (3 pcs)	A: 240 D: 24 E: 23	With Bearing Hydraulic Con Cuscinetto Idraulico	
----------------	------------	------	------------	---------	--------------------------	--------------------------	--	--

## WRANGLER II (TJ)

<b>2.4</b>	ED1	2429	105 143	11.02 →	<b>KF-013</b> (3 pcs)  <b>KF-925</b> (3 pcs)	A: 225 D: 25,5 E: 19 A: 228 D: 29 E: 10	→12.04  01.05→	
------------	-----	------	------------	---------	--	--	----------------------	--



KF Clutch Kit




VL Flywheel



KV Clutch Kit + Flywheel



FR Master Cylinder



CY Slave Cylinder



		<b>CC</b>	<b>KW HP</b>			<b>KF</b> Clutch Kit/ Kit frizione <b>VL</b> Flywheel/ Volano <b>KV</b> Clutch Kit + Flywheel	<b>FR</b> Master Cylinder/ Cilindro maestro <b>CY</b> Slave Cylinder/ Cilindro secondario
--	--	-----------	------------------	--	--	---	--

## AVELLA DELTA ( B5DI )

1.5 GSDI				01.95 →	<b>KF-K07</b> (3 pcs)	A: 200 D: 22 E: 20	
----------	--	--	--	---------	--------------------------	--------------------------	--

## AVELLA DELTA ( B3 )

1.3 GXI/GLXI				03.94 →	<b>KF-K05</b> (3 pcs)	A: 180 D: 19 E: 18	
1.5 G/LS/LXI				01.95 →	<b>KF-K06</b> (3 pcs)	A: 200 D: 22 E: 20	

## BESTA

2.0		2000		01.90 →	<b>KF-K00</b> (3 pcs)	A: 225 D: 24 E: 22	
2.2 D	R2	2184	48 65	02.96 →	<b>KF-K09</b> (3 pcs)	A: 225 D: 24 E: 22	<b>FR-390</b>
2.7		2700		01.93 →	<b>KF-K10</b> (3 pcs)  <b>KF-K11</b> (3 pcs)	A: 240 D: 24 E: 22  A: 240 D: 24 E: 22	Rear Wheel Drive Trazione posteriore  4WD

## BONGO

2.9 TDiC		2902	90 122	10.03 →	<b>KF-K45</b> (3 pcs)		
----------	--	------	-----------	---------	--------------------------	--	--

## CAPITAL

1.5				01.89 →	<b>KF-K12</b> (3 pcs)  <b>KF-331</b> (3 pcs)	A: 215 D: 24 E: 22  A: 190 D: 22 E: 20	
-----	--	--	--	---------	--	--	--

## CARENS I (FC)

1.8	T8	1793	81 110	11.00 → 07.02	<b>KF-K16</b> (3 pcs)	A: 225 D: 24 E: 22	01.01 →	<b>CY-K06</b> <b>FR-K06</b>
-----	----	------	-----------	---------------	--------------------------	--------------------------	---------	--------------------------------

## CARENS II

1.8		1793	93 126	07.02 →	<b>KF-K29</b> (3 pcs)	A: 225 D: 24 E: 22		<b>CY-K08</b> <b>FR-K07</b>
2.0 CRDi		1991	103 140	11.05 →	<b>KF-H39</b> (3 pcs)  <b>KV-H06</b>  <b>VL-H06</b>	A: 235 D: 25 E: 23	With Bearing Hydraulic Con Cuscinetto Idraulico MT6 MT6	<b>FR-K27</b>
								Dual-mass flywheel Volano bimassa

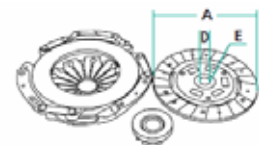
A = Disc diameter  
D = Disc centring diameter  
E = N. of disc teeth

A = Scheibendurchmesser  
D = Zentrierdurchmesser Scheibe  
E = Zahnzahl Scheibe

A = Diámetro disco  
D = Diámetro centrage disco  
E = N° dientes disco

A = Diamètre du disque  
D = Diamètre centrage du disque  
E = Nbre de dents du disque

A = Diametro disco  
D = Diametro centraggio disco  
E = N° denti disco



		<b>CC</b>	<b>KW HP</b>			<b>KF</b> Clutch Kit/ Kit frizione <b>VL</b> Flywheel/ Volano <b>KV</b> Clutch Kit + Flywheel	<b>FR</b> Master Cylinder/ Cilindro maestro <b>CY</b> Slave Cylinder/ Cilindro secondario
--	--	-----------	------------------	--	--	---	--

### CARENS II

2.0 CRDi	D4EA	1991	83 113	07.02 →	<b>KF-H32</b> (3 pcs)  <b>KV-H00</b> <b>VL-H00</b>	A: 225 D: 22 E: 20  Single-mass flywheel Volano monomassa	<b>CY-H01</b> <b>FR-K27</b>
2.0 CVVT	G4GC	1975	102 139	08.04 →	<b>KF-H18</b> (3 pcs)	A: 225 D: 22 E: 20	<b>FR-K07</b>

### CARENS III

2.0 CRDi	D4EA	1991	103 140	09.06 →	<b>KF-H39</b> (3 pcs)  <b>KV-H06</b> <b>VL-H06</b>	A: 235 D: 25 E: 23  With Bearing Hydraulic Con Cuscinetto Idraulico MT6 MT6  Dual-mass flywheel Volano bimassa	<b>CY-H01</b> <b>FR-K27</b>
2.0 CRDi 115		1991	85 115	05.07 →	<b>KF-H39</b> (3 pcs)  <b>KV-H06</b>	A: 235 D: 25 E: 23  With Bearing Hydraulic Con Cuscinetto Idraulico	<b>FR-K27</b>
2.0 CVVT	G4KA	1998	106 144	09.06 →	<b>KF-K39</b> (3 pcs)	A: 235 D: 23 E: 20	<b>CY-H01</b> <b>FR-K27</b>

### CARNIVAL (UP)

2.5 V6		2497	121 165	08.99 → 10.01	<b>KF-K22</b> (3 pcs)	A: 240 D: 26 E: 23	<b>FR-K01</b>
2.9 TD	J3	2903	93 126	08.99 → 10.01	<b>KF-K04</b> (3 pcs)	A: 260 D: 26 E: 23	<b>CY-K01</b> <b>FR-K01</b>

### CARNIVAL II

2.5 V6	K5	2497	110 150	10.01 →	<b>KF-K22</b> (3 pcs)	A: 240 D: 26 E: 23	<b>CY-K02</b> <b>FR-K01</b>
2.9 CRDi	J3	2902	136 185	06.06 →	<b>KF-H40</b> (3 pcs)  <b>KV-K06</b>	A: 255 D: 26 E: 23  With Bearing Hydraulic Con Cuscinetto Idraulico	<b>FR-K24</b>
2.9 CRDi	J3	2902	106 144	10.01 →	<b>KF-K04</b> (3 pcs)	A: 260 D: 26 E: 23	<b>CY-K01</b> <b>FR-K01</b>

### CARNIVAL III

2.9 CRDi LX		2902	141 192	09.06 →	<b>KF-H40</b> (3 pcs)  <b>KV-K06</b>	A: 255 D: 26 E: 23  With Bearing Hydraulic Con Cuscinetto Idraulico	<b>FR-K24</b>
1.4	G4FA	1396	80 109	12.06 →	<b>KF-K33</b> (3 pcs)  <b>KV-K04</b> <b>VL-K04</b>	A: 215 D: 22 E: 20  Single-mass flywheel Volano monomassa	<b>CY-K20</b> <b>FR-K05</b>



KF Clutch Kit




VL Flywheel



KV Clutch Kit + Flywheel



FR Master Cylinder



CY Slave Cylinder

		<b>CC</b>	<b>KW HP</b>			<b>KF</b> Clutch Kit/ Kit frizione <b>VL</b> Flywheel/ Volano <b>KV</b> Clutch Kit + Flywheel	<b>FR</b> Master Cylinder/ Cilindro maestro <b>CY</b> Slave Cylinder/ Cilindro secondario
--	--	-----------	------------------	--	--	---	--

## CEE'D

1.6	G4FC	1591	90 122	12.06 →	<b>KF-K33</b> (3 pcs)  <b>KV-K04</b> <b>VL-K04</b>	A: 215 D: 22 E: 20  Single-mass flywheel Volano monomassa	<b>CY-K20</b> <b>FR-K05</b>
1.6 CRDi 115	D4FB	1582	85 115	12.06 →	<b>KF-K34</b> (3 pcs)	A: 240 D: 22 E: 20	<b>CY-K20</b> <b>FR-K05</b>
1.6 CRDi 90	D4FB-L	1582	66 90	12.06 →	<b>KF-K34</b> (3 pcs)	A: 240 D: 22 E: 20	<b>CY-K20</b> <b>FR-K05</b>
2.0 CRDi	D4EA-F	1991	103 140	09.07 →	<b>KF-H39</b> (3 pcs)	A: 235 D: 25 E: 23  With Bearing Hydraulic Con Cuscinetto Idraulico MT6	<b>FR-K05</b>

## CERATO

1.5 CRDi	D4FA	1493	75 102	07.05 →	<b>KF-K34</b> (3 pcs)	A: 240 D: 22 E: 20	<b>CY-K22</b> <b>FR-K26</b>
1.6	G4ED	1599	77 105	07.04 →	<b>KF-K37</b> (3 pcs)	A: 215 D: 22,5 E: 20	
1.6 CRDi	D4FB	1582	85 115	06.05 →	<b>KF-K34</b> (3 pcs)	A: 240 D: 22 E: 20	<b>CY-K22</b>
2.0	G4GC	1975	105 143	04.04 →	<b>KF-K38</b> (3 pcs)	A: 215 D: 22,5 E: 20	<b>CY-H01</b>

## CLARUS (GC)

1.8 i 16V	T8	1793	85 116	05.98 →	<b>KF-K16</b> (3 pcs)	A: 225 D: 24 E: 22	<b>CY-K00</b> <b>FR-K00</b>
2.0 i 16V	FE (16 V)	1998	98 133	05.98 →	<b>KF-K00</b> (3 pcs)	A: 225 D: 24 E: 22	<b>CY-K00</b> <b>FR-K00</b>

## CLARUS (K9A)

1.8 i 16V	T8	1793	85 116	07.96 →	<b>KF-K12</b> (3 pcs)  <b>KF-K16</b> (3 pcs)	A: 215 D: 24 E: 22  A: 225 D: 24 E: 22	<b>CY-K00</b> <b>FR-K00</b>
2.0 i 16V	FE (16 V)	1998	98 133	07.96 →	<b>KF-K00</b> (3 pcs)	A: 225 D: 24 E: 22	<b>CY-K00</b> <b>FR-K00</b>

## CONCORD (F8),(FE/RF)

1.8 ( GTX/LX/LPG )				01.88 →	<b>KF-K12</b> (3 pcs)	A: 215 D: 24 E: 22	
2.0 ( GTX/LX/DSL )				01.87 →	<b>KF-K15</b> (3 pcs)	A: 225 D: 24 E: 22	

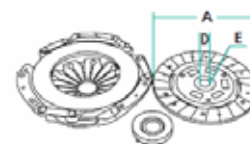
A = Disc diameter  
 D = Disc centring diameter  
 E = N. of disc teeth

A = Scheibendurchmesser  
 D = Zentrierdurchmesser Scheibe  
 E = Zahnzahl Scheibe

A = Diámetro disco  
 D = Diámetro centraje disco  
 E = N° dientes disco

A = Diamètre du disque  
 D = Diamètre centrage du disque  
 E = Nbre de dents du disque

A = Diametro disco  
 D = Diametro centraggio disco  
 E = N° denti disco



		<b>CC</b>	<b>KW HP</b>			<b>KF</b> Clutch Kit/ Kit frizione <b>VL</b> Flywheel/ Volano <b>KV</b> Clutch Kit + Flywheel	<b>FR</b> Master Cylinder/ Cilindro maestro <b>CY</b> Slave Cylinder/ Cilindro secondario
---	---	-----------	------------------	---	---	---	--

### CONCORD (FEDI)

2.0 (GLX)				01.92 →	<b>KF-K00</b> (3 pcs)	A: 225 D: 24 E: 22	
-----------	--	--	--	---------	--------------------------	--------------------------	--

### JOICE

2.0	G4CP	1997	102 139	02.00 →	<b>KF-K35</b> (3 pcs)	A: 225 D: 22 E: 20	
2.0		1997	88 120	09.01 →	<b>KF-K35</b> (3 pcs)	A: 225 D: 22 E: 20	

### K2500

2.5 D	D4BH	2476	69 94	01.03 →	<b>KF-K26</b> (3 pcs)	A: 240 D: 26 E: 23	→09.04	<b>CY-K05</b> <b>FR-K02</b>
					<b>KF-K27</b> (3 pcs)	A: 240 D: 26 E: 23	10.04→	

### K2700

2.7 D	J2	2665	59 80	10.99 →	<b>KF-K25</b> (3 pcs)	A: 240 D: 24 E: 22		<b>FR-K19</b>
-------	----	------	----------	---------	--------------------------	--------------------------	--	---------------

### MAGENTIS

2.0	G4KA	1998	106 144	11.05 →	<b>KF-K39</b> (3 pcs)	A: 235 D: 23 E: 20		
2.0 CRDi	D4EA	1991	103 140	04.06 →	<b>KF-H39</b> (3 pcs)	A: 235 D: 25 E: 23	With Bearing Hydraulic Con Cuscinetto Idraulico MT6	

### MAGENTIS (GD)

2.0	G4JP	1997	100 136	05.01 →	<b>KF-H15</b> (3 pcs)	A: 215 D: 22 E: 20		<b>CY-H01</b> <b>FR-K09</b>
2.5 V6	G6BV	2493	124 169	05.01 →	<b>KF-H18</b> (3 pcs)	A: 225 D: 22 E: 20		<b>CY-H01</b> <b>FR-K09</b>

### PICANTO

1.0	G4HE	999	45 61	09.05 →	<b>KF-H02</b> (3 pcs)	A: 180 D: 20 E: 24		
					<b>KV-K03</b> <b>VL-K03</b>		Single-mass flywheel Volano monomassa	
1.0	G4HE	999	46 62	02.08 →	<b>KF-H02</b> (3 pcs)	A: 180 D: 20 E: 24		
					<b>KV-K03</b> <b>VL-K03</b>		Single-mass flywheel Volano monomassa	



KF Clutch Kit




VL Flywheel



KV Clutch Kit + Flywheel



FR Master Cylinder



CY Slave Cylinder

		<b>CC</b>	<b>KW HP</b>			<b>KF</b> Clutch Kit/ Kit frizione <b>VL</b> Flywheel/ Volano <b>KV</b> Clutch Kit + Flywheel	<b>FR</b> Master Cylinder/ Cilindro maestro <b>CY</b> Slave Cylinder/ Cilindro secondario
--	--	-----------	------------------	--	--	---	--

## PICANTO

1.1		1086	48 65	02.08 →	<b>KF-H02</b> (3 pcs)  <b>KV-K03</b>  <b>VL-K03</b>	<b>A:</b> 180 <b>D:</b> 20 <b>E:</b> 24  Single-mass flywheel Volano monomassa	
1.1	G4HG	1086	48 65	04.04 →	<b>KF-H02</b> (3 pcs)  <b>KV-K03</b>  <b>VL-K03</b>	<b>A:</b> 180 <b>D:</b> 20 <b>E:</b> 24  Single-mass flywheel Volano monomassa	
1.1 CRDi	D3FA	1120	55 75	11.05 →	<b>KF-K32</b> (3 pcs)	<b>A:</b> 215 <b>D:</b> 22 <b>E:</b> 20	<b>CY-K21</b> <b>FR-K20</b>
1.1 CRDi		1120	55 75	02.08 →	<b>KF-K32</b> (3 pcs)	<b>A:</b> 215 <b>D:</b> 22 <b>E:</b> 20	<b>CY-K21</b> <b>FR-K20</b>

## POTENTIA ( FE22/FE20 )

2.2 ( 5F/L )				01.92 →	<b>KF-K18</b> (3 pcs)	<b>A:</b> 225 <b>D:</b> 24 <b>E:</b> 22	
--------------	--	--	--	---------	--------------------------	---	--

## PREGIO (TB)

2.5 TCi D	D4BH	2476	69 94	09.02 →	<b>KF-K26</b> (3 pcs)	<b>A:</b> 240 <b>D:</b> 26 <b>E:</b> 23	<b>CY-K05</b> <b>FR-K19</b>
-----------	------	------	----------	---------	--------------------------	---	--------------------------------

## PRIDE (DA)

1.1 i	Mazda B1	1138	38 52	01.91 →	<b>KF-330</b> (3 pcs)	<b>A:</b> 180 <b>D:</b> 19 <b>E:</b> 18	
1.3		1324	47 64	08.99 →	<b>KF-K20</b> (3 pcs)	<b>A:</b> 180 <b>D:</b> 19 <b>E:</b> 18	
1.3 16V	B3	1324	53 72	01.90 →	<b>KF-330</b> (3 pcs)  <b>KF-K20</b> (3 pcs)  <b>KF-K21</b> (3 pcs)	<b>A:</b> 180 <b>D:</b> 19 <b>E:</b> 18  <b>A:</b> 180 <b>D:</b> 19 <b>E:</b> 18  <b>A:</b> 180 <b>D:</b> 19 <b>E:</b> 18	01.91→
1.3 16V	B3	1324	47 64	10.96 →	<b>KF-K20</b> (3 pcs)	<b>A:</b> 180 <b>D:</b> 19 <b>E:</b> 18	

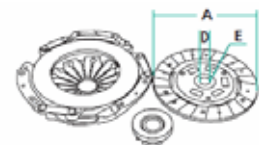
**A** = Disc diameter  
**D** = Disc centring diameter  
**E** = N. of disc teeth

**A** = Scheibendurchmesser  
**D** = Zentrierdurchmesser Scheibe  
**E** = Zahnzahl Scheibe

**A** = Diámetro disco  
**D** = Diámetro centrage disco  
**E** = Nº dientes disco

**A** = Diamètre du disque  
**D** = Diamètre centrage du disque  
**E** = Nbre de dents du disque

**A** = Diametro disco  
**D** = Diametro centraggio disco  
**E** = Nº denti disco



		<b>CC</b>	<b>KW HP</b>			<b>KF</b> Clutch Kit/ Kit frizione <b>VL</b> Flywheel/ Volano <b>KV</b> Clutch Kit + Flywheel	<b>FR</b> Master Cylinder/ Cilindro maestro <b>CY</b> Slave Cylinder/ Cilindro secondario
---	---	-----------	------------------	---	---	---	--

### PRIDE (DA)

1.3 16V	B3	1324	44 60	01.90 →	<b>KF-330</b> (3 pcs) <b>KF-K20</b> (3 pcs) <b>KF-K21</b> (3 pcs)	A: 180 D: 19 E: 18 A: 180 D: 19 E: 18 A: 180 D: 19 E: 18	01.91→	
1.3 i		1324	51 69	01.90 →	<b>KF-330</b> (3 pcs) <b>KF-K20</b> (3 pcs) <b>KF-K21</b> (3 pcs)	A: 180 D: 19 E: 18 A: 180 D: 19 E: 18 A: 180 D: 19 E: 18	01.91→	

### PRO CEE'D

1.4	G4FA	1396	80 109	02.08 →	<b>KF-K33</b> (3 pcs)	A: 215 D: 22 E: 20		<b>CY-K20</b> <b>FR-K05</b>
1.6	G4FC	1591	93 126	02.08 →	<b>KF-K33</b> (3 pcs)	A: 215 D: 22 E: 20		<b>CY-K20</b> <b>FR-K05</b>
1.6 CRDi 115	D4FB	1582	85 115	02.08 →	<b>KF-K34</b> (3 pcs)	A: 240 D: 22 E: 20		<b>CY-K20</b> <b>FR-K05</b>
1.6 CRDi 90	D4FB-L	1582	66 90	02.08 →	<b>KF-K34</b> (3 pcs)	A: 240 D: 22 E: 20		<b>CY-K20</b> <b>FR-K05</b>
2.0 CRDi	D4EA-F	1991	103 140	02.08 →	<b>KF-H39</b> (3 pcs)	A: 235 D: 25 E: 23	With Bearing Hydraulic Con Cuscinetto Idraulico MT6	<b>FR-K05</b>

### RETONA (CE)

2.0 16V	FE (16 V)	1998	94 128	05.00 →	<b>KF-K02</b> (3 pcs)	A: 225 D: 24 E: 22		
2.0 TD	RF	1998	61 83	06.99 →	<b>KF-K03</b> (3 pcs)	A: 225 D: 24,3 E: 22		

### RIO

1.2		1248	63 85	09.11 →	<b>KF-H53</b> (3 pcs)	A: 200 D: 20 E: 24		
1.3		1343	60 82	08.02 → 02.05	<b>KF-K07</b> (3 pcs) <b>KV-K05</b> <b>VL-K05</b>	A: 200 D: 22 E: 20	Single-mass flywheel Volano monomassa	



KF Clutch Kit




VL Flywheel



KV Clutch Kit + Flywheel



FR Master Cylinder



CY Slave Cylinder



		<b>CC</b>	<b>KW HP</b>			<b>KF</b> Clutch Kit/ Kit frizione <b>VL</b> Flywheel/ Volano <b>KV</b> Clutch Kit + Flywheel	<b>FR</b> Master Cylinder/ Cilindro maestro <b>CY</b> Slave Cylinder/ Cilindro secondario
--	--	-----------	------------------	--	--	---	--

RIO							
1.3		1343	55 75	09.00 → 02.05	<b>KF-K07</b> (3 pcs)  <b>KV-K05</b>  <b>VL-K05</b>	A: 200 D: 22 E: 20  Single-mass flywheel Volano monomassa	
1.4 CRDi		1396	66 90	09.11 →	<b>KF-K41</b> (3 pcs)	A: 240 D: 22,5 E: 20	
1.5		1493	72 98	09.00 → 02.05	<b>KF-K07</b> (3 pcs)  <b>KV-K05</b>  <b>VL-K05</b>	A: 200 D: 22 E: 20  Single-mass flywheel Volano monomassa	

RIO (DC)							
1.3		1343	60 82	08.00 → 02.05	<b>KF-K07</b> (3 pcs)  <b>KV-K05</b>  <b>VL-K05</b>	A: 200 D: 22 E: 20  Single-mass flywheel Volano monomassa	
1.3		1343	55 75	08.00 → 02.05	<b>KF-K07</b> (3 pcs)  <b>KV-K05</b>  <b>VL-K05</b>	A: 200 D: 22 E: 20  Single-mass flywheel Volano monomassa	
1.5		1493	71 97	09.02 → 02.05	<b>KF-K07</b> (3 pcs)	A: 200 D: 22 E: 20	
1.5		1493	72 98	08.00 → 02.05	<b>KF-K07</b> (3 pcs)  <b>KV-K05</b>  <b>VL-K05</b>	A: 200 D: 22 E: 20  Single-mass flywheel Volano monomassa	

RIO II							
1.4 16V	G4EE	1399	71 97	03.05 →	<b>KF-K33</b> (3 pcs)	A: 215 D: 22 E: 20	<b>CY-K20</b> <b>FR-K21</b>
1.5 CRDi	D4FA	1493	81 110	03.05 →	<b>KF-K34</b> (3 pcs)	A: 240 D: 22 E: 20	<b>CY-K20</b> <b>FR-K22</b>
1.6 16V	G4ED	1599	82 112	03.05 →	<b>KF-K33</b> (3 pcs)	A: 215 D: 22 E: 20	<b>CY-K20</b> <b>FR-K21</b>

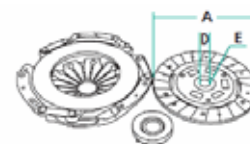
**A** = Disc diameter  
**D** = Disc centring diameter  
**E** = N. of disc teeth

**A** = Scheibendurchmesser  
**D** = Zentrierdurchmesser Scheibe  
**E** = Zähnezahl Scheibe

**A** = Diámetro disco  
**D** = Diámetro centrage disco  
**E** = Nº dientes disco

**A** = Diamètre du disque  
**D** = Diamètre centrage du disque  
**E** = Nbre de dents du disque

**A** = Diametro disco  
**D** = Diametro centraggio disco  
**E** = Nº denti disco



		<b>CC</b>	<b>KW HP</b>			<b>KF</b> Clutch Kit/ Kit frizione <b>VL</b> Flywheel/ Volano <b>KV</b> Clutch Kit + Flywheel	<b>FR</b> Master Cylinder/ Cilindro maestro <b>CY</b> Slave Cylinder/ Cilindro secondario
---	---	-----------	------------------	---	---	---	--

### SEPHIA (FA)

1.5 i 16V	B5	1498	59 80	02.96 →	<b>KF-K07</b> (3 pcs)	A: 200 D: 22 E: 20		<b>CY-K12</b> <b>FR-K11</b>	without ABS - senza AB →05.97
								<b>FR-K12</b> <b>FR-K14</b>	with ABS - con ABS →05.97 05.97→ with ABS - con ABS
1.6 16V			65	01.99 →	<b>KF-K07</b> (3 pcs)	A: 200 D: 22 E: 20	06.00→	<b>CY-K12</b> <b>FR-K15</b>	
					<b>KF-K13</b> (3 pcs)	A: 200 D: 22 E: 20	→05.00		
1.6 i	B6	1598	59 80	01.95 →	<b>KF-K07</b> (3 pcs)	A: 200 D: 22 E: 20		<b>CY-K12</b> <b>FR-K11</b>	→05.97 without ABS - senza AB
								<b>FR-K12</b> <b>FR-K14</b>	with ABS - con ABS →05.97 with ABS - con ABS 05.97→
1.8 16V			82	01.99 →	<b>KF-K00</b> (3 pcs)	A: 225 D: 24 E: 22		<b>CY-H01</b> <b>FR-K14</b>	
1.8 i 16V	OK24N OK26Y	1793	82 112	01.95 →	<b>KF-K00</b> (3 pcs)	A: 225 D: 24 E: 22		<b>CY-H01</b> <b>FR-K11</b>	without ABS - senza AB →05.97
								<b>FR-K12</b> <b>FR-K14</b>	with ABS - con ABS →05.97 05.97→ with ABS - con ABS

### SHUMA (FB)

1.5 i 16V		1498	65 88	10.97 → 03.01	<b>KF-K13</b> (3 pcs)	A: 200 D: 22 E: 20	01.99→	<b>CY-K12</b> <b>FR-K15</b> <b>FR-K23</b>	→12.98 01.99→
1.8 i 16V	T8	1793	81 110	10.97 → 03.01	<b>KF-K29</b> (3 pcs)	A: 225 D: 24 E: 22		<b>CY-K12</b> <b>FR-K15</b> <b>FR-K23</b>	→12.98 01.99→

### SHUMA II (FB)

1.6	GA6D	1594	75 101	05.01 → 08.04	<b>KF-K30</b> (3 pcs)	A: 200 D: 22 E: 20		<b>CY-K13</b> <b>FR-K15</b>	
-----	------	------	-----------	---------------	--------------------------	--------------------------	--	--------------------------------	--



KF Clutch Kit




VL Flywheel



KV Clutch Kit + Flywheel



FR Master Cylinder



CY Slave Cylinder

		<b>CC</b>	<b>KW HP</b>			<b>KF</b> Clutch Kit/ Kit frizione <b>VL</b> Flywheel/ Volano <b>KV</b> Clutch Kit + Flywheel	<b>FR</b> Master Cylinder/ Cilindro maestro <b>CY</b> Slave Cylinder/ Cilindro secondario
--	--	-----------	------------------	--	--	---	--

## SORENTO (JC)

2.5 CRDi	D4CB	2497	103 140	08.02 →	<b>KF-K23</b> (3 pcs)  <b>KF-K40</b> (3 pcs)  <b>KV-K01</b>  <b>KV-K00</b>  <b>VL-K01</b>  <b>VL-K00</b>	A: 255 D: 26 E: 23  A: 255 D: 26 E: 23    Dual-mass flywheel Volano bimassa  Single-mass flywheel Volano monomassa	→02.03  03.03→  03.03→	<b>CY-K18</b>  <b>FR-K18</b>
2.5 CRDi		2497	120 163	05.06 →	<b>KF-K36</b> (3 pcs)  <b>KV-K02</b>	A: 275 D: 25 E: 23		<b>CY-K18</b>
2.5 CRDi	D4CB	2497	125 170	12.06 →	<b>KF-K36</b> (3 pcs)  <b>KV-K02</b>  <b>VL-K02</b>	A: 275 D: 25 E: 23  Dual-mass flywheel Volano bimassa		<b>CY-K18</b>  <b>FR-K25</b>

## SOUL

1.6	G4FC	1591	93 126	02.09 →	<b>KF-K33</b> (3 pcs)  <b>KV-K04</b>  <b>VL-K04</b>	A: 215 D: 22 E: 20  Single-mass flywheel Volano monomassa		<b>CY-H10</b>
1.6 CRDi	D4FB	1582	93 126	02.09 →	<b>KF-K41</b> (3 pcs)	A: 240 D: 22,5 E: 20		<b>CY-H10</b>

## SPORTAGE

1.7 CRDi	D4FD-L	1685	85 116	02.11 →	<b>KF-K41</b> (3 pcs)	A: 240 D: 22,5 E: 20		
2.0 16V	G4GC	1975	104 141	09.04 →	<b>KF-H48</b> (3 pcs)	A: 235 D: 22 E: 20		<b>CY-H01</b> <b>FR-H11</b> →04.05 <b>FR-H12</b> 04.05→
2.0 16V 4WD	G4GC	1975	104 141	09.04 →	<b>KF-H48</b> (3 pcs)	A: 235 D: 22 E: 20		<b>CY-H01</b> <b>FR-H11</b> →04.05 <b>FR-H12</b> 04.05→
2.0 16V CVVT		1998	120 163	10.10 →	<b>KF-H55</b> (3 pcs)	A: 235 D: 22 E: 20		

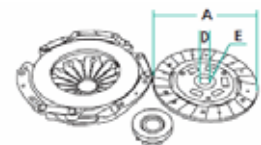
A = Disc diameter  
 D = Disc centring diameter  
 E = N. of disc teeth

A = Scheibendurchmesser  
 D = Zentrierdurchmesser Scheibe  
 E = Zahnzahl Scheibe

A = Diámetro disco  
 D = Diámetro centrage disco  
 E = N° dientes disco

A = Diamètre du disque  
 D = Diamètre centrage du disque  
 E = Nbre de dents du disque

A = Diametro disco  
 D = Diametro centraggio disco  
 E = N° denti disco





		<b>CC</b>	<b>KW HP</b>			<b>KF</b> Clutch Kit/ Kit frizione <b>VL</b> Flywheel/ Volano <b>KV</b> Clutch Kit + Flywheel	<b>FR</b> Master Cylinder/ Cilindro maestro <b>CY</b> Slave Cylinder/ Cilindro secondario
--	--	-----------	------------------	--	--	---	--

## SPORTAGE (K00)

2.0 i 4WD	FE	1998	70 95	04.94 → 08.99	<b>KF-K02</b> (3 pcs)	A: 225 D: 24 E: 22	<b>CY-K03</b> <b>FR-K03</b>
2.0 TD 4WD	RF	1998	61 83	10.97 → 08.03	<b>KF-K03</b> (3 pcs)	A: 225 D: 24,3 E: 22	<b>CY-K04</b> <b>FR-K04</b>
2.2 D 4x4		2184	52 71	08.94 → 04.99	<b>KF-K14</b> (3 pcs)	A: 225 D: 24 E: 22	<b>FR-K04</b>

## VENGA

1.4 16V		1396	66 90	02.10 →	<b>KF-K33</b> (3 pcs)	A: 215 D: 22 E: 20	<b>CY-H10</b>
1.4 CRDi		1396	66 90	02.10 →	<b>KF-K41</b> (3 pcs)	A: 240 D: 22,5 E: 20	<b>CY-H10</b>
1.6 16V	G4FC	1591	92 125	02.10 →	<b>KF-K33</b> (3 pcs)	A: 215 D: 22 E: 20	<b>CY-H10</b>
1.6 CRDi	D4FB	1582	94 128	02.10 →	<b>KF-K41</b> (3 pcs)	A: 240 D: 22,5 E: 20	<b>CY-H10</b>

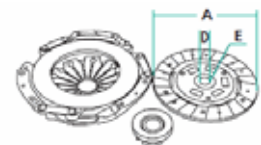
A = Disc diameter  
D = Disc centring diameter  
E = N. of disc teeth

A = Scheibendurchmesser  
D = Zentrierdurchmesser Scheibe  
E = Zähnezahl Scheibe

A = Diámetro disco  
D = Diámetro centrage disco  
E = Nº dientes disco

A = Diamètre du disque  
D = Diamètre centrage du disque  
E = Nbre de dents du disque

A = Diametro disco  
D = Diametro centraggio disco  
E = N° denti disco



		<b>CC</b>	<b>KW HP</b>			<b>KF</b> Clutch Kit/ Kit frizione <b>VL</b> Flywheel/ Volano <b>KV</b> Clutch Kit + Flywheel	<b>FR</b> Master Cylinder/ Cilindro maestro <b>CY</b> Slave Cylinder/ Cilindro secondario
---	---	-----------	------------------	---	---	---	--

## NIVA (2121)

<b>1600</b>	BA3 2121	1570	56 76	12.76 → 05.87	<b>KF-000</b> (3 pcs)	A: 200 D: 23 E: 20	<b>CY-000</b> <b>FR-000</b>
<b>1600</b>	BA3 2121	1569	56 76	04.80 → 12.87	<b>KF-000</b> (3 pcs)	A: 200 D: 23 E: 20	<b>CY-000</b> <b>FR-000</b>
<b>1600</b>	BA3 2121	1569	54 73	01.87 → 03.95	<b>KF-000</b> (3 pcs)	A: 200 D: 23 E: 20	<b>CY-000</b> <b>FR-000</b>
<b>1700 i</b>	BA3 21214	1690	59 80	06.96 →	<b>KF-000</b> (3 pcs)	A: 200 D: 23 E: 20	<b>CY-000</b> <b>FR-000</b>

## NOVA (2105, 2108, 2109)

<b>1300 Spezial/L (VAZ, WAS2105)</b>		1294	48 65	05.81 →	<b>KF-000</b> (3 pcs)	A: 200 D: 23 E: 20	
--------------------------------------	--	------	----------	---------	--------------------------	--------------------------	--



KF Clutch Kit




VL Flywheel



KV Clutch Kit + Flywheel



FR Master Cylinder



CY Slave Cylinder



# LAND ROVER

		<b>CC</b>	<b>KW HP</b>			<b>KF</b> Clutch Kit/ Kit frizione <b>VL</b> Flywheel/ Volano <b>KV</b> Clutch Kit + Flywheel	<b>FR</b> Master Cylinder/ Cilindro maestro <b>CY</b> Slave Cylinder/ Cilindro secondario
---	---	-----------	------------------	---	---	---	--

## DEFENDER (LD)

2.5 Td5 4WD		2495	90 122	06.98 →		
-------------	--	------	-----------	---------	--	--

## DISCOVERY II (LJ, LT)

2.5 Td5	10 P	2495	102 139	01.99 →		
---------	------	------	------------	---------	--	--

## FREELANDER (LN)

1.8 16V	18 K4F	1796	86 117	11.00 →	<b>KF-459</b> (3 pcs)	A: 225 D: 25 E: 24
1.8 i 16V		1796	88 120	02.98 → 11.00	<b>KF-459</b> (3 pcs)	A: 225 D: 25 E: 24
2.0 DI		1994	72 98	02.98 → 11.00	<b>KF-459</b> (3 pcs)	A: 225 D: 25 E: 24

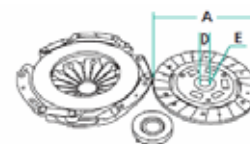
A = Disc diameter  
D = Disc centring diameter  
E = N. of disc teeth

A = Scheibendurchmesser  
D = Zentrierdurchmesser Scheibe  
E = Zahnzahl Scheibe

A = Diámetro disco  
D = Diámetro centrage disco  
E = N° dientes disco

A = Diamètre du disque  
D = Diamètre centrage du disque  
E = Nbre de dents du disque

A = Diametro disco  
D = Diametro centraggio disco  
E = N° denti disco



		<b>CC</b>	<b>KW HP</b>			<b>KF</b> Clutch Kit/ Kit frizione <b>VL</b> Flywheel/ Volano <b>KV</b> Clutch Kit + Flywheel	<b>FR</b> Master Cylinder/ Cilindro maestro <b>CY</b> Slave Cylinder/ Cilindro secondario
---	---	-----------	------------------	---	---	---	--

IS (GXE10)							
<b>200</b>	1G-FE	1988	114 155	04.99 →	<b>KF-2085</b> (3 pcs)  <b>KV-205</b>  <b>VL-204</b>	A: 225 D: 29,5 E: 21  Dual-mass flywheel Volano bimassa	



**KF Clutch Kit**




**VL Flywheel**



**KV Clutch Kit + Flywheel**



**FR Master Cylinder**



**CY Slave Cylinder**

# LOTUS

		<b>CC</b>	<b>KW HP</b>			<b>KF</b> Clutch Kit/ Kit frizione <b>VL</b> Flywheel/ Volano <b>KV</b> Clutch Kit + Flywheel	<b>FR</b> Master Cylinder/ Cilindro maestro <b>CY</b> Slave Cylinder/ Cilindro secondario
--	--	-----------	------------------	--	--	---	--

ELAN							
1.6 i 16V Turbo	4XE1	1588	123 167	09.89 → 11.95	<b>KF-995</b> (3 pcs)	<b>A:</b> 200 <b>D:</b> 25 <b>E:</b> 14	

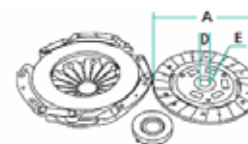
A = Disc diameter  
 D = Disc centring diameter  
 E = N. of disc teeth

A = Scheibendurchmesser  
 D = Zentrierdurchmesser Scheibe  
 E = Zähnezahl Scheibe

A = Diámetro disco  
 D = Diámetro centrage disco  
 E = N° dientes disco

A = Diamètre du disque  
 D = Diamètre centrage du disque  
 E = Nbre de dents du disque

A = Diametro disco  
 D = Diametro centraggio disco  
 E = N° denti disco



		<b>CC</b>	<b>KW HP</b>			<b>KF</b> Clutch Kit/ Kit frizione <b>VL</b> Flywheel/ Volano <b>KV</b> Clutch Kit + Flywheel	<b>FR</b> Master Cylinder/ Cilindro maestro <b>CY</b> Slave Cylinder/ Cilindro secondario
---	---	-----------	------------------	---	---	---	--

GOA							
2.5 TD		2498	79 108	01.07 →	<b>KF-016</b> (3 pcs)	A: 240 D: 29 E: 10	<b>CY-002</b>



KF Clutch Kit



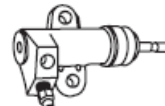
VL Flywheel



KV Clutch Kit + Flywheel







FR Master Cylinder



CY Slave Cylinder

# MARUTI

		<b>CC</b>	<b>KW HP</b>			<b>KF</b> Clutch Kit/ Kit frizione <b>VL</b> Flywheel/ Volano <b>KV</b> Clutch Kit + Flywheel	<b>FR</b> Master Cylinder/ Cilindro maestro <b>CY</b> Slave Cylinder/ Cilindro secondario
<b>800</b>							
<b>0.8</b>	F8B	796	26 35	01.91 →	<b>KF-803</b> (3 pcs)	<b>A:</b> 160 <b>D:</b> 17 <b>E:</b> 32	

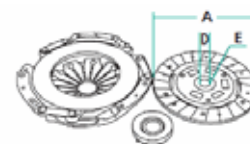
A = Disc diameter  
 D = Disc centring diameter  
 E = N. of disc teeth

A = Scheibendurchmesser  
 D = Zentrierdurchmesser Scheibe  
 E = Zähnezahl Scheibe

A = Diámetro disco  
 D = Diámetro centrage disco  
 E = Nº dientes disco

A = Diamètre du disque  
 D = Diamètre centrage du disque  
 E = Nbre de dents du disque

A = Diametro disco  
 D = Diametro centraggio disco  
 E = Nº denti disco



		<b>CC</b>	<b>KW HP</b>			<b>KF</b> Clutch Kit/ Kit frizione <b>VL</b> Flywheel/ Volano <b>KV</b> Clutch Kit + Flywheel	<b>FR</b> Master Cylinder/ Cilindro maestro <b>CY</b> Slave Cylinder/ Cilindro secondario
---	---	-----------	------------------	---	---	---	--

## 1000

<b>1.0</b>	PC	985	33 45	01.75 → 01.77	<b>KF-300</b> (3 pcs)	A: 185 D: 22 E: 20	<b>CY-300</b> <b>FR-300</b>
------------	----	-----	----------	---------------	--------------------------	--------------------------	--------------------------------

## 121 I (DA)

<b>1.1</b>	B1 B116	1139	42 57	10.87 → 10.90	<b>KF-330</b> (3 pcs)	A: 180 D: 19 E: 18	
------------	------------	------	----------	---------------	--------------------------	--------------------------	--

<b>1.3</b>	B3	1324	44 60	10.87 → 11.90	<b>KF-330</b> (3 pcs)	A: 180 D: 19 E: 18	
------------	----	------	----------	---------------	--------------------------	--------------------------	--

<b>1.8</b>		1800	65	01.75 →	<b>KF-308</b> (3 pcs)	A: 215 D: 24 E: 22	03.77→
					<b>KF-309</b> (3 pcs)	A: 215 D: 24 E: 22	→02.77

<b>2.0</b>		2000	64	01.75 →	<b>KF-307</b> (3 pcs)	A: 215 D: 24 E: 22	07.81→
					<b>KF-311</b> (3 pcs)	A: 215 D: 24 E: 22	→06.81

## 121 II (DB)

<b>1.3 16V</b>	B3 (16V)	1324	39 53	11.90 → 03.96	<b>KF-360</b> (3 pcs)	A: 180 D: 19 E: 18	
----------------	----------	------	----------	---------------	--------------------------	--------------------------	--

<b>1.3 16V</b>	B3 (16V)	1324	53 72	11.90 → 03.96	<b>KF-360</b> (3 pcs)	A: 180 D: 19 E: 18	
----------------	----------	------	----------	---------------	--------------------------	--------------------------	--

## 121 III (JASM, JBSM)

<b>1.25</b>	DHF DHG	1242	55 75	03.96 →	<b>KF-379</b> (2 pcs)	A: 180 D: 20 E: 17	<b>CY-320</b> →12.99 <b>FR-335</b>
-------------	------------	------	----------	---------	--------------------------	--------------------------	---------------------------------------

<b>1.3</b>	J4R J4T	1299	44 60	03.96 →	<b>KF-379</b> (2 pcs)	A: 180 D: 20 E: 17	<b>CY-320</b> <b>FR-335</b>
------------	------------	------	----------	---------	--------------------------	--------------------------	--------------------------------

<b>1.3</b>	JJK JJM	1299	37 50	03.96 →	<b>KF-379</b> (2 pcs)	A: 180 D: 20 E: 17	<b>CY-320</b> <b>FR-335</b>
------------	------------	------	----------	---------	--------------------------	--------------------------	--------------------------------

<b>1.3i 16V CABRIO (JJA)</b>				03.96 →	<b>KF-321</b> (3 pcs)	A: 185 D: 22 E: 20	<b>CY-320</b>
------------------------------	--	--	--	---------	--------------------------	--------------------------	---------------

<b>1.8 D</b>	RTJ RTK	1753	44 60	03.96 →	<b>KF-381</b> (2 pcs)	A: 210 D: 20 E: 17	<b>CY-320</b> 01.98→ <b>FR-335</b>
--------------	------------	------	----------	---------	--------------------------	--------------------------	---------------------------------------

## 1300

<b>1.3</b>	TC	1272	44 60	01.75 → 01.77	<b>KF-300</b> (3 pcs)	A: 185 D: 22 E: 20	<b>CY-300</b> <b>FR-300</b>
------------	----	------	----------	---------------	--------------------------	--------------------------	--------------------------------

## 2

<b>1.25</b>	FUJA	1242	55 75	04.03 →	<b>KF-366</b> (2 pcs)	A: 190 D: 19,5 E: 17	<b>FR-334</b>
-------------	------	------	----------	---------	--------------------------	----------------------------	---------------



KF Clutch Kit




VL Flywheel



KV Clutch Kit + Flywheel



FR Master Cylinder



CY Slave Cylinder



# MAZDA

		<b>CC</b>	<b>KW HP</b>			<b>KF</b> Clutch Kit/ Kit frizione <b>VL</b> Flywheel/ Volano <b>KV</b> Clutch Kit + Flywheel	<b>FR</b> Master Cylinder/ Cilindro maestro <b>CY</b> Slave Cylinder/ Cilindro secondario
---	---	-----------	------------------	---	---	---	--

## 2

1.3	ZJ-VE	1349	63 86	10.07 →	<b>KF-349</b> (3 pcs)	A: 190 D: 22 E: 20	
1.3	ZJ-VE	1349	55 75	10.07 →	<b>KF-349</b> (3 pcs)	A: 190 D: 22 E: 20	
1.4	FXJA	1388	59 80	04.03 →	<b>KF-366</b> (2 pcs)	A: 190 D: 19,5 E: 17	<b>FR-334</b>
1.4 CD	F6JA F6JB	1399	50 68	04.03 →	<b>KF-365</b> (2 pcs)	A: 210 D: 20 E: 17	<b>FR-334</b>
1.4 MZR-CD		1399	50 68	01.08 →	<b>KF-372</b> (3 pcs)	A: 210 D: 19 E: 17	With Bearing Hydraulic Con Cuscinetto Idraulico
1.5	ZY-VE ZY-DE	1498	76 103	10.07 →	<b>KF-349</b> (3 pcs)	A: 190 D: 22 E: 20	
1.6	FYJA	1596	74 100	04.03 →	<b>KF-363</b> (2 pcs)	A: 210 D: 19 E: 17	<b>FR-334</b>

## 3

1.4		1388	59 80	02.04 →	<b>KF-370</b> (3 pcs)	A: 200 D: 23 E: 20	
1.4	ZJ-VE	1349	62 84	10.03 →	<b>KF-370</b> (3 pcs)	A: 200 D: 23 E: 20	
1.6	B6ZE	1598	77 105	10.03 →	<b>KF-370</b> (3 pcs)	A: 200 D: 23 E: 20	
1.6 DI Turbo	Y601	1560	80 109	06.04 →	<b>KF-373</b> (3 pcs)	A: 240 D: 26 E: 23	With Bearing Hydraulic Con Cuscinetto Idraulico
1.6 MZR	Z6	1598	77 105	06.09 →	<b>KF-370</b> (3 pcs)	A: 200 D: 23 E: 20	
1.6 MZR-CD	Y601	1560	80 109	06.09 →	<b>KF-373</b> (3 pcs)	A: 240 D: 26 E: 23	With Bearing Hydraulic Con Cuscinetto Idraulico
2.0	LF17	1999	110 150	10.03 →	<b>KF-369</b> (2 pcs)	A: 225 D: 24 E: 22	
2.2 MZR-CD		2184	110 150	06.09 →	<b>KF-368</b> (3 pcs)	A: 250 D: 26 E: 23	
2.3 MPS	L3-VDT L3N9	2261	191 260	12.06 →	<b>KF-350</b> (3 pcs)	A: 250 D: 25 E: 23	

## 323 F IV (BG)

1.6	B6E	1598	62 84	09.89 → 06.91	<b>KF-325</b> (3 pcs)	A: 190 D: 22 E: 20	<b>CY-329</b> <b>FR-397</b>
-----	-----	------	----------	---------------	--------------------------	--------------------------	--------------------------------

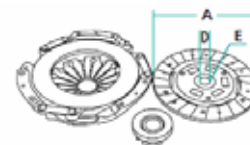
A = Disc diameter  
D = Disc centring diameter  
E = N. of disc teeth

A = Scheibendurchmesser  
D = Zentrierdurchmesser Scheibe  
E = Zahnzahl Scheibe

A = Diámetro disco  
D = Diámetro centraje disco  
E = Nº dientes disco

A = Diamètre du disque  
D = Diamètre centraje du disque  
E = Nbre de dents du disque

A = Diametro disco  
D = Diametro centraggio disco  
E = Nº denti disco



		<b>CC</b>	<b>KW HP</b>			<b>KF</b> Clutch Kit/ Kit frizione <b>VL</b> Flywheel/ Volano <b>KV</b> Clutch Kit + Flywheel	<b>FR</b> Master Cylinder/ Cilindro maestro <b>CY</b> Slave Cylinder/ Cilindro secondario
---	---	-----------	------------------	---	---	---	--

## 323 F IV (BG)

1.6 16V	B6	1598	65 88	03.91 → 10.94	<b>KF-325</b> (3 pcs)	A: 190 D: 22 E: 20	<b>CY-329</b> <b>FR-397</b>
1.8 16V	BP	1840	76 103	08.89 → 07.94	<b>KF-346</b> (3 pcs)	A: 230 D: 24 E: 22	<b>CY-396</b> <b>FR-397</b>
1.8 16V	BP31	1840	103 140	09.89 → 03.93	<b>KF-346</b> (3 pcs)	A: 230 D: 24 E: 22	<b>CY-329</b> <b>FR-397</b>
1.8 16V GT	BP (DOHC)	1840	94 128	08.89 → 07.94	<b>KF-339</b> (3 pcs)  <b>KF-K07</b> (3 pcs)	A: 215 D: 24 E: 22  A: 200 D: 22 E: 20	<b>CY-396</b> <b>FR-397</b>
1.9i 16V		1900		06.89 → 08.98	<b>KF-351</b> (3 pcs)  <b>KF-K07</b> (3 pcs)	A: 215 D: 24 E: 22  A: 200 D: 22 E: 20	05.94 →  →04.94

## 323 F V (BA)

1.5 16V	Z5-DE	1489	65 88	07.94 → 09.98	<b>KF-K07</b> (3 pcs)	A: 200 D: 22 E: 20	<b>CY-397</b> <b>FR-322</b>
1.8 16V	BP-ZE	1840	84 114	08.94 → 09.98	<b>KF-K07</b> (3 pcs)	A: 200 D: 22 E: 20	<b>CY-396</b> <b>FR-322</b>
2.0 24V	KF	1995	106 144	08.94 → 09.98	<b>KF-337</b> (3 pcs)	A: 225 D: 24 E: 22	<b>CY-393</b> <b>FR-322</b>

## 323 F VI (BJ)

1.4	B3 (16V)	1324	53 72	01.01 → 05.04	<b>KF-K07</b> (3 pcs)	A: 200 D: 22 E: 20	<b>CY-397</b> <b>FR-329</b>
1.4 16V	B3 ME	1324	54 73	09.98 → 01.01	<b>KF-K07</b> (3 pcs)	A: 200 D: 22 E: 20	<b>CY-397</b> <b>FR-320</b>
1.5 16V		1498	65 88	09.98 → 01.01	<b>KF-K07</b> (3 pcs)	A: 200 D: 22 E: 20	<b>CY-397</b> <b>FR-320</b>
1.6	ZM	1598	72 98	01.01 → 05.04	<b>KF-K07</b> (3 pcs)	A: 200 D: 22 E: 20	<b>CY-397</b> <b>FR-329</b>
1.6	ZM	1598	70 95	01.01 → 05.04	<b>KF-K07</b> (3 pcs)	A: 200 D: 22 E: 20	<b>CY-397</b>
1.8 Astina		1840	92 125	09.98 → 05.04	<b>KF-K07</b> (3 pcs)	A: 200 D: 22 E: 20	<b>CY-323</b> <b>FR-393</b>
1.9 16V		1840	84 114	09.98 → 01.01	<b>KF-K07</b> (3 pcs)	A: 200 D: 22 E: 20	<b>CY-323</b> <b>FR-320</b>



KF Clutch Kit




VL Flywheel



KV Clutch Kit + Flywheel



FR Master Cylinder



CY Slave Cylinder

# MAZDA

		<b>CC</b>	<b>KW HP</b>			<b>KF</b> Clutch Kit/ Kit frizione <b>VL</b> Flywheel/ Volano <b>KV</b> Clutch Kit + Flywheel	<b>FR</b> Master Cylinder/ Cilindro maestro <b>CY</b> Slave Cylinder/ Cilindro secondario
---	---	-----------	------------------	---	---	---	--

## 323 F VI (BJ)

2.0	FS7E FS7G	1991	96 131	01.01 → 05.04	<b>KF-314</b> (3 pcs)	A: 225 D: 24 E: 22	<b>CY-329</b> <b>FR-329</b>
2.0 D	RF1G	1998	52 71	09.98 → 05.04	<b>KF-362</b> (3 pcs)	A: 200 D: 22 E: 20	<b>CY-397</b> <b>FR-320</b>

## 323 I (FA)

1.0	P PC	985	33 45	06.77 → 05.80	<b>KF-301</b> (3 pcs)	A: 185 D: 22 E: 20	<b>CY-399</b>
1.3	TC T	1272	44 60	01.77 → 05.80	<b>KF-301</b> (3 pcs)	A: 185 D: 22 E: 20	<b>CY-399</b>
1.4	U UC	1415	51 69	05.78 → 05.80	<b>KF-301</b> (3 pcs)	A: 185 D: 22 E: 20	
1.5	D5	1490	52 70	04.82 → 05.86	<b>KF-315</b> (3 pcs)	A: 190 D: 22 E: 20	<b>CY-399</b>

## 323 II (BD)

1.1	E1	1071	40 54	11.80 → 10.85	<b>KF-302</b> (3 pcs)	A: 185 D: 22 E: 20	<b>CY-399</b>
1.3	E3	1296	44 60	09.81 → 10.85	<b>KF-302</b> (3 pcs)	A: 185 D: 22 E: 20	<b>CY-399</b> <b>FR-398</b>
1.3	E3	1296	50 68	11.80 → 10.89	<b>KF-302</b> (3 pcs)	A: 185 D: 22 E: 20	<b>CY-399</b> <b>FR-398</b>
1.5	E5	1490	65 88	03.82 → 09.86	<b>KF-315</b> (3 pcs)	A: 190 D: 22 E: 20	<b>CY-399</b> <b>FR-398</b>
1.5	E5	1490	59 80	11.80 → 07.85	<b>KF-315</b> (3 pcs)	A: 190 D: 22 E: 20	<b>CY-399</b> <b>FR-398</b>
1.5	E5	1490	55 75	05.81 → 12.85	<b>KF-315</b> (3 pcs)	A: 190 D: 22 E: 20	<b>CY-399</b> <b>FR-398</b>

## 323 III (BF)

1.1	E1	1071	40 54	09.85 → 10.89	<b>KF-302</b> (3 pcs)	A: 185 D: 22 E: 20	<b>CY-399</b> <b>FR-398</b>
1.3	E3	1296	44 60	09.85 → 12.87	<b>KF-302</b> (3 pcs)	A: 185 D: 22 E: 20	<b>CY-399</b> <b>FR-398</b>
1.3 i		1324	49 67	09.85 → 08.89	<b>KF-302</b> (3 pcs)	A: 185 D: 22 E: 20	<b>CY-399</b> <b>FR-398</b>
1.4	B3	1324	44 60	09.87 → 10.89	<b>KF-302</b> (3 pcs)	A: 185 D: 22 E: 20	<b>CY-399</b> <b>FR-398</b>

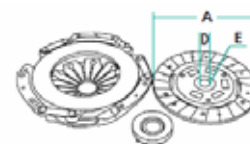
A = Disc diameter  
D = Disc centring diameter  
E = N. of disc teeth

A = Scheibendurchmesser  
D = Zentrierdurchmesser Scheibe  
E = Zahnzahl Scheibe

A = Diámetro disco  
D = Diámetro centraje disco  
E = Nº dientes disco

A = Diamètre du disque  
D = Diamètre centrage du disque  
E = Nbre de dents du disque

A = Diametro disco  
D = Diametro centraggio disco  
E = N° denti disco



		<b>CC</b>	<b>KW HP</b>			<b>KF</b> Clutch Kit/ Kit frizione <b>VL</b> Flywheel/ Volano <b>KV</b> Clutch Kit + Flywheel	<b>FR</b> Master Cylinder/ Cilindro maestro <b>CY</b> Slave Cylinder/ Cilindro secondario
---	---	-----------	------------------	---	---	---	--

## 323 III (BF)

1.5	B5	1498	54 73	09.87 → 10.89	<b>KF-302</b> (3 pcs)  <b>KF-315</b> (3 pcs)	A: 185 D: 22 E: 20  A: 190 D: 22 E: 20	<b>CY-399</b>  <b>FR-398</b>
1.5	E5	1490	55 75	08.85 → 05.89	<b>KF-302</b> (3 pcs)	A: 185 D: 22 E: 20	<b>CY-399</b>  <b>FR-398</b>
1.5 i	E5E3	1490	70 95	08.85 → 05.89	<b>KF-302</b> (3 pcs)  <b>KF-315</b> (3 pcs)	A: 185 D: 22 E: 20  A: 190 D: 22 E: 20	<b>CY-399</b>  <b>FR-398</b>
1.6	B68	1597	54 73	09.87 → 10.89	<b>KF-315</b> (3 pcs)	A: 190 D: 22 E: 20	<b>CY-399</b>  <b>FR-398</b>
1.6 GT	B6	1598	77 105	08.85 → 12.88	<b>KF-315</b> (3 pcs)	A: 190 D: 22 E: 20	<b>CY-399</b>  <b>FR-398</b>
1.6 GT	B6	1597	63 86	09.87 → 10.89	<b>KF-315</b> (3 pcs)	A: 190 D: 22 E: 20	<b>CY-399</b>  <b>FR-398</b>
1.6 GT Turbo 4WD (BF2)		1597	110 150	08.87 → 10.89	<b>KF-314</b> (3 pcs)	A: 225 D: 24 E: 22 →VIN 416121	<b>CY-399</b>  <b>FR-398</b>
1.6 GT Turbo (BF1)	B6	1598	103 140	10.85 → 11.91	<b>KF-314</b> (3 pcs)  <b>KF-315</b> (3 pcs)	A: 225 D: 24 E: 22  A: 190 D: 22 E: 20 06.86→ →VIN 416121	<b>CY-399</b>  <b>FR-398</b>
1.6 GT Turbo 4WD (BF2)	B6	1598	103 140	10.87 → 11.91	<b>KF-314</b> (3 pcs)	A: 225 D: 24 E: 22 →VIN 416121	<b>CY-399</b>  <b>FR-398</b>
1.7 D	PN46	1720	42 57	01.87 → 05.89	<b>KF-323</b> (3 pcs)	A: 190 D: 22 E: 20	<b>CY-399</b>  <b>FR-399</b>
1.7 D	PN27	1720	40 54	04.86 → 05.89	<b>KF-323</b> (3 pcs)	A: 190 D: 22 E: 20	<b>CY-399</b>  <b>FR-399</b>

## 323 III (BW)

1.3	E3	1296	44 60	07.86 → 04.90	<b>KF-302</b> (3 pcs)	A: 185 D: 22 E: 20	<b>CY-399</b>  <b>FR-397</b>
1.5	B50 B53 B5	1498	54 73	01.87 → 05.89	<b>KF-302</b> (3 pcs)  <b>KF-315</b> (3 pcs)	A: 185 D: 22 E: 20  A: 190 D: 22 E: 20	<b>CY-399</b>  <b>FR-398</b>



KF Clutch Kit




VL Flywheel



KV Clutch Kit + Flywheel



FR Master Cylinder



CY Slave Cylinder

# MAZDA

		<b>CC</b>	<b>KW HP</b>			<b>KF</b> Clutch Kit/ Kit frizione <b>VL</b> Flywheel/ Volano <b>KV</b> Clutch Kit + Flywheel	<b>FR</b> Master Cylinder/ Cilindro maestro <b>CY</b> Slave Cylinder/ Cilindro secondario
--	--	-----------	------------------	--	--	---	--

## 323 III (BW)

1.5	B50 B53 E5	1490	55 75	05.86 → 05.89	<b>KF-302</b> (3 pcs)  <b>KF-315</b> (3 pcs)	<b>A:</b> 185 <b>D:</b> 22 <b>E:</b> 20  <b>A:</b> 190 <b>D:</b> 22 <b>E:</b> 20	<b>CY-399</b>  <b>FR-396</b>
1.6	B6E B65M B6	1598	63 86	09.86 → 10.95	<b>KF-325</b> (3 pcs)	<b>A:</b> 190 <b>D:</b> 22 <b>E:</b> 20	06.89 → <b>CY-399</b> <b>FR-399</b>
1.6	B68	1597	54 73	09.87 → 10.89	<b>KF-325</b> (3 pcs)	<b>A:</b> 190 <b>D:</b> 22 <b>E:</b> 20	<b>CY-399</b>
1.7 D	PN26	1720	40 54	11.86 → 08.87	<b>KF-329</b> (3 pcs)	<b>A:</b> 190 <b>D:</b> 22 <b>E:</b> 20	<b>CY-399</b> <b>FR-399</b>
1.7 D	PN26 PN54	1720	41 56	10.89 → 03.93	<b>KF-323</b> (3 pcs)	<b>A:</b> 190 <b>D:</b> 22 <b>E:</b> 20	<b>CY-399</b> <b>FR-399</b>
1.7 D	PN26 PN54	1720	42 57	11.86 → 10.89	<b>KF-323</b> (3 pcs)  <b>KF-329</b> (3 pcs)	<b>A:</b> 190 <b>D:</b> 22 <b>E:</b> 20  <b>A:</b> 190 <b>D:</b> 22 <b>E:</b> 20	06.87 → <b>CY-399</b> <b>FR-396</b>  →06.87

## 323 IV C (BG)

1.3	B3E	1324	49 67	09.89 → 07.94	<b>KF-321</b> (3 pcs)	<b>A:</b> 185 <b>D:</b> 22 <b>E:</b> 20	<b>CY-397</b> <b>FR-397</b>
1.3 16V		1324	54 73	09.89 → 07.94	<b>KF-321</b> (3 pcs)	<b>A:</b> 185 <b>D:</b> 22 <b>E:</b> 20	<b>CY-397</b> <b>FR-397</b>
1.6	B6E	1598	62 84	09.89 → 06.91	<b>KF-325</b> (3 pcs)	<b>A:</b> 190 <b>D:</b> 22 <b>E:</b> 20	<b>CY-397</b> <b>FR-397</b>
1.6 16V	B6	1598	65 88	03.91 → 10.94	<b>KF-325</b> (3 pcs)	<b>A:</b> 190 <b>D:</b> 22 <b>E:</b> 20	<b>CY-397</b> <b>FR-397</b>
1.8 16V	BP22 BP31	1840	103 140	09.89 → 03.93	<b>KF-K07</b> (3 pcs)	<b>A:</b> 200 <b>D:</b> 22 <b>E:</b> 20	<b>CY-396</b> <b>FR-397</b>
1.8 16V GT	BP (DOHC)	1840	94 128	09.89 → 03.93	<b>KF-346</b> (3 pcs)	<b>A:</b> 230 <b>D:</b> 24 <b>E:</b> 22	<b>CY-399</b> <b>FR-397</b>
1.8 16V Turbo 4WD	BP Turbo	1840	120 163	09.90 → 12.92	<b>KF-346</b> (3 pcs)	<b>A:</b> 230 <b>D:</b> 24 <b>E:</b> 22	<b>CY-399</b>
1.9 16V 2WD/4WD		1900		01.90 →	<b>KF-348</b> (3 pcs)  <b>KF-346</b> (3 pcs)  <b>KF-K07</b> (3 pcs)	<b>A:</b> 225 <b>D:</b> 24 <b>E:</b> 22  <b>A:</b> 230 <b>D:</b> 24 <b>E:</b> 22  <b>A:</b> 200 <b>D:</b> 22 <b>E:</b> 20	06.94 → Front Wheel Drive Trazione anteriore 4WD  →05.94 Front Wheel Drive Trazione anteriore

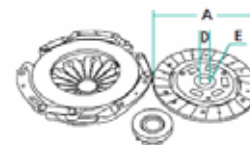
A = Disc diameter  
D = Disc centring diameter  
E = N. of disc teeth

A = Scheibendurchmesser  
D = Zentrierdurchmesser Scheibe  
E = Zähnezahl Scheibe

A = Diámetro disco  
D = Diámetro centrage disco  
E = N° dientes disco

A = Diamètre du disque  
D = Diamètre centrage du disque  
E = Nbre de dents du disque

A = Diametro disco  
D = Diametro centraggio disco  
E = N° denti disco



		<b>CC</b>	<b>KW HP</b>			<b>KF</b> Clutch Kit/ Kit frizione <b>VL</b> Flywheel/ Volano <b>KV</b> Clutch Kit + Flywheel	<b>FR</b> Master Cylinder/ Cilindro maestro <b>CY</b> Slave Cylinder/ Cilindro secondario
---	---	-----------	------------------	---	---	---	--

## 323 IV S (BG)

1.3	B3E B383	1324	49 67	09.89 → 06.91	<b>KF-321</b> (3 pcs)	A: 185 D: 22 E: 20	<b>CY-397</b> <b>FR-397</b>
1.3 16V	B3 (16V)	1324	54 73	04.91 → 07.94	<b>KF-321</b> (3 pcs)	A: 185 D: 22 E: 20	<b>CY-397</b> <b>FR-397</b>
1.6	B6E	1598	62 84	09.89 → 06.91	<b>KF-325</b> (3 pcs)	A: 190 D: 22 E: 20	<b>CY-397</b> <b>FR-397</b>
1.6 16V	B6	1598	65 88	08.89 → 10.94	<b>KF-325</b> (3 pcs)	A: 190 D: 22 E: 20	<b>CY-397</b> <b>FR-397</b> 08.90→
1.8 16V	BP52	1840	76 103	08.89 → 07.94	<b>KF-K07</b> (3 pcs)	A: 200 D: 22 E: 20	<b>CY-396</b> <b>FR-397</b>
1.8 16V GT	BP (DOHC)	1840	94 128	06.89 → 07.94	<b>KF-346</b> (3 pcs)	A: 230 D: 24 E: 22	<b>CY-397</b> <b>FR-397</b>
1.8 16V Turbo 4WD	BP Turbo	1840	120 163	01.91 → 07.94	<b>KF-346</b> (3 pcs)	A: 230 D: 24 E: 22	

## 323 V C (BA)

1.3 16V	B3 (16V)	1324	54 73	08.94 → 09.98	<b>KF-K07</b> (3 pcs)	A: 200 D: 22 E: 20	<b>CY-397</b> <b>FR-322</b>
1.5 16V	Z5-DE	1489	65 88	08.94 → 09.98	<b>KF-K07</b> (3 pcs)	A: 200 D: 22 E: 20	<b>CY-397</b> <b>FR-322</b>
1.8 16V	BP-ZE	1840	84 114	08.94 → 09.98	<b>KF-K07</b> (3 pcs)	A: 200 D: 22 E: 20	<b>CY-396</b> <b>FR-322</b>

## 323 V P (BA)

1.3 16V	B3 (16V)	1324	54 73	10.96 →	<b>KF-K07</b> (3 pcs)	A: 200 D: 22 E: 20	<b>CY-397</b> <b>FR-320</b>
1.5 16V	Z5-DE	1489	65 88	10.96 →	<b>KF-K07</b> (3 pcs)	A: 200 D: 22 E: 20	<b>CY-397</b> <b>FR-320</b>
2.0 D	RF1G	1998	52 71	10.96 →	<b>KF-362</b> (3 pcs)	A: 200 D: 22 E: 20	<b>CY-397</b> <b>FR-322</b>

## 323 V S (BA)

1.3 16V	B3 (16V)	1324	54 73	08.94 → 09.98	<b>KF-K07</b> (3 pcs)	A: 200 D: 22 E: 20	<b>CY-397</b> <b>FR-322</b>
1.5 16V	Z5-DE	1489	65 88	08.94 → 09.98	<b>KF-K07</b> (3 pcs)	A: 200 D: 22 E: 20	<b>CY-397</b> <b>FR-322</b>
1.8 16V	BP-ZE	1840	84 114	08.94 → 09.98	<b>KF-K07</b> (3 pcs)	A: 200 D: 22 E: 20	<b>CY-396</b> <b>FR-322</b>
2.0 D	RF1G	1998	52 71	10.96 → 09.98	<b>KF-362</b> (3 pcs)	A: 200 D: 22 E: 20	<b>CY-397</b> <b>FR-322</b>



KF Clutch Kit




VL Flywheel



KV Clutch Kit + Flywheel



FR Master Cylinder



CY Slave Cylinder



# MAZDA

		<b>CC</b>	<b>KW HP</b>			<b>KF</b> Clutch Kit/ Kit frizione <b>VL</b> Flywheel/ Volano <b>KV</b> Clutch Kit + Flywheel	<b>FR</b> Master Cylinder/ Cilindro maestro <b>CY</b> Slave Cylinder/ Cilindro secondario
---	---	-----------	------------------	---	---	---	--

## 323 VI P (BJ)

1.4 16V		1324	54 73	09.98 →	<b>KF-K07</b> (3 pcs)	A: 200 D: 22 E: 20	<b>CY-397</b> <b>FR-320</b>
1.5 16V		1498	65 88	09.98 →	<b>KF-K07</b> (3 pcs)	A: 200 D: 22 E: 20	<b>CY-397</b> <b>FR-320</b>

## 323 VI S (BJ)

1.4	B3 (16V)	1324	53 72	01.01 → 05.04	<b>KF-K07</b> (3 pcs)	A: 200 D: 22 E: 20	<b>CY-397</b> <b>FR-329</b>
1.4 16V	B3 ME	1324	54 73	09.98 → 01.01	<b>KF-K07</b> (3 pcs)	A: 200 D: 22 E: 20	<b>CY-397</b> <b>FR-320</b>
1.5		1498	80 109	05.98 → 05.04	<b>KF-K07</b> (3 pcs)	A: 200 D: 22 E: 20	<b>CY-329</b> <b>FR-329</b>
1.5 16V		1498	65 88	09.98 → 01.01	<b>KF-K07</b> (3 pcs)	A: 200 D: 22 E: 20	<b>CY-397</b> <b>FR-320</b>
1.8 Protege		1840	92 125	05.98 → 05.04	<b>KF-K07</b> (3 pcs)	A: 200 D: 22 E: 20	<b>CY-323</b> <b>FR-393</b>
2.0	FS7E FS7G	1991	96 131	01.01 → 05.04	<b>KF-314</b> (3 pcs)	A: 225 D: 24 E: 22	<b>CY-329</b> <b>FR-329</b>
2.0 D		1998	52 71	09.98 → 05.04	<b>KF-362</b> (3 pcs)	A: 200 D: 22 E: 20	<b>CY-397</b> <b>FR-320</b>

## 5

1.8	L823	1798	85 116	03.05 →	<b>KF-369</b> (2 pcs)	A: 225 D: 24 E: 22	
1.8		1798	85 116	12.10 →	<b>KF-353</b> (3 pcs)	A: 225 D: 24 E: 22	
2.0	LFF7	1999	107 146	03.05 →	<b>KF-369</b> (2 pcs)	A: 225 D: 24 E: 22	
2.0 CD			107 146	03.05 →	<b>KF-368</b> (3 pcs)	A: 250 D: 26 E: 23	MT6
					<b>KF-371</b> (3 pcs)	A: 225 D: 25 E: 22	MT5
2.0 CD	RF7J	1998	105 143	06.05 →	<b>KF-368</b> (3 pcs)	A: 250 D: 26 E: 23	MT6
					<b>KF-371</b> (3 pcs)	A: 225 D: 25 E: 22	MT5
					<b>KV-302</b>		

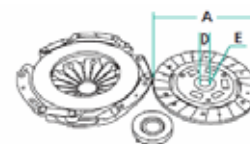
A = Disc diameter  
D = Disc centring diameter  
E = N. of disc teeth

A = Scheibendurchmesser  
D = Zentrierdurchmesser Scheibe  
E = Zähnezahl Scheibe

A = Diámetro disco  
D = Diámetro centrage disco  
E = N° dientes disco

A = Diamètre du disque  
D = Diamètre centrage du disque  
E = Nbre de dents du disque

A = Diametro disco  
D = Diametro centraggio disco  
E = N° denti disco



		<b>CC</b>	<b>KW HP</b>			<b>KF</b> Clutch Kit/ Kit frizione <b>VL</b> Flywheel/ Volano <b>KV</b> Clutch Kit + Flywheel	<b>FR</b> Master Cylinder/ Cilindro maestro <b>CY</b> Slave Cylinder/ Cilindro secondario
---	---	-----------	------------------	---	---	---	--

<b>5</b>							
<b>2.0 CD</b>		1998	81 110	03.05 →	<b>KF-368</b> (3 pcs)  <b>KF-371</b> (3 pcs)  <b>KV-302</b>	A: 250 D: 26 E: 23  A: 225 D: 25 E: 22	MT6   MT5

<b>6</b>							
<b>1.8 MRZ</b>	L813	1798	88 120	08.07 →	<b>KF-352</b> (3 pcs)	A: 225 D: 24 E: 22	
<b>2.0</b>		1999	108 147	04.08 →	<b>KF-352</b> (3 pcs)	A: 225 D: 24 E: 22	
<b>2.0 CD</b>		1998	103 140	04.08 →	<b>KF-368</b> (3 pcs)	A: 250 D: 26 E: 23	
<b>2.0 MRZ</b>	LF17	1999	108 147	08.07 →	<b>KF-352</b> (3 pcs)	A: 225 D: 24 E: 22	
<b>2.0 MRZ-CD</b>	RF7J	1998	103 140	08.07 →	<b>KF-368</b> (3 pcs)  <b>KV-302</b>	A: 250 D: 26 E: 23	
<b>2.2 CD</b>		2183	120 163	04.08 →	<b>KF-368</b> (3 pcs)	A: 250 D: 26 E: 23	
<b>2.2 MRZ-CD</b>		2184	120 163	01.09 →	<b>KF-368</b> (3 pcs)	A: 250 D: 26 E: 23	
<b>2.5</b>		2488	125 170	04.08 →	<b>KF-353</b> (3 pcs)	A: 225 D: 24 E: 22	
<b>2.5 MRZ</b>	L5-VE	2488	125 170	08.07 →	<b>KF-353</b> (3 pcs)	A: 225 D: 24 E: 22	

<b>6 (GG)</b>							
<b>1.8</b>	L813	1798	88 120	08.02 →	<b>KF-332</b> (3 pcs)	A: 215 D: 24 E: 22	<b>CY-324</b> <b>FR-322</b>
<b>2.0</b>	LFF7	1999	108 147	03.05 →	<b>KF-380</b> (2 pcs)	A: 215 D: 24 E: 22	<b>CY-324</b> <b>FR-322</b>
<b>2.0</b>	LF17 LF18	1999	104 141	06.02 →	<b>KF-380</b> (2 pcs)	A: 215 D: 24 E: 22	→09.03 <b>CY-324</b> <b>FR-322</b>
<b>2.0 DI</b>	RF5C	1998	100 136	06.02 →	<b>KF-333</b> (3 pcs)  <b>KV-300</b>  <b>VL-300</b>	A: 240 D: 26 E: 23	<b>CY-323</b>
					Dual-mass flywheel Volano bimassa		



KF Clutch Kit



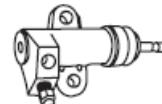
VL Flywheel



KV Clutch Kit + Flywheel



FR Master Cylinder



CY Slave Cylinder

# MAZDA

		<b>CC</b>	<b>KW HP</b>			<b>KF</b> Clutch Kit/ Kit frizione <b>VL</b> Flywheel/ Volano <b>KV</b> Clutch Kit + Flywheel	<b>FR</b> Master Cylinder/ Cilindro maestro <b>CY</b> Slave Cylinder/ Cilindro secondario
--	--	-----------	------------------	--	--	---	--

## 6 (GG)

2.0 DI	RF7J	1998	105 143	06.05 →	<b>KF-368</b> (3 pcs)  <b>KV-302</b>	A: 250 D: 26 E: 23	<b>CY-323</b>
2.0 DI	RF5C	1998	89 121	08.02 →	<b>KF-333</b> (3 pcs)  <b>KV-300</b>  <b>VL-300</b>	A: 240 D: 26 E: 23  Dual-mass flywheel Volano bimassa	<b>CY-323</b>
2.3	L3KG	2261	191 260	12.05 →	<b>KF-350</b> (3 pcs)	A: 250 D: 25 E: 23	<b>CY-324</b>  <b>FR-322</b>
2.3	L3C1	2261	122 166	06.02 →	<b>KF-380</b> (2 pcs)	A: 215 D: 24 E: 22	<b>CY-324</b>  <b>FR-322</b>

## 6 (GH)

2.0 MRZ-CD	RF7J	1998	103 140	08.07 →	<b>KF-368</b> (3 pcs)  <b>KV-302</b>	A: 250 D: 26 E: 23	
------------	------	------	------------	---------	---	--------------------------	--

## 6 (GY)

1.8	L813	1798	88 120	08.02 →	<b>KF-332</b> (3 pcs)	A: 215 D: 24 E: 22	<b>CY-324</b>  <b>FR-322</b>
2.0	LF17 LF18	1999	104 141	08.02 →	<b>KF-380</b> (2 pcs)	A: 215 D: 24 E: 22	<b>CY-324</b>  <b>FR-322</b>
2.0	LFF7	1999	108 147	03.05 →	<b>KF-380</b> (2 pcs)	A: 215 D: 24 E: 22	<b>CY-324</b>  <b>FR-322</b>
2.0 DI	RF7J	1998	105 143	06.05 →	<b>KF-368</b> (3 pcs)  <b>KV-302</b>	A: 250 D: 26 E: 23	<b>CY-323</b>
2.0 DI	RF5C	1998	100 136	08.02 →	<b>KF-333</b> (3 pcs)  <b>KV-300</b>  <b>VL-300</b>	A: 240 D: 26 E: 23  Dual-mass flywheel Volano bimassa	<b>CY-323</b>
2.0 DI	RF5C	1998	89 121	08.02 →	<b>KF-333</b> (3 pcs)  <b>KV-300</b>  <b>VL-300</b>	A: 240 D: 26 E: 23  Dual-mass flywheel Volano bimassa	<b>CY-323</b>
2.3	L3C1	2261	122 166	08.02 →	<b>KF-380</b> (2 pcs)	A: 215 D: 24 E: 22	<b>CY-324</b>  <b>FR-322</b>
2.3 AWD	L3C1	2261	119 162	11.02 →	<b>KF-380</b> (2 pcs)	A: 215 D: 24 E: 22	<b>CY-324</b>  <b>FR-322</b>

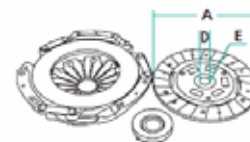
A = Disc diameter  
 D = Disc centring diameter  
 E = N. of disc teeth

A = Scheibendurchmesser  
 D = Zentrierdurchmesser Scheibe  
 E = Zahnzahl Scheibe

A = Diámetro disco  
 D = Diámetro centrage disco  
 E = N° dientes disco

A = Diamètre du disque  
 D = Diamètre centrage du disque  
 E = Nbre de dents du disque

A = Diametro disco  
 D = Diametro centraggio disco  
 E = N° denti disco



		<b>CC</b>	<b>KW HP</b>			<b>KF</b> Clutch Kit/ Kit frizione <b>VL</b> Flywheel/ Volano <b>KV</b> Clutch Kit + Flywheel	<b>FR</b> Master Cylinder/ Cilindro maestro <b>CY</b> Slave Cylinder/ Cilindro secondario
---	---	-----------	------------------	---	---	---	--

## 6 WAGON

1.8		1798	88 120	04.08 →	<b>KF-352</b> (3 pcs)	A: 225 D: 24 E: 22	
2.0		1999	108 147	04.08 →	<b>KF-352</b> (3 pcs)	A: 225 D: 24 E: 22	
2.0 CD		1998	103 140	04.08 →	<b>KF-368</b> (3 pcs)	A: 250 D: 26 E: 23	
2.5		2488	125 170	04.08 →	<b>KF-353</b> (3 pcs)	A: 225 D: 24 E: 22	

## 616

1.6	NA	1586	55 75	06.73 → 02.78	<b>KF-304</b> (3 pcs)	A: 200 D: 24 E: 22	<b>CY-301</b>
1.6 (NA) SNA				05.70 → 05.73	<b>KF-304</b> (3 pcs)	A: 200 D: 24 E: 22	<b>CY-301</b> <b>FR-308</b>

## 618

1.8 (VC) SV/SB				01.73 →	<b>KF-309</b> (3 pcs)	A: 215 D: 24 E: 22	<b>CY-306</b> <b>FR-308</b>
----------------	--	--	--	---------	--------------------------	--------------------------	--------------------------------

## 626 I (CB)

1.6	H6 N NA	1586	55 75	05.79 → 05.82	<b>KF-313</b> (3 pcs)	A: 200 D: 24 E: 22	<b>CY-301</b> →12.79 <b>FR-301</b> →12.79 <b>FR-302</b> 01.80→
2.0	HE3 MA M	1970	66 90	05.79 → 05.82	<b>KF-307</b> (3 pcs)	A: 215 D: 24 E: 22	<b>CY-301</b> →07.80 <b>FR-301</b> →07.80

## 626 II (GC)

1.6	F6	1587	59 80	11.82 → 06.87	<b>KF-306</b> (3 pcs)	A: 200 D: 24,5 E: 22	<b>CY-395</b> <b>FR-395</b>
2.0	FE	1998	88 120	01.86 → 09.87	<b>KF-314</b> (3 pcs)	A: 225 D: 24 E: 22	<b>CY-395</b> <b>FR-395</b>
2.0	FE	1998	74 101	03.83 → 09.87	<b>KF-364</b> (3 pcs)	A: 225 D: 24 E: 22	<b>CY-395</b> <b>FR-395</b>
2.0	FE	1998	68 93	11.86 → 09.87	<b>KF-314</b> (3 pcs)	A: 225 D: 24 E: 22	<b>CY-395</b> <b>FR-395</b>
2.0 D	RF46	1998	46 63	01.83 → 06.87	<b>KF-314</b> (3 pcs)	A: 225 D: 24 E: 22	<b>CY-395</b> 08.85→ <b>FR-395</b> 08.85→

## 626 III (GD)

1.6		1597	60 82	06.87 → 05.92	<b>KF-320</b> (3 pcs)	A: 215 D: 24 E: 22	<b>CY-394</b> 01.88→ <b>FR-394</b> 01.88→
-----	--	------	----------	---------------	--------------------------	--------------------------	--



KF Clutch Kit




VL Flywheel



KV Clutch Kit + Flywheel



FR Master Cylinder



CY Slave Cylinder

# MAZDA

		<b>CC</b>	<b>KW HP</b>			<b>KF</b> Clutch Kit/ Kit frizione <b>VL</b> Flywheel/ Volano <b>KV</b> Clutch Kit + Flywheel	<b>FR</b> Master Cylinder/ Cilindro maestro <b>CY</b> Slave Cylinder/ Cilindro secondario
--	--	-----------	------------------	--	--	---	--

## 626 III (GD)

1.8	F8	1789	65 88	11.87 → 05.92	<b>KF-320</b> (3 pcs)	A: 215 D: 24 E: 22	<b>CY-394</b> <b>FR-394</b>
2.0	FE	1998	66 90	09.87 → 10.90	<b>KF-314</b> (3 pcs)	A: 225 D: 24 E: 22	<b>CY-394</b> <b>FR-394</b>
2.0 12V	FE (12V)	1998	79 107	09.87 → 05.92	<b>KF-314</b> (3 pcs)	A: 225 D: 24 E: 22	<b>CY-394</b> <b>FR-394</b>
2.0 16V	FE Kat. (16V)	1998	103 140	11.87 → 05.92	<b>KF-314</b> (3 pcs)	A: 225 D: 24 E: 22	<b>CY-394</b> <b>FR-394</b> 08.89→
2.0 16V	FE Kat. (16V)	1998	109 148	07.87 → 09.89	<b>KF-314</b> (3 pcs)	A: 225 D: 24 E: 22	<b>CY-394</b> <b>FR-394</b>
2.0 D	RF-N	1998	44 60	07.87 → 07.91	<b>KF-314</b> (3 pcs)	A: 225 D: 24 E: 22	<b>CY-394</b> <b>FR-394</b>
2.2 12V	F2	2184	85 115	11.87 → 07.91	<b>KF-314</b> (3 pcs)	A: 225 D: 24 E: 22	<b>CY-394</b> <b>FR-394</b>

## 626 III (GV)

2.0	FE	1998	66 90	10.88 → 09.97	<b>KF-314</b> (3 pcs)	A: 225 D: 24 E: 22	<b>CY-394</b> <b>FR-394</b> 109056
2.0 12V	FE (12V)	1998	81 110	09.87 → 01.90	<b>KF-314</b> (3 pcs)	A: 225 D: 24 E: 22	<b>CY-394</b> <b>FR-394</b>
2.0 16V	FE Kat. (16V)	1998	103 140	01.88 → 03.92	<b>KF-314</b> (3 pcs)	A: 225 D: 24 E: 22	<b>CY-394</b> <b>FR-394</b>
2.0 D	RF-N	1998	44 60	09.88 → 07.91	<b>KF-314</b> (3 pcs)	A: 225 D: 24 E: 22	<b>CY-394</b> <b>FR-394</b>
2.0 D	RFG5	1998	60 82	11.94 → 09.97	<b>KF-314</b> (3 pcs)	A: 225 D: 24 E: 22	<b>CY-394</b> <b>FR-323</b>
2.0 D Complex	RF-CX	1998	55 75	05.93 → 11.96	<b>KF-314</b> (3 pcs)	A: 225 D: 24 E: 22	<b>CY-394</b> <b>FR-323</b>
2.0 i		1998	110 150	11.94 → 09.97	<b>KF-314</b> (3 pcs)	A: 225 D: 24 E: 22	<b>CY-393</b> <b>FR-393</b>
2.2 12V	F2	2184	85 115	03.89 → 11.96	<b>KF-314</b> (3 pcs)	A: 225 D: 24 E: 22	06.92→ <b>CY-394</b> <b>FR-394</b>
2.2 12V 4WD	F2 F2L1	2184	85 116	05.91 → 11.92	<b>KF-314</b> (3 pcs)	A: 225 D: 24 E: 22	<b>CY-394</b> <b>FR-394</b>

## 626 IV (GE)

1.8 i		1840	66 90	08.94 → 04.97	<b>KF-314</b> (3 pcs)	A: 225 D: 24 E: 22	<b>CY-393</b> <b>FR-393</b>
-------	--	------	----------	---------------	--------------------------	--------------------------	--------------------------------

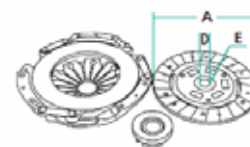
A = Disc diameter  
D = Disc centring diameter  
E = N. of disc teeth

A = Scheibendurchmesser  
D = Zentrierdurchmesser Scheibe  
E = Zahnzahl Scheibe

A = Diámetro disco  
D = Diámetro centraje disco  
E = Nº dientes disco

A = Diamètre du disque  
D = Diamètre centrage du disque  
E = Nbre de dents du disque

A = Diametro disco  
D = Diametro centraggio disco  
E = Nº denti disco



		<b>CC</b>	<b>KW HP</b>			<b>KF</b> Clutch Kit/ Kit frizione <b>VL</b> Flywheel/ Volano <b>KV</b> Clutch Kit + Flywheel	<b>FR</b> Master Cylinder/ Cilindro maestro <b>CY</b> Slave Cylinder/ Cilindro secondario
---	---	-----------	------------------	---	---	---	--

## 626 IV (GE)

1.8 i	FP	1840	77 105	01.92 → 04.97	<b>KF-314</b> (3 pcs)	A: 225 D: 24 E: 22	<b>CY-393</b> <b>FR-393</b>
2.0 D		1998	56 76	05.94 → 06.97	<b>KF-314</b> (3 pcs)	A: 225 D: 24 E: 22	<b>CY-394</b> <b>FR-393</b>
2.0 D GLX Complex	RF OHC	1998	55 75	10.92 → 04.97	<b>KF-314</b> (3 pcs)	A: 225 D: 24 E: 22	<b>CY-393</b> <b>FR-323</b>
2.0 i	FS	1991	85 115	01.92 → 04.97	<b>KF-314</b> (3 pcs)  <b>KF-355</b> (3 pcs)	A: 225 D: 24 E: 22  A: 225 D: 24 E: 22	→04.94  05.94→  <b>CY-393</b> <b>FR-393</b>
2.0 i 4WD	FS	1991	85 116	04.92 → 04.97	<b>KF-314</b> (3 pcs)	A: 225 D: 24 E: 22	<b>CY-393</b> <b>FR-393</b>

## 626 V (GF)

1.8	FPY3	1840	66 90	05.97 → 12.99	<b>KF-314</b> (3 pcs)	A: 225 D: 24 E: 22	<b>CY-393</b> <b>FR-320</b>
1.8	FP9A	1840	74 100	12.99 → 10.02	<b>KF-314</b> (3 pcs)	A: 225 D: 24 E: 22	<b>CY-393</b> →12.02 <b>FR-320</b> →12.02
2.0	FS	1991	85 115	05.97 → 10.02	<b>KF-345</b> (3 pcs)	A: 225 D: 24,5 E: 22	<b>CY-393</b> →12.02 <b>FR-320</b> →12.02
2.0 DITD	RF3F	1998	66 90	04.98 → 10.02	<b>KF-382</b> (3 pcs)	A: 225 D: 24 E: 22	<b>CY-393</b> →12.02 <b>FR-320</b> →12.02
2.0 TD		1998	81 110	10.00 → 10.02	<b>KF-382</b> (3 pcs)	A: 225 D: 24 E: 22	<b>CY-393</b> →12.02
2.0 Turbo DI		1998	74 101	04.98 → 10.02	<b>KF-382</b> (3 pcs)	A: 225 D: 24 E: 22	<b>CY-393</b> →12.02 <b>FR-320</b>

## 626 V (GW)

1.8		1840	66 90	02.98 → 01.00	<b>KF-314</b> (3 pcs)	A: 225 D: 24 E: 22	<b>CY-393</b> <b>FR-320</b>
1.8	FP9A	1840	74 100	01.00 → 10.02	<b>KF-314</b> (3 pcs)	A: 225 D: 24 E: 22	<b>CY-393</b> <b>FR-320</b>
2.0	FS	1991	85 116	02.98 → 10.02	<b>KF-345</b> (3 pcs)	A: 225 D: 24,5 E: 22	<b>CY-393</b> →12.02 <b>FR-320</b> →12.02
2.0 DITD	RF3F	1998	66 90	09.99 → 10.02	<b>KF-382</b> (3 pcs)	A: 225 D: 24 E: 22	<b>CY-393</b> →12.02 <b>FR-320</b> →12.02
2.0 TD		1998	81 110	10.00 → 10.02	<b>KF-382</b> (3 pcs)	A: 225 D: 24 E: 22	<b>CY-393</b> →12.02



KF Clutch Kit




VL Flywheel



KV Clutch Kit + Flywheel



FR Master Cylinder



CY Slave Cylinder



# MAZDA

		<b>CC</b>	<b>KW HP</b>			<b>KF</b> Clutch Kit/ Kit frizione <b>VL</b> Flywheel/ Volano <b>KV</b> Clutch Kit + Flywheel	<b>FR</b> Master Cylinder/ Cilindro maestro <b>CY</b> Slave Cylinder/ Cilindro secondario
---	---	-----------	------------------	---	---	---	--

## 626 V (GW)

2.0 Turbo DI	RF4F	1998	74 101	04.98 → 10.02	<b>KF-382</b> (3 pcs)	A: 225 D: 24 E: 22	<b>CY-393</b> →12.02 <b>FR-320</b> →12.02
--------------	------	------	-----------	---------------	--------------------------	--------------------------	--

## 818

1.3	TC	1272	44 60	01.74 → 10.78	<b>KF-301</b> (3 pcs)	A: 185 D: 22 E: 20	<b>CY-301</b>
1.6	NA	1586	55 75	01.77 → 10.78	<b>KF-304</b> (3 pcs)	A: 200 D: 24 E: 22	<b>CY-301</b> <b>FR-305</b>

## 929 I (LA)

1.8			66	01.74 → 12.81	<b>KF-308</b> (3 pcs)	A: 215 D: 24 E: 22	<b>CY-301</b> <b>FR-303</b>
2.0	MA M	1970	66 90	05.79 → 07.86	<b>KF-307</b> (3 pcs)	A: 215 D: 24 E: 22	<b>CY-301</b> 01.82→ <b>FR-310</b> 01.82→

## 929 II (HB)

2.0	HEE MA	1970	66 90	05.82 → 03.84	<b>KF-312</b> (3 pcs)	A: 215 D: 24 E: 22	<b>CY-301</b> <b>FR-310</b>
2.0	FE	1998	74 101	03.84 → 07.87	<b>KF-314</b> (3 pcs)	A: 225 D: 24 E: 22	<b>CY-301</b> <b>FR-310</b>
2.0 i GLX	FE	1998	88 120	10.84 → 07.87	<b>KF-314</b> (3 pcs)	A: 225 D: 24 E: 22	<b>CY-301</b> <b>FR-310</b>

## 929 II (HV)

2.0	HEE MA	1970	66 90	01.83 → 12.87	<b>KF-312</b> (3 pcs)	A: 215 D: 24 E: 22	<b>CY-301</b> <b>FR-310</b>
-----	-----------	------	----------	---------------	--------------------------	--------------------------	--------------------------------

## 929 III (HC)

2.0	FE FEFA	1998	85 115	06.87 → 12.88	<b>KF-314</b> (3 pcs)	A: 225 D: 24 E: 22	<b>CY-301</b> <b>FR-310</b>
2.2 12V	F2 F21 F2E	2184	85 115	01.88 → 04.89	<b>KF-314</b> (3 pcs)	A: 225 D: 24 E: 22	<b>CY-301</b> <b>FR-310</b>
2.2 12V	F2-C	2184	94 128	04.89 → 06.91	<b>KF-314</b> (3 pcs)	A: 225 D: 24 E: 22	<b>CY-301</b> <b>FR-310</b>
2.2 i	F2-EGI	2184	100 136	05.87 → 12.88	<b>KF-314</b> (3 pcs)	A: 225 D: 24 E: 22	<b>CY-301</b> <b>FR-310</b>
3.0	JE	2954	140 190	06.87 → 06.91	<b>KF-342</b> (3 pcs)	A: 240 D: 26 E: 23	<b>CY-326</b> <b>FR-310</b>
3.0	JE3	2954	125 170	01.88 → 12.89	<b>KF-342</b> (3 pcs)	A: 240 D: 26 E: 23	<b>CY-326</b> <b>FR-310</b>
3.0	JE3	2954	123 167	01.90 → 06.91	<b>KF-342</b> (3 pcs)	A: 240 D: 26 E: 23	<b>CY-326</b> <b>FR-310</b>

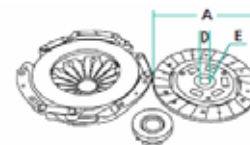
A = Disc diameter  
D = Disc centring diameter  
E = N. of disc teeth

A = Scheibendurchmesser  
D = Zentrierdurchmesser Scheibe  
E = Zahnzahl Scheibe

A = Diámetro disco  
D = Diámetro centrage disco  
E = N° dientes disco

A = Diamètre du disque  
D = Diamètre centrage du disque  
E = Nbre de dents du disque

A = Diametro disco  
D = Diametro centraggio disco  
E = N° denti disco



		<b>CC</b>	<b>KW HP</b>			<b>KF</b> Clutch Kit/ Kit frizione <b>VL</b> Flywheel/ Volano <b>KV</b> Clutch Kit + Flywheel	<b>FR</b> Master Cylinder/ Cilindro maestro <b>CY</b> Slave Cylinder/ Cilindro secondario
---	---	-----------	------------------	---	---	---	--

## B-SERIE (PE)

1.8		1769	60 82	02.77 → 01.82	<b>KF-309</b> (3 pcs)	A: 215 D: 24 E: 22	<b>CY-301</b> <b>FR-389</b>
-----	--	------	----------	---------------	--------------------------	--------------------------	--------------------------------

## B-SERIE (UD)

2.0		1970	57 78	01.83 → 12.84	<b>KF-308</b> (3 pcs)	A: 215 D: 24 E: 22	<b>CY-390</b> <b>FR-391</b>
-----	--	------	----------	---------------	--------------------------	--------------------------	--------------------------------

## B-SERIE (UF)

2.0	FE	1998	62 84	01.85 → 12.91	<b>KF-314</b> (3 pcs)	A: 225 D: 24 E: 22	<b>CY-390</b> <b>FR-391</b>
2.0		1998	65 88	01.85 → 03.96	<b>KF-314</b> (3 pcs)	A: 225 D: 24 E: 22	<b>CY-390</b> <b>FR-391</b>
2.2	F2L8	2184	68 92	08.91 → 12.96	<b>KF-314</b> (3 pcs)	A: 225 D: 24 E: 22	<b>CY-390</b> <b>FR-391</b>
2.2 D	R290	2184	47 64	01.85 → 03.96	<b>KF-314</b> (3 pcs)	A: 225 D: 24 E: 22	<b>CY-391</b> <b>FR-391</b>
2.5 D		2499	63 86	02.96 → 06.99	<b>KF-356</b> (3 pcs)	A: 250 D: 26 E: 23	<b>CY-390</b> <b>FR-392</b>
2.5 D 4WD		2500	63 86	02.96 → 06.99	<b>KF-356</b> (3 pcs)	A: 250 D: 26 E: 23	<b>CY-390</b> <b>FR-392</b>
2.6 4WD	4G54	2555	73 99	01.87 → 10.90	<b>KF-342</b> (3 pcs)	A: 240 D: 26 E: 23	<b>CY-392</b> <b>FR-392</b>

## B-SERIE (UN)

2.5 D	MD25NA	2500	57 78	06.99 →	<b>KF-356</b> (3 pcs)	A: 250 D: 26 E: 23	<b>CY-390</b> <b>FR-391</b>
2.5 D		2499	61 83	11.99 → 12.01	<b>KF-356</b> (3 pcs)	A: 250 D: 26 E: 23	<b>CY-390</b> <b>FR-392</b>
2.5 D	WLE7	2500	62 84	12.02 →	<b>KF-344</b> (3 pcs)	A: 250 D: 26 E: 23	<b>CY-390</b> <b>FR-391</b>
2.5 D 4WD	WLE7	2500	62 84	12.02 →	<b>KF-344</b> (3 pcs)	A: 250 D: 26 E: 23	<b>CY-390</b> <b>FR-391</b>
2.5 D 4WD	MD25NA	2500	57 78	06.99 →	<b>KF-356</b> (3 pcs)	A: 250 D: 26 E: 23	<b>CY-390</b> <b>FR-391</b>
2.5 TD 4WD	MD25TI	2500	80 109	06.99 →	<b>KF-356</b> (3 pcs)	A: 250 D: 26 E: 23	<b>CY-390</b> <b>FR-391</b>



KF Clutch Kit




VL Flywheel



KV Clutch Kit + Flywheel



FR Master Cylinder



CY Slave Cylinder

# MAZDA

		<b>CC</b>	<b>KW HP</b>			<b>KF</b> Clutch Kit/ Kit frizione <b>VL</b> Flywheel/ Volano <b>KV</b> Clutch Kit + Flywheel	<b>FR</b> Master Cylinder/ Cilindro maestro <b>CY</b> Slave Cylinder/ Cilindro secondario
---	---	-----------	------------------	---	---	---	--

BT 50							
2.5 CD 4WD	WLAA	2500	105 143	12.06 →	<b>KF-347</b> (3 pcs)  <b>KF-347X</b> <b>KV-301</b> <b>VL-301</b>	A: 250 D: 26 E: 23	Dual-mass flywheel Volano bimassa

CX-7							
2.3 MZR DISI Turbo	L3-VDT	2261	190 258	10.07 →	<b>KF-350</b> (3 pcs)	A: 250 D: 25 E: 23	

DEMIO (DW)							
1.3 16V	B3 (16V)	1324	53 72	08.98 → 04.00	<b>KF-325</b> (3 pcs)	A: 190 D: 22 E: 20	
1.3 16V	B3 ME	1324	46 63	08.98 →	<b>KF-325</b> (3 pcs)	A: 190 D: 22 E: 20	
1.5 16V	B5 E	1498	55 75	04.00 →	<b>KF-325</b> (3 pcs)	A: 190 D: 22 E: 20	

E 1400							
1.400 UC		1400		09.83 →	<b>KF-335</b> (3 pcs)	A: 190 D: 22 E: 20	

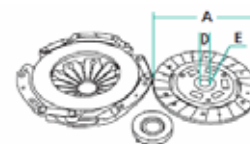
E 1600							
1.6	NA	1586	51 69	08.80 → 06.84	<b>KF-305</b> (3 pcs)	A: 200 D: 24 E: 22	

E 1800							
1.8 (VC)				11.80 →	<b>KF-336</b> (3 pcs)	A: 215 D: 24 E: 22	<b>CY-389</b> 01.84→ <b>FR-390</b> 01.84→

E 2000,2200 (SR1)							
2.0	FE18 FEV4	1998	63 86	11.84 → 02.88	<b>KF-314</b> (3 pcs)	A: 225 D: 24 E: 22	<b>CY-389</b> <b>FR-390</b>
2.0 4WD	FEBN	1998	60 82	10.88 → 09.89	<b>KF-314</b> (3 pcs)	A: 225 D: 24 E: 22	<b>FR-390</b>
2.2 D	R207	2169	46 63	01.84 → 02.88	<b>KF-314</b> (3 pcs)	A: 225 D: 24 E: 22	<b>CY-391</b> <b>FR-390</b>

E 2000,2200 (SR2)							
2.0	FE FE60 FE61	1998	60 82	03.91 → 05.94	<b>KF-314</b> (3 pcs)	A: 225 D: 24 E: 22	<b>CY-389</b> <b>FR-390</b>
2.0	FE18 FE58	1998	63 86	05.85 → 04.89	<b>KF-314</b> (3 pcs)	A: 225 D: 24 E: 22	<b>CY-389</b> <b>FR-390</b>

A = Disc diameter    A = Scheibendurchmesser    A = Diámetro disco    A = Diamètre du disque    A = Diametro disco  
 D = Disc centring diameter    D = Zentrierdurchmesser Scheibe    D = Diámetro centraje disco    D = Diamètre centrage du disque    D = Diametro centraggio disco  
 E = N. of disc teeth    E = Zähnezahl Scheibe    E = N° dientes disco    E = Nbre de dents du disque    E = N° denti disco



		<b>CC</b>	<b>KW HP</b>			<b>KF</b> Clutch Kit/ Kit frizione <b>VL</b> Flywheel/ Volano <b>KV</b> Clutch Kit + Flywheel	<b>FR</b> Master Cylinder/ Cilindro maestro <b>CY</b> Slave Cylinder/ Cilindro secondario
---	---	-----------	------------------	---	---	---	--

## E 2000,2200 (SR2)

2.2 D	R2	2184	52 71	02.97 → 08.02	<b>KF-314</b> (3 pcs)	A: 225 D: 24 E: 22	<b>CY-391</b> <b>FR-390</b>
2.2 D	R203 R207	2184	47 64	03.91 →	<b>KF-314</b> (3 pcs)	A: 225 D: 24 E: 22	<b>CY-391</b> <b>FR-390</b>
2.2 D	R203 R207	2169	46 63	05.85 → 02.88	<b>KF-314</b> (3 pcs)	A: 225 D: 24 E: 22	<b>CY-391</b> <b>FR-390</b>
2.2 D 4WD	R203 R207	2184	47 64	03.91 →	<b>KF-314</b> (3 pcs)	A: 225 D: 24 E: 22	<b>CY-391</b> <b>FR-390</b>

## MPV I (LV)

2.5 TD	WL-T	2500	85 115	05.96 → 09.99	<b>KF-356</b> (3 pcs)	A: 250 D: 26 E: 23	<b>FR-326</b>
--------	------	------	-----------	---------------	--------------------------	--------------------------	---------------

## MPV II (LW)

2.0	FS-DS	1991	90 122	09.99 → 08.00	<b>KF-355</b> (3 pcs)	A: 225 D: 24 E: 22	<b>CY-393</b>
2.0	FS	1991	88 120	08.00 → 07.02	<b>KF-355</b> (3 pcs)	A: 225 D: 24 E: 22	<b>CY-393</b>
2.0 DI	RF5C	1998	100 136	07.02 →	<b>KF-333</b> (3 pcs)  <b>KV-300</b> <b>VL-300</b>	A: 240 D: 26 E: 23  Dual-mass flywheel Volano bimassa	<b>CY-393</b>
2.3	L3	2261	104 141	07.02 →	<b>KF-380</b> (2 pcs)	A: 215 D: 24 E: 22	<b>CY-393</b>
2.5 V6	GY-DE	2495	125 170	09.99 → 03.02	<b>KF-355</b> (3 pcs)	A: 225 D: 24 E: 22	

## MX-3 (EC)

1.6 i	B6D	1598	79 107	01.94 →	<b>KF-325</b> (3 pcs)  <b>KF-K07</b> (3 pcs)	A: 190 D: 22 E: 20  A: 200 D: 22 E: 20	→VIN 200000  VIN 200001→	<b>CY-329</b> <b>FR-397</b>
1.6 i	B69	1598	65 88	07.91 →	<b>KF-325</b> (3 pcs)  <b>KF-K07</b> (3 pcs)	A: 190 D: 22 E: 20  A: 200 D: 22 E: 20	→VIN 200000  VIN 200001→	<b>CY-329</b> <b>FR-397</b>
1.8 i V6	K838	1845	95 129	01.94 →	<b>KF-337</b> (3 pcs)	A: 225 D: 24 E: 22		<b>CY-393</b> <b>FR-397</b>
1.8 i V6	K819	1845	98 133	01.92 → 01.94	<b>KF-337</b> (3 pcs)	A: 225 D: 24 E: 22		<b>CY-393</b> <b>FR-397</b>



KF Clutch Kit




VL Flywheel



KV Clutch Kit + Flywheel



FR Master Cylinder



CY Slave Cylinder

# MAZDA

		<b>CC</b>	<b>KW HP</b>			<b>KF</b> Clutch Kit/ Kit frizione <b>VL</b> Flywheel/ Volano <b>KV</b> Clutch Kit + Flywheel	<b>FR</b> Master Cylinder/ Cilindro maestro <b>CY</b> Slave Cylinder/ Cilindro secondario
---	---	-----------	------------------	---	---	---	--

## MX-5 I (NA)

1.6		1598	66 90	01.95 → 04.98	<b>KF-399</b> (3 pcs)	A: 200 D: 24 E: 22	<b>CY-330</b> <b>FR-328</b>
1.6	B64F	1598	85 115	05.90 → 01.94	<b>KF-399</b> (3 pcs)	A: 200 D: 24 E: 22	<b>CY-330</b> <b>FR-328</b>
1.8	BP (DOHC) BPF1	1840	96 130	02.94 → 04.98	<b>KF-357</b> (3 pcs)	A: 215 D: 24 E: 22	<b>CY-330</b> <b>FR-328</b>

## MX-5 II (NB)

1.6 16V	B6D	1598	81 110	05.98 → 10.05	<b>KF-358</b> (3 pcs)	A: 200 D: 24 E: 22	<b>CY-330</b> <b>FR-328</b>
1.8	BPD	1839	103 140	01.98 → 07.02	<b>KF-357</b> (3 pcs)	A: 215 D: 24 E: 22	<b>CY-330</b> <b>FR-328</b>
1.8 16V	BP-ZE	1840	103 140	05.98 → 10.05	<b>KF-357</b> (3 pcs)	A: 215 D: 24 E: 22	<b>CY-330</b> <b>FR-328</b>

## MX-5 III (NC)

1.8	L8-DE L828	1798	93 126	03.05 →	<b>KF-377</b> (3 pcs)	A: 220 D: 24 E: 22	
2.0	LF-DE LF62	1999	118 160	03.05 →	<b>KF-377</b> (3 pcs)	A: 220 D: 24 E: 22	

## MX-6 (GE6)

2.0	FS	1991	85 115	02.92 →	<b>KF-355</b> (3 pcs)	A: 225 D: 24 E: 22	<b>CY-393</b> <b>FR-393</b>
2.5 24V	KL	2497	121 165	02.92 →	<b>KF-338</b> (3 pcs)	A: 225 D: 24 E: 22	<b>CY-393</b> <b>FR-393</b>
2.5 i 24V	KL	2497	120 163	08.94 →	<b>KF-338</b> (3 pcs)	A: 225 D: 24 E: 22	<b>CY-393</b> <b>FR-393</b>

## PREMACY (CP)

1.8	FP	1840	74 100	07.99 →	<b>KF-361</b> (3 pcs)	A: 200 D: 22 E: 20	<b>CY-323</b> <b>FR-329</b>
1.9	FP	1840	84 114	07.99 →	<b>KF-361</b> (3 pcs)	A: 200 D: 22 E: 20	<b>CY-323</b> <b>FR-329</b>
2.0	FS7E FS7G	1991	96 131	11.01 →	<b>KF-345</b> (3 pcs)	A: 225 D: 24,5 E: 22	<b>FR-329</b>
2.0 TD	RF4F	1998	74 101	07.00 →	<b>KF-382</b> (3 pcs)	A: 225 D: 24 E: 22	<b>CY-394</b>
2.0 TD	RF3F	1998	66 90	10.99 → 07.00	<b>KF-382</b> (3 pcs)	A: 225 D: 24 E: 22	<b>CY-394</b>

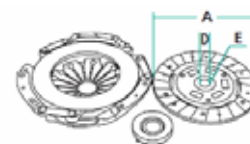
A = Disc diameter  
D = Disc centring diameter  
E = N. of disc teeth

A = Scheibendurchmesser  
D = Zentrierdurchmesser Scheibe  
E = Zähnezahl Scheibe

A = Diámetro disco  
D = Diámetro centraje disco  
E = Nº dientes disco

A = Diamètre du disque  
D = Diamètre centrage du disque  
E = Nbre de dents du disque

A = Diametro disco  
D = Diametro centraggio disco  
E = N° denti disco



		<b>CC</b>	<b>KW HP</b>			<b>KF</b> Clutch Kit/ Kit frizione <b>VL</b> Flywheel/ Volano <b>KV</b> Clutch Kit + Flywheel	<b>FR</b> Master Cylinder/ Cilindro maestro <b>CY</b> Slave Cylinder/ Cilindro secondario
---	---	-----------	------------------	---	---	---	--

## RX 5

1.1 Wankel		1146	92 125	06.75 → 12.81	<b>KF-311</b> (3 pcs)	A: 215 D: 24 E: 22	<b>CY-304</b>
------------	--	------	-----------	---------------	--------------------------	--------------------------	---------------

## RX 7 I (SA)

Wankel	12AN2	1146	77 105	05.79 → 05.81	<b>KF-310</b> (3 pcs)	A: 215 D: 24 E: 22	<b>CY-304</b> <b>FR-306</b>
--------	-------	------	-----------	---------------	--------------------------	--------------------------	--------------------------------

Wankel	12AN2	1146	83 113	03.84 → 03.86	<b>KF-312</b> (3 pcs)	A: 215 D: 24 E: 22	<b>CY-331</b> <b>FR-314</b>
--------	-------	------	-----------	---------------	--------------------------	--------------------------	--------------------------------

Wankel	12AN2	1146	85 115	01.81 → 03.84	<b>KF-310</b> (3 pcs)	A: 215 D: 24 E: 22	<b>CY-304</b> <b>FR-314</b>
--------	-------	------	-----------	---------------	--------------------------	--------------------------	--------------------------------

## RX 7 II (FC)

Turbo	RE13B	1308	147 200	03.89 → 12.91	<b>KF-341</b> (3 pcs)	A: 230 D: 26 E: 23	<b>CY-331</b> <b>FR-330</b>
-------	-------	------	------------	---------------	--------------------------	--------------------------	--------------------------------

Turbo	RE13B	1308	133 181	06.87 → 11.89	<b>KF-342</b> (3 pcs)	A: 240 D: 26 E: 23	<b>CY-331</b> <b>FR-330</b>
-------	-------	------	------------	---------------	--------------------------	--------------------------	--------------------------------

Wankel	RE13B	1308	110 150	11.85 → 04.89	<b>KF-340</b> (3 pcs)	A: 225 D: 24 E: 22	<b>CY-331</b> <b>FR-330</b>
--------	-------	------	------------	---------------	--------------------------	--------------------------	--------------------------------

## RX 7 III (FD)

Wankel Twin Turbo	RE13B	1308	176 239	07.92 →	<b>KF-343</b> (3 pcs)	A: 230 D: 26 E: 23	<b>CY-332</b> <b>FR-331</b>
-------------------	-------	------	------------	---------	--------------------------	--------------------------	--------------------------------

## TRIBUTE (EP)

2.0	YF	1989	91 124	03.00 →	<b>KF-367</b> (3 pcs)	A: 225 D: 24 E: 22	
-----	----	------	-----------	---------	--------------------------	--------------------------	--

2.0 4WD	YF	1989	91 124	03.00 →	<b>KF-367</b> (3 pcs)	A: 225 D: 24 E: 22	
---------	----	------	-----------	---------	--------------------------	--------------------------	--

## XEDOS 6 (CA)

1.6 16V	B69	1598	83 113	08.92 → 05.94	<b>KF-K07</b> (3 pcs)	A: 200 D: 22 E: 20	<b>FR-393</b>
---------	-----	------	-----------	---------------	--------------------------	--------------------------	---------------

1.6 16V	B6	1598	79 107	06.94 →	<b>KF-K07</b> (3 pcs)	A: 200 D: 22 E: 20	<b>FR-393</b>
---------	----	------	-----------	---------	--------------------------	--------------------------	---------------

2.0 V6	KF1	1995	103 140	06.94 →	<b>KF-338</b> (3 pcs)	A: 225 D: 24 E: 22	<b>FR-393</b>
--------	-----	------	------------	---------	--------------------------	--------------------------	---------------

2.0 V6	KF1	1995	106 144	01.92 → 05.94	<b>KF-338</b> (3 pcs)	A: 225 D: 24 E: 22	<b>CY-393</b> <b>FR-393</b>
--------	-----	------	------------	---------------	--------------------------	--------------------------	--------------------------------

## XEDOS 9 (TA)

2.0 24V	KF	1995	105 143	08.93 → 01.00	<b>KF-354</b> (3 pcs)	A: 230 D: 26 E: 23	<b>CY-393</b>
---------	----	------	------------	---------------	--------------------------	--------------------------	---------------



KF Clutch Kit



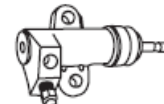
VL Flywheel



KV Clutch Kit + Flywheel



FR Master Cylinder



CY Slave Cylinder



# MAZDA

		<b>CC</b>	<b>KW HP</b>			<b>KF</b> Clutch Kit/ Kit frizione <b>VL</b> Flywheel/ Volano <b>KV</b> Clutch Kit + Flywheel	<b>FR</b> Master Cylinder/ Cilindro maestro <b>CY</b> Slave Cylinder/ Cilindro secondario
---	---	-----------	------------------	---	---	---	--

## XEDOS 9 (TA)

<b>2.3 24V</b>	KJ -ZEM	2255	155 211	02.95 → 01.00	<b>KF-354</b> (3 pcs)	A: 230 D: 26 E: 23	
<b>2.5 24V</b>	KL	2497	123 167	07.93 → 07.00	<b>KF-354</b> (3 pcs)	A: 230 D: 26 E: 23	<b>CY-393</b>

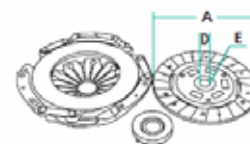
A = Disc diameter  
D = Disc centring diameter  
E = N. of disc teeth

A = Scheibendurchmesser  
D = Zentrierdurchmesser Scheibe  
E = Zähnezahl Scheibe

A = Diámetro disco  
D = Diámetro centrage disco  
E = N° dientes disco

A = Diamètre du disque  
D = Diamètre centrage du disque  
E = Nbre de dents du disque

A = Diametro disco  
D = Diametro centraggio disco  
E = N° denti disco



		<b>CC</b>	<b>KW HP</b>			<b>KF</b> Clutch Kit/ Kit frizione <b>VL</b> Flywheel/ Volano <b>KV</b> Clutch Kit + Flywheel	<b>FR</b> Master Cylinder/ Cilindro maestro <b>CY</b> Slave Cylinder/ Cilindro secondario
---	---	-----------	------------------	---	---	---	--

## 3000 GT (Z16A)

3.0 i 24V 4x4	6G72	2972	210 286	06.92 → 08.99	<b>KF-553</b> (3 pcs)  <b>KF-544</b> (3 pcs)	A: 250 D: 26 E: 23  A: 240 D: 29 E: 14	Front Wheel Drive Trazione anteriore	<b>CY-597</b>  <b>FR-599</b>
---------------	------	------	------------	---------------	--	--	---	------------------------------------

## ASX

1.6	4A92	1590	86 117	08.10 →	<b>KF-5006</b> (3 pcs)	A: 200 D: 22 E: 20		
-----	------	------	-----------	---------	---------------------------	--------------------------	--	--

## CANTER Truck D ( 4D30 )

3.3 D ( FE101/111 )			86 117	01.78 → 12.79	<b>KF-512</b> (3 pcs)	A: 260 D: 30 E: 14		
---------------------	--	--	-----------	---------------	--------------------------	--------------------------	--	--

## CANTER Truck D ( 4D31T )

3.3 D ( FE214 ) Turbo		3298	86 117	01.82 → 12.89	<b>KF-530</b> (3 pcs)	A: 275 D: 29 E: 14		
-----------------------	--	------	-----------	---------------	--------------------------	--------------------------	--	--

## CANTER Truck D ( 4D32 )

3.6 D ( FE305/315/325 ) Turbo				01.85 →	<b>KF-530</b> (3 pcs)	A: 275 D: 29 E: 14		
-------------------------------	--	--	--	---------	--------------------------	--------------------------	--	--

## CANTER Truck D ( 4D32T )

3.6 D ( FE434/444 )				01.85 →	<b>KF-530</b> (3 pcs)	A: 275 D: 29 E: 14		
---------------------	--	--	--	---------	--------------------------	--------------------------	--	--

## CANTER Truck D ( 4D33 )

4.2 D ( FE307/317 )			100 136	01.85 →	<b>KF-530</b> (3 pcs)	A: 275 D: 29 E: 14		
---------------------	--	--	------------	---------	--------------------------	--------------------------	--	--

## CANTER Truck D ( 4D34T )

4.2 D ( FE439/449 ) Turbo			100 136	01.89 →	<b>KF-530</b> (3 pcs)	A: 275 D: 29 E: 14		
---------------------------	--	--	------------	---------	--------------------------	--------------------------	--	--

## CANTER Truck D ( 4D56 )

2.5 D ( FB346 )			51	01.86 → 12.96	<b>KF-531</b> (3 pcs)	A: 240 D: 29 E: 14		
-----------------	--	--	----	---------------	--------------------------	--------------------------	--	--

## CANTER Truck D( 4D30 )

3.3 D ( FE111/121/211 )			86 117	01.80 →	<b>KF-512</b> (3 pcs)	A: 260 D: 30 E: 14		
-------------------------	--	--	-----------	---------	--------------------------	--------------------------	--	--

## CARISMA (DA\_)

1.3		1298	55 75	09.00 → 10.04	<b>KF-593</b> (3 pcs)	A: 180 D: 22 E: 26		<b>FR-598</b>
1.6	4 G 92	1597	76 103	09.00 → 06.06	<b>KF-532</b> (3 pcs)	A: 200 D: 22 E: 26		<b>CY-500</b>



KF Clutch Kit




VL Flywheel



KV Clutch Kit + Flywheel



FR Master Cylinder



CY Slave Cylinder

# MITSUBISHI

		<b>CC</b>	<b>KW HP</b>			<b>KF</b> Clutch Kit/ Kit frizione <b>VL</b> Flywheel/ Volano <b>KV</b> Clutch Kit + Flywheel	<b>FR</b> Master Cylinder/ Cilindro maestro <b>CY</b> Slave Cylinder/ Cilindro secondario
---	---	-----------	------------------	---	---	---	--

## CARISMA (DA\_)

1.6	4 G 92	1597	73 99	05.97 → 06.06	<b>KF-532</b> (3 pcs)	A: 200 D: 22 E: 26	<b>CY-500</b>
1.6	4 G 92	1597	70 95	12.98 → 06.06	<b>KF-532</b> (3 pcs)	A: 200 D: 22 E: 26	<b>CY-500</b>
1.6	4 G 92	1597	66 90	09.96 → 06.06	<b>KF-532</b> (3 pcs)	A: 200 D: 22 E: 26	<b>CY-500</b> <b>FR-598</b>
1.8	4G93	1834	85 115	09.96 → 06.06	<b>KF-533</b> (3 pcs)	A: 215 D: 21,5 E: 26	<b>CY-500</b>
1.8 16V GDI	4G93	1834	92 125	09.97 → 06.06	<b>KF-533</b> (3 pcs)	A: 215 D: 21,5 E: 26	<b>CY-571</b> <b>FR-598</b>
1.8 GDI	4G93	1834	90 122	10.00 → 06.06	<b>KF-533</b> (3 pcs)	A: 215 D: 21,5 E: 26	<b>CY-571</b> <b>FR-598</b>
1.9 DI-D	F9Q1	1870	75 102	09.00 → 06.06	<b>KF-5002</b> (2 pcs)	A: 225 D: 22 E: 20	
1.9 DI-D	F9Q2	1870	85 115	09.00 → 06.06	<b>KF-5002</b> (2 pcs)	A: 225 D: 22 E: 20	
1.9 TD	F8QT	1870	66 90	10.96 → 09.00	<b>KF-585</b> (3 pcs)	A: 215 D: 22 E: 26	<b>CY-500</b> <b>FR-598</b>

## CELESTE (A7\_)

1.6 ST (A73)	4G32	1597	54 73	01.77 → 06.81	<b>KF-505</b> (3 pcs)	A: 200 D: 22 E: 20	
2.0 GSR (A78)	4G52	1995	66 90	10.75 → 06.81	<b>KF-514</b> (3 pcs)	A: 215 D: 22 E: 20	
2.0 GSR (A78)	4G52	1995	71 97	01.77 → 06.81	<b>KF-514</b> (3 pcs)	A: 215 D: 22 E: 20	

## COLT CZC

1.5	4A91	1499	80 109	05.06 →	<b>KF-575</b> (3 pcs)	A: 200 D: 20 E: 17	<b>CY-M01</b>
-----	------	------	-----------	---------	--------------------------	--------------------------	---------------

## COLT I (A15\_A)

1.2 GL (A151A)	4 G 11	1244	40 55	12.78 → 01.84	<b>KF-500</b> (3 pcs)	A: 185 D: 22 E: 20	
1.4 GLX,GT (A152A)	4 G 12	1410	51 70	05.79 → 01.84	<b>KF-500</b> (3 pcs)	A: 185 D: 22 E: 20	
1.4 Turbo (A152A)	4 G 12 T	1410	77 105	09.81 → 01.84	<b>KF-504</b> (3 pcs)	A: 200 D: 22 E: 20	
1.2 EL,GL (C15A)	4G16	1198	44 60	09.86 → 04.88	<b>KF-503</b> (3 pcs)	A: 185 D: 22 E: 20	<b>FR-527</b>

A = Disc diameter

D = Disc centring diameter

E = N. of disc teeth

A = Scheibendurchmesser

D = Zentrierdurchmesser Scheibe

E = Zahnzahl Scheibe

A = Diámetro disco

D = Diámetro centrage disco

E = Nº dientes disco

A = Diamètre du disque

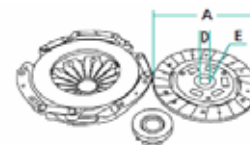
D = Diamètre centrage du disque

E = Nbre de dents du disque

A = Diametro disco

D = Diametro centraggio disco

E = Nº denti disco



		<b>CC</b>	<b>KW HP</b>			<b>KF</b> Clutch Kit/ Kit frizione <b>VL</b> Flywheel/ Volano <b>KV</b> Clutch Kit + Flywheel	<b>FR</b> Master Cylinder/ Cilindro maestro <b>CY</b> Slave Cylinder/ Cilindro secondario
---	---	-----------	------------------	---	---	---	--

## COLT II (C1\_A)

1.2 EL, GL (C15A)	4G16	1198	40 55	02.84 → 09.86	<b>KF-503</b> (3 pcs)	A: 185 D: 22 E: 20	<b>FR-527</b>
1.3 EL, GL (C11A)	G13B	1299	49 67	06.86 → 04.88	<b>KF-503</b> (3 pcs)	A: 185 D: 22 E: 20	
1.5 GLX (C12A)	G15B	1468	51 70	09.85 → 04.88	<b>KF-503</b> (3 pcs)	A: 185 D: 22 E: 20	<b>CY-595</b> <b>FR-527</b>
1.5 GLX (C12A)	4 G 15	1468	55 75	09.84 → 04.88	<b>KF-503</b> (3 pcs)	A: 185 D: 22 E: 20	<b>CY-595</b> <b>FR-527</b>
1.6 Turbo ECi (C13A)	G32BT	1597	77 105	07.86 → 04.88	<b>KF-508</b> (3 pcs)	A: 200 D: 22 E: 20	
1.6 Turbo ECi (C13A)	4 G 32 T/C	1597	92 125	02.84 → 04.88	<b>KF-517</b> (3 pcs)	A: 215 D: 22 E: 20	<b>CY-596</b> <b>FR-527</b>
1.8 GL Diesel (C14A)	4 D 65	1796	44 60	09.86 → 04.88	<b>KF-527</b> (3 pcs)	A: 200 D: 22 E: 20	<b>CY-596</b> <b>FR-527</b>
1.8 GL Diesel (C14A)	4 D 65	1796	43 58	02.84 → 09.86	<b>KF-527</b> (3 pcs)	A: 200 D: 22 E: 20	<b>CY-596</b> <b>FR-527</b>

## COLT III (C5\_A)

1.3 (C51A)	4 G 13	1299	51 70	04.88 → 05.92	<b>KF-503</b> (3 pcs)	A: 185 D: 22 E: 20	<b>FR-501</b>
1.3 12V (C51A)	4 G 13 (BJ90-92, 12V)	1299	55 75	04.88 → 05.92	<b>KF-503</b> (3 pcs)	A: 185 D: 22 E: 20	<b>FR-501</b>
1.3 GL	4 G 13	1299	44 60	04.88 → 12.90	<b>KF-503</b> (3 pcs)	A: 185 D: 22 E: 20	<b>FR-501</b>
1.5 (C52A) Cat.	4 G 15	1468	66 90	07.90 → 05.92	<b>KF-507</b> (3 pcs)	A: 200 D: 22 E: 20	<b>CY-595</b> <b>FR-501</b>
1.5 GLXi (C52A)	4 G 15	1468	62 84	04.88 → 05.92	<b>KF-507</b> (3 pcs)	A: 200 D: 22 E: 20	<b>CY-595</b> <b>FR-501</b>
1.6 GTi 16V (C53A)	4G61	1596	91 124	04.88 → 05.90	<b>KF-507</b> (3 pcs)	A: 200 D: 22 E: 20	→06.89 <b>CY-596</b> <b>FR-501</b>
					<b>KF-508</b> (3 pcs)	A: 200 D: 22 E: 20	07.89→
1.8 Diesel GLX (C54A)	4 D 65	1796	44 60	04.88 → 05.92	<b>KF-527</b> (3 pcs)	A: 200 D: 22 E: 20	<b>CY-596</b> <b>FR-501</b>
1.8 GTi 16V (C58A) Cat.	4G67	1836	100 136	06.90 → 05.92	<b>KF-517</b> (3 pcs)	A: 215 D: 22 E: 20	<b>CY-595</b> <b>FR-598</b>
1.3 GLi 12V (CA1A)	4 G 13 (BJ92-..., 12V)	1299	55 75	04.92 → 04.96	<b>KF-503</b> (3 pcs)	A: 185 D: 22 E: 20	<b>FR-500</b>



KF Clutch Kit




VL Flywheel



KV Clutch Kit + Flywheel



FR Master Cylinder



CY Slave Cylinder

# MITSUBISHI

		<b>CC</b>	<b>KW HP</b>			<b>KF</b> Clutch Kit/ Kit frizione <b>VL</b> Flywheel/ Volano <b>KV</b> Clutch Kit + Flywheel	<b>FR</b> Master Cylinder/ Cilindro maestro <b>CY</b> Slave Cylinder/ Cilindro secondario
---	---	-----------	------------------	---	---	---	--

## COLT IV (CA\_A)

1.6 GLXi 16V (CA4A)	4 G 92	1597	83 113	04.92 → 04.96	<b>KF-508</b> (3 pcs)	A: 200 D: 22 E: 20	<b>CY-592</b> <b>FR-500</b>
1.8 GTi 16V (CA5A)	4G93	1834	103 140	04.92 → 04.96	<b>KF-517</b> (3 pcs)	A: 215 D: 22 E: 20	<b>CY-592</b> <b>FR-500</b>

## COLT LANCER (A7\_)

1.2	4G36	1238	40 55	01.78 → 09.79	<b>KF-500</b> (3 pcs)	A: 185 D: 22 E: 20	
1.4	4G33	1439	50 68	01.78 → 09.79	<b>KF-500</b> (3 pcs)	A: 185 D: 22 E: 20	

## COLT V (CJ\_A)

1300 GL, GLX (CJ1A)	4 G 13 (BJ90-92, 12V)	1299	55 75	05.96 → 09.00	<b>KF-503</b> (3 pcs)	A: 185 D: 22 E: 20	<b>CY-571</b> <b>FR-500</b>
1600 GLX (CJ4A)	4 G 92	1597	66 90	05.96 → 09.00	<b>KF-508</b> (3 pcs)	A: 200 D: 22 E: 20	<b>CY-571</b> <b>FR-500</b>

## COLT VI

1.1	3A91	1124	55 75	10.04 →	<b>KF-575</b> (3 pcs)	A: 200 D: 20 E: 17	<b>CY-M01</b>
1.3	4A90	1332	70 95	06.04 →	<b>KF-575</b> (3 pcs)	A: 200 D: 20 E: 17	<b>CY-M01</b>
1.5	4A91	1499	80 109	06.04 →	<b>KF-575</b> (3 pcs)	A: 200 D: 20 E: 17	<b>CY-M01</b>
1.5 DI-D		1493	50 68	08.04 →	<b>KF-570</b> (3 pcs)	A: 225 D: 22 E: 28	<b>CY-M01</b>
1.5 DI-D	OM639	1493	70 95	08.04 →	<b>KF-570</b> (3 pcs)	A: 225 D: 22 E: 28	<b>CY-M01</b>

## CORDIA (A21\_A)

1.6 GSL (A212A)	4G32	1597	55 75	10.82 → 12.86	<b>KF-503</b> (3 pcs)	A: 185 D: 22 E: 20	<b>CY-501</b> <b>FR-502</b>
1.6 Turbo (A212A)	4G32 T	1597	84 114	10.82 → 05.85	<b>KF-508</b> (3 pcs)	A: 200 D: 22 E: 20	<b>CY-501</b> <b>FR-502</b>
1.6 Turbo (A212A)	4G32 T	1597	85 116	07.83 → 05.85	<b>KF-508</b> (3 pcs)	A: 200 D: 22 E: 20	<b>CY-501</b> <b>FR-502</b>
1.8 GSL (A215A)	4G37	1755	66 90	10.86 → 12.86	<b>KF-507</b> (3 pcs)	A: 200 D: 22 E: 20	<b>CY-501</b> <b>FR-502</b>
1.8 Turbo ECi (A213A)	4G62 T	1795	100 136	10.84 → 12.86	<b>KF-517</b> (3 pcs)	A: 215 D: 22 E: 20	<b>CY-501</b> <b>FR-502</b>

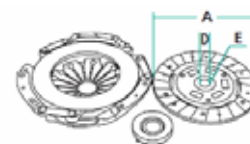
A = Disc diameter  
D = Disc centring diameter  
E = N. of disc teeth

A = Scheibendurchmesser  
D = Zentrierdurchmesser Scheibe  
E = Zahnzahl Scheibe

A = Diámetro disco  
D = Diámetro centrage disco  
E = Nº dientes disco

A = Diamètre du disque  
D = Diamètre centrage du disque  
E = Nbre de dents du disque

A = Diametro disco  
D = Diametro centraggio disco  
E = Nº denti disco



		<b>CC</b>	<b>KW HP</b>			<b>KF</b> Clutch Kit/ Kit frizione <b>VL</b> Flywheel/ Volano <b>KV</b> Clutch Kit + Flywheel	<b>FR</b> Master Cylinder/ Cilindro maestro <b>CY</b> Slave Cylinder/ Cilindro secondario
---	---	-----------	------------------	---	---	---	--

## ECLIPSE I (D2\_A)

<b>2.0 i 16V (D22A)</b>	4 G 63	1997	110 150	04.91 → 11.95	<b>KF-597</b> (3 pcs)  <b>KF-517</b> (3 pcs)	<b>A:</b> 225 <b>D:</b> 22 <b>E:</b> 20  <b>A:</b> 215 <b>D:</b> 22 <b>E:</b> 20	→06.91  04.91→	<b>CY-592</b>
-------------------------	--------	------	------------	---------------	--	--	----------------------	---------------

## ECLIPSE II (D3\_)

<b>2000 GS 16V</b>	4 G 63	1997	107 146	12.95 → 04.99	<b>KF-567</b> (3 pcs)	<b>A:</b> 225 <b>D:</b> 22 <b>E:</b> 20		<b>CY-592</b>
<b>2000 GT 16V</b>		1997	157 214	12.95 → 04.99	<b>KF-567</b> (3 pcs)	<b>A:</b> 225 <b>D:</b> 22 <b>E:</b> 20		<b>CY-592</b>

## GALANT I (A12\_)

<b>1.6</b>	4G32	1597	55 75	01.77 → 08.80	<b>KF-505</b> (3 pcs)	<b>A:</b> 200 <b>D:</b> 22 <b>E:</b> 20		
<b>2.0</b>	4G52	1995	72 98	01.79 → 08.80	<b>KF-514</b> (3 pcs)	<b>A:</b> 215 <b>D:</b> 22 <b>E:</b> 20		
<b>2.0 GLX</b>	4G52	1995	63 86	01.77 → 08.80	<b>KF-514</b> (3 pcs)	<b>A:</b> 215 <b>D:</b> 22 <b>E:</b> 20		

## GALANT I (A12\_V)

<b>1.6 GL (A121V)</b>	4G32	1597	55 75	01.79 → 08.80	<b>KF-505</b> (3 pcs)	<b>A:</b> 200 <b>D:</b> 22 <b>E:</b> 20		
<b>2.0 GLX (A123V)</b>	4G52	1995	72 98	01.79 → 08.80	<b>KF-514</b> (3 pcs)	<b>A:</b> 215 <b>D:</b> 22 <b>E:</b> 20		

## GALANT II (A16\_)

<b>1.6 GLX (A161A)</b>	4G32	1597	55 75	09.80 → 05.84	<b>KF-505</b> (3 pcs)	<b>A:</b> 200 <b>D:</b> 22 <b>E:</b> 20		
<b>2.0 GLS (A163)</b>	4G63	1997	75 102	09.80 → 05.84	<b>KF-509</b> (3 pcs)	<b>A:</b> 215 <b>D:</b> 26 <b>E:</b> 23		<b>FR-504</b>
<b>2.0 Turbo ECi (A164)</b>	4 G 63 T (ECi)	1997	125 170	05.82 → 05.84	<b>KF-509</b> (3 pcs)	<b>A:</b> 215 <b>D:</b> 26 <b>E:</b> 23		
<b>2.3 Turbo-D (A167)</b>	4 D 55 T	2347	62 84	09.80 → 05.84	<b>KF-510</b> (3 pcs)  <b>KF-510X</b>	<b>A:</b> 225 <b>D:</b> 26 <b>E:</b> 23		<b>FR-504</b>

## GALANT II (A16\_V)

<b>1.6 GLX (A161V)</b>	4G32	1597	55 75	09.80 → 05.84	<b>KF-505</b> (3 pcs)	<b>A:</b> 200 <b>D:</b> 22 <b>E:</b> 20		
<b>2.0 GLX (A163V)</b>	4G63	1997	75 102	09.80 → 06.83	<b>KF-514</b> (3 pcs)	<b>A:</b> 215 <b>D:</b> 22 <b>E:</b> 20		<b>FR-504</b>



KF Clutch Kit




VL Flywheel



KV Clutch Kit + Flywheel



FR Master Cylinder



CY Slave Cylinder



# MITSUBISHI

		<b>CC</b>	<b>KW HP</b>			<b>KF</b> Clutch Kit/ Kit frizione <b>VL</b> Flywheel/ Volano <b>KV</b> Clutch Kit + Flywheel	<b>FR</b> Master Cylinder/ Cilindro maestro <b>CY</b> Slave Cylinder/ Cilindro secondario
---	---	-----------	------------------	---	---	---	--

## GALANT II (A16\_V)

2.3 Turbo-D (A167V)	4 D 55 T	2347	62 84	07.83 → 05.84	<b>KF-510</b> (3 pcs)  <b>KF-510X</b>	A: 225 D: 26 E: 23	FR-504
---------------------	----------	------	----------	---------------	--	--------------------------	--------

## GALANT III (E1\_A)

1.6 GLX (E11A)	4G32	1597	55 75	06.84 → 12.87	<b>KF-507</b> (3 pcs)	A: 200 D: 22 E: 20	
1.8 Turbo-D (E14A)	4 D 65 T	1795	60 82	06.84 → 12.87	<b>KF-586</b> (3 pcs)	A: 225 D: 22 E: 20	CY-595
2.0 GLS (E15A)	4G63	1997	75 102	06.84 → 12.87	<b>KF-507</b> (3 pcs)	A: 200 D: 22 E: 20	CY-595
2.0 GLS (E15A)	G63B	1997	66 90	06.86 → 12.87	<b>KF-518</b> (3 pcs)	A: 215 D: 22 E: 20	CY-595
2.0 Turbo ECi (E15A)	4 G 63 T	1997	110 150	06.84 → 05.85	<b>KF-518</b> (3 pcs)	A: 215 D: 22 E: 20	
2.4 GLS (E16A)	G64B	2351	82 112	07.85 → 12.87	<b>KF-H06</b> (3 pcs)	A: 225 D: 22 E: 20	CY-595

## GALANT IV (E3\_A)

1.8 (E32A)	4G37	1755	66 90	11.88 → 10.92	<b>KF-507</b> (3 pcs)	A: 200 D: 22 E: 20	CY-595 FR-503
1.8 Turbo-D (E34A)	4 D 65 T	1796	55 75	11.88 → 10.92	<b>KF-527</b> (3 pcs)	A: 200 D: 22 E: 20	CY-591 FR-503
2.0 (E33A)	4G63	1997	80 109	04.89 → 10.92	<b>KF-517</b> (3 pcs)	A: 215 D: 22 E: 20	CY-595 FR-596
2.0 4x4 (E38A, E39A)	4G63	1997	80 109	04.89 → 10.92	<b>KF-517</b> (3 pcs)	A: 215 D: 22 E: 20	CY-591 FR-503
2.0 GTI 16V (E33A)	4 G 63	1997	107 146	11.88 → 10.92	<b>KF-517</b> (3 pcs)	A: 215 D: 22 E: 20	CY-591 FR-503
2.0 GTI 16V (E33A)	4 G 63	1997	106 144	11.88 → 10.92	<b>KF-517</b> (3 pcs)	A: 215 D: 22 E: 20	CY-591 FR-503
2.0 GTI 16V 4x4 (E39A)	4 G 63	1997	106 144	07.89 → 12.92	<b>KF-517</b> (3 pcs)	A: 215 D: 22 E: 20	CY-591 FR-503

## GALANT V (E5\_A, E7\_A, E8\_A)

1.8 (E52A)	4G93	1834	85 116	02.94 → 08.96	<b>KF-517</b> (3 pcs)	A: 215 D: 22 E: 20	CY-592
1.8 GLSI (E52A)	4G93	1834	93 126	11.92 → 08.96	<b>KF-517</b> (3 pcs)	A: 215 D: 22 E: 20	CY-592

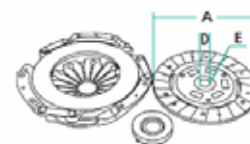
A = Disc diameter  
 D = Disc centring diameter  
 E = N. of disc teeth

A = Scheibendurchmesser  
 D = Zentrierdurchmesser Scheibe  
 E = Zahnzahl Scheibe

A = Diámetro disco  
 D = Diámetro centraje disco  
 E = N° dientes disco

A = Diamètre du disque  
 D = Diamètre centrage du disque  
 E = Nbre de dents du disque

A = Diametro disco  
 D = Diametro centraggio disco  
 E = N° denti disco



		<b>CC</b>	<b>KW HP</b>			<b>KF</b> Clutch Kit/ Kit frizione <b>VL</b> Flywheel/ Volano <b>KV</b> Clutch Kit + Flywheel	<b>FR</b> Master Cylinder/ Cilindro maestro <b>CY</b> Slave Cylinder/ Cilindro secondario
---	---	-----------	------------------	---	---	---	--

## GALANT V (E5\_A, E7\_A, E8\_A)

2.0 GLSI (E55A)	4G63	1997	101 137	11.92 → 08.96	<b>KF-517</b> (3 pcs)	A: 215 D: 22 E: 20	<b>CY-592</b> <b>FR-503</b>
2.0 GLSTD (E57A)	4 D 68	1998	66 90	11.92 → 08.96	<b>KF-534</b> (3 pcs)	A: 225 D: 22 E: 20	<b>CY-592</b>
2.0 V6-24 (E54A)	6A12	1999	110 150	11.92 → 08.96	<b>KF-534</b> (3 pcs)	A: 225 D: 22 E: 20	<b>CY-592</b> <b>FR-503</b>
2.5 V6-24 4x4 (E88A)	6G73	2497	125 170	11.92 → 08.96	<b>KF-536</b> (3 pcs)	A: 225 D: 22 E: 20	

## GALANT VI (EA\_)

2.0 TDI (EA6A)	4D68 SOHC	1998	66 90	09.96 → 10.04	<b>KF-534</b> (3 pcs)	A: 225 D: 22 E: 20	
2.4 GDI	4G64 (GDI)	2351	106 144	09.00 → 10.04	<b>KF-5001</b> (3 pcs)	A: 230 D: 22 E: 20	<b>CY-571</b>
2.4 GDI	4G64 (GDI)	2351	110 150	02.99 → 09.00	<b>KF-5001</b> (3 pcs)	A: 230 D: 22 E: 20	<b>CY-571</b>

## GRANDIS

2.0 DI-D	BSY	1968	100 136	09.05 →	<b>KF-569</b> (3 pcs)	A: 235 D: 24 E: 23	With Bearing Hydraulic Con Cuscinetto Idraulico	
2.0 DI-D		1968	103 140	02.07 →	<b>KF-569</b> (3 pcs)	A: 235 D: 24 E: 23	With Bearing Hydraulic Con Cuscinetto Idraulico	
2.4	4G69	2378	121 165	04.04 →	<b>KF-5001</b> (3 pcs)	A: 230 D: 22 E: 20		<b>CY-571</b>

## L 200 (K\_T)

1.6 K11 (AG32)		1600		03.80 →	<b>KF-505</b> (3 pcs)  <b>KF-903</b> (3 pcs)	A: 200 D: 22 E: 20  A: 215 D: 25 E: 24	
2.0	4G63	1997	75 102	11.86 → 08.96	<b>KF-509</b> (3 pcs)	A: 215 D: 26 E: 23	
2.0 4G63		2000		01.87 →	<b>KF-509</b> (3 pcs)	A: 215 D: 26 E: 23	
2.0 4x4	4G63	1997	75 102	11.86 → 05.92	<b>KF-510</b> (3 pcs)  <b>KF-510X</b>	A: 225 D: 26 E: 23	
2.4 4x4 (K75T)	4G64	2351	97 132	06.96 →	<b>KF-510</b> (3 pcs)  <b>KF-510X</b>	A: 225 D: 26 E: 23	<b>CY-599</b> <b>FR-527</b>



KF Clutch Kit




VL Flywheel



KV Clutch Kit + Flywheel



FR Master Cylinder



CY Slave Cylinder

# MITSUBISHI

		<b>CC</b>	<b>KW HP</b>			<b>KF</b> Clutch Kit/ Kit frizione <b>VL</b> Flywheel/ Volano <b>KV</b> Clutch Kit + Flywheel	<b>FR</b> Master Cylinder/ Cilindro maestro <b>CY</b> Slave Cylinder/ Cilindro secondario
---	---	-----------	------------------	---	---	---	--

## L 200 (K\_\_T)

2.5 D (K14T)	4 D 56	2476	51 70	11.86 → 08.96	<b>KF-510</b> (3 pcs)  <b>KF-510X</b>	A: 225 D: 26 E: 23	<b>CY-599</b> <b>FR-527</b>
2.5 D (K64T)	4 D 56	2477	55 75	06.96 →	<b>KF-599</b> (3 pcs)  <b>KF-599X</b>	A: 225 D: 26 E: 23	<b>CY-599</b> <b>FR-527</b>
2.5 D 4WD (K24T)	4 D 56	2476	51 70	12.87 → 05.93	<b>KF-510</b> (3 pcs)  <b>KF-510X</b>	A: 225 D: 26 E: 23	<b>CY-599</b> <b>FR-527</b>
2.5 DI-D	4 D 56 HP	2477	100 136	11.05 →	<b>KF-568</b> (3 pcs)  <b>KF-568X</b> <b>KV-501</b> <b>VL-501</b>	A: 250 D: 26 E: 23  Single-mass flywheel Volano monomassa	<b>FR-527</b>
2.5 TD		2477	66 90	08.01 → 11.05	<b>KF-541</b> (3 pcs)	A: 225 D: 26 E: 23	
2.5 TD 4WD	4 D 56 T	2477	98 133	08.03 →	<b>KF-599</b> (3 pcs)  <b>KF-599X</b>	A: 225 D: 26 E: 23	<b>FR-527</b>
2.5 TD 4WD (K34T)	4 D 56 T	2477	64 87	11.92 → 08.96	<b>KF-510</b> (3 pcs)  <b>KF-510X</b>	A: 225 D: 26 E: 23	<b>CY-599</b> <b>FR-527</b>
2.5 TD 4WD (K74T)	4 D 56 T	2477	85 115	09.01 →	<b>KF-541</b> (3 pcs)	A: 225 D: 26 E: 23	<b>CY-572</b> <b>FR-527</b>
2.5 TD 4x4 (K74T)	4 D 56 TD	2477	73 99	06.96 →	<b>KF-541</b> (3 pcs)  <b>KV-502</b> <b>VL-502</b>	A: 225 D: 26 E: 23  Single-mass flywheel Volano monomassa	<b>CY-572</b> <b>FR-509</b> <b>FR-527</b>  11.97→ →10.97

## L 300 (L03\_P)

1.6 (L062P)	4G32	1597	51 70	04.83 → 04.94	<b>KF-577</b> (3 pcs)	A: 200 D: 22 E: 20	
2.5 D (L039P)	4 D 56	2477	51 69	11.86 → 04.94	<b>KF-511</b> (3 pcs)	A: 225 D: 26 E: 23	<b>CY-589</b> <b>FR-527</b>

## L 300 (L03\_P/G, L0\_2P)

1.6 (L032P, L062P)	4G32	1597	48 65	09.81 → 10.86	<b>KF-577</b> (3 pcs)	A: 200 D: 22 E: 20	
1.6 (L032P, L062P)	4G32	1597	51 70	11.84 → 02.87	<b>KF-577</b> (3 pcs)	A: 200 D: 22 E: 20	

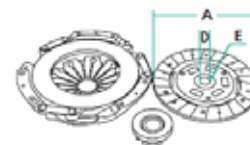
A = Disc diameter  
D = Disc centring diameter  
E = N. of disc teeth

A = Scheibendurchmesser  
D = Zentrierdurchmesser Scheibe  
E = Zahnzahl Scheibe

A = Diámetro disco  
D = Diámetro centrage disco  
E = Nº dientes disco

A = Diamètre du disque  
D = Diamètre centrage du disque  
E = Nbre de dents du disque

A = Diametro disco  
D = Diametro centraggio disco  
E = Nº denti disco



		<b>CC</b>	<b>KW HP</b>			<b>KF</b> Clutch Kit/ Kit frizione <b>VL</b> Flywheel/ Volano <b>KV</b> Clutch Kit + Flywheel	<b>FR</b> Master Cylinder/ Cilindro maestro <b>CY</b> Slave Cylinder/ Cilindro secondario
---	---	-----------	------------------	---	---	---	--

## L 300 (LO3\_P/G, LO\_2P)

1.8 4x4 (L035G)	4G62	1795	60 82	08.84 → 02.87	<b>KF-505</b> (3 pcs)	A: 200 D: 22 E: 20	
2.0 4x4 (L037G)	4G63	1997	65 88	11.86 → 02.87	<b>KF-509</b> (3 pcs)	A: 215 D: 26 E: 23	
2.3 D (L038P)	4 D 55	2347	50 68	04.83 → 10.86	<b>KF-510</b> (3 pcs) <b>KF-510X</b>	A: 225 D: 26 E: 23	<b>CY-599</b>

## L 300 (P0\_W, P1\_W, P2\_W)

1.4 G33B		1400		04.86 →	<b>KF-505</b> (3 pcs) <b>KF-903</b> (3 pcs)	A: 200 D: 22 E: 20 A: 215 D: 25 E: 24	
1.6 (P02V, P12V)	4G32	1598	51 69	11.86 →	<b>KF-577</b> (3 pcs)	A: 200 D: 22 E: 20	
2.0 (P00W)	4 G 63	1997	83 113	07.96 →	<b>KF-587</b> (3 pcs)	A: 215 D: 22 E: 20	
2.0 (P03W)	G63B	1997	64 87	11.86 →	<b>KF-587</b> (3 pcs)	A: 215 D: 22 E: 20	
2.0 (P03W, P03V, P13V)	4G63	1997	66 90	11.86 →	<b>KF-510</b> (3 pcs) <b>KF-510X</b>	A: 225 D: 26 E: 23	
2.0 4WD (P23V, P23W)	4G63	1997	65 88	12.86 →	<b>KF-509</b> (3 pcs)	A: 215 D: 26 E: 23	
2.0 4WD (P23W)	4G63	1997	66 90	11.86 →	<b>KF-509</b> (3 pcs)	A: 215 D: 26 E: 23	
2.4 (P04W, P14V, P04V)	4G64	2351	82 112	11.90 →	<b>KF-510</b> (3 pcs) <b>KF-510X</b>	A: 225 D: 26 E: 23	<b>CY-589</b> <b>FR-592</b>
2.4 4WD (P24W, P24V)	G64B	2351	80 109	11.86 → 12.90	<b>KF-510</b> (3 pcs) <b>KF-510X</b>	A: 225 D: 26 E: 23	<b>CY-589</b> <b>FR-592</b>
2.5 D (P05W, P05V, P15V)	4 D 56	2477	51 69	11.86 →	<b>KF-516</b> (3 pcs)	A: 225 D: 26 E: 23	<b>CY-589</b> <b>FR-506</b> <b>FR-592</b>
2.5 TD 4WD (P25W, P25V)	4 D 56 T	2477	64 87	11.88 →	<b>KF-511</b> (3 pcs)	A: 225 D: 26 E: 23	06.91→ <b>CY-589</b> <b>FR-527</b> 06.91→

## L 300 (P1\_T)

2.5 D (P15T)	4 D 56 T	2477	64 87	11.94 →	<b>KF-511</b> (3 pcs)	A: 225 D: 26 E: 23	<b>CY-589</b> <b>FR-592</b>
--------------	----------	------	----------	---------	--------------------------	--------------------------	--------------------------------



KF Clutch Kit



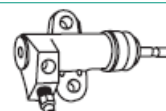
VL Flywheel



KV Clutch Kit + Flywheel



FR Master Cylinder



CY Slave Cylinder

# MITSUBISHI

		<b>CC</b>	<b>KW HP</b>			<b>KF</b> Clutch Kit/ Kit frizione <b>VL</b> Flywheel/ Volano <b>KV</b> Clutch Kit + Flywheel	<b>FR</b> Master Cylinder/ Cilindro maestro <b>CY</b> Slave Cylinder/ Cilindro secondario
---	---	-----------	------------------	---	---	---	--

## L 400 (PAOV)

2500 TD	4 D 56 T	2477	64 87	09.96 →	<b>KF-591</b> (3 pcs)	A: 225 D: 26 E: 23	<b>CY-589</b> <b>FR-512</b>
2500 TD 4x4	4 D 56 T	2477	64 87	09.96 →	<b>KF-591</b> (3 pcs)	A: 225 D: 26 E: 23	<b>CY-589</b>

## LANCER

1.3	4 G 13 (16 V)	1299	60 82	09.03 →	<b>KF-572</b> (3 pcs)	A: 200 D: 22,5 E: 20	<b>CY-571</b>
1.5	4A91	1499	80 109	06.08 →	<b>KF-5005</b> (3 pcs)	A: 200 D: 19 E: 17	
1.6	4G18	1584	72 98	09.03 →	<b>KF-572</b> (3 pcs)	A: 200 D: 22,5 E: 20	<b>CY-571</b>
2.0	4 G 63	1997	99 135	12.03 →	<b>KF-590</b> (3 pcs)	A: 240 D: 26 E: 23	<b>CY-571</b> <b>FR-513</b>
2.0 DI-D	BKD	1968	103 140	01.08 →	<b>KF-569</b> (3 pcs)	A: 235 D: 24 E: 23	With Bearing Hydraulic Con Cuscinetto Idraulico
2.0 EVO	4B11 T/C	1998	217 295	06.08 →	<b>KF-590</b> (3 pcs)	A: 240 D: 26 E: 23	

## LANCER F II (A17\_)

1.2 GLX (A171)	4 G 11	1244	40 55	03.83 → 01.84	<b>KF-500</b> (3 pcs)	A: 185 D: 22 E: 20	
1.4 GLX (A172)	4 G 12	1410	51 70	03.83 → 01.84	<b>KF-500</b> (3 pcs)	A: 185 D: 22 E: 20	

## LANCER I (A17\_)

1.2 (A171)	4 G 11	1244	40 54	01.80 → 12.81	<b>KF-501</b> (3 pcs)	A: 185 D: 22 E: 20	
1.4 GLX (A172)	4 G 12	1410	50 68	09.79 → 02.83	<b>KF-501</b> (3 pcs)	A: 185 D: 22 E: 20	
1.6 (A174)	4G32 GS	1597	60 82	09.79 → 02.83	<b>KF-505</b> (3 pcs)	A: 200 D: 22 E: 20	

## LANCER III (C1\_A, C6\_A)

1.2 GL (C15AS)	4G16	1198	40 55	01.84 → 10.86	<b>KF-503</b> (3 pcs)	A: 185 D: 22 E: 20	
1.5 GLX (C12AS)	4 G 15	1468	55 75	11.83 → 04.88	<b>KF-503</b> (3 pcs)	A: 185 D: 22 E: 20	<b>CY-596</b>
1.5 GLX (C12AS)	G15B	1468	51 70	06.85 → 04.88	<b>KF-503</b> (3 pcs)	A: 185 D: 22 E: 20	<b>CY-596</b>

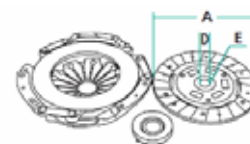
A = Disc diameter  
D = Disc centring diameter  
E = N. of disc teeth

A = Scheibendurchmesser  
D = Zentrierdurchmesser Scheibe  
E = Zahnzahl Scheibe

A = Diámetro disco  
D = Diámetro centraje disco  
E = N° dientes disco

A = Diamètre du disque  
D = Diamètre centrage du disque  
E = Nbre de dents du disque

A = Diametro disco  
D = Diametro centraggio disco  
E = N° denti disco



		<b>CC</b>	<b>KW HP</b>			<b>KF</b> Clutch Kit/ Kit frizione <b>VL</b> Flywheel/ Volano <b>KV</b> Clutch Kit + Flywheel	<b>FR</b> Master Cylinder/ Cilindro maestro <b>CY</b> Slave Cylinder/ Cilindro secondario
---	---	-----------	------------------	---	---	---	--

## LANCER III (C1\_A, C6\_A)

1.8 Diesel (C14AS)	4 D 65	1796	43 58	01.84 → 09.86	<b>KF-538</b> (3 pcs)	A: 200 D: 22 E: 20	<b>CY-596</b> <b>FR-502</b>
1.8 Diesel (C14AS)	4 D 65	1796	44 60	09.86 → 04.88	<b>KF-538</b> (3 pcs)	A: 200 D: 22 E: 20	<b>CY-596</b> <b>FR-502</b>

## LANCER III (C1\_V, C3\_V)

1.5 (C12V)	G15B	1468	51 70	09.85 → 08.89	<b>KF-503</b> (3 pcs)	A: 185 D: 22 E: 20	<b>CY-596</b>
1.5 (C12V)	4 G 15	1468	55 75	09.85 → 12.87	<b>KF-503</b> (3 pcs)	A: 185 D: 22 E: 20	<b>CY-596</b>
1.5 (C12V)	4 G 15	1468	61 83	09.88 → 12.90	<b>KF-503</b> (3 pcs)	A: 185 D: 22 E: 20	<b>CY-596</b>
1.8 4x4 (C37V)	4G37	1755	63 86	03.89 → 12.90	<b>KF-518</b> (3 pcs)	A: 215 D: 22 E: 20	<b>CY-591</b> <b>FR-595</b>
1.8 4x4 (C37V)	G37B	1755	61 83	01.87 → 08.89	<b>KF-523</b> (3 pcs)	A: 215 D: 22 E: 20	<b>CY-591</b> <b>FR-527</b>
1.8 4x4 (C37V)	4G37	1755	66 90	01.87 → 12.87	<b>KF-523</b> (3 pcs)	A: 215 D: 22 E: 20	<b>CY-591</b> <b>FR-527</b>
1.8 4x4 (C37V)	4G37	1755	69 94	08.90 → 06.92	<b>KF-518</b> (3 pcs)	A: 215 D: 22 E: 20	<b>CY-592</b> <b>FR-500</b>
1.8 D (C14V)	4 D 65	1796	43 58	09.85 → 09.86	<b>KF-538</b> (3 pcs)	A: 200 D: 22 E: 20	<b>CY-596</b> <b>FR-502</b>
1.8 D (C14V)	4 D 65	1796	44 60	08.86 → 06.92	<b>KF-538</b> (3 pcs)	A: 200 D: 22 E: 20	<b>CY-595</b> 01.89→ <b>FR-597</b> 01.89→

## LANCER IV (C6\_A)

1.2 GL		1198	44 60	05.88 → 08.92	<b>KF-503</b> (3 pcs)	A: 185 D: 22 E: 20	
1.3 (C61A)	4 G 13	1299	44 60	04.88 → 05.92	<b>KF-503</b> (3 pcs)	A: 185 D: 22 E: 20	<b>CY-592</b> <b>FR-500</b>
1.3 (C61A)	G13B	1299	51 70	08.88 → 05.92	<b>KF-503</b> (3 pcs)	A: 185 D: 22 E: 20	<b>CY-592</b> <b>FR-500</b>
1.3 GL	G13B	1298	50 68	05.88 → 06.90	<b>KF-503</b> (3 pcs)	A: 185 D: 22 E: 20	
1.6 GTi		1596	91 124	05.88 → 05.90	<b>KF-508</b> (3 pcs)	A: 200 D: 22 E: 20	<b>CY-595</b> <b>FR-598</b>
1.8 GLX Diesel (C64A)	4 D 65	1796	44 60	04.88 → 05.92	<b>KF-538</b> (3 pcs)	A: 200 D: 22 E: 20	<b>CY-595</b> <b>FR-597</b>



KF Clutch Kit




VL Flywheel



KV Clutch Kit + Flywheel



FR Master Cylinder



CY Slave Cylinder



# MITSUBISHI

		<b>CC</b>	<b>KW HP</b>			<b>KF</b> Clutch Kit/ Kit frizione <b>VL</b> Flywheel/ Volano <b>KV</b> Clutch Kit + Flywheel	<b>FR</b> Master Cylinder/ Cilindro maestro <b>CY</b> Slave Cylinder/ Cilindro secondario
---	---	-----------	------------------	---	---	---	--

## LANCER IV (C6\_A, C7\_A)

1.3 12V (C61A)	4 G 13 (BJ90-92, 12V)	1299	55 75	06.92 → 05.94	<b>KF-503</b> (3 pcs)	A: 185 D: 22 E: 20	<b>CY-592</b> <b>FR-500</b>
1.5	4 G 15	1468	62 84	06.88 → 05.92	<b>KF-507</b> (3 pcs)	A: 200 D: 22 E: 20	<b>CY-596</b> <b>FR-597</b>
1.5 12V (C62A)	4G15 (12V)	1468	66 90	05.89 → 05.92	<b>KF-507</b> (3 pcs)	A: 200 D: 22 E: 20	<b>CY-596</b> <b>FR-598</b>
1.6 16V (C66A)	4 G 92	1597	83 113	06.92 → 05.94	<b>KF-508</b> (3 pcs)  <b>KF-537</b> (3 pcs)	A: 200 D: 22 E: 20  A: 200 D: 22 E: 20	<b>CY-592</b> <b>FR-500</b>
1.6 GTi		1596	91 124	05.88 → 05.90	<b>KF-507</b> (3 pcs)	A: 200 D: 22 E: 20	<b>CY-595</b>
1.8 4x4 (C77A)	4G37	1755	71 97	09.89 → 06.92	<b>KF-518</b> (3 pcs)	A: 215 D: 22 E: 20	<b>FR-500</b>
1.8 D (C64A)	4 D 65	1796	44 60	04.88 → 05.92	<b>KF-538</b> (3 pcs)	A: 200 D: 22 E: 20	<b>CY-595</b> <b>FR-597</b>
1.8 GTi 16V (C68A)	4G67	1836	100 136	11.89 → 05.92	<b>KF-517</b> (3 pcs)	A: 215 D: 22 E: 20	<b>CY-592</b> <b>FR-500</b>
1.8 GTi 16V (C69A)	4G93	1834	103 140	06.92 → 12.93	<b>KF-517</b> (3 pcs)	A: 215 D: 22 E: 20	<b>CY-592</b> <b>FR-500</b>

## LANCER SPORTBACK

1.5	4A91	1499	80 109	06.08 →	<b>KF-5005</b> (3 pcs)	A: 200 D: 19 E: 17	
1.8	4B10	1798	105 143	06.08 →	<b>KF-5004</b> (3 pcs)	A: 230 D: 22 E: 20	With Bearing Hydraulic Con Cuscinetto Idraulico
2.0 DI-D	BKD	1968	103 140	06.08 →	<b>KF-569</b> (3 pcs)	A: 235 D: 24 E: 23	With Bearing Hydraulic Con Cuscinetto Idraulico

## LANCER V (CB/D\_A)

1.3 (CB1A)	4 G 13 (BJ92-..., 12V)	1299	55 75	06.92 →	<b>KF-503</b> (3 pcs)	A: 185 D: 22 E: 20	<b>CY-592</b> <b>FR-500</b>
1.6	4 G 92	1597	66 90	02.94 →	<b>KF-508</b> (3 pcs)	A: 200 D: 22 E: 20	<b>CY-592</b>
1.6 16V (CB4A)	4 G 92	1597	83 113	06.92 →	<b>KF-508</b> (3 pcs)	A: 200 D: 22 E: 20	<b>CY-592</b> →12.95 <b>FR-500</b> →12.95
1.6 16V 4WD (CD4A)	4 G 92	1597	83 113	06.92 →	<b>KF-508</b> (3 pcs)	A: 200 D: 22 E: 20	<b>CY-592</b> →12.95 <b>FR-500</b> →12.95

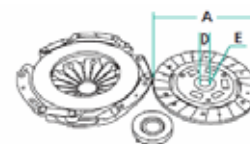
A = Disc diameter  
D = Disc centring diameter  
E = N. of disc teeth

A = Scheibendurchmesser  
D = Zentrierdurchmesser Scheibe  
E = Zahnzahl Scheibe

A = Diámetro disco  
D = Diámetro centraje disco  
E = Nº dientes disco

A = Diamètre du disque  
D = Diamètre centrage du disque  
E = Nbre de dents du disque

A = Diametro disco  
D = Diametro centraggio disco  
E = Nº denti disco



		<b>CC</b>	<b>KW HP</b>			<b>KF</b> Clutch Kit/ Kit frizione <b>VL</b> Flywheel/ Volano <b>KV</b> Clutch Kit + Flywheel	<b>FR</b> Master Cylinder/ Cilindro maestro <b>CY</b> Slave Cylinder/ Cilindro secondario
---	---	-----------	------------------	---	---	---	--

## LANCER V (CB/D\_A)

<b>1.8 16V (CB5A)</b>	4G93	1834	103 140	06.92 → 12.93	<b>KF-548</b> (3 pcs)	A: 215 D: 22 E: 20	<b>CY-592</b> <b>FR-500</b>
<b>2.0 Diesel (CB8A)</b>	4 D 68	1998	50 68	06.92 →	<b>KF-5000</b> (3 pcs)	A: 200 D: 22 E: 20	<b>CY-592</b> →12.96 <b>FR-500</b> →12.96

## LANCER V (CB\_W, CD\_W)

<b>1.6 16V (CB4W)</b>	4 G 92	1597	83 113	12.92 → 10.03	<b>KF-508</b> (3 pcs)	A: 200 D: 22 E: 20	<b>CY-592</b> →12.95 <b>FR-500</b> →12.95
<b>1.6 16V 4WD (CD4W)</b>	4 G 92	1597	83 113	12.92 → 10.03	<b>KF-508</b> (3 pcs)	A: 200 D: 22 E: 20	<b>CY-592</b> →12.95 <b>FR-500</b> →12.95
<b>2.0 D (CB8W)</b>	4 D 68	1998	50 68	12.92 → 10.03	<b>KF-5000</b> (3 pcs)	A: 200 D: 22 E: 20	<b>CY-592</b> →12.96 <b>FR-500</b> →12.96

## LANCER VI (CK/P\_A)

<b>1.3 12V (CK1A)</b>	4 G 13 (BJ90-92, 12V)	1299	55 75	12.95 → 08.03	<b>KF-503</b> (3 pcs)	A: 185 D: 22 E: 20	03.96→ <b>CY-592</b> <b>FR-500</b>
<b>1.6 16V (CK4A)</b>	4 G 92	1597	66 90	12.95 → 08.03	<b>KF-508</b> (3 pcs)	A: 200 D: 22 E: 20	<b>FR-598</b>
<b>2.0 16V EVO IX</b>	4 G 63 Turbo	1997	206 280	01.06 →	<b>KF-590</b> (3 pcs)	A: 240 D: 26 E: 23	
<b>2.0 16V EVO VI / VII (CP9A)</b>	4 G 63 Turbo	1997	206 280	01.99 → 08.03	<b>KF-590</b> (3 pcs)	A: 240 D: 26 E: 23	<b>FR-598</b>
<b>2.0 16V EVO VIII</b>		1997	195 265	03.04 →	<b>KF-590</b> (3 pcs)	A: 240 D: 26 E: 23	

## OUTLANDER

<b>2.0</b>	4 G 63	1997	100 136	05.03 →	<b>KF-571</b> (3 pcs)	A: 230 D: 22 E: 20	<b>FR-513</b>
<b>2.0 4WD</b>	4 G 63	1997	93 126	05.03 →	<b>KF-571</b> (3 pcs)	A: 230 D: 22 E: 20	
<b>2.0 4WD</b>	4 G 63	1997	100 136	05.03 →	<b>KF-571</b> (3 pcs)	A: 230 D: 22 E: 20	
<b>2.0 4WD</b>		1997	177 241	05.03 →	<b>KF-571</b> (3 pcs)	A: 230 D: 22 E: 20	
<b>2.0 DI-D</b>	BSY	1968	103 140	02.07 →	<b>KF-576</b> (3 pcs)	A: 240 D: 24 E: 23	With Bearing Hydraulic Con Cuscinetto Idraulico



KF Clutch Kit



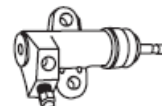
VL Flywheel



KV Clutch Kit + Flywheel



FR Master Cylinder



CY Slave Cylinder

# MITSUBISHI

		<b>CC</b>	<b>KW HP</b>			<b>KF</b> Clutch Kit/ Kit frizione <b>VL</b> Flywheel/ Volano <b>KV</b> Clutch Kit + Flywheel	<b>FR</b> Master Cylinder/ Cilindro maestro <b>CY</b> Slave Cylinder/ Cilindro secondario
---	---	-----------	------------------	---	---	---	--

## OUTLANDER

2.0 Turbo 4WD	4 G 63 T	1997	148 201	04.04 →	<b>KF-594</b> (3 pcs)  <b>KV-504</b> <b>VL-504</b>	A: 240 D: 26 E: 23  Single-mass flywheel Volano monomassa	<b>FR-513</b>
2.2 DI-D	4HK 4HN	2179	115 156	08.07 →	<b>KF-576</b> (3 pcs)	A: 240 D: 24 E: 23  With Bearing Hydraulic Con Cuscinetto Idrraulico	
2.4 Mivec	4B12	2360	125 170	09.07 →	<b>KF-5004</b> (3 pcs)  <b>KF-5001</b> (3 pcs)	A: 230 D: 22 E: 20  A: 230 D: 22 E: 20  With Bearing Hydraulic Con Cuscinetto Idrraulico	

## PAJERO CLASSIC (V2\_W)

3.2 DI-D	4M41	3200	118 160	05.05 →	<b>KV-500</b> <b>KV-500MX</b>		
----------	------	------	------------	---------	----------------------------------	--	--

## PAJERO I (L04\_G, L14\_G)

2.0 4WD		2000		01.82 →	<b>KF-510</b> (3 pcs)  <b>KF-510X</b>	A: 225 D: 26 E: 23	<b>CY-599</b>
2.3 TD (L043G, L048G)	4 D 55 T	2347	62 84	12.82 → 04.86	<b>KF-510</b> (3 pcs)  <b>KF-510X</b>	A: 225 D: 26 E: 23	<b>CY-599</b> <b>FR-527</b>
2.5 TD (L044G, L049G)	4 D 56 T	2477	70 95	11.89 → 11.90	<b>KF-511</b> (3 pcs)  <b>KF-599</b> (3 pcs)  <b>KF-599X</b>	A: 225 D: 26 E: 23  A: 225 D: 26 E: 23  WITH CAST IRON GEAR	<b>CY-599</b> <b>FR-527</b>
2.5 TD (L044G, L049G)	4 D 56 T	2477	64 87	01.90 → 12.91	<b>KF-511</b> (3 pcs)  <b>KF-599</b> (3 pcs)  <b>KF-599X</b>	A: 225 D: 26 E: 23  A: 225 D: 26 E: 23  WITH CAST IRON GEAR	<b>CY-599</b> <b>FR-527</b>
2.6 (L042G, L047G)	4G54	2555	76 103	01.83 → 11.90	<b>KF-511</b> (3 pcs)	A: 225 D: 26 E: 23	<b>CY-598</b> <b>CY-599</b> 01.88→ <b>FR-527</b> <b>FR-591</b> 01.88→
3.0 V6 (L141G, L146G)	6G72	2995	104 141	11.88 → 11.90	<b>KF-544</b> (3 pcs)	A: 240 D: 29 E: 14	<b>CY-576</b> <b>FR-591</b>

## PAJERO II (V2\_W, V4\_W)

1.8 GDI	4G93	1834	96 131	06.98 → 04.00	<b>KF-545</b> (3 pcs)	A: 215 D: 22 E: 20	<b>CY-573</b> <b>FR-511</b>
---------	------	------	-----------	---------------	--------------------------	--------------------------	--------------------------------

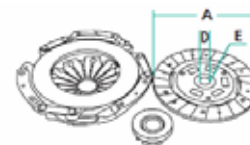
A = Disc diameter  
 D = Disc centring diameter  
 E = N. of disc teeth

A = Scheibendurchmesser  
 D = Zentrierdurchmesser Scheibe  
 E = Zahnzahl Scheibe

A = Diámetro disco  
 D = Diámetro centraje disco  
 E = Nº dientes disco

A = Diamètre du disque  
 D = Diamètre centrage du disque  
 E = Nbre de dents du disque

A = Diametro disco  
 D = Diametro centraggio disco  
 E = Nº denti disco



		<b>CC</b>	<b>KW HP</b>			<b>KF</b> Clutch Kit/ Kit frizione <b>VL</b> Flywheel/ Volano <b>KV</b> Clutch Kit + Flywheel	<b>FR</b> Master Cylinder/ Cilindro maestro <b>CY</b> Slave Cylinder/ Cilindro secondario
---	---	-----------	------------------	---	---	---	--

## PAJERO II (V2\_W, V4\_W)

<b>2.4</b>	4G64	2351	82 112	04.91 → 04.00	<b>KF-510</b> (3 pcs)  <b>KF-510X</b>	A: 225 D: 26 E: 23	<b>FR-579</b>
<b>2.5 TD (V24C, V24W)</b>	4 D 56 TD	2477	73 99	12.90 → 04.00	<b>KF-511</b> (3 pcs)  <b>KF-599</b> (3 pcs)  <b>KF-599X</b> <b>KV-503</b> <b>VL-503</b>	A: 225 D: 26 E: 23  WITH CAST IRON GEAR  Single-mass flywheel Volano monomassa	<b>CY-575</b> <b>FR-579</b>
<b>2.8 TD (V46W)</b>	4M40-T	2835	92 125	06.94 → 04.00	<b>KF-543</b> (3 pcs)  <b>KF-543X</b> <b>KV-505</b> <b>KV-505MX</b> <b>VL-505</b>	A: 250 D: 26 E: 23  Single-mass flywheel Volano monomassa	<b>FR-578</b>
<b>3.0 V6 (V23W, V43W, V23C)</b>	6G72 6G72	2972	110 150	12.90 → 12.95	<b>KF-544</b> (3 pcs)	A: 240 D: 29 E: 14	<b>CY-575</b> <b>FR-592</b>
<b>3.0 V6 24V</b>	6G72	2972	130 177	06.97 → 04.00	<b>KF-544</b> (3 pcs)	A: 240 D: 29 E: 14	<b>CY-575</b> <b>FR-579</b>
<b>3.0 V6 24V</b>	6G72	2972	133 181	06.94 → 05.97	<b>KF-544</b> (3 pcs)	A: 240 D: 29 E: 14	<b>CY-575</b> <b>FR-579</b>
<b>3.5 V6 24V</b>	6G74 DOHC 6G74 (SOHC 24V)	3497	143 194	07.97 → 04.00	<b>KF-589</b> (3 pcs)	A: 250 D: 26 E: 23	<b>CY-575</b> <b>FR-578</b>
<b>3.5 V6 24V (V25W, V45W)</b>	6G74 DOHC	3497	153 208	06.94 → 04.00	<b>KF-589</b> (3 pcs)	A: 250 D: 26 E: 23	<b>FR-578</b>

## PAJERO III (V60)

<b>2.5 TDi (V64W, V74W)</b>	4 D 56 T	2477	73 99	04.00 →	<b>KF-511</b> (3 pcs)	A: 225 D: 26 E: 23	
<b>2.5 TDi (V64W, V74W)</b>	4 D 56 T	2477	85 115	09.01 →	<b>KF-511</b> (3 pcs)	A: 225 D: 26 E: 23	



KF Clutch Kit




VL Flywheel



KV Clutch Kit + Flywheel



FR Master Cylinder



CY Slave Cylinder

		<b>CC</b>	<b>KW HP</b>			<b>KF</b> Clutch Kit/ Kit frizione <b>VL</b> Flywheel/ Volano <b>KV</b> Clutch Kit + Flywheel	<b>FR</b> Master Cylinder/ Cilindro maestro <b>CY</b> Slave Cylinder/ Cilindro secondario
---	---	-----------	------------------	---	---	---	--

## PAJERO III (V60)

3.2 DI-D (V68W, V78W)	4M41	3200	118 160	10.01 →	<b>KF-554</b> (3 pcs)  <b>KF-554X</b> <b>KV-500</b> <b>KV-500MX</b> <b>VL-500</b>	A: 275 D: 26 E: 23  Dual-mass flywheel Volano bimassa	<b>CY-574</b> <b>FR-510</b>
3.2 DI-D (V68W, V78W)	4M41	3200	121 165	04.00 → 10.01	<b>KF-554</b> (3 pcs)  <b>KF-554X</b> <b>KV-500</b> <b>KV-500MX</b> <b>VL-500</b>	A: 275 D: 26 E: 23  Dual-mass flywheel Volano bimassa	<b>CY-574</b> <b>FR-510</b>
3.5 V6 GDI (V65W, V75W)	6G74 DOHC	3497	149 203	04.00 →	<b>KF-589</b> (3 pcs)	A: 250 D: 26 E: 23	

## PAJERO IV (V80)

3.2 DI-D (V88W, V98W)	4M41	3200	125 170	02.07 →	<b>KF-554</b> (3 pcs)  <b>KF-554X</b> <b>KV-500</b> <b>KV-500MX</b> <b>VL-500</b>	A: 275 D: 26 E: 23  Dual-mass flywheel Volano bimassa	<b>CY-574</b> <b>FR-510</b>
3.2 DI-D (V88W, V98W)	4M41	3200	118 160	02.07 →	<b>KF-554</b> (3 pcs)  <b>KF-554X</b> <b>KV-500</b> <b>KV-500MX</b> <b>VL-500</b>	A: 275 D: 26 E: 23  Dual-mass flywheel Volano bimassa	<b>CY-574</b> <b>FR-510</b>

## PAJERO PININ (H6\_W, H7\_W)

1.8	4G93	1834	84 114	11.01 →	<b>KF-566</b> (3 pcs)	A: 215 D: 22 E: 20	<b>CY-573</b> <b>FR-511</b>
1.8 GDI (H66W)	4G93	1834	88 120	10.99 →	<b>KF-546</b> (3 pcs)  <b>KF-545</b> (3 pcs)	A: 225 D: 22 E: 20  A: 215 D: 22 E: 20	→06.00 09.01→ <b>CY-573</b> <b>FR-511</b>
2.0 GDI (H67W, H77W)	4G94	1999	95 129	10.00 →	<b>KF-546</b> (3 pcs)	A: 225 D: 22 E: 20	<b>CY-573</b> <b>FR-511</b>
2.5 TD	4 D 56 T	2477	98 133	08.03 →	<b>KF-541</b> (3 pcs)	A: 225 D: 26 E: 23	<b>CY-572</b> <b>FR-509</b>

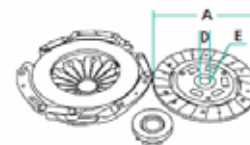
A = Disc diameter  
 D = Disc centring diameter  
 E = N. of disc teeth

A = Scheibendurchmesser  
 D = Zentrierdurchmesser Scheibe  
 E = Zähnezahl Scheibe

A = Diámetro disco  
 D = Diámetro centrage disco  
 E = N° dientes disco

A = Diamètre du disque  
 D = Diamètre centrage du disque  
 E = Nbre de dents du disque

A = Diametro disco  
 D = Diametro centraggio disco  
 E = N° denti disco



		<b>CC</b>	<b>KW HP</b>			<b>KF</b> Clutch Kit/ Kit frizione <b>VL</b> Flywheel/ Volano <b>KV</b> Clutch Kit + Flywheel	<b>FR</b> Master Cylinder/ Cilindro maestro <b>CY</b> Slave Cylinder/ Cilindro secondario
---	---	-----------	------------------	---	---	---	--

## PAJERO SPORT (K90)

<b>2.5 TD</b>	4 D 56 T	2477	85 115	07.02 →	<b>KF-541</b> (3 pcs)	A: 225 D: 26 E: 23	<b>CY-572</b> <b>FR-509</b>
<b>2.5 TD</b>	4 D 56 T	2477	73 99	11.98 →	<b>KF-541</b> (3 pcs)	A: 225 D: 26 E: 23	<b>CY-572</b> <b>FR-509</b>
<b>3.0 V6</b>	6G72	2972	125 170	06.00 →	<b>KF-544</b> (3 pcs)	A: 240 D: 29 E: 14	<b>CY-572</b>
<b>3.0 V6</b>	6G72 6G72 (SOHC 24V)	2972	130 177	11.98 →	<b>KF-544</b> (3 pcs)	A: 240 D: 29 E: 14	<b>CY-572</b> <b>FR-509</b>

## SAPPORO I (A12\_)

<b>1.6 SL, GL (A121)</b>	4G32	1597	55 75	04.78 → 07.80	<b>KF-505</b> (3 pcs)	A: 200 D: 22 E: 20	
<b>2.0 (A123)</b>	4G52	1995	72 98	04.78 → 07.80	<b>KF-514</b> (3 pcs)	A: 215 D: 22 E: 20	
<b>2.0 (A123)</b>	4G52	1995	79 107	01.79 → 07.80	<b>KF-514</b> (3 pcs)	A: 215 D: 22 E: 20	

## SAPPORO II (A16\_A)

<b>1.6 GLX (A161A)</b>	4G32	1597	55 75	08.80 → 09.84	<b>KF-505</b> (3 pcs)	A: 200 D: 22 E: 20	
<b>2.0 GSL (A164A)</b>	4G63	1997	75 102	08.80 → 08.83	<b>KF-509</b> (3 pcs)	A: 215 D: 26 E: 23	<b>FR-504</b>
<b>2.0 GSR (A164A)</b>	4G63	1995	82 112	08.80 → 09.84	<b>KF-509</b> (3 pcs)	A: 215 D: 26 E: 23	<b>FR-504</b>
<b>2.0 Turbo ECi (A164)</b>	4 G 63 T (ECi)	1997	125 170	08.82 → 08.83	<b>KF-509</b> (3 pcs)	A: 215 D: 26 E: 23	<b>FR-504</b>

## SAPPORO III (E16A)

<b>2.4 (E16A)</b>	4G64	2351	91 124	06.87 → 08.90	<b>KF-H06</b> (3 pcs)	A: 225 D: 22 E: 20	<b>CY-595</b> <b>FR-507</b>
-------------------	------	------	-----------	---------------	--------------------------	--------------------------	--------------------------------

## SIGMA (F07W)

<b>3.0 (V6)</b>	6G72	2972	125 170	01.93 → 07.96	<b>KF-588</b> (3 pcs)  <b>KF-547</b> (3 pcs)	A: 225 D: 22 E: 20  A: 225 D: 22 E: 20	
-----------------	------	------	------------	---------------	--	--	--

## SIGMA (F16A)

<b>3.0 V6 (F16A)</b>	6G72	2972	151 205	12.90 → 07.96	<b>KF-547</b> (3 pcs)	A: 225 D: 22 E: 20	
----------------------	------	------	------------	---------------	--------------------------	--------------------------	--



KF Clutch Kit




VL Flywheel



KV Clutch Kit + Flywheel



FR Master Cylinder



CY Slave Cylinder



# MITSUBISHI

		<b>CC</b>	<b>KW HP</b>			<b>KF</b> Clutch Kit/ Kit frizione <b>VL</b> Flywheel/ Volano <b>KV</b> Clutch Kit + Flywheel	<b>FR</b> Master Cylinder/ Cilindro maestro <b>CY</b> Slave Cylinder/ Cilindro secondario
---	---	-----------	------------------	---	---	---	--

## SIGMA (F16A)

3.0 V6 (F16A)	6G72	2972	130 177	12.90 → 07.96	<b>KF-547</b> (3 pcs)	A: 225 D: 22 E: 20	
---------------	------	------	------------	---------------	--------------------------	--------------------------	--

## SPACE GEAR (PA/B/D\_ V/W)

2.0 16V (PA3V/W, PB3V)	4 G 63	1997	83 113	08.96 → 05.00	<b>KF-509</b> (3 pcs)	A: 215 D: 26 E: 23	
2.0 16V (PA3V/W, PB3V)	4 G 63	1997	85 115	05.95 → 05.00	<b>KF-509</b> (3 pcs)	A: 215 D: 26 E: 23	
2.4 i (PA4W)	4G64	2351	97 132	05.95 → 05.00	<b>KF-510</b> (3 pcs) <b>KF-510X</b>	A: 225 D: 26 E: 23	<b>CY-589</b> <b>FR-512</b>
2.4 i 4x4 (PD4V/W)	4G64	2351	97 132	05.95 → 05.00	<b>KF-510</b> (3 pcs) <b>KF-510X</b>	A: 225 D: 26 E: 23	<b>CY-589</b> <b>FR-512</b>
2.5 TD (PA5V/W, PB5V)	4 D 56 TD	2477	73 99	05.95 → 05.00	<b>KF-511</b> (3 pcs)	A: 225 D: 26 E: 23	<b>CY-589</b> <b>FR-512</b>
2.5 TD (PA5V/W, PB5V)	4 D 56 T	2477	64 87	05.95 → 05.00	<b>KF-511</b> (3 pcs)	A: 225 D: 26 E: 23	<b>CY-589</b> <b>FR-512</b>
2.5 TD 4x4 (PD5V/W)	4 D 56 TD	2477	73 99	05.95 → 05.00	<b>KF-511</b> (3 pcs)	A: 225 D: 26 E: 23	<b>CY-589</b> <b>FR-512</b>

## SPACE RUNNER (N1\_W, N2\_W)

1.8 (N11W)	4G93	1834	85 116	06.96 → 08.99	<b>KF-517</b> (3 pcs)	A: 215 D: 22 E: 20	<b>CY-592</b>
1.8 (N11W)	4G93	1834	90 122	10.91 → 08.99	<b>KF-517</b> (3 pcs)	A: 215 D: 22 E: 20	<b>CY-592</b>
1.8 4x4 (N21W)	4G93	1834	90 122	10.91 → 08.99	<b>KF-539</b> (3 pcs)	A: 215 D: 22 E: 20	<b>CY-592</b>
1.8 4x4 (N21W)	4G93	1834	85 116	06.96 → 08.99	<b>KF-539</b> (3 pcs)	A: 215 D: 22 E: 20	<b>CY-592</b>
2.0 16V	4 G 63	1997	98 133	06.97 → 08.99	<b>KF-534</b> (3 pcs)	A: 225 D: 22 E: 20	<b>CY-592</b>
2.0 TD (N18W)	4 D 68	1998	60 82	10.92 → 08.99	<b>KF-534</b> (3 pcs)	A: 225 D: 22 E: 20	<b>CY-592</b>

## SPACE RUNNER (N50)

2.0	4 G 63	1997	100 136	08.99 →	<b>KF-534</b> (3 pcs)	A: 225 D: 22 E: 20	<b>CY-571</b>
2.4 GDI	4G64 (GDI)	2351	110 150	08.99 →	<b>KF-5001</b> (3 pcs)	A: 230 D: 22 E: 20	<b>CY-571</b>

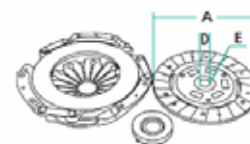
A = Disc diameter  
D = Disc centring diameter  
E = N. of disc teeth

A = Scheibendurchmesser  
D = Zentrierdurchmesser Scheibe  
E = Zähnezahl Scheibe

A = Diámetro disco  
D = Diámetro centraje disco  
E = Nº dientes disco

A = Diamètre du disque  
D = Diamètre centrage du disque  
E = Nbre de dents du disque

A = Diametro disco  
D = Diametro centraggio disco  
E = Nº denti disco



		<b>CC</b>	<b>KW HP</b>			<b>KF</b> Clutch Kit/ Kit frizione <b>VL</b> Flywheel/ Volano <b>KV</b> Clutch Kit + Flywheel	<b>FR</b> Master Cylinder/ Cilindro maestro <b>CY</b> Slave Cylinder/ Cilindro secondario
---	---	-----------	------------------	---	---	---	--

## SPACE STAR (DG0)

1.3 16V	4 G 13 (16 V)	1299	63 86	06.98 →	<b>KF-593</b> (3 pcs)	A: 180 D: 22 E: 26	
1.3 16V	4 G 13 (16 V)	1299	61 83	12.98 →	<b>KF-593</b> (3 pcs)	A: 180 D: 22 E: 26	
1.3 16V	4 G 13 (16 V)	1299	60 82	09.00 →	<b>KF-593</b> (3 pcs)	A: 180 D: 22 E: 26	
1.6 16V	4G18	1584	72 98	01.01 →	<b>KF-532</b> (3 pcs)	A: 200 D: 22 E: 26	
1.8 GDI	4G93	1834	87 118	06.98 →	<b>KF-548</b> (3 pcs)	A: 215 D: 22 E: 20	<b>CY-571</b>
1.8 GDI	4G93	1834	90 122	06.98 →	<b>KF-548</b> (3 pcs)	A: 215 D: 22 E: 20	<b>CY-571</b>
1.9 DI-D	F9Q1	1870	75 102	02.01 →	<b>KF-5002</b> (2 pcs)	A: 225 D: 22 E: 20	
1.9 DI-D	F9Q2	1870	85 115	10.02 →	<b>KF-5002</b> (2 pcs)	A: 225 D: 22 E: 20	

## SPACE WAGON (D0\_V/W)

1.8 4x4 (D05V, D05W)	4G37	1755	66 90	10.87 → 08.88	<b>KF-504</b> (3 pcs)	A: 200 D: 22 E: 20	<b>FR-508</b>
1.8 GLX (D05V, D05W)	4G37	1755	66 90	01.84 → 12.88	<b>KF-504</b> (3 pcs)	A: 200 D: 22 E: 20	<b>FR-508</b>
1.8 TD (D09W)	4 D 65 T	1796	55 75	06.86 → 04.91	<b>KF-549</b> (3 pcs)	A: 200 D: 22 E: 20	<b>CY-593</b> <b>FR-508</b>
2.0 4x4 (D08W)	4G63	1997	75 102	03.85 → 04.91	<b>KF-518</b> (3 pcs)	A: 215 D: 22 E: 20	<b>CY-593</b> <b>FR-508</b>
2.0 GLX (D04W)	G63B	1997	62 84	06.86 → 05.88	<b>KF-504</b> (3 pcs)	A: 200 D: 22 E: 20	<b>CY-595</b> <b>FR-508</b>
2.0 GLX 4x4 (D08W)	G63B	1997	62 84	06.86 → 05.88	<b>KF-518</b> (3 pcs)	A: 215 D: 22 E: 20	<b>CY-593</b> <b>FR-508</b>
2.0 GLXi (D04W)	4G63	1997	74 101	06.88 → 04.91	<b>KF-518</b> (3 pcs)	A: 215 D: 22 E: 20	<b>CY-595</b> <b>FR-508</b>
2.0 GLXi 4x4 (D08W)	4G63	1997	74 101	06.88 → 04.91	<b>KF-518</b> (3 pcs)	A: 215 D: 22 E: 20	<b>CY-593</b> <b>FR-508</b>

## SPACE WAGON (N3\_W, N4\_W)

1.8 (N31W)	4G93	1834	90 122	10.91 → 10.98	<b>KF-517</b> (3 pcs)	A: 215 D: 22 E: 20	<b>CY-592</b>
------------	------	------	-----------	---------------	--------------------------	--------------------------	---------------



KF Clutch Kit



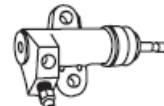
VL Flywheel



KV Clutch Kit + Flywheel



FR Master Cylinder



CY Slave Cylinder

# MITSUBISHI

		<b>CC</b>	<b>KW HP</b>			<b>KF</b> Clutch Kit/ Kit frizione <b>VL</b> Flywheel/ Volano <b>KV</b> Clutch Kit + Flywheel	<b>FR</b> Master Cylinder/ Cilindro maestro <b>CY</b> Slave Cylinder/ Cilindro secondario
---	---	-----------	------------------	---	---	---	--

## SPACE WAGON (N3\_W, N4\_W)

1.8 4x4 (N41W)	4G93	1834	90 122	10.91 → 10.98	<b>KF-517</b> (3 pcs)	A: 215 D: 22 E: 20	<b>CY-592</b>
1.8 TD (N35W)	4 D 65 T	1796	55 75	10.91 → 10.98	<b>KF-550</b> (3 pcs)	A: 215 D: 22 E: 20	<b>CY-592</b>
2.0 (N33W)	4 G 63	1997	98 133	10.92 → 10.98	<b>KF-517</b> (3 pcs)	A: 215 D: 22 E: 20	<b>CY-592</b>
2.0 4x4 (N43W)	4 G 63	1997	98 133	10.92 → 10.98	<b>KF-517</b> (3 pcs)	A: 215 D: 22 E: 20	<b>CY-592</b>
2.0 TD (N38W)	4D68 T	1998	60 82	10.92 → 10.98	<b>KF-534</b> (3 pcs)	A: 225 D: 22 E: 20	<b>CY-592</b>

## SPACE WAGON (N5\_W)

2.4 GDI	4G64 (GDI)	2351	108 147	09.00 →	<b>KF-5001</b> (3 pcs)	A: 230 D: 22 E: 20	<b>CY-571</b>
2.4 GDI	4G64 (GDI)	2351	110 150	10.98 →	<b>KF-5001</b> (3 pcs)	A: 230 D: 22 E: 20	<b>CY-571</b>
2.4 GDI 4x4	4G64 (GDI)	2351	108 147	09.00 →	<b>KF-5001</b> (3 pcs)	A: 230 D: 22 E: 20	<b>CY-571</b>
2.4 GDI 4x4	4G64 (GDI)	2351	110 150	10.98 →	<b>KF-5001</b> (3 pcs)	A: 230 D: 22 E: 20	<b>CY-571</b>

## STARION (A18\_A)

2.0 Turbo ECi (A183A)	4 G 63 T (ECi)	1997	125 170	06.82 → 12.85	<b>KF-509</b> (3 pcs)	A: 215 D: 26 E: 23	
2.6 Turbo ECi (A187A)	G 54 B T/C	2555	114 155	09.87 → 06.90	<b>KF-511</b> (3 pcs)	A: 225 D: 26 E: 23	→05.88
					<b>KF-552</b> (3 pcs)	A: 240 D: 26 E: 23	06.88→

## TREDIA (A21\_)

1.4 GLX (A211)	4 G 12	1410	51 70	10.82 → 08.85	<b>KF-503</b> (3 pcs)	A: 185 D: 22 E: 20	
1.6 Turbo (A212)	4G32 T	1597	84 114	09.82 → 05.85	<b>KF-508</b> (3 pcs)	A: 200 D: 22 E: 20	
1.6 Turbo (A212)	4G32 T	1597	85 116	09.82 → 07.84	<b>KF-508</b> (3 pcs)	A: 200 D: 22 E: 20	
1.8 GLS (A215)	4G37	1755	66 90	08.84 → 07.86	<b>KF-504</b> (3 pcs)	A: 200 D: 22 E: 20	
1.8 Turbo	G62B	1796	100 136	08.84 → 07.86	<b>KF-517</b> (3 pcs)	A: 215 D: 22 E: 20	<b>FR-527</b> 4WD

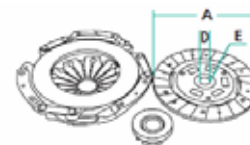
A = Disc diameter  
D = Disc centring diameter  
E = N. of disc teeth

A = Scheibendurchmesser  
D = Zentrierdurchmesser Scheibe  
E = Zahnzahl Scheibe

A = Diámetro disco  
D = Diámetro centrage disco  
E = Nº dientes disco

A = Diamètre du disque  
D = Diamètre centrage du disque  
E = Nbre de dents du disque

A = Diametro disco  
D = Diametro centraggio disco  
E = Nº denti disco



		<b>CC</b>	<b>KW HP</b>			<b>KF</b> Clutch Kit/ Kit frizione <b>VL</b> Flywheel/ Volano <b>KV</b> Clutch Kit + Flywheel	<b>FR</b> Master Cylinder/ Cilindro maestro <b>CY</b> Slave Cylinder/ Cilindro secondario
---	---	-----------	------------------	---	---	---	--

## TREDIA (A21\_)

<b>GLS 1.6 (A212)</b>	4G32	1597	55 75	09.82 → 10.87	<b>KF-503</b> (3 pcs)	<b>A:</b> 185 <b>D:</b> 22 <b>E:</b> 20	
-----------------------	------	------	----------	---------------	--------------------------	---	--



**KF** Clutch Kit



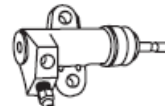
**VL** Flywheel



**KV** Clutch Kit + Flywheel



**FR** Master Cylinder



**CY** Slave Cylinder

# NISSAN

		<b>CC</b>	<b>KW HP</b>			<b>KF</b> Clutch Kit/ Kit frizione <b>VL</b> Flywheel/ Volano <b>KV</b> Clutch Kit + Flywheel	<b>FR</b> Master Cylinder/ Cilindro maestro <b>CY</b> Slave Cylinder/ Cilindro secondario
--	--	-----------	------------------	--	--	---	--

## 100 NX (B13)

1.6	GA16DS	1597	66 90	03.90 → 10.94	<b>KF-124</b> (3 pcs)	A: 190 D: 20 E: 18	
1.6 SR	GA16DE	1597	75 102	09.93 → 10.94	<b>KF-178</b> (3 pcs)	A: 190 D: 20 E: 18	
2.0	SR20DE	1998	110 150	10.90 → 10.94	<b>KF-151</b> (3 pcs)	A: 215 D: 20 E: 18	
2.0 GTI	SR20DE	1998	105 143	03.91 → 10.94	<b>KF-151</b> (3 pcs)  <b>KF-187</b> (3 pcs)	A: 215 D: 20 E: 18  A: 215 D: 20 E: 18	→10.92  10.92→

## 200 SX (S13)

1.8 Turbo	CA18DET	1809	124 169	07.88 → 11.93	<b>KF-189</b> (3 pcs)	A: 225 D: 25 E: 24	<b>CY-194</b> <b>FR-140</b>
-----------	---------	------	------------	---------------	--------------------------	--------------------------	--------------------------------

## 200 SX (S14)

2.0 i 16V Turbo	SR20DET	1998	147 200	10.93 → 12.99	<b>KF-196</b> (3 pcs)	A: 240 D: 25 E: 24	<b>CY-194</b> <b>FR-140</b>
-----------------	---------	------	------------	---------------	--------------------------	--------------------------	--------------------------------

## 260Z (S30)

1.5 GLS		1468	55 75	10.88 → 06.91	<b>KF-102</b> (3 pcs)	A: 190 D: 25 E: 24	<b>CY-104</b>
---------	--	------	----------	---------------	--------------------------	--------------------------	---------------

## 280 ZX,ZXT (HGS130)

2.8	L28E	2753	103 140	10.78 → 06.83	<b>KF-111</b> (3 pcs)	A: 240 D: 25 E: 24	<b>CY-104</b> <b>FR-105</b>
2.8	L28E	2753	108 147	02.80 → 09.82	<b>KF-111</b> (3 pcs)	A: 240 D: 25 E: 24	<b>CY-104</b> <b>FR-105</b>
2.8	L28ET	2753	147 200	01.83 → 02.84	<b>KF-140</b> (3 pcs)	A: 240 D: 25 E: 24	<b>CY-104</b> <b>FR-105</b>

## 300 ZX (Z31)

3.0	VG30E	2960	125 170	01.84 → 12.87	<b>KF-140</b> (3 pcs)	A: 240 D: 25 E: 24	<b>CY-193</b> <b>FR-105</b>
3.0 Turbo	VG30ET	2960	149 203	05.87 → 10.90	<b>KF-190</b> (3 pcs)	A: 240 D: 25 E: 24	<b>CY-193</b> <b>FR-105</b>
3.0 Turbo	VG30T	2960	168 228	04.84 → 10.90	<b>KF-190</b> (3 pcs)	A: 240 D: 25 E: 24	<b>CY-193</b> <b>FR-105</b>

## 300 ZX (Z32)

3.0 Twin Turbo	VG30DETT	2960	197 268	05.90 → 09.95	<b>KF-191</b> (3 pcs)	A: 250 D: 25 E: 24	<b>CY-193</b> <b>FR-142</b> →04.92 <b>FR-143</b> 05.92→
----------------	----------	------	------------	---------------	--------------------------	--------------------------	---

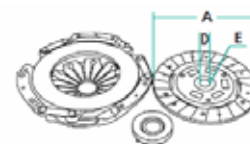
A = Disc diameter  
D = Disc centring diameter  
E = N. of disc teeth

A = Scheibendurchmesser  
D = Zentrierdurchmesser Scheibe  
E = Zahnzahl Scheibe

A = Diámetro disco  
D = Diámetro centraxe disco  
E = Nº dientes disco

A = Diamètre du disque  
D = Diamètre centrage du disque  
E = Nbre de dents du disque

A = Diametro disco  
D = Diametro centraggio disco  
E = Nº denti disco



		<b>CC</b>	<b>KW HP</b>			<b>KF</b> Clutch Kit/ Kit frizione <b>VL</b> Flywheel/ Volano <b>KV</b> Clutch Kit + Flywheel	<b>FR</b> Master Cylinder/ Cilindro maestro <b>CY</b> Slave Cylinder/ Cilindro secondario
---	---	-----------	------------------	---	---	---	--

## 300 ZX (Z32)

<b>3.0 Twin Turbo</b>	VG30DETT	2960	208 283	05.90 → 09.95	<b>KF-191</b> (3 pcs)	A: 250 D: 25 E: 24	<b>CY-193</b> <b>FR-142</b> →04.92 <b>FR-143</b> 05.92→
-----------------------	----------	------	------------	---------------	--------------------------	--------------------------	---

## ALMERA I (N15)

<b>1.4</b>	GA14DE	1392	64 87	09.95 → 03.00	<b>KF-149</b> (3 pcs)	A: 190 D: 20 E: 18	<b>CY-141</b> <b>FR-144</b>
<b>1.4 GX,LX</b>	GA14DE	1392	55 75	09.95 → 07.00	<b>KF-149</b> (3 pcs)	A: 190 D: 20 E: 18	09.97→ <b>CY-141</b> <b>FR-144</b>
					<b>KF-104</b> (3 pcs)	A: 180 D: 20 E: 18	→08.97
<b>1.6</b>	GA16DE	1597	73 99	09.95 → 03.00	<b>KF-149</b> (3 pcs)	A: 190 D: 20 E: 18	<b>CY-141</b> <b>FR-144</b>
<b>1.6 SR,SLX</b>	GA16DE	1597	66 90	09.95 → 03.00	<b>KF-149</b> (3 pcs)	A: 190 D: 20 E: 18	<b>CY-141</b> <b>FR-144</b>
<b>2.0 D</b>	CD20	1974	55 75	11.95 → 03.00	<b>KF-174</b> (3 pcs)	A: 200 D: 20 E: 18	<b>CY-141</b> <b>FR-144</b>
<b>2.0 GTi</b>	SR20DE	1998	105 143	07.96 → 03.00	<b>KF-151</b> (3 pcs)	A: 215 D: 20 E: 18	<b>CY-141</b> <b>FR-144</b>

## ALMERA II (N16)

<b>1.5</b>	GA15DE QG15DE	1498	77 105	03.01 →	<b>KF-186</b> (3 pcs)	A: 200 D: 20 E: 18	<b>CY-142</b> <b>FR-146</b>
<b>1.5</b>	QG15DE	1497	72 98	10.02 →	<b>KF-186</b> (3 pcs)	A: 200 D: 20 E: 18	<b>CY-142</b> <b>FR-146</b>
<b>1.5</b>	QG15DE	1498	66 90	07.00 →	<b>KF-186</b> (3 pcs)	A: 200 D: 20 E: 18	<b>CY-142</b> <b>FR-146</b>
<b>1.5 dCi</b>	K9K 722	1461	60 82	01.03 →	<b>KF-1016</b> (2 pcs)	A: 215 D: 22 E: 26	<b>CY-142</b> <b>FR-145</b>
<b>1.8</b>	QG18DE	1769	85 116	10.02 →	<b>KF-151</b> (3 pcs)	A: 215 D: 20 E: 18	<b>CY-142</b> <b>FR-146</b>
<b>1.8</b>	QG18DE	1769	84 114	07.00 →	<b>KF-151</b> (3 pcs)	A: 215 D: 20 E: 18	<b>CY-142</b> <b>FR-146</b>
<b>2.2 dCi</b>	YD22DDTi	2184	100 136	09.03 →	<b>KF-175</b> (3 pcs)	A: 240 D: 25 E: 24	<b>CY-143</b> <b>FR-146</b>
<b>2.2 dCi</b>	YD22DDT	2184	82 112	09.03 →	<b>KF-175</b> (3 pcs)	A: 240 D: 25 E: 24	<b>CY-143</b> <b>FR-146</b>
<b>2.2 Di</b>	YD22DDT	2184	81 110	07.00 →	<b>KF-175</b> (3 pcs)	A: 240 D: 25 E: 24	<b>CY-143</b> <b>FR-146</b>



KF Clutch Kit




VL Flywheel



KV Clutch Kit + Flywheel



FR Master Cylinder



CY Slave Cylinder



		<b>CC</b>	<b>KW HP</b>			<b>KF</b> Clutch Kit/ Kit frizione <b>VL</b> Flywheel/ Volano <b>KV</b> Clutch Kit + Flywheel	<b>FR</b> Master Cylinder/ Cilindro maestro <b>CY</b> Slave Cylinder/ Cilindro secondario
---	---	-----------	------------------	---	---	---	--

## ALMERA TINO (V10)

1.8	QG18DE	1769	84 114	08.00 →	<b>KF-179</b> (3 pcs)	A: 215 D: 20 E: 18	<b>CY-142</b> <b>FR-146</b>
1.8	QG18DE	1769	85 116	12.02 →	<b>KF-179</b> (3 pcs)	A: 215 D: 20 E: 18	<b>CY-142</b> <b>FR-146</b>
2.0	SR20DE	1998	100 136	08.00 →	<b>KF-151</b> (3 pcs)	A: 215 D: 20 E: 18	<b>CY-142</b> <b>FR-146</b>
2.2 dCi	YD22DDTi	2184	100 136	09.03 →	<b>KF-1045</b> (3 pcs)	A: 240 D: 25 E: 24	<b>CY-143</b> <b>FR-146</b>
2.2 dCi	YD22DDT	2184	82 112	09.03 →	<b>KF-175</b> (3 pcs)	A: 240 D: 25 E: 24	<b>CY-143</b> <b>FR-146</b>
2.2 Di	YD22DDTi	2184	84 115	08.00 →	<b>KF-175</b> (3 pcs)	A: 240 D: 25 E: 24	<b>CY-143</b> <b>FR-146</b>

## BLUEBIRD (910)

1.6	L16	1595	60 82	01.80 → 11.83	<b>KF-112</b> (3 pcs)	A: 200 D: 25 E: 24	<b>CY-104</b> <b>FR-105</b>
1.8	L18S	1770	65 88	01.80 → 12.83	<b>KF-112</b> (3 pcs)	A: 200 D: 25 E: 24	<b>CY-104</b> <b>FR-105</b>
2.0 D	LD20	1952	44 60	01.80 → 12.83	<b>KF-107</b> (3 pcs)	A: 200 D: 25 E: 24	<b>CY-104</b> <b>FR-147</b>
2.0 i	Z20E	1952	80 109	01.82 → 12.83	<b>KF-100</b> (3 pcs)  <b>KF-100X</b>	A: 225 D: 25 E: 24	<b>CY-191</b> <b>FR-147</b>

## BLUEBIRD (B610)

1.8	L18	1770	65 88	07.74 → 11.79	<b>KF-112</b> (3 pcs)	A: 200 D: 25 E: 24	<b>CY-104</b> <b>FR-107</b>
-----	-----	------	----------	---------------	--------------------------	--------------------------	--------------------------------

## BLUEBIRD (T72 , T12)

1.6	CA16S	1598	61 83	03.86 → 06.90	<b>KF-122</b> (3 pcs)	A: 215 D: 20 E: 18	<b>CY-191</b> <b>FR-147</b>
1.6	CA16S	1598	66 90	12.85 → 02.90	<b>KF-173</b> (3 pcs)	A: 215 D: 20 E: 18	
1.8		1809	61 83	03.88 → 04.90	<b>KF-136</b> (3 pcs)	A: 215 D: 25 E: 24	<b>CY-191</b>
1.8 i 16V (RLT72)	CA18D	1809	95 129	02.89 → 12.90	<b>KF-129</b> (3 pcs)	A: 215 D: 20 E: 18	<b>CY-191</b> <b>FR-147</b>
1.8 Turbo	CA18T	1809	99 135	12.85 → 05.90	<b>KF-138</b> (3 pcs)	A: 225 D: 25 E: 24	<b>CY-191</b> <b>FR-147</b>

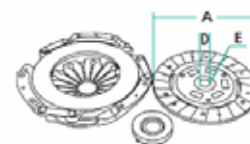
A = Disc diameter  
D = Disc centring diameter  
E = N. of disc teeth

A = Scheibendurchmesser  
D = Zentrierdurchmesser Scheibe  
E = Zahnzahl Scheibe

A = Diámetro disco  
D = Diámetro centrage disco  
E = Nº dientes disco

A = Diamètre du disque  
D = Diamètre centrage du disque  
E = Nbre de dents du disque

A = Diametro disco  
D = Diametro centraggio disco  
E = Nº denti disco



		<b>CC</b>	<b>KW HP</b>			<b>KF</b> Clutch Kit/ Kit frizione <b>VL</b> Flywheel/ Volano <b>KV</b> Clutch Kit + Flywheel	<b>FR</b> Master Cylinder/ Cilindro maestro <b>CY</b> Slave Cylinder/ Cilindro secondario
---	---	-----------	------------------	---	---	---	--

## BLUEBIRD (T72 , T12)

<b>2.0 (T12)</b>	CA20S	1974	75 102	12.85 → 12.87	<b>KF-131</b> (3 pcs)	A: 215 D: 25 E: 24	<b>CY-191</b> <b>FR-147</b>
<b>2.0 D (SLT72, T12)</b>	LD20	1952	49 67	03.86 → 12.90	<b>KF-152</b> (3 pcs)	A: 200 D: 25,5 E: 24	<b>CY-191</b> <b>FR-147</b>
<b>2.0 i</b>	CA20E	1974	85 115	09.88 → 09.90	<b>KF-120</b> (3 pcs)	A: 225 D: 25 E: 24	<b>CY-191</b> <b>FR-147</b>
<b>2.0 i (HLT72, T12)</b>	CA20E	1974	77 105	12.85 → 12.90	<b>KF-120</b> (3 pcs)	A: 225 D: 25 E: 24	<b>CY-191</b> <b>FR-147</b>
<b>2.0 LX</b>	CA20S	1974	66 90	12.85 → 02.90	<b>KF-131</b> (3 pcs)	A: 215 D: 25 E: 24	

## BLUEBIRD (U11)

<b>1.6</b>	CA16S	1598	66 90	12.85 → 02.90	<b>KF-197</b> (3 pcs)	A: 200 D: 20,5 E: 18	
<b>1.8</b>	CA18S	1809	66 90	11.83 → 06.88	<b>KF-197</b> (3 pcs)	A: 200 D: 20,5 E: 18	<b>CY-191</b> <b>FR-147</b>
<b>1.8 Turbo</b>	CA18T	1809	99 135	04.84 → 05.90	<b>KF-138</b> (3 pcs)	A: 225 D: 25 E: 24	<b>CY-191</b> <b>FR-147</b>
<b>2.0 D</b>	LD20	1952	43 58	04.84 → 01.88	<b>KF-152</b> (3 pcs)	A: 200 D: 25,5 E: 24	<b>CY-191</b> <b>FR-147</b>
<b>2.0 i</b>	CA20E	1974	77 105	04.84 → 01.88	<b>KF-120</b> (3 pcs)	A: 225 D: 25 E: 24	<b>CY-191</b> <b>FR-147</b>

## BLUEBIRD Coupe (910)

<b>1.8</b>	L18T	1770	66 90	01.80 → 05.84	<b>KF-112</b> (3 pcs)	A: 200 D: 25 E: 24	<b>CY-104</b> <b>FR-105</b>
<b>1.9 i</b>	Z20E	1952	80 109	01.82 → 05.84	<b>KF-110</b> (3 pcs)	A: 200 D: 25 E: 24	<b>CY-104</b> <b>FR-105</b>

## BLUEBIRD Hatchback (T72, T12)

<b>1.6</b>	CA16S	1598	61 83	03.86 → 06.90	<b>KF-122</b> (3 pcs)	A: 215 D: 20 E: 18	<b>CY-191</b> <b>FR-147</b>
<b>1.6</b>	CA16S	1598	66 90	03.86 → 06.91	<b>KF-122</b> (3 pcs)	A: 215 D: 20 E: 18	<b>CY-191</b> <b>FR-147</b>
<b>1.8 i 16V (FRLT72)</b>	CA18D	1809	95 129	02.89 → 12.90	<b>KF-129</b> (3 pcs)	A: 215 D: 20 E: 18	<b>CY-190</b> <b>FR-147</b>
<b>1.8 Turbo</b>	CA18T	1809	99 135	12.85 → 05.90	<b>KF-138</b> (3 pcs)	A: 225 D: 25 E: 24	<b>CY-191</b> <b>FR-147</b>
<b>2.0 (T12)</b>	CA20S	1974	75 102	12.85 → 12.87	<b>KF-131</b> (3 pcs)	A: 215 D: 25 E: 24	<b>CY-191</b> <b>FR-147</b>



KF Clutch Kit



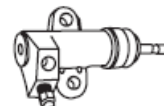
VL Flywheel



KV Clutch Kit + Flywheel



FR Master Cylinder



CY Slave Cylinder

# NISSAN

		<b>CC</b>	<b>KW HP</b>			<b>KF</b> Clutch Kit/ Kit frizione <b>VL</b> Flywheel/ Volano <b>KV</b> Clutch Kit + Flywheel	<b>FR</b> Master Cylinder/ Cilindro maestro <b>CY</b> Slave Cylinder/ Cilindro secondario
---	---	-----------	------------------	---	---	---	--

## BLUEBIRD Hatchback (T72, T12)

2.0 D (FSLT72, T12)	LD20	1952	49 67	03.86 → 12.90	<b>KF-152</b> (3 pcs)	A: 200 D: 25,5 E: 24	<b>CY-191</b> <b>FR-147</b>
2.0 i	CA20E	1974	85 115	09.88 → 09.90	<b>KF-120</b> (3 pcs)	A: 225 D: 25 E: 24	<b>CY-191</b> <b>FR-147</b>
2.0 i (FHLT72, T12)	CA20E	1974	77 105	12.85 → 12.90	<b>KF-120</b> (3 pcs)	A: 225 D: 25 E: 24	<b>CY-191</b> <b>FR-147</b>

## BLUEBIRD Station Wagon (WU11)

2.0	CA20S	1974	75 102	04.86 → 09.90	<b>KF-131</b> (3 pcs)  <b>KF-136</b> (3 pcs)	A: 215 D: 25 E: 24  A: 215 D: 25 E: 24	Great Britain  <b>CY-191</b> <b>FR-147</b>
2.0 D	LD20	1952	43 58	04.84 → 01.88	<b>KF-152</b> (3 pcs)	A: 200 D: 25,5 E: 24	<b>CY-191</b> <b>FR-147</b>
2.0 D	LD20	1952	49 67	03.86 → 12.90	<b>KF-152</b> (3 pcs)	A: 200 D: 25,5 E: 24	<b>CY-191</b> <b>FR-147</b>
2.0 i	CA20E	1974	77 105	04.84 → 12.90	<b>KF-120</b> (3 pcs)	A: 225 D: 25 E: 24	04.86→ <b>CY-191</b> <b>FR-147</b>
2.0 i	CA20E	1974	85 115	09.88 → 09.90	<b>KF-120</b> (3 pcs)	A: 225 D: 25 E: 24	<b>CY-191</b> <b>FR-147</b>

## BLUEBIRD Traveller (W910)

1.8	L18S	1770	65 88	01.80 → 05.84	<b>KF-112</b> (3 pcs)	A: 200 D: 25 E: 24	<b>CY-104</b> <b>FR-105</b>
2.0 D	LD20	1952	44 60	01.80 → 05.84	<b>KF-107</b> (3 pcs)	A: 200 D: 25 E: 24	<b>CY-104</b> <b>FR-147</b>

## CABSTAR

1.6 F22			62	01.82 → 09.92	<b>KF-112</b> (3 pcs)	A: 200 D: 25 E: 24	<b>FR-148</b>
2.0	Z20S	1952	66 90	01.82 → 06.92	<b>KF-100</b> (3 pcs)  <b>KF-100X</b>	A: 225 D: 25 E: 24	
2.0 F22			66	06.82 → 12.94	<b>KF-108</b> (3 pcs)	A: 225 D: 25 E: 24	<b>CY-145</b> →12.91 <b>CY-146</b> 01.92→ <b>FR-148</b>
2.3D F22	TD23		51	06.85 → 06.92	<b>KF-100</b> (3 pcs)  <b>KF-100X</b>	A: 225 D: 25 E: 24	<b>FR-148</b>

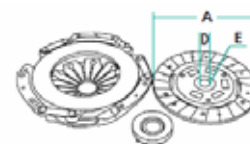
A = Disc diameter  
D = Disc centring diameter  
E = N. of disc teeth

A = Scheibendurchmesser  
D = Zentrierdurchmesser Scheibe  
E = Zähnezahl Scheibe

A = Diámetro disco  
D = Diámetro centraxe disco  
E = Nº dientes disco

A = Diamètre du disque  
D = Diamètre centrage du disque  
E = Nbre de dents du disque

A = Diametro disco  
D = Diametro centraggio disco  
E = Nº denti disco



		<b>CC</b>	<b>KW HP</b>			<b>KF</b> Clutch Kit/ Kit frizione <b>VL</b> Flywheel/ Volano <b>KV</b> Clutch Kit + Flywheel	<b>FR</b> Master Cylinder/ Cilindro maestro <b>CY</b> Slave Cylinder/ Cilindro secondario
---	---	-----------	------------------	---	---	---	--

## CABSTAR

2.5D F22			53	01.83 →	<b>KF-153</b> (3 pcs) <b>KF-108</b> (3 pcs)	A: 240 D: 25 E: 24 A: 225 D: 25 E: 24	01.92→	<b>CY-147</b> <b>FR-148</b>
2.5D F22	TD25		55	10.85 →	<b>KF-153</b> (3 pcs) <b>KF-108</b> (3 pcs)	A: 240 D: 25 E: 24 A: 225 D: 25 E: 24	01.92→	<b>CY-147</b> <b>CY-148</b> →12.91 <b>CY-149</b> 01.90→ <b>FR-148</b> 01.92→
2.7D F22			66	02.83 → 12.90	<b>KF-154</b> (3 pcs)	A: 240 D: 25 E: 24		<b>FR-148</b>

## CABSTAR E

110.35 3.0 D		2953	78	10.98 →	<b>KF-1034</b> (3 pcs)	A: 240 D: 29 E: 10		
110.45 3.0 D		2953	78	10.98 →	<b>KF-1034</b> (3 pcs)	A: 240 D: 29 E: 10		
120.35 3.0 D		2953	88	10.98 →	<b>KF-1035</b> (3 pcs)	A: 240 D: 26 E: 24		
120.45 3.0 D		2953	88	10.98 →	<b>KF-1035</b> (3 pcs)	A: 240 D: 26 E: 24		
90.32 2.7 D		2663	66	10.98 →	<b>KF-1035</b> (3 pcs)	A: 240 D: 26 E: 24		<b>CY-198</b>

## CEDRIC

2.0 (Y31) CA20S				09.87 →	<b>KF-147</b> (3 pcs)	A: 240 D: 25 E: 24		
2.0 (430) L20				04.81 →	<b>KF-108</b> (3 pcs)	A: 225 D: 25 E: 24		
2.3 D		2289	51 69	05.84 → 08.87	<b>KF-108</b> (3 pcs)	A: 225 D: 25 E: 24		
2.3 D (Y31) TD23				09.87 →	<b>KF-155</b> (3 pcs)	A: 225 D: 25 E: 24		
2.8 D (430 - C32) LD28 - RD28				04.81 →	<b>KF-108</b> (3 pcs)	A: 225 D: 25 E: 24		
3.0 (Y30) VG30				05.87 →	<b>KF-147</b> (3 pcs) <b>KF-140</b> (3 pcs)	A: 240 D: 25 E: 24 A: 240 D: 25 E: 24	09.87→	



KF Clutch Kit




VL Flywheel



KV Clutch Kit + Flywheel



FR Master Cylinder



CY Slave Cylinder

# NISSAN

		<b>CC</b>	<b>KW HP</b>			<b>KF</b> Clutch Kit/ Kit frizione <b>VL</b> Flywheel/ Volano <b>KV</b> Clutch Kit + Flywheel	<b>FR</b> Master Cylinder/ Cilindro maestro <b>CY</b> Slave Cylinder/ Cilindro secondario
--	--	-----------	------------------	--	--	---	--

## CHERRY (E10)

1.0	A10	988	33 45	09.70 → 09.78	<b>KF-117</b> (3 pcs)	A: 160 D: 25 E: 24	<b>CY-101</b> <b>FR-100</b>
-----	-----	-----	----------	---------------	--------------------------	--------------------------	--------------------------------

## CHERRY (N10)

1.0	A10S	988	32 44	08.78 → 07.81	<b>KF-117</b> (3 pcs)	A: 160 D: 25 E: 24	<b>CY-101</b> <b>FR-105</b>
1.2	A12	1171	38 52	08.78 → 07.81	<b>KF-102</b> (3 pcs)  <b>KF-112</b> (3 pcs)	A: 190 D: 25 E: 24  A: 200 D: 25 E: 24	<b>CY-101</b> <b>FR-105</b>
1.3	E13	1269	44 60	08.81 → 09.82	<b>KF-104</b> (3 pcs)	A: 180 D: 20 E: 18	<b>CY-101</b> <b>FR-105</b>
1.4 i.e.	A14S	1397	59 80	08.80 → 07.81	<b>KF-102</b> (3 pcs)	A: 190 D: 25 E: 24	<b>CY-101</b> <b>FR-105</b>
1.5	E15	1488	51 69	08.81 → 12.82	<b>KF-115</b> (3 pcs)	A: 180 D: 20 E: 18	

## CHERRY (N12)

1.0	E10	988	37 50	05.82 → 05.86	<b>KF-109</b> (3 pcs)	A: 160 D: 20 E: 18	
1.3	E13	1269	44 60	05.82 → 10.86	<b>KF-104</b> (3 pcs)	A: 180 D: 20 E: 18	
1.5	E15S	1488	55 75	11.83 → 10.86	<b>KF-119</b> (3 pcs)	A: 180 D: 20 E: 18	
1.5 Turbo	E15ET	1488	77 105	01.83 → 12.85	<b>KF-119</b> (3 pcs)	A: 180 D: 20 E: 18	
1.6	E16	1597	51 69	05.84 → 07.86	<b>KF-119</b> (3 pcs)	A: 180 D: 20 E: 18	
1.7 D	CD17	1681	40 54	10.82 → 12.86	<b>KF-104</b> (3 pcs)	A: 180 D: 20 E: 18	01.83→

## CHERRY (VN10)

1.2	A12	1171	38 52	10.78 → 07.81	<b>KF-102</b> (3 pcs)  <b>KF-112</b> (3 pcs)	A: 190 D: 25 E: 24  A: 200 D: 25 E: 24	<b>CY-101</b> <b>FR-105</b>
1.3	E13	1269	44 60	09.81 → 12.83	<b>KF-104</b> (3 pcs)	A: 180 D: 20 E: 18	<b>CY-101</b>
1.4	A14S	1397	59 80	08.80 → 07.81	<b>KF-102</b> (3 pcs)	A: 190 D: 25 E: 24	

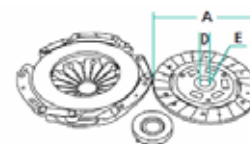
A = Disc diameter  
D = Disc centring diameter  
E = N. of disc teeth

A = Scheibendurchmesser  
D = Zentrierdurchmesser Scheibe  
E = Zahnzahl Scheibe

A = Diámetro disco  
D = Diámetro centrage disco  
E = Nº dientes disco

A = Diamètre du disque  
D = Diamètre centrage du disque  
E = Nbre de dents du disque

A = Diametro disco  
D = Diametro centraggio disco  
E = Nº denti disco



		<b>CC</b>	<b>KW HP</b>			<b>KF</b> Clutch Kit/ Kit frizione <b>VL</b> Flywheel/ Volano <b>KV</b> Clutch Kit + Flywheel	<b>FR</b> Master Cylinder/ Cilindro maestro <b>CY</b> Slave Cylinder/ Cilindro secondario
---	---	-----------	------------------	---	---	---	--

## DATSUN 100 A (E10, BLF10)

F-II 1.0 (BLF10)	A10	981	33 45	12.75 → 08.80	<b>KF-117</b> (3 pcs)	A: 160 D: 25 E: 24	
------------------	-----	-----	----------	---------------	--------------------------	--------------------------	--

## DATSUN 120

A F-II 1.2 (LF10)	A12	1164	38 52	12.75 → 07.80	<b>KF-102</b> (3 pcs)	A: 190 D: 25 E: 24	
Y 1.2 (B210)	A12	1163	38 52	09.74 → 07.80	<b>KF-105</b> (3 pcs)	A: 180 D: 20 E: 18	

## DATSUN/VIOLET 140 J

1.4		1428	48 65	01.73 → 05.77	<b>KF-114</b> (3 pcs)	A: 180 D: 25 E: 24	<b>CY-104</b> <b>FR-106</b>
-----	--	------	----------	---------------	--------------------------	--------------------------	--------------------------------

## DATSUN/VIOLET 160 J (710, A10)

1.6	L16T	1579	61 83	01.73 → 02.82	<b>KF-112</b> (3 pcs)	A: 200 D: 25 E: 24	<b>CY-104</b> <b>FR-106</b>
1.6 (710)	L16S	1595	53 72	01.73 → 01.78	<b>KF-112</b> (3 pcs)	A: 200 D: 25 E: 24	<b>CY-104</b> <b>FR-106</b>
1.6 i.e. (A10)	L16	1595	65 88	01.78 → 02.82	<b>KF-112</b> (3 pcs)	A: 200 D: 25 E: 24	<b>CY-102</b> <b>FR-107</b>

## ECO T100

					<b>KF-1034</b> (3 pcs)	A: 240 D: 29 E: 10	<b>CY-196</b> <b>FR-194</b>
--	--	--	--	--	---------------------------	--------------------------	--------------------------------

## EVALIA

1.6		1597	81 110	01.11 →	<b>KF-1003</b> (3 pcs)	A: 215 D: 22 E: 26	With Bearing Hydraulic Con Cuscinetto Idraulico
-----	--	------	-----------	---------	---------------------------	--------------------------	--

## HOMER-CABST F20

2.2 D (SD22)				09.76 →	<b>KF-108</b> (3 pcs)	A: 225 D: 25 E: 24	
--------------	--	--	--	---------	--------------------------	--------------------------	--

## INTERSTAR

dCi 100		2463	73 99	11.03 →	<b>KF-1024</b> (2 pcs)	A: 240 D: 24 E: 21	<b>CY-150</b>
dCi 120	G9U 720	2463	84 115	07.02 →	<b>KF-1024</b> (2 pcs)	A: 240 D: 24 E: 21	<b>CY-150</b>
dCi 120	G9U 650	2464	88 120	09.06 →	<b>KF-1024</b> (2 pcs)	A: 240 D: 24 E: 21	<b>CY-150</b>
dCi 150	G9U 632	2464	107 145	09.06 →	<b>KF-1024</b> (2 pcs)	A: 240 D: 24 E: 21	<b>CY-150</b>



KF Clutch Kit




VL Flywheel



KV Clutch Kit + Flywheel



FR Master Cylinder



CY Slave Cylinder



		<b>CC</b>	<b>KW HP</b>			<b>KF</b> Clutch Kit/ Kit frizione <b>VL</b> Flywheel/ Volano <b>KV</b> Clutch Kit + Flywheel	<b>FR</b> Master Cylinder/ Cilindro maestro <b>CY</b> Slave Cylinder/ Cilindro secondario
--	--	-----------	------------------	--	--	---	--

## INTERSTAR

<b>dCi 80</b>	F9Q 772	1870	60 82	07.02 →	<b>KF-1022</b> (2 pcs)  <b>KF-1049</b> (2 pcs)	<b>A:</b> 240 <b>D:</b> 24 <b>E:</b> 21  <b>A:</b> 240 <b>D:</b> 24 <b>E:</b> 21	10.03 →  →09.03	<b>CY-150</b>
<b>dCi 90</b>	G9T 722	2188	66 90	07.02 →	<b>KF-1023</b> (2 pcs)	<b>A:</b> 240 <b>D:</b> 24 <b>E:</b> 21		<b>CY-150</b>

## Juke

<b>1.5 dCi</b>		1461	81 110	10.10 →	<b>KF-183</b> (3 pcs)  <b>KV-106</b>  <b>VL-105</b>	<b>A:</b> 225 <b>D:</b> 24 <b>E:</b> 21	With Bearing Hydraulic Con Cuscinetto Idraulico  Dual-mass flywheel Volano bimassa	
<b>1.6</b>	MR16DDT	1598	86 117	10.10 →	<b>KF-1003</b> (3 pcs)	<b>A:</b> 215 <b>D:</b> 22 <b>E:</b> 26	With Bearing Hydraulic Con Cuscinetto Idraulico	

## KUBISTAR

<b>1.2</b>	D7F 764	1149	44 60	08.03 →	<b>KF-1048</b> (3 pcs)	<b>A:</b> 180 <b>D:</b> 21,5 <b>E:</b> 26		
<b>1.2 16V</b>	D4F 712	1149	55 75	04.06 →	<b>KF-1048</b> (3 pcs)	<b>A:</b> 180 <b>D:</b> 21,5 <b>E:</b> 26		
<b>1.5 dCi</b>	K9K 704	1461	48 65	08.03 →	<b>KF-1047</b> (3 pcs)	<b>A:</b> 215 <b>D:</b> 22 <b>E:</b> 26		
<b>1.5 dCi</b>	K9K 722	1461	60 82	08.03 →	<b>KF-1047</b> (3 pcs)	<b>A:</b> 215 <b>D:</b> 22 <b>E:</b> 26		
<b>1.5 dCi 70</b>	K9K 700	1461	50 68	04.06 →	<b>KF-1047</b> (3 pcs)	<b>A:</b> 215 <b>D:</b> 22 <b>E:</b> 26		
<b>1.5 dCi 85</b>	K9K 276	1461	62 85	04.06 →	<b>KF-1047</b> (3 pcs)	<b>A:</b> 215 <b>D:</b> 22 <b>E:</b> 26		
<b>1.6 16V</b>	K4M 752	1598	70 95	08.03 →	<b>KF-1051</b> (3 pcs)	<b>A:</b> 200 <b>D:</b> 22 <b>E:</b> 26		

## LAUREL (HLC230)

<b>2.0</b>	L20A	1998	71 97	03.77 → 05.83	<b>KF-100</b> (3 pcs)  <b>KF-100X</b>	<b>A:</b> 225 <b>D:</b> 25 <b>E:</b> 24		<b>CY-104</b> <b>FR-109</b>
<b>2.4</b>	L24	2393	83 113	12.77 → 05.83	<b>KF-100</b> (3 pcs)  <b>KF-100X</b>	<b>A:</b> 225 <b>D:</b> 25 <b>E:</b> 24		<b>CY-104</b> <b>FR-109</b>

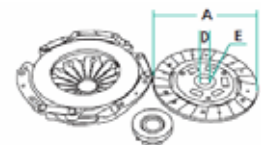
**A** = Disc diameter  
**D** = Disc centring diameter  
**E** = N. of disc teeth

**A** = Scheibendurchmesser  
**D** = Zentrierdurchmesser Scheibe  
**E** = Zahnzahl Scheibe

**A** = Diámetro disco  
**D** = Diámetro centrage disco  
**E** = Nº dientes disco

**A** = Diamètre du disque  
**D** = Diamètre centrage du disque  
**E** = Nbre de dents du disque

**A** = Diametro disco  
**D** = Diametro centraggio disco  
**E** = Nº denti disco



		<b>CC</b>	<b>KW HP</b>			<b>KF</b> Clutch Kit/ Kit frizione <b>VL</b> Flywheel/ Volano <b>KV</b> Clutch Kit + Flywheel	<b>FR</b> Master Cylinder/ Cilindro maestro <b>CY</b> Slave Cylinder/ Cilindro secondario
---	---	-----------	------------------	---	---	---	--

## LAUREL (JC31)

2.0	L20A	1998	71 97	01.81 → 01.84	<b>KF-100</b> (3 pcs)  <b>KF-100X</b>	A: 225 D: 25 E: 24	<b>CY-115</b> <b>FR-115</b>
2.0 D	LD20	1952	44 60	04.81 → 10.84	<b>KF-108</b> (3 pcs)  <b>KF-112</b> (3 pcs)	A: 225 D: 25 E: 24  A: 200 D: 25 E: 24	<b>CY-104</b> <b>FR-109</b>
2.4	L24	2393	83 113	01.81 → 01.84	<b>KF-100</b> (3 pcs)  <b>KF-100X</b>	A: 225 D: 25 E: 24	<b>CY-115</b> <b>FR-115</b>
2.4	L24	2393	88 120	09.83 → 12.85	<b>KF-100</b> (3 pcs)  <b>KF-100X</b>	A: 225 D: 25 E: 24	<b>CY-115</b> <b>FR-115</b>
2.8 D	LD28	2792	62 84	01.81 → 10.85	<b>KF-108</b> (3 pcs)	A: 225 D: 25 E: 24	<b>CY-115</b> <b>FR-116</b>

## LAUREL (JC32)

2.0 GL		1974	75 102	11.84 → 12.85			
2.4	L24E L24S	2393	94 128	01.85 → 12.87	<b>KF-100</b> (3 pcs)  <b>KF-100X</b>	A: 225 D: 25 E: 24	<b>CY-115</b> <b>FR-115</b>
2.8 D	LD28	2792	62 84	01.85 → 12.87	<b>KF-1011</b> (3 pcs)	A: 225 D: 25 E: 24	<b>CY-115</b> <b>FR-116</b>
2.8 D	RD28	2826	66 90	01.85 → 12.89	<b>KF-1011</b> (3 pcs)	A: 225 D: 25 E: 24	02.87→ <b>CY-115</b> <b>FR-116</b>

## MAXIMA (J30)

3.0 i	VG30E	2960	125 170	10.88 → 06.94	<b>KF-157</b> (3 pcs)	A: 240 D: 25 E: 24	<b>CY-190</b>
-------	-------	------	------------	---------------	--------------------------	--------------------------	---------------

## MAXIMA QX (A32)

2.0	VQ20DE	1995	103 140	02.95 → 08.00	<b>KF-156</b> (3 pcs)	A: 225 D: 25,5 E: 24	
3.0	VQ30DE	2988	142 193	01.95 → 08.00	<b>KF-158</b> (3 pcs)	A: 240 D: 25 E: 24	

## MICRA (K10)

1.0	MA10S	988	37 50	12.82 → 12.89	<b>KF-188</b> (3 pcs)	A: 160 D: 18 E: 16	
1.0	MA10S	988	40 54	12.82 → 05.89	<b>KF-188</b> (3 pcs)	A: 160 D: 18 E: 16	



KF Clutch Kit




VL Flywheel



KV Clutch Kit + Flywheel



FR Master Cylinder



CY Slave Cylinder

		<b>CC</b>	<b>KW HP</b>			<b>KF</b> Clutch Kit/ Kit frizione <b>VL</b> Flywheel/ Volano <b>KV</b> Clutch Kit + Flywheel	<b>FR</b> Master Cylinder/ Cilindro maestro <b>CY</b> Slave Cylinder/ Cilindro secondario
---	---	-----------	------------------	---	---	---	--

## MICRA (K10)

1.0		988	43 58	12.82 → 05.91	<b>KF-119</b> (3 pcs)  <b>KF-188</b> (3 pcs)	A: 180 D: 20 E: 18  A: 160 D: 18 E: 16	
1.2	MA12S	1235	40 54	07.86 → 07.92	<b>KF-188</b> (3 pcs)	A: 160 D: 18 E: 16	
1.2	MA12S	1235	44 60	07.86 → 07.92	<b>KF-188</b> (3 pcs)	A: 160 D: 18 E: 16	

## MICRA (K11)

1.0 i 16V	CG10DE	998	44 60	09.00 → 02.03	<b>KF-144</b> (3 pcs)	A: 180 D: 20,5 E: 18	
1.0 i 16V	CG10DE	998	40 54	08.92 → 09.00	<b>KF-144</b> (3 pcs)  <b>KF-188</b> (3 pcs)	A: 180 D: 20,5 E: 18  A: 160 D: 18 E: 16	02.98→  02.93→02.98
1.3 i 16V	CG13DE	1275	55 75	08.92 → 09.00	<b>KF-144</b> (3 pcs)	A: 180 D: 20,5 E: 18	
1.4 i 16V	CGA3DE	1348	60 82	09.00 → 02.03	<b>KF-144</b> (3 pcs)	A: 180 D: 20,5 E: 18	
1.5 D	TD15	1527	42 57	02.98 → 02.03	<b>KF-1010</b> (3 pcs)	A: 180 D: 20,7 E: 18	

## MICRA (K12)

1.0 16V	CG10DE	998	48 65	01.03 →	<b>KF-1054</b> (2 pcs)	A: 180 D: 22 E: 26	
1.2 16V	CR12DE CG12DE	1240	48 65	01.03 →	<b>KF-1018</b> (2 pcs)	A: 180 D: 22 E: 26	
1.2 16V	CR12DE CG12DE	1240	59 80	01.03 →	<b>KF-1018</b> (2 pcs)	A: 180 D: 22 E: 26	
1.4 16V	CR14DE	1386	65 88	01.03 →	<b>KF-1015</b> (2 pcs)	A: 190 D: 21,6 E: 26	
1.5 dCi	K9K 704	1461	48 65	01.03 →	<b>KF-1016</b> (2 pcs)	A: 215 D: 22 E: 26	
1.5 dCi		1461	50 68	06.05 →	<b>KF-1016</b> (2 pcs)	A: 215 D: 22 E: 26	
1.5 dCi	K9K 722	1461	60 82	09.03 →	<b>KF-1016</b> (2 pcs)	A: 215 D: 22 E: 26	

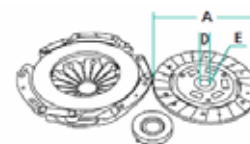
**A** = Disc diameter  
**D** = Disc centring diameter  
**E** = N. of disc teeth

**A** = Scheibendurchmesser  
**D** = Zentrierdurchmesser Scheibe  
**E** = Zähnezahl Scheibe

**A** = Diámetro disco  
**D** = Diámetro centraxe disco  
**E** = Nº dientes disco

**A** = Diamètre du disque  
**D** = Diamètre centrage du disque  
**E** = Nbre de dents du disque

**A** = Diametro disco  
**D** = Diametro centraggio disco  
**E** = Nº denti disco



		<b>CC</b>	<b>KW HP</b>			<b>KF</b> Clutch Kit/ Kit frizione <b>VL</b> Flywheel/ Volano <b>KV</b> Clutch Kit + Flywheel	<b>FR</b> Master Cylinder/ Cilindro maestro <b>CY</b> Slave Cylinder/ Cilindro secondario
---	---	-----------	------------------	---	---	---	--

## MICRA (K12)

1.5 dCi	K9K 276	1461	63 86	06.05 →	<b>KF-1016</b> (2 pcs)	A: 215 D: 22 E: 26	
160 SR	HR 16 DE	1598	81 110	05.05 →	<b>KF-1040</b> (2 pcs)	A: 215 D: 22 E: 26	

## MICRA (K13)

1.2	HR 12 DE	1198	59 80	05.10 →	<b>KF-1052</b> (3 pcs)	A: 190 D: 22 E: 26	With Bearing Hydraulic Con Cuscinetto Idraulico
-----	----------	------	----------	---------	---------------------------	--------------------------	--

## MICRA C+C

1.4 16V	CR14DE	1386	65 88	08.05 →	<b>KF-1015</b> (2 pcs)	A: 190 D: 21,6 E: 26	
1.6 160 SR	HR 16 DE	1598	81 110	08.05 →	<b>KF-1040</b> (2 pcs)	A: 215 D: 22 E: 26	

## NAVARA

2.5 dCi	YD25DDTi	2488	106 144	07.05 →	<b>KF-1038</b> (3 pcs)  <b>KV-103</b> <b>KV-103MX</b> <b>KV-108M</b> <b>VL-102</b>	A: 240 D: 26 E: 24	<b>CY-149</b> <b>FR-111</b>
2.5 dCi 4WD	YD25DDTi	2488	126 171	10.06 →	<b>KF-1038</b> (3 pcs)  <b>KV-103</b> <b>KV-103MX</b> <b>KV-108M</b> <b>VL-102</b>	A: 240 D: 26 E: 24	<b>CY-149</b> <b>FR-111</b>
2.5 dCi 4WD	YD25DDTi	2488	128 174	07.05 →	<b>KF-1038</b> (3 pcs)  <b>KV-103</b> <b>KV-103MX</b> <b>KV-108M</b> <b>VL-102</b>	A: 240 D: 26 E: 24	<b>CY-149</b> <b>FR-111</b>

## NOTE

1.4	CR14DE	1386	65 88	03.06 →	<b>KF-1015</b> (2 pcs)	A: 190 D: 21,6 E: 26	
1.5 dCi	K9K 276	1461	63 86	03.06 →	<b>KF-1041</b> (2 pcs)	A: 215 D: 22 E: 26	
1.5 dCi	K9K 700	1461	50 68	03.06 →	<b>KF-1041</b> (2 pcs)	A: 215 D: 22 E: 26	



KF Clutch Kit




VL Flywheel



KV Clutch Kit + Flywheel



FR Master Cylinder



CY Slave Cylinder

# NISSAN

		<b>CC</b>	<b>KW HP</b>			<b>KF</b> Clutch Kit/ Kit frizione <b>VL</b> Flywheel/ Volano <b>KV</b> Clutch Kit + Flywheel	<b>FR</b> Master Cylinder/ Cilindro maestro <b>CY</b> Slave Cylinder/ Cilindro secondario
---	---	-----------	------------------	---	---	---	--

## NOTE

1.6	HR 16 DE	1598	81 110	03.06 →	<b>KF-1040</b> (2 pcs)	A: 215 D: 22 E: 26	
-----	----------	------	-----------	---------	---------------------------	--------------------------	--

## NV200

1.5 dci		1461	63 86	02.10 →	<b>KF-1041</b> (2 pcs)	A: 215 D: 22 E: 26	
1.6 16V	HR 16 DE	1598	81 110	02.10 →	<b>KF-1003</b> (3 pcs)	A: 215 D: 22 E: 26	With Bearing Hydraulic Con Cuscinetto Idrraulico

## PATHFINDER

2.5 dCi 4WD	YD25DDTi	2488	128 174	03.05 →	<b>KF-1038</b> (3 pcs)  <b>KV-103</b> <b>KV-103MX</b> <b>KV-108M</b> <b>VL-102</b>	A: 240 D: 26 E: 24	<b>CY-149</b> <b>FR-111</b>  Dual-mass flywheel Volano bimassa
2.5 dCi 4WD	YD25DDTi	2488	126 171	10.06 →	<b>KF-1038</b> (3 pcs)  <b>KV-103</b> <b>KV-103MX</b> <b>KV-108M</b> <b>VL-102</b>	A: 240 D: 26 E: 24	<b>CY-149</b> <b>FR-111</b>  Dual-mass flywheel Volano bimassa

## PATHFINDER (R50)

2.7 TD 4WD	TD27ETi	2664	96 131	09.97 → 12.04	<b>KF-1014</b> (3 pcs)  <b>KF-1014X</b>	A: 250 D: 26 E: 24	
------------	---------	------	-----------	---------------	--	--------------------------	--

## PATROL (K160)

2.8 (K160)	L28	2753	89 121	07.80 → 08.88	<b>KF-111</b> (3 pcs)	A: 240 D: 25 E: 24	<b>CY-199</b> 01.82→ <b>FR-185</b> →12.81 <b>FR-195</b> 01.82→
2.8 (K160)	L28	2753	88 120	07.80 → 08.88	<b>KF-111</b> (3 pcs)	A: 240 D: 25 E: 24	<b>CY-199</b> 01.82→ <b>FR-185</b> →12.81 <b>FR-195</b> 01.82→
3.2 TD (K160)	SD33T	3246	81 110	07.83 → 08.88	<b>KF-134</b> (3 pcs)  <b>KF-134X</b>	A: 275 D: 25 E: 24	<b>CY-155</b> →07.84 <b>CY-156</b> 08.84→ <b>FR-134</b>
3.3 D (K160)	SD33	3246	70 95	11.79 → 08.88	<b>KF-111</b> (3 pcs)  <b>KF-128</b> (3 pcs)	A: 240 D: 25 E: 24 A: 240 D: 25 E: 24	→08.83 08.83→ <b>CY-134</b> 07.82→ <b>FR-134</b> 07.82→ <b>FR-185</b>

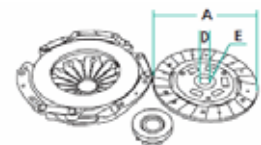
A = Disc diameter  
D = Disc centring diameter  
E = N. of disc teeth

A = Scheibendurchmesser  
D = Zentrierdurchmesser Scheibe  
E = Zahnzahl Scheibe

A = Diámetro disco  
D = Diámetro centraxe disco  
E = Nº dientes disco

A = Diamètre du disque  
D = Diamètre centrage du disque  
E = Nbre de dents du disque

A = Diametro disco  
D = Diametro centraggio disco  
E = Nº denti disco



		<b>CC</b>	<b>KW HP</b>			<b>KF</b> Clutch Kit/ Kit frizione <b>VL</b> Flywheel/ Volano <b>KV</b> Clutch Kit + Flywheel	<b>FR</b> Master Cylinder/ Cilindro maestro <b>CY</b> Slave Cylinder/ Cilindro secondario
---	---	-----------	------------------	---	---	---	--

## PATROL (K260)

2.8	L28	2753	88 120	05.86 → 06.90	<b>KF-111</b> (3 pcs)	A: 240 D: 25 E: 24	<b>CY-199</b> <b>FR-195</b>
2.8 TD	RD28T	2826	85 116	05.86 → 06.90	<b>KF-161</b> (3 pcs)  <b>KF-162</b> (3 pcs)  <b>KF-162X / KF-162XC</b>	A: 240 D: 25 E: 24 A: 240 D: 25 E: 24	<b>CY-181</b> <b>FR-104</b> <b>FR-195</b>
3.2 D	SD33T	3224	81 110	08.88 → 06.90			<b>FR-185</b>

## PATROL (W160)

2.8 (W160)	L28	2753	88 120	07.80 → 08.88	<b>KF-111</b> (3 pcs)	A: 240 D: 25 E: 24	<b>CY-199</b> 01.82→ <b>FR-185</b> →12.81 <b>FR-195</b> 01.82→
3.2 TD (W160)	SD33T	3246	81 110	07.83 → 08.88	<b>KF-134</b> (3 pcs)  <b>KF-134X</b>	A: 275 D: 25 E: 24	<b>CY-155</b> →07.84 <b>CY-156</b> 08.84→ <b>FR-134</b>
3.3 D (W160)	SD33	3246	70 95	11.79 → 08.88	<b>KF-111</b> (3 pcs)  <b>KF-128</b> (3 pcs)	A: 240 D: 25 E: 24 A: 240 D: 25 E: 24	→08.83 <b>CY-134</b> 07.82→ <b>FR-134</b> 07.82→ <b>FR-185</b> →06.82

## PATROL (W260)

2.8 TD	RD28T	2826	85 116	06.89 → 11.95	<b>KF-162</b> (3 pcs)  <b>KF-162X / KF-162XC</b>	A: 240 D: 25 E: 24	01.92→ <b>CY-199</b> <b>FR-104</b>
3.2 D		3224	81 110	08.88 → 06.90	<b>KF-128</b> (3 pcs)	A: 240 D: 25 E: 24	<b>FR-185</b>

## PATROL GR I (Y60)

2.8 TD (Y60A)	RD28T	2826	85 116	09.88 → 06.97	<b>KF-1001</b> (3 pcs)  <b>KF-1002</b> (3 pcs)  <b>KV-101</b> <b>KV-100</b> <b>VL-100</b>	A: 240 D: 25 E: 24 A: 240 D: 25 E: 24	→01.92 <b>CY-199</b> <b>FR-195</b>  02.92→ 02.92→
4.2 Cat.	TB42E	4169	121 165	11.88 → 06.97	<b>KF-172</b> (3 pcs)  <b>KF-134</b> (3 pcs)  <b>KF-134X</b>	A: 275 D: 25 E: 24 A: 275 D: 25 E: 24	<b>CY-187</b> <b>FR-199</b>



KF Clutch Kit




VL Flywheel



KV Clutch Kit + Flywheel



FR Master Cylinder



CY Slave Cylinder



		<b>CC</b>	<b>KW HP</b>			<b>KF</b> Clutch Kit/ Kit frizione <b>VL</b> Flywheel/ Volano <b>KV</b> Clutch Kit + Flywheel	<b>FR</b> Master Cylinder/ Cilindro maestro <b>CY</b> Slave Cylinder/ Cilindro secondario
---	---	-----------	------------------	---	---	---	--

## PATROL GR I (Y60)

4.2 D (Y60GR)	TD42	4169	85 116	11.88 → 06.97	<b>KF-172</b> (3 pcs)	A: 275 D: 25 E: 24	<b>CY-187</b> <b>FR-199</b>
---------------	------	------	-----------	---------------	--------------------------	--------------------------	--------------------------------

## PATROL GR II (Y61)

2.8 TD	RD28Ti	2826	95 129	06.97 → 05.00	<b>KF-168</b> (3 pcs)	A: 240 D: 25 E: 24	<b>CY-153</b> →12.99 <b>CY-154</b> 01.00→ <b>FR-151</b>
--------	--------	------	-----------	---------------	--------------------------	--------------------------	---

3.0 DTi	ZD30DDTi	2953	116 158	05.00 →	<b>KF-1019</b> (3 pcs)	A: 275 D: 25 E: 24	<b>CY-154</b> <b>FR-151</b>
					<b>KF-1042</b> (3 pcs)	A: 275 D: 25 E: 24	
					<b>KF-1042X</b> <b>KV-105</b> <b>KV-105MX</b> <b>VL-104</b>	→07.04  Dual-mass flywheel Volano bimassa	

3.0 DTi	ZD30DDTi	2953	118 160	05.00 →	<b>KF-1019</b> (3 pcs)	A: 275 D: 25 E: 24	<b>CY-154</b> <b>FR-151</b>
					<b>KF-1042</b> (3 pcs)	A: 275 D: 25 E: 24	
					<b>KF-1042X</b> <b>KV-105</b> <b>KV-105MX</b> <b>VL-104</b>	→07.04  Dual-mass flywheel Volano bimassa	

## PICK UP/KING CAB (720)

1.8	L18	1770	59 80	01.83 → 03.86	<b>KF-100</b> (3 pcs)	A: 225 D: 25 E: 24	<b>CY-157</b> <b>FR-109</b>
-----	-----	------	----------	---------------	--------------------------	--------------------------	--------------------------------

2.2 4WD	Z22	2188	71 97	04.83 → 03.86	<b>KF-100</b> (3 pcs)	A: 225 D: 25 E: 24	<b>CY-157</b> <b>FR-147</b>
---------	-----	------	----------	---------------	--------------------------	--------------------------	--------------------------------

2.2 D	SD22	2164	47 64	01.82 → 01.84	<b>KF-100</b> (3 pcs)	A: 225 D: 25 E: 24	<b>CY-157</b> <b>FR-147</b>
-------	------	------	----------	---------------	--------------------------	--------------------------	--------------------------------

2.3 D	SD23	2289	51 69	04.83 → 03.86	<b>KF-100</b> (3 pcs)	A: 225 D: 25 E: 24	<b>CY-157</b> <b>FR-147</b>
-------	------	------	----------	---------------	--------------------------	--------------------------	--------------------------------

2.5 D 4WD	SD25	2488	53 72	04.83 → 03.86	<b>KF-100</b> (3 pcs)	A: 225 D: 25 E: 24	<b>CY-115</b> <b>FR-199</b>
-----------	------	------	----------	---------------	--------------------------	--------------------------	--------------------------------

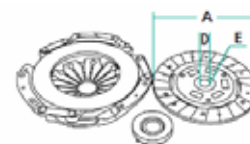
A = Disc diameter  
D = Disc centring diameter  
E = N. of disc teeth

A = Scheibendurchmesser  
D = Zentrierdurchmesser Scheibe  
E = Zahnzahl Scheibe

A = Diámetro disco  
D = Diámetro centrage disco  
E = Nº dientes disco

A = Diamètre du disque  
D = Diamètre centrage du disque  
E = Nbre de dents du disque

A = Diametro disco  
D = Diametro centraggio disco  
E = Nº denti disco



		<b>CC</b>	<b>KW HP</b>			<b>KF</b> Clutch Kit/ Kit frizione <b>VL</b> Flywheel/ Volano <b>KV</b> Clutch Kit + Flywheel	<b>FR</b> Master Cylinder/ Cilindro maestro <b>CY</b> Slave Cylinder/ Cilindro secondario
---	---	-----------	------------------	---	---	---	--

## PICK UP/KING CAB (D21)

2.0	Z20	1952	66 90	09.88 → 08.91	<b>KF-127</b> (3 pcs)	A: 240 D: 25 E: 24		<b>FR-186</b>
2.0	Z20	1952	64 87	09.85 → 07.88	<b>KF-127</b> (3 pcs)	A: 240 D: 25 E: 24		<b>CY-195</b> <b>FR-186</b>
2.3 D	SD23	2289	51 69	09.85 → 08.88	<b>KF-100</b> (3 pcs)	A: 225 D: 25 E: 24		<b>CY-185</b> <b>FR-186</b>
2.4 i 12V 4WD	KA24E	2389	93 124	04.92 → 02.98	<b>KF-111</b> (3 pcs)	A: 240 D: 25 E: 24		<b>CY-158</b> <b>FR-186</b>
2.4 i 4WD	Z24i	2389	74 101	03.86 → 04.92	<b>KF-1026</b> (3 pcs)	A: 240 D: 25 E: 24		<b>CY-188</b> <b>FR-186</b>
2.5 D	TD25	2494	61 83	03.96 → 02.98	<b>KF-1028</b> (3 pcs)	A: 240 D: 25 E: 24		<b>CY-151</b> <b>CY-161</b> <b>FR-153</b>
2.5 D	TD25	2494	59 80	09.94 → 08.96	<b>KF-1028</b> (3 pcs)	A: 240 D: 25 E: 24		<b>CY-151</b> <b>CY-161</b> <b>FR-186</b>
2.5 D	TD25	2494	55 75	09.87 → 02.98	<b>KF-1005</b> (3 pcs)	A: 225 D: 25 E: 24	08.89→	<b>CY-161</b> <b>CY-189</b> <b>FR-186</b>
					<b>KF-1004</b> (3 pcs)	A: 225 D: 25 E: 24		
					<b>KF-1006</b> (3 pcs)	A: 225 D: 25 E: 24	08.89→	
2.5 D 4WD	TD25	2494	61 83	03.96 → 02.98	<b>KF-1029</b> (3 pcs)	A: 225 D: 25 E: 24		<b>CY-151</b> <b>CY-161</b> <b>FR-153</b>
2.5 D 4WD	TD25	2494	59 80	08.87 → 02.98	<b>KF-101</b> (3 pcs)	A: 225 D: 25,4 E: 24	08.89→	<b>CY-161</b> <b>CY-189</b> <b>FR-186</b>
					<b>KF-101X</b>			05.92→ →04.92 →12.91
2.5 D 4WD	SD25	2494	55 75	03.86 → 08.91	<b>KF-100</b> (3 pcs)	A: 225 D: 25 E: 24		<b>CY-186</b> <b>FR-186</b>
					<b>KF-100X</b>			
2.5 D 4WD	SD25	2494	53 72	09.85 → 08.88	<b>KF-100</b> (3 pcs)	A: 225 D: 25 E: 24		<b>CY-186</b> <b>FR-186</b>
					<b>KF-100X</b>			
2.7 D 4WD	TD27	2663	58 79	09.87 → 08.91	<b>KF-148</b> (3 pcs)	A: 240 D: 25 E: 24		<b>FR-186</b>
					<b>KF-148X</b>			
2.7 D 4WD	TD27	2663	73 99	08.87 → 02.98	<b>KF-148</b> (3 pcs)	A: 240 D: 25 E: 24		<b>FR-186</b>
					<b>KF-148X</b>			



KF Clutch Kit




VL Flywheel



KV Clutch Kit + Flywheel



FR Master Cylinder



CY Slave Cylinder

		<b>CC</b>	<b>KW HP</b>			<b>KF</b> Clutch Kit/ Kit frizione <b>VL</b> Flywheel/ Volano <b>KV</b> Clutch Kit + Flywheel	<b>FR</b> Master Cylinder/ Cilindro maestro <b>CY</b> Slave Cylinder/ Cilindro secondario
--	--	-----------	------------------	--	--	---	--

## PICK UP/KING CAB (D21)

3.0 i V6 4WD	VG30E	2960	109 148	09.90 → 02.98	<b>KF-184</b> (3 pcs)	A: 250 D: 25 E: 24	
--------------	-------	------	------------	---------------	--------------------------	--------------------------	--

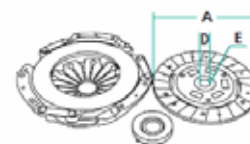
## PICK UP/KING CAB/NAVARA (D22)

2.4 i	KA24E	2389	88 120	02.98 →	<b>KF-1027</b> (3 pcs)	A: 240 D: 25 E: 24	<b>FR-149</b>
2.4 i 4WD	KA24DE	2389	98 133	03.02 →	<b>KF-1032</b> (3 pcs)	A: 250 D: 26 E: 24	→04.05 <b>CY-158</b> <b>FR-149</b>
2.4 i 4WD	KA24E	2389	88 120	02.98 →	<b>KF-1027</b> (3 pcs)	A: 240 D: 25 E: 24	<b>CY-158</b> →12.01 <b>FR-149</b> →12.01
2.5 D	TD25	2494	61 83	02.98 →	<b>KF-159</b> (3 pcs)  <b>KF-159X</b> <b>KF-160</b> (3 pcs)  <b>KF-160X</b>	A: 240 D: 25 E: 24  A: 250 D: 25 E: 24	<b>CY-151</b> <b>FR-149</b>
2.5 D 4WD	TD25	2494	61 83	02.98 →	<b>KF-181</b> (3 pcs)	A: 240 D: 25 E: 24	<b>CY-151</b> <b>FR-149</b>
2.5 Di	YD25DDTi	2488	98 133	03.02 →	<b>KF-1037</b> (3 pcs)  <b>KF-1032</b> (3 pcs)  <b>KF-1039</b> (3 pcs)	A: 250 D: 25 E: 24  A: 250 D: 26 E: 24  A: 240 D: 26 E: 24	<b>FR-150</b>
2.5 Di 4WD	YD25DDTi	2488	98 133	03.02 →	<b>KF-1037</b> (3 pcs)  <b>KF-1032</b> (3 pcs)  <b>KF-1039</b> (3 pcs)	A: 250 D: 25 E: 24  A: 250 D: 26 E: 24  A: 240 D: 26 E: 24	<b>FR-150</b>
2.5 TD 4WD	TD25Ti	2494	76 103	05.98 →	<b>KF-160</b> (3 pcs)  <b>KF-160X</b> <b>KF-184</b> (3 pcs)	A: 250 D: 25 E: 24  A: 250 D: 25 E: 24	12.01→ <b>CY-152</b> <b>FR-150</b>  →11.01

## PIXO

1.0	K10 B	996	50 68	06.09 →	<b>KF-843</b> (3 pcs)	A: 190 D: 19 E: 18	
-----	-------	-----	----------	---------	--------------------------	--------------------------	--

**A** = Disc diameter    **A** = Scheibendurchmesser    **A** = Diámetro disco    **A** = Diamètre du disque    **A** = Diametro disco  
**D** = Disc centring diameter    **D** = Zentrierdurchmesser Scheibe    **D** = Diámetro centrage disco    **D** = Diamètre centrage du disque    **D** = Diametro centraggio disco  
**E** = N. of disc teeth    **E** = Zähnezahl Scheibe    **E** = Nº dientes disco    **E** = Nbre de dents du disque    **E** = Nº denti disco



		<b>CC</b>	<b>KW HP</b>			<b>KF</b> Clutch Kit/ Kit frizione <b>VL</b> Flywheel/ Volano <b>KV</b> Clutch Kit + Flywheel	<b>FR</b> Master Cylinder/ Cilindro maestro <b>CY</b> Slave Cylinder/ Cilindro secondario
---	---	-----------	------------------	---	---	---	--

## PRAIRIE (M10, NM10)

<b>1.5 S (M10)</b>	E15S	1488	55 75	01.84 → 12.87	<b>KF-124</b> (3 pcs)	A: 190 D: 20 E: 18	<b>CY-191</b> <b>FR-191</b>
<b>1.8 SGL (M10)</b>	CA18S	1809	65 88	07.83 → 12.85	<b>KF-197</b> (3 pcs)	A: 200 D: 20,5 E: 18	<b>CY-191</b> <b>FR-191</b>
<b>1.8 SGL (M10)</b>	CA18S	1809	66 90	05.85 → 10.87	<b>KF-142</b> (3 pcs)	A: 215 D: 20 E: 18	<b>CY-191</b> <b>FR-191</b>
<b>2.0 4x4 (NM10)</b>	CA20S	1974	68 92	06.86 → 09.88	<b>KF-164</b> (3 pcs)	A: 225 D: 25 E: 24	<b>CY-191</b> <b>FR-191</b>

## PRAIRIE PRO (M11)

<b>2.0 i</b>	CA20E	1974	72 98	10.88 → 04.92	<b>KF-165</b> (3 pcs)	A: 225 D: 25 E: 24	<b>CY-190</b> <b>FR-154</b>
<b>2.0 i 4x4</b>	CA20E	1974	72 98	10.88 → 12.92	<b>KF-167</b> (3 pcs)  <b>KF-120</b> (3 pcs)  <b>KF-169</b> (3 pcs)	A: 215 D: 25 E: 24  A: 225 D: 25 E: 24  A: 225 D: 25 E: 24	10.88→ <b>CY-190</b> <b>FR-154</b>
<b>2.4 i</b>	KA24E	2389	98 133	04.92 → 07.94	<b>KF-166</b> (3 pcs)	A: 240 D: 25 E: 24	<b>CY-190</b> <b>FR-155</b>
<b>2.4 i 4x4</b>	KA24E	2389	98 133	04.92 → 07.94	<b>KF-166</b> (3 pcs)	A: 240 D: 25 E: 24	<b>CY-190</b> <b>FR-155</b>

## PRIMASTAR

<b>2.0</b>	F4R 720	1998	88 120	02.03 →	<b>KF-1021</b> (2 pcs)	A: 240 D: 24 E: 21	<b>CY-150</b>
<b>dCi 100</b>	F9Q 760	1870	74 100	09.02 →	<b>KF-1022</b> (2 pcs)  <b>KF-1049</b> (2 pcs)	A: 240 D: 24 E: 21  A: 240 D: 24 E: 21	10.03→ <b>CY-150</b>  →09.03
<b>dCi 80</b>	F9Q 762	1870	60 82	09.02 →	<b>KF-1022</b> (2 pcs)  <b>KF-1049</b> (2 pcs)	A: 240 D: 24 E: 21  A: 240 D: 24 E: 21	10.03→ <b>CY-150</b>  →09.03

## PRIMERA (P10)

<b>1.6</b>	GA16DS	1597	66 90	06.90 → 01.96	<b>KF-197</b> (3 pcs)	A: 200 D: 20,5 E: 18	<b>CY-163</b>
<b>1.6</b>	GA16DS	1597	71 97	06.90 → 06.93	<b>KF-197</b> (3 pcs)	A: 200 D: 20,5 E: 18	<b>CY-163</b>



KF Clutch Kit




VL Flywheel



KV Clutch Kit + Flywheel



FR Master Cylinder



CY Slave Cylinder

# NISSAN

		<b>CC</b>	<b>KW HP</b>			<b>KF</b> Clutch Kit/ Kit frizione <b>VL</b> Flywheel/ Volano <b>KV</b> Clutch Kit + Flywheel	<b>FR</b> Master Cylinder/ Cilindro maestro <b>CY</b> Slave Cylinder/ Cilindro secondario
---	---	-----------	------------------	---	---	---	--

## PRIMERA (P10)

1.6	GA16DE	1597	75 102	06.93 → 01.96	<b>KF-197</b> (3 pcs)	A: 200 D: 20,5 E: 18	<b>CY-163</b>
2.0	SR20DE	1998	105 143	06.90 → 04.93	<b>KF-141</b> (3 pcs)	A: 215 D: 20 E: 18	
2.0	SR20DE	1998	110 150	06.90 → 01.96	<b>KF-151</b> (3 pcs)	A: 215 D: 20 E: 18	<b>CY-163</b>
2.0 16V	SR20DI (SPI)	1998	85 116	06.90 → 01.96	<b>KF-141</b> (3 pcs)	A: 215 D: 20 E: 18	05.93 → <b>CY-163</b>
2.0 16V 4x4	SR20DI (SPI)	1998	85 115	04.91 → 06.96	<b>KF-1017</b> (3 pcs)	A: 225 D: 20 E: 18	<b>CY-163</b>
2.0 D	CD20	1974	55 75	01.91 → 01.96	<b>KF-170</b> (3 pcs)	A: 200 D: 20 E: 18	<b>CY-163</b>
2.0 i	SR20DE	1998	92 125	01.95 → 06.96	<b>KF-141</b> (3 pcs)	A: 215 D: 20 E: 18	

## PRIMERA (P11)

1.6 16V	GA16DE	1597	73 99	09.96 → 07.02	<b>KF-197</b> (3 pcs)	A: 200 D: 20,5 E: 18	<b>CY-142</b> <b>FR-156</b>
1.6 16V	GA16DE	1597	66 90	09.96 → 07.02	<b>KF-197</b> (3 pcs)	A: 200 D: 20,5 E: 18	<b>CY-142</b> <b>FR-156</b>
1.8 16V	QG18DE	1769	84 114	08.99 → 07.02	<b>KF-1012</b> (3 pcs)	A: 200 D: 20 E: 18	<b>CY-142</b> <b>FR-156</b>
2.0 16V	SR20De	1998	85 115	09.96 → 07.02	<b>KF-151</b> (3 pcs)	A: 215 D: 20 E: 18	<b>CY-142</b> <b>FR-156</b>
2.0 16V	SR20DE	1998	96 131	09.96 → 07.02	<b>KF-151</b> (3 pcs)	A: 215 D: 20 E: 18	<b>CY-142</b> <b>FR-156</b>
2.0 16V	SR20DE	1998	103 140	08.99 → 07.02	<b>KF-1012</b> (3 pcs)	A: 200 D: 20 E: 18	<b>CY-142</b> <b>FR-156</b>
2.0 16V	SR20DE	1998	110 150	09.96 → 07.02	<b>KF-151</b> (3 pcs)	A: 215 D: 20 E: 18	<b>CY-142</b> <b>FR-156</b>
2.0 TD	CD20T	1974	66 90	09.96 → 07.02	<b>KF-171</b> (3 pcs)	A: 225 D: 20 E: 18	<b>CY-164</b> <b>FR-156</b>

## PRIMERA (P12)

1.6	QG16DE	1597	78 106	07.02 →	<b>KF-1030</b> (3 pcs)	A: 200 D: 20 E: 18	<b>CY-142</b> <b>FR-146</b>
1.6	QG16DE	1597	80 109	07.02 →	<b>KF-1030</b> (3 pcs)	A: 200 D: 20 E: 18	<b>CY-142</b> <b>FR-146</b>

A = Disc diameter

D = Disc centring diameter

E = N. of disc teeth

A = Scheibendurchmesser

D = Zentrierdurchmesser Scheibe

E = Zahnzahl Scheibe

A = Diámetro disco

D = Diámetro centraje disco

E = Nº dientes disco

A = Diamètre du disque

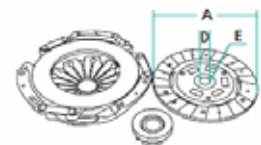
D = Diamètre centrage du disque

E = Nbre de dents du disque

A = Diametro disco

D = Diametro centraggio disco

E = Nº denti disco



		<b>CC</b>	<b>KW HP</b>			<b>KF</b> Clutch Kit/ Kit frizione <b>VL</b> Flywheel/ Volano <b>KV</b> Clutch Kit + Flywheel	<b>FR</b> Master Cylinder/ Cilindro maestro <b>CY</b> Slave Cylinder/ Cilindro secondario
---	---	-----------	------------------	---	---	---	--

## PRIMERA (P12)

1.8	QG18DE	1769	85 115	07.02 →	<b>KF-179</b> (3 pcs)	A: 215 D: 20 E: 18	<b>CY-142</b> <b>FR-146</b>
1.9 dCi		1870	88 120	04.03 →			<b>FR-145</b>
2.0	QR20DE	1998	103 140	07.02 →	<b>KF-1031</b> (3 pcs)	A: 225 D: 25 E: 24	<b>CY-165</b> <b>FR-146</b>
2.2 dCi	YD22DDT	2184	102 139	04.03 →	<b>KF-1045</b> (3 pcs)	A: 240 D: 25 E: 24	<b>CY-143</b> <b>FR-146</b>
2.2 Di	YD22DDT	2184	93 126	07.02 →	<b>KF-1033</b> (3 pcs)  <b>KV-102</b>  <b>VL-101</b>	A: 240 D: 26 E: 24  Dual-mass flywheel Volano bimassa	<b>CY-143</b> <b>FR-146</b>

## PRIMERA (W10)

1.6 i	GA16DE	1597	75 102	03.94 → 03.98	<b>KF-173</b> (3 pcs)	A: 215 D: 20 E: 18	
1.6 i	GA16DS	1597	66 90	07.90 → 03.98	<b>KF-173</b> (3 pcs)	A: 215 D: 20 E: 18	
2.0 D	CD20	1974	55 75	07.90 → 12.95	<b>KF-174</b> (3 pcs)	A: 200 D: 20 E: 18	
2.0 i	SR20DI (SPI)	1998	85 116	07.90 → 03.98	<b>KF-151</b> (3 pcs)	A: 215 D: 20 E: 18	

## PRIMERA (WP11)

1.6 16V	GA16DE	1597	73 99	04.98 → 12.01	<b>KF-197</b> (3 pcs)	A: 200 D: 20,5 E: 18	
1.6 16V	GA16DE	1597	66 90	04.98 → 12.01	<b>KF-197</b> (3 pcs)	A: 200 D: 20,5 E: 18	
1.8 16V	QG18DE	1769	84 114	08.99 → 12.01	<b>KF-1012</b> (3 pcs)	A: 200 D: 20 E: 18	<b>CY-142</b> <b>FR-156</b>
2.0 16V	SR20DE	1998	96 131	04.98 → 12.01	<b>KF-141</b> (3 pcs)	A: 215 D: 20 E: 18	<b>FR-156</b>
2.0 TD	CD20T	1974	66 90	04.98 → 12.01	<b>KF-171</b> (3 pcs)	A: 225 D: 20 E: 18	<b>CY-142</b> <b>FR-156</b>

## PRIMERA (WP12)

1.8	QG18DE	1769	85 115	03.02 →	<b>KF-179</b> (3 pcs)	A: 215 D: 20 E: 18	<b>CY-142</b> <b>FR-146</b>
1.9 dCi		1870	85 116	08.02 →			<b>FR-145</b>
1.9 dCi		1870	88 120	04.03 →			<b>FR-145</b>



KF Clutch Kit



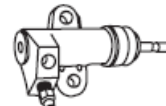
VL Flywheel



KV Clutch Kit + Flywheel



FR Master Cylinder



CY Slave Cylinder



# NISSAN

		<b>CC</b>	<b>KW HP</b>			<b>KF</b> Clutch Kit/ Kit frizione <b>VL</b> Flywheel/ Volano <b>KV</b> Clutch Kit + Flywheel	<b>FR</b> Master Cylinder/ Cilindro maestro <b>CY</b> Slave Cylinder/ Cilindro secondario
---	---	-----------	------------------	---	---	---	--

## PRIMERA (WP12)

2.0	QR20DE	1998	103 140	03.02 →	<b>KF-1031</b> (3 pcs)	A: 225 D: 25 E: 24	<b>CY-165</b> <b>FR-146</b>
2.2 dCi	YD22DDT	2184	102 139	04.03 →	<b>KF-1045</b> (3 pcs)	A: 240 D: 25 E: 24	<b>CY-143</b> <b>FR-146</b>
2.2 Di	YD22DDT	2184	93 126	03.02 →	<b>KF-1033</b> (3 pcs)  <b>KV-102</b> <b>VL-101</b>	A: 240 D: 26 E: 24  Dual-mass flywheel Volano bimassa	<b>CY-143</b> <b>FR-146</b>

## QASHQAI

1.5 dCi		1461	78 106	02.07 →	<b>KF-183</b> (3 pcs)  <b>KV-106</b> <b>VL-105</b>	A: 225 D: 24 E: 21  Dual-mass flywheel Volano bimassa	With Bearing Hydraulic Con Cuscinetto Idraulico
1.6	HR 16 DE	1598	84 114	02.07 →	<b>KF-1003</b> (3 pcs)  <b>KF-1040</b> (2 pcs)	A: 215 D: 22 E: 26  A: 215 D: 22 E: 26	With Bearing Hydraulic Con Cuscinetto Idraulico
2.0	MR20DE	1997	103 140	02.07 →	<b>KF-1007</b> (3 pcs)	A: 225 D: 24 E: 21	With Bearing Hydraulic Con Cuscinetto Idraulico
2.0 4 ruote motrici	MR20DE	1997	103 140	02.07 →	<b>KF-1025</b> (3 pcs)	A: 225 D: 24 E: 21	With Bearing Hydraulic Con Cuscinetto Idraulico
2.0 dCi	M1D M9R	1995	110 150	02.07 →	<b>KF-1044</b> (3 pcs)  <b>KV-107</b> <b>VL-106</b>	A: 250 D: 24 E: 21  Dual-mass flywheel Volano bimassa	With Bearing Hydraulic Con Cuscinetto Idraulico
2.0 dCi 4 ruote motrici	M1D M9R	1995	110 150	02.07 →	<b>KF-1044</b> (3 pcs)  <b>KV-107</b> <b>VL-106</b>	A: 250 D: 24 E: 21  Dual-mass flywheel Volano bimassa	With Bearing Hydraulic Con Cuscinetto Idraulico

## SERENA (C23M)

1.6 16V	GA16DE	1597	71 97	02.93 →	<b>KF-176</b> (3 pcs)	A: 200 D: 25 E: 24	<b>CY-194</b> <b>FR-157</b>
2.0 16V	SR20DE	1998	93 126	11.92 →	<b>KF-177</b> (3 pcs)	A: 225 D: 25,5 E: 24	<b>CY-194</b> <b>FR-157</b>
2.0 D	LD20	1952	49 67	11.92 →	<b>KF-194</b> (3 pcs)	A: 200 D: 25 E: 24	<b>CY-194</b> <b>FR-157</b>

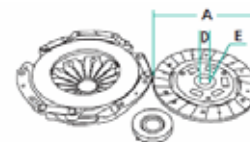
A = Disc diameter  
D = Disc centring diameter  
E = N. of disc teeth

A = Scheibendurchmesser  
D = Zentrierdurchmesser Scheibe  
E = Zahnzahl Scheibe

A = Diámetro disco  
D = Diámetro centraje disco  
E = Nº dientes disco

A = Diamètre du disque  
D = Diamètre centraje du disque  
E = Nbre de dents du disque

A = Diametro disco  
D = Diametro centraggio disco  
E = Nº denti disco



		<b>CC</b>	<b>KW HP</b>			<b>KF</b> Clutch Kit/ Kit frizione <b>VL</b> Flywheel/ Volano <b>KV</b> Clutch Kit + Flywheel	<b>FR</b> Master Cylinder/ Cilindro maestro <b>CY</b> Slave Cylinder/ Cilindro secondario
---	---	-----------	------------------	---	---	---	--

## SERENA (C23M)

2.3 D	LD23	2283	55 75	01.95 →	<b>KF-199</b> (3 pcs)	A: 200 D: 26 E: 24	<b>CY-194</b> <b>FR-157</b>
-------	------	------	----------	---------	--------------------------	--------------------------	--------------------------------

## SILVIA (S110)

1.8	L18E	1770	68 92	01.79 → 05.83	<b>KF-137</b> (3 pcs)	A: 200 D: 25,5 E: 24	<b>CY-107</b>
					<b>KF-112</b> (3 pcs)	A: 200 D: 25 E: 24	

1.8 i (L18E)			68	02.78 →	<b>KF-112</b> (3 pcs)	A: 200 D: 25 E: 24	<b>CY-102</b> <b>FR-109</b>
--------------	--	--	----	---------	--------------------------	--------------------------	--------------------------------

## SILVIA (S12)

1.8	CA18ET	1809	90 122	07.86 → 04.88	<b>KF-139</b> (3 pcs)	A: 225 D: 25 E: 24	
-----	--------	------	-----------	---------------	--------------------------	--------------------------	--

2.0 GP	FJ20E	1991	107 146	04.84 → 09.88	<b>KF-100</b> (3 pcs)	A: 225 D: 25 E: 24	<b>CY-107</b>
					<b>KF-100X</b>		

## SILVIA (VS12)

3.0 i (VG30E)				07.86 →	<b>KF-147</b> (3 pcs)	A: 240 D: 25 E: 24	
---------------	--	--	--	---------	--------------------------	--------------------------	--

## STANZA (T11)

1.6	CA16S	1598	60 82	08.81 → 12.85	<b>KF-197</b> (3 pcs)	A: 200 D: 20,5 E: 18	
-----	-------	------	----------	---------------	--------------------------	----------------------------	--

1.8 SGL	CA18S	1809	66 90	03.83 → 12.85	<b>KF-197</b> (3 pcs)	A: 200 D: 20,5 E: 18	
---------	-------	------	----------	---------------	--------------------------	----------------------------	--

## SUNNY (140Y, 150Y)

1.4 (HBL310)	A14	1397	48 65	01.70 → 02.82	<b>KF-106</b> (3 pcs)	A: 180 D: 20 E: 18	<b>CY-103</b> 02.78→ <b>FR-105</b> 02.78→
--------------	-----	------	----------	---------------	--------------------------	--------------------------	--

1.4 (HBL310)	A14	1397	49 67	06.79 → 02.82	<b>KF-106</b> (3 pcs)	A: 180 D: 20 E: 18	<b>CY-103</b> <b>FR-105</b>
--------------	-----	------	----------	---------------	--------------------------	--------------------------	--------------------------------

1.4 (HBL310)	A14	1397	48 65	06.79 → 02.82	<b>KF-106</b> (3 pcs)	A: 180 D: 20 E: 18	<b>CY-103</b> <b>FR-105</b>
--------------	-----	------	----------	---------------	--------------------------	--------------------------	--------------------------------

1.5 (HBL310)	A15	1488	51 69	06.79 → 02.82	<b>KF-106</b> (3 pcs)	A: 180 D: 20 E: 18	<b>CY-103</b> <b>FR-105</b>
--------------	-----	------	----------	---------------	--------------------------	--------------------------	--------------------------------

1.5 (HBL310)	A15	1488	51 69	06.79 → 02.82	<b>KF-106</b> (3 pcs)	A: 180 D: 20 E: 18	<b>CY-103</b> <b>FR-105</b>
--------------	-----	------	----------	---------------	--------------------------	--------------------------	--------------------------------

## SUNNY (Y10)

1.6 i 16V	GA16DE	1597	66 90	10.92 → 03.00	<b>KF-124</b> (3 pcs)	A: 190 D: 20 E: 18	
-----------	--------	------	----------	---------------	--------------------------	--------------------------	--



KF Clutch Kit




VL Flywheel



KV Clutch Kit + Flywheel



FR Master Cylinder



CY Slave Cylinder

# NISSAN

		<b>CC</b>	<b>KW HP</b>			<b>KF</b> Clutch Kit/ Kit frizione <b>VL</b> Flywheel/ Volano <b>KV</b> Clutch Kit + Flywheel	<b>FR</b> Master Cylinder/ Cilindro maestro <b>CY</b> Slave Cylinder/ Cilindro secondario
---	---	-----------	------------------	---	---	---	--

## SUNNY (Y10)

1.7 D	CD17	1681	40 54	11.90 → 03.00	<b>KF-124</b> (3 pcs)	A: 190 D: 20 E: 18	<b>CY-141</b>
-------	------	------	----------	---------------	--------------------------	--------------------------	---------------

## SUNNY I (B11)

1.2 (A12) B110-B210				01.70 →	<b>KF-105</b> (3 pcs)	A: 180 D: 20 E: 18	<b>CY-103</b> 01.73→ <b>FR-101</b> 01.73→
1.2 (A12) B310				02.78 →	<b>KF-105</b> (3 pcs)	A: 180 D: 20 E: 18	<b>CY-103</b> <b>FR-105</b>
1.3	E13	1269	44 60	03.82 → 09.87	<b>KF-104</b> (3 pcs)	A: 180 D: 20 E: 18	
1.5	E15S	1488	55 75	03.82 → 10.86	<b>KF-119</b> (3 pcs)	A: 180 D: 20 E: 18	
1.6	E16	1597	51 69	05.84 → 02.86	<b>KF-119</b> (3 pcs)	A: 180 D: 20 E: 18	
1.6 SLX 4x4	E16S	1597	62 84	07.86 → 10.88	<b>KF-124</b> (3 pcs)	A: 190 D: 20 E: 18	
1.7 D	CD17	1681	40 54	03.82 → 10.86	<b>KF-104</b> (3 pcs)	A: 180 D: 20 E: 18	<b>CY-190</b>

## SUNNY II (B12)

1.5	E15S	1487	52 71	06.86 → 10.88	<b>KF-124</b> (3 pcs)	A: 190 D: 20 E: 18	<b>CY-190</b>
1.6	E16S	1597	62 84	06.86 → 10.88	<b>KF-124</b> (3 pcs)	A: 190 D: 20 E: 18	<b>CY-190</b>
1.6 GTI 16V	CA16D	1598	81 110	05.87 → 05.89	<b>KF-130</b> (3 pcs)	A: 200 D: 20 E: 18	<b>CY-190</b>
1.6 i	E16i	1597	54 73	06.86 → 05.89	<b>KF-124</b> (3 pcs)	A: 190 D: 20 E: 18	<b>CY-190</b>
1.6 i 12V	GA16i	1597	66 90	10.88 → 06.91	<b>KF-124</b> (3 pcs)	A: 190 D: 20 E: 18	<b>CY-190</b>
1.6 i 12V	GA16i	1597	66 90	10.88 → 06.91	<b>KF-124</b> (3 pcs)	A: 190 D: 20 E: 18	<b>CY-190</b>
1.6 i 12V 4x4	GA16i	1597	66 90	10.88 → 08.90	<b>KF-197</b> (3 pcs)	A: 200 D: 20,5 E: 18	<b>CY-190</b>
1.6 i 4x4 (A)	E16i	1598	54 73	06.86 → 05.89	<b>KF-197</b> (3 pcs)	A: 200 D: 20,5 E: 18	<b>CY-190</b>
1.7 D	CD17	1681	40 54	01.86 → 06.91	<b>KF-125</b> (3 pcs)	A: 190 D: 20 E: 18	<b>CY-190</b>

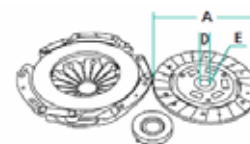
A = Disc diameter  
D = Disc centring diameter  
E = N. of disc teeth

A = Scheibendurchmesser  
D = Zentrierdurchmesser Scheibe  
E = Zahnzahl Scheibe

A = Diámetro disco  
D = Diámetro centrage disco  
E = Nº dientes disco

A = Diamètre du disque  
D = Diamètre centrage du disque  
E = Nbre de dents du disque

A = Diametro disco  
D = Diametro centraggio disco  
E = N° denti disco



		<b>CC</b>	<b>KW HP</b>			<b>KF</b> Clutch Kit/ Kit frizione <b>VL</b> Flywheel/ Volano <b>KV</b> Clutch Kit + Flywheel	<b>FR</b> Master Cylinder/ Cilindro maestro <b>CY</b> Slave Cylinder/ Cilindro secondario
---	---	-----------	------------------	---	---	---	--

## SUNNY II (B12)

<b>1.8 GTI 16V</b>	CA18D	1809	92 125	01.89 → 06.91	<b>KF-131</b> (3 pcs)	A: 215 D: 25 E: 24	<b>CY-190</b>
--------------------	-------	------	-----------	---------------	--------------------------	--------------------------	---------------

## SUNNY II (N13)

<b>1.0</b>	E10S	988	37 50	07.86 → 09.90	<b>KF-109</b> (3 pcs)	A: 160 D: 20 E: 18	<b>CY-190</b>
<b>1.3</b>	E13S	1269	44 60	07.86 → 10.91	<b>KF-104</b> (3 pcs)	A: 180 D: 20 E: 18	<b>CY-190</b>
<b>1.4 LX</b>	GA14S	1392	55 75	10.88 → 08.91	<b>KF-119</b> (3 pcs)	A: 180 D: 20 E: 18	<b>CY-190</b>
<b>1.5</b>	E15S	1487	52 71	06.86 → 10.88	<b>KF-124</b> (3 pcs)	A: 190 D: 20 E: 18	<b>CY-190</b>
<b>1.6</b>	E16S	1597	62 84	06.86 → 10.88	<b>KF-124</b> (3 pcs)	A: 190 D: 20 E: 18	<b>CY-190</b>
<b>1.6</b>	GA16DE	1597	88 120	02.87 → 10.88	<b>KF-130</b> (3 pcs)	A: 200 D: 20 E: 18	
<b>1.6 4x4</b>	GA16S	1597	66 90	07.86 → 10.88	<b>KF-124</b> (3 pcs)	A: 190 D: 20 E: 18	
<b>1.6 GTI 16V</b>	CA16D	1598	81 110	02.87 → 10.88	<b>KF-130</b> (3 pcs)	A: 200 D: 20 E: 18	<b>CY-190</b>
<b>1.6 i</b>	E16i	1597	54 73	06.86 → 10.90	<b>KF-124</b> (3 pcs)	A: 190 D: 20 E: 18	<b>CY-190</b>
<b>1.6 i 12V</b>	GA16i	1597	66 90	10.88 → 06.91	<b>KF-124</b> (3 pcs)	A: 190 D: 20 E: 18	<b>CY-190</b>
<b>1.6 i 4x4 (A)</b>	E16i	1597	54 73	06.86 → 10.90	<b>KF-197</b> (3 pcs)	A: 200 D: 20,5 E: 18	<b>CY-190</b>
<b>1.7 D</b>	CD17	1681	40 54	06.86 → 05.89	<b>KF-125</b> (3 pcs)	A: 190 D: 20 E: 18	<b>CY-190</b>

## SUNNY III (N14)

<b>1.4</b>	GA14DS	1392	60 82	10.90 → 06.95	<b>KF-104</b> (3 pcs)	A: 180 D: 20 E: 18	
<b>1.4 i</b>	GA14DE GA14DS	1392	55 75	10.90 → 05.95	<b>KF-119</b> (3 pcs)	A: 180 D: 20 E: 18	<b>CY-166</b> <b>FR-158</b>
<b>1.4 i 16V</b>	GA14DE	1392	64 87	10.90 → 05.95	<b>KF-119</b> (3 pcs)	A: 180 D: 20 E: 18	10.92→ <b>CY-166</b> <b>FR-158</b>
<b>1.6 i</b>	GA16DE GA16DS GA16DEL	1597	66 90	10.90 → 05.95	<b>KF-178</b> (3 pcs)	A: 190 D: 20 E: 18	<b>CY-166</b> <b>FR-158</b>



KF Clutch Kit




VL Flywheel



KV Clutch Kit + Flywheel



FR Master Cylinder



CY Slave Cylinder

# NISSAN

		<b>CC</b>	<b>KW HP</b>			<b>KF</b> Clutch Kit/ Kit frizione <b>VL</b> Flywheel/ Volano <b>KV</b> Clutch Kit + Flywheel	<b>FR</b> Master Cylinder/ Cilindro maestro <b>CY</b> Slave Cylinder/ Cilindro secondario
---	---	-----------	------------------	---	---	---	--

## SUNNY III (N14)

1.6 i 16V	GA16DE	1597	75 102	10.92 → 05.95	<b>KF-178</b> (3 pcs)	A: 190 D: 20 E: 18	<b>CY-166</b> <b>FR-158</b>
1.6 i 16V 4x4	GA16DE	1597	75 102	10.92 → 05.95	<b>KF-142</b> (3 pcs)	A: 215 D: 20 E: 18	<b>CY-166</b> <b>FR-158</b>
2.0 D	CD20	1974	55 75	10.90 → 05.95	<b>KF-174</b> (3 pcs)	A: 200 D: 20 E: 18	<b>CY-166</b> <b>FR-158</b>
2.0 GTI 16V	SR20DE	1998	105 143	10.90 → 05.95	<b>KF-151</b> (3 pcs)	A: 215 D: 20 E: 18	<b>CY-166</b> <b>FR-158</b>
2.0 GTI-R 4x4	SR20DET	1998	162 220	10.90 → 05.95	<b>KF-151</b> (3 pcs)	A: 215 D: 20 E: 18	<b>CY-166</b> <b>FR-158</b>

## SUNNY III (Y10)

1.6 16V 4x4	GA16DS	1597	66 90	11.90 → 05.95	<b>KF-197</b> (3 pcs)	A: 200 D: 20,5 E: 18	<b>CY-166</b> <b>FR-158</b>
1.6 i	GA16DE GA16DS	1597	66 90	06.91 → 03.00	<b>KF-124</b> (3 pcs)	A: 190 D: 20 E: 18	<b>CY-166</b> <b>FR-158</b>
2.0 D	CD20	1974	55 75	06.91 → 03.00	<b>KF-174</b> (3 pcs)	A: 200 D: 20 E: 18	<b>CY-166</b> <b>FR-158</b>

## TERRANO I (WD21)

2.4 i 4WD	Z24i	2389	76 103	10.87 → 02.93	<b>KF-127</b> (3 pcs)	A: 240 D: 25 E: 24	<b>CY-188</b> <b>FR-195</b>
2.7 TD 4WD	TD27T	2664	73 99	02.89 → 02.96	<b>KF-148</b> (3 pcs) <b>KF-148X</b>	A: 240 D: 25 E: 24	<b>CY-161</b> <b>CY-189</b> <b>FR-186</b> 01.93→ →12.92
3.0 i 4WD	VG30E	2960	109 148	01.90 → 12.95	<b>KF-184</b> (3 pcs)	A: 250 D: 25 E: 24	<b>FR-195</b>

## TERRANO II (R20)

2.4 4WD	KA24E	2389	85 116	05.96 → 01.02	<b>KF-1008</b> (3 pcs)	A: 240 D: 25 E: 24	<b>FR-183</b>
2.4 4WD	KA24E	2389	87 118	05.96 →	<b>KF-1008</b> (3 pcs)	A: 240 D: 25 E: 24	<b>CY-167</b> <b>FR-183</b>
2.4 i 12V 4WD	KA24E	2389	91 124	02.93 → 06.96	<b>KF-1008</b> (3 pcs)	A: 240 D: 25 E: 24	<b>CY-158</b> <b>CY-167</b> <b>FR-183</b> →11.94 12.94→
2.7 TD 4WD	TD27T	2664	74 101	02.93 → 01.02	<b>KF-180</b> (3 pcs) <b>KF-180X</b>	A: 240 D: 25 E: 24	<b>FR-183</b>

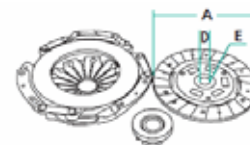
A = Disc diameter  
D = Disc centring diameter  
E = N. of disc teeth

A = Scheibendurchmesser  
D = Zentrierdurchmesser Scheibe  
E = Zahnzahl Scheibe

A = Diámetro disco  
D = Diámetro centrage disco  
E = N° dientes disco

A = Diamètre du disque  
D = Diamètre centrage du disque  
E = Nbre de dents du disque

A = Diametro disco  
D = Diametro centraggio disco  
E = N° denti disco



		<b>CC</b>	<b>KW HP</b>			<b>KF</b> Clutch Kit/ Kit frizione <b>VL</b> Flywheel/ Volano <b>KV</b> Clutch Kit + Flywheel	<b>FR</b> Master Cylinder/ Cilindro maestro <b>CY</b> Slave Cylinder/ Cilindro secondario
---	---	-----------	------------------	---	---	---	--

## TERRANO II (R20)

<b>2.7 TDi 4WD</b>	TD27T1	2664	92 125	05.96 →	<b>KF-1014</b> (3 pcs)  <b>KF-1014X</b>	A: 250 D: 26 E: 24	<b>CY-189</b>  <b>FR-163</b> 01.00→ <b>FR-183</b> →12.99
<b>3.0 Di 4WD</b>	ZD30	2953	113 154	05.02 →	<b>KF-1036</b> (3 pcs)	A: 260 D: 25 E: 24	<b>CY-193</b> <b>FR-163</b>

## TIIDA (C11X)

<b>1.5 dCi</b>	K9K 728	1461	78 106	09.07 →	<b>KF-183</b> (3 pcs)	A: 225 D: 24 E: 21 With Bearing Hydraulic Con Cuscinetto Idraulico	
<b>1.6</b>	HR 16 DE	1598	81 110	09.07 →	<b>KF-1040</b> (2 pcs)	A: 215 D: 22 E: 26	
<b>1.8</b>	MR18DE	1798	93 126	09.07 →	<b>KF-1040</b> (2 pcs)	A: 215 D: 22 E: 26	

## TIIDA (SC11X)

<b>1.5 dCi</b>		1461	78 106	09.07 →	<b>KF-183</b> (3 pcs)	A: 225 D: 24 E: 21 With Bearing Hydraulic Con Cuscinetto Idraulico	
<b>1.6</b>	HR 16 DE	1598	81 110	09.07 →	<b>KF-1040</b> (2 pcs)	A: 215 D: 22 E: 26	
<b>1.8</b>	MR18DE	1798	93 126	09.07 →	<b>KF-1040</b> (2 pcs)	A: 215 D: 22 E: 26	

## TRADE

<b>2.0 D</b>	LD20	1952	44 60	11.86 → 03.93	<b>KF-194</b> (3 pcs)  <b>KF-137</b> (3 pcs)	A: 200 D: 25 E: 24  A: 200 D: 25,5 E: 24	Spain  <b>CY-198</b> <b>FR-195</b>
<b>2.8 D</b>	A428II	2820	59 80	12.86 → 06.94	<b>KF-195</b> (3 pcs)	A: 240 D: 28 E: 10	Spain  <b>CY-134</b> <b>FR-195</b>
<b>3.0 TD (R20) A4.30</b>				01.87 →	<b>KF-193</b> (3 pcs)	A: 240 D: 28,7 E: 10	
<b>2.0</b>	H20	1982	55 75	07.81 → 11.82	<b>KF-100</b> (3 pcs)  <b>KF-100X</b>	A: 225 D: 25 E: 24	<b>CY-120</b> <b>FR-120</b>
<b>2.0 (E23B)</b>	Z20	1952	64 87	12.82 → 11.88	<b>KF-127</b> (3 pcs)  <b>KF-100</b> (3 pcs)  <b>KF-100X</b>	A: 240 D: 25 E: 24  A: 225 D: 25 E: 24	02.85→  →02.85  <b>CY-115</b> <b>FR-120</b>



KF Clutch Kit




VL Flywheel



KV Clutch Kit + Flywheel



FR Master Cylinder



CY Slave Cylinder



		<b>CC</b>	<b>KW HP</b>			<b>KF</b> Clutch Kit/ Kit frizione <b>VL</b> Flywheel/ Volano <b>KV</b> Clutch Kit + Flywheel	<b>FR</b> Master Cylinder/ Cilindro maestro <b>CY</b> Slave Cylinder/ Cilindro secondario
--	--	-----------	------------------	--	--	---	--

## URVAN (E23)

2.2 D		2149	47 64	07.81 → 11.82	<b>KF-100</b> (3 pcs)  <b>KF-100X</b>	A: 225 D: 25 E: 24	<b>CY-115</b> <b>FR-120</b>
2.3 D	SD23	2289	50 68	11.82 → 05.87	<b>KF-100</b> (3 pcs)  <b>KF-100X</b>	A: 225 D: 25 E: 24	<b>CY-115</b> <b>FR-120</b>
2.3 D (E23B)	SD23	2289	51 69	04.85 → 11.88	<b>KF-132</b> (3 pcs)	A: 240 D: 25 E: 24	<b>CY-115</b> <b>FR-120</b>
2.4 i	Z24i	2389	74 101	05.89 → 09.93	<b>KF-1009</b> (3 pcs)	A: 240 D: 25 E: 24	<b>CY-115</b> <b>FR-185</b>

## URVAN (E24)

2.0	Z20	1952	64 87	05.87 → 05.97	<b>KF-127</b> (3 pcs)	A: 240 D: 25 E: 24	<b>CY-115</b> <b>FR-185</b>
2.3 D	TD23	2289	51 69	01.88 → 05.97	<b>KF-148</b> (3 pcs)  <b>KF-148X</b>	A: 240 D: 25 E: 24	<b>CY-193</b> <b>FR-185</b> →01.88
2.5 D	TD25	2494	59 80	05.89 → 10.96	<b>KF-181</b> (3 pcs)	A: 240 D: 25 E: 24	<b>CY-184</b> <b>FR-185</b>
2.5 D	TD25	2494	59 80	12.88 → 05.97	<b>KF-181</b> (3 pcs)	A: 240 D: 25 E: 24	<b>CY-184</b> <b>FR-185</b>
2.7 TD		2664	58 79	10.94 → 04.97	<b>KF-181</b> (3 pcs)	A: 240 D: 25 E: 24	<b>FR-185</b>

## VANETTE (C22)

1.5	A15S	1488	51 69	10.86 → 12.95	<b>KF-106</b> (3 pcs)	A: 180 D: 20 E: 18	<b>CY-183</b> <b>FR-195</b> 03.87→
2.0	Z20S	1952	66 90	07.87 → 08.94	<b>KF-104</b> (3 pcs)	A: 180 D: 20 E: 18	
2.0 D (ULC22)	LD20	1952	49 67	10.86 → 12.95	<b>KF-137</b> (3 pcs)  <b>KF-192</b> (3 pcs)  <b>KF-100</b> (3 pcs)  <b>KF-100X</b>	A: 200 D: 25,5 E: 24  A: 200 D: 25,5 E: 24  A: 225 D: 25 E: 24	Spain <b>CY-198</b> <b>FR-195</b>

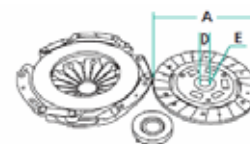
A = Disc diameter  
 D = Disc centring diameter  
 E = N. of disc teeth

A = Scheibendurchmesser  
 D = Zentrierdurchmesser Scheibe  
 E = Zähnezahl Scheibe

A = Diámetro disco  
 D = Diámetro centrage disco  
 E = Nº dientes disco

A = Diamètre du disque  
 D = Diamètre centrage du disque  
 E = Nbre de dents du disque

A = Diametro disco  
 D = Diametro centraggio disco  
 E = Nº denti disco



		<b>CC</b>	<b>KW HP</b>			<b>KF</b> Clutch Kit/ Kit frizione <b>VL</b> Flywheel/ Volano <b>KV</b> Clutch Kit + Flywheel	<b>FR</b> Master Cylinder/ Cilindro maestro <b>CY</b> Slave Cylinder/ Cilindro secondario
---	---	-----------	------------------	---	---	---	--

## VANETTE (C22)

<b>2.0 D (ULC22)</b>	LD20	1952	47 64	10.86 → 12.95	<b>KF-137</b> (3 pcs)  <b>KF-192</b> (3 pcs)  <b>KF-100</b> (3 pcs)  <b>KF-100X</b>	A: 200 D: 25,5 E: 24  A: 200 D: 25,5 E: 24  A: 225 D: 25 E: 24	Spain	<b>CY-198</b>  <b>FR-195</b>
<b>2.4 i (SLC22)</b>	Z24i	2389	74 101	10.86 → 12.95	<b>KF-108</b> (3 pcs)	A: 225 D: 25 E: 24		<b>CY-198</b>  <b>FR-195</b>
<b>2.4 i (SLC22)</b>	Z24i	2389	77 105	10.86 → 12.95	<b>KF-108</b> (3 pcs)	A: 225 D: 25 E: 24		<b>CY-198</b>  <b>FR-195</b>

## VANETTE (KC120)

<b>1.5</b>	A15	1488	51 69	01.83 → 12.87	<b>KF-106</b> (3 pcs)	A: 180 D: 20 E: 18		<b>CY-103</b>  <b>FR-117</b>
<b>2.0 D (LD20)</b>			49	01.81 → 12.87	<b>KF-112</b> (3 pcs)	A: 200 D: 25 E: 24		

## VANETTE CARGO (HC 23)

<b>2.0 D</b>	LD20	1952	49 67	01.96 →	<b>KF-199</b> (3 pcs)	A: 200 D: 26 E: 24		<b>FR-120</b>
<b>2.3 D</b>	LD23	2283	55 75	01.96 →	<b>KF-199</b> (3 pcs)	A: 200 D: 26 E: 24		<b>CY-198</b> 01.98→ <b>FR-184</b> 01.98→

## X-TRAIL (T30)

<b>2.0</b>	QR20DE	1998	103 140	07.01 →	<b>KF-1013</b> (3 pcs)	A: 240 D: 25,5 E: 24		<b>CY-143</b> →12.02 <b>CY-165</b> 01.03→ <b>FR-146</b>
<b>2.0 4x4</b>	QR20DE	1998	103 140	07.01 →	<b>KF-1013</b> (3 pcs)	A: 240 D: 25,5 E: 24		<b>CY-143</b> →12.02 <b>CY-165</b> 01.03→ <b>FR-146</b>
<b>2.0 4x4</b>	QR20DE	1998	110 150	09.01 →	<b>KF-1013</b> (3 pcs)	A: 240 D: 25,5 E: 24		<b>CY-165</b>
<b>2.2 DCi</b>	YD22DDTi	2184	84 114	10.04 →	<b>KF-1045</b> (3 pcs)  <b>KV-104</b> <b>VL-103</b>	A: 240 D: 25 E: 24	Dual-mass flywheel Volano bimassa	<b>CY-143</b>  <b>FR-146</b>
<b>2.2 dCi</b>	YD22DDTi	2184	100 136	12.03 →	<b>KF-1045</b> (3 pcs)  <b>KV-104</b> <b>VL-103</b>	A: 240 D: 25 E: 24	Dual-mass flywheel Volano bimassa	<b>CY-143</b>  <b>FR-146</b>



KF Clutch Kit




VL Flywheel



KV Clutch Kit + Flywheel



FR Master Cylinder



CY Slave Cylinder

		<b>CC</b>	<b>KW HP</b>			<b>KF</b> Clutch Kit/ Kit frizione <b>VL</b> Flywheel/ Volano <b>KV</b> Clutch Kit + Flywheel	<b>FR</b> Master Cylinder/ Cilindro maestro <b>CY</b> Slave Cylinder/ Cilindro secondario
--	--	-----------	------------------	--	--	---	--

## X-TRAIL (T30)

2.2 dCi 4x4	YD22DDTi	2184	100 136	12.03 →	<b>KF-1045</b> (3 pcs)  <b>KV-104</b>  <b>VL-103</b>	<b>A:</b> 240 <b>D:</b> 25 <b>E:</b> 24  Dual-mass flywheel Volano bimassa	<b>CY-143</b> <b>FR-146</b>
2.2 Di 4x4	YD22ETi	2184	84 114	07.01 →	<b>KF-1033</b> (3 pcs)  <b>KV-102</b>  <b>VL-101</b>	<b>A:</b> 240 <b>D:</b> 26 <b>E:</b> 24  Dual-mass flywheel Volano bimassa	<b>CY-143</b> →12.02 <b>FR-146</b>
2.5 4x4	QR25DE	2488	121 165	01.03 →	<b>KF-1013</b> (3 pcs)	<b>A:</b> 240 <b>D:</b> 25,5 <b>E:</b> 24	<b>CY-165</b> <b>FR-146</b>
2.5 4x4	QR25DE	2488	132 179	11.02 →	<b>KF-1013</b> (3 pcs)	<b>A:</b> 240 <b>D:</b> 25,5 <b>E:</b> 24	

## X-TRAIL (T31)

2.0	MR20DE	1997	104 141	06.07 →	<b>KF-1025</b> (3 pcs)  <b>KF-1007</b> (3 pcs)	<b>A:</b> 225 <b>D:</b> 24 <b>E:</b> 21  With Bearing Hydraulic Con Cuscinetto Idrraulico Select. All-wheel Drive Traz. integrale Inseribile With Bearing Hydraulic Con Cuscinetto Idrraulico	
2.0 dCi	M9R	1995	110 150	06.07 →	<b>KF-1044</b> (3 pcs)  <b>KV-107</b>	<b>A:</b> 250 <b>D:</b> 24 <b>E:</b> 21  With Bearing Hydraulic Con Cuscinetto Idrraulico	<b>CY-106</b>
2.5	QR25DE	2488	124 161	06.07 →	<b>KF-1043</b> (3 pcs)	<b>A:</b> 240 <b>D:</b> 24 <b>E:</b> 21  With Bearing Hydraulic Con Cuscinetto Idrraulico	

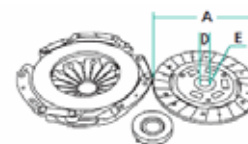
**A** = Disc diameter  
**D** = Disc centring diameter  
**E** = N. of disc teeth

**A** = Scheibendurchmesser  
**D** = Zentrierdurchmesser Scheibe  
**E** = Zähnezahl Scheibe

**A** = Diámetro disco  
**D** = Diámetro centrage disco  
**E** = N° dientes disco

**A** = Diamètre du disque  
**D** = Diamètre centrage du disque  
**E** = Nbre de dents du disque

**A** = Diametro disco  
**D** = Diametro centraggio disco  
**E** = N° denti disco



		<b>CC</b>	<b>KW HP</b>			<b>KF</b> Clutch Kit/ Kit frizione <b>VL</b> Flywheel/ Volano <b>KV</b> Clutch Kit + Flywheel	<b>FR</b> Master Cylinder/ Cilindro maestro <b>CY</b> Slave Cylinder/ Cilindro secondario
---	---	-----------	------------------	---	---	---	--

## ATLEON

<b>120.35</b>		2953	88 120	09.00 →	<b>KF-1034</b> (3 pcs)	A: 240 D: 29 E: 10	
<b>120.56</b>		2953	88 120	09.00 →	<b>KF-1034</b> (3 pcs)	A: 240 D: 29 E: 10	

## CABSTAR E

<b>110.35</b>		2953	78 106	10.98 → 10.06	<b>KF-1034</b> (3 pcs)	A: 240 D: 29 E: 10	
<b>110.45</b>		2953	78 106	10.98 → 10.06	<b>KF-1034</b> (3 pcs)	A: 240 D: 29 E: 10	
<b>120.35</b>		2953	88 120	10.98 → 10.06	<b>KF-1034</b> (3 pcs)	A: 240 D: 29 E: 10	
<b>120.45</b>		2953	88 120	10.98 → 10.06	<b>KF-1034</b> (3 pcs)	A: 240 D: 29 E: 10	



KF Clutch Kit




VL Flywheel



KV Clutch Kit + Flywheel



FR Master Cylinder



CY Slave Cylinder

		<b>CC</b>	<b>KW HP</b>			<b>KF</b> Clutch Kit/ Kit frizione <b>VL</b> Flywheel/ Volano <b>KV</b> Clutch Kit + Flywheel	<b>FR</b> Master Cylinder/ Cilindro maestro <b>CY</b> Slave Cylinder/ Cilindro secondario
--	--	-----------	------------------	--	--	---	--

## AGILA (H00)

1.0		998	44 60	08.03 →	<b>KF-827</b> (3 pcs)	A: 190 D: 19 E: 18	
-----	--	-----	----------	---------	--------------------------	--------------------------	--

## ANTARA

2.0 CDTI		1991	110 150	05.06 →	<b>KF-W25</b> (3 pcs)  <b>KV-C00</b>	A: 240 D: 26 E: 23	With Bearing Hydraulic Con Cuscinetto Idraulico
----------	--	------	------------	---------	---	--------------------------	--

## CAMPO (TF\_)

2.5 D (TFR54)	4 JA1	2499	56 76	08.91 → 06.94	<b>KF-904</b> (3 pcs)	A: 215 D: 25 E: 24	<b>CY-998</b> <b>FR-997</b>
2.5 D 4x4 (TFS54)	4 JA1	2499	56 76	08.91 → 06.94	<b>KF-909</b> (3 pcs)  <b>KF-907</b> (3 pcs)	A: 225 D: 25 E: 24 A: 215 D: 25 E: 24	<b>CY-998</b> <b>FR-997</b>
2.5 TD (TFR54)	4 JA1T	2499	56 76	07.94 →	<b>KF-909</b> (3 pcs)  <b>KF-907</b> (3 pcs)	A: 225 D: 25 E: 24 A: 215 D: 25 E: 24	<b>CY-998</b> <b>FR-997</b>

## CORSA A (93\_, 94\_, 98\_)

1.5 D		1488	37 50	09.87 → 03.93	<b>KF-908</b> (3 pcs)	A: 185 D: 25 E: 14	08.88→
1.5 TD		1488	49 67	03.88 → 03.93	<b>KF-908</b> (3 pcs)	A: 185 D: 25 E: 14	

## CORSA A TR (91\_, 92\_, 96\_, 97\_)

1.5 D		1488	37 50	10.87 → 11.92	<b>KF-908</b> (3 pcs)	A: 185 D: 25 E: 14	08.88→
1.5 TD		1488	49 67	10.87 → 03.93	<b>KF-908</b> (3 pcs)	A: 185 D: 25 E: 14	

## KADETT E (33\_, 34\_, 43\_)

1.5 TD	15 DT (T4EC1)	1488	53 72	07.88 → 08.91	<b>KF-908</b> (3 pcs)	A: 185 D: 25 E: 14	
--------	------------------	------	----------	---------------	--------------------------	--------------------------	--

## KADETT E (39\_, 49\_)

1.5 TD	15 DT (T4EC1)	1488	53 72	07.88 → 08.91	<b>KF-908</b> (3 pcs)	A: 185 D: 25 E: 14	
--------	------------------	------	----------	---------------	--------------------------	--------------------------	--

## MONTEREY A (UBS\_)

3.1 TD (UBS69_)	4 JG2TC	3059	84 114	09.91 → 07.98	<b>KF-920</b> (3 pcs)	A: 250 D: 25 E: 24	<b>CY-996</b>
-----------------	---------	------	-----------	---------------	--------------------------	--------------------------	---------------

A = Disc diameter

D = Disc centring diameter

E = N. of disc teeth

A = Scheibendurchmesser

D = Zentrierdurchmesser Scheibe

E = Zähnezah Scheibe

A = Diámetro disco

D = Diámetro centrage disco

E = Nº dientes disco

A = Diamètre du disque

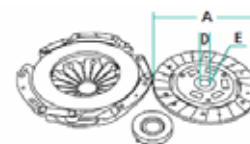
D = Diamètre centrage du disque





E = Nbre de dents du disque

A = Diámetro disco

D = Diámetro centrage disco

E = Nº denti disco



		CC	KW HP			KF Clutch Kit/ Kit frizione VL Flywheel/ Volano KV Clutch Kit + Flywheel	FR Master Cylinder/ Cilindro maestro CY Slave Cylinder/ Cilindro secondario
<b>MONTEREY A (UBS_)</b>							
3.2 (UBS25_)	6VD1	3165	130 177	06.92 → 07.98	<b>KF-921</b> (3 pcs)	A: 260 D: 25 E: 24	<b>CY-995</b> <b>FR-997</b>
<b>MOVANO (J9)</b>							
1.9 DTI		1870	59 80	09.00 → 10.01	<b>KF-1049</b> (2 pcs) <b>KF-1022</b> (2 pcs)	A: 240 D: 24 E: 21 A: 240 D: 24 E: 21	
2.2 DTI		2188	66 90	09.00 →	<b>KF-1023</b> (2 pcs)	A: 240 D: 24 E: 21	<b>CY-150</b>
<b>VIVARO</b>							
1.9 DTI		1870	74 101	08.01 →	<b>KF-1049</b> (2 pcs) <b>KF-1022</b> (2 pcs)	A: 240 D: 24 E: 21 A: 240 D: 24 E: 21	<b>CY-150</b>



KF Clutch Kit




VL Flywheel



KV Clutch Kit + Flywheel



FR Master Cylinder



CY Slave Cylinder



# PEUGEOT

		<b>CC</b>	<b>KW HP</b>			<b>KF</b> Clutch Kit/ Kit frizione <b>VL</b> Flywheel/ Volano <b>KV</b> Clutch Kit + Flywheel	<b>FR</b> Master Cylinder/ Cilindro maestro <b>CY</b> Slave Cylinder/ Cilindro secondario
---	---	-----------	------------------	---	---	---	--

## 107

<b>1.0</b>	1KR (384 F)	998	50 68	06.05 →	<b>KF-2091</b> (3 pcs)  <b>KF-2108</b> (3 pcs)	A: 190 D: 22 E: 19 A: 200 D: 22 E: 19	Semi-automatic Gearbox Cambio Robotizzato
<b>1.4 HDi</b>	8HT (DV4TD)	1398	40 54	06.05 →	<b>KF-2096</b> (3 pcs)	A: 200 D: 22 E: 19	

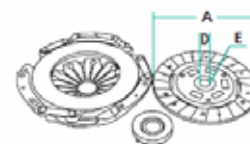
A = Disc diameter  
 D = Disc centring diameter  
 E = N. of disc teeth

A = Scheibendurchmesser  
 D = Zentrierdurchmesser Scheibe  
 E = Zahnzahl Scheibe

A = Diámetro disco  
 D = Diámetro centrage disco  
 E = Nº dientes disco

A = Diamètre du disque  
 D = Diamètre centrage du disque  
 E = Nbre de dents du disque

A = Diametro disco  
 D = Diametro centraggio disco  
 E = Nº denti disco



		<b>CC</b>	<b>KW HP</b>			<b>KF</b> Clutch Kit/ Kit frizione <b>VL</b> Flywheel/ Volano <b>KV</b> Clutch Kit + Flywheel	<b>FR</b> Master Cylinder/ Cilindro maestro <b>CY</b> Slave Cylinder/ Cilindro secondario
---	---	-----------	------------------	---	---	---	--

## PORTER

1.0	CB42	993	35 48	07.94 →	<b>KF-699</b> (3 pcs) <b>KF-698</b> (3 pcs)	<b>A:</b> 180 <b>D:</b> 22 <b>E:</b> 20 <b>A:</b> 180 <b>D:</b> 20 <b>E:</b> 18	
1.0	CB41	993	33 45	02.93 → 06.94	<b>KF-698</b> (3 pcs) <b>KF-699</b> (3 pcs)	<b>A:</b> 180 <b>D:</b> 20 <b>E:</b> 18 <b>A:</b> 180 <b>D:</b> 22 <b>E:</b> 20	
1.2 D		1221	26 35	05.95 →	<b>KF-645</b> (3 pcs)		
1.3 i 16V		1295	48 65	05.98 →	<b>KF-620</b> (3 pcs)	<b>A:</b> 190 <b>D:</b> 22 <b>E:</b> 20	
1.3 i 16V 4x4		1295	48 65	05.98 →	<b>KF-620</b> (3 pcs)	<b>A:</b> 190 <b>D:</b> 22 <b>E:</b> 20	
1.4 D		1371	28 38	04.98 →	<b>KF-645</b> (3 pcs)		



KF Clutch Kit



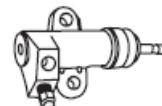
VL Flywheel



KV Clutch Kit + Flywheel



FR Master Cylinder



CY Slave Cylinder

# PROTON

		<b>CC</b>	<b>KW HP</b>			<b>KF</b> Clutch Kit/ Kit frizione <b>VL</b> Flywheel/ Volano <b>KV</b> Clutch Kit + Flywheel	<b>FR</b> Master Cylinder/ Cilindro maestro <b>CY</b> Slave Cylinder/ Cilindro secondario
--	--	-----------	------------------	--	--	---	--

## PERSONA 300

<b>313i</b>	Mitsubishi G13B	1299	55 75	03.96 →	<b>KF-560</b> (3 pcs)	A: 185 D: 22 E: 20	
<b>315 GLi/GLSi</b>		1468	66 90	03.96 →	<b>KF-561</b> (3 pcs)	A: 200 D: 22 E: 20	
<b>315 GLSi</b>	Mitsubishi G15B	1468	64 87	09.96 →	<b>KF-561</b> (3 pcs)	A: 200 D: 22 E: 20	
<b>316</b>	4G92	1597	70 95	03.96 →	<b>KF-562</b> (3 pcs)	A: 200 D: 22 E: 20	
<b>316 GLXi</b>	4G92	1597	83 113	03.96 →	<b>KF-562</b> (3 pcs)	A: 200 D: 22 E: 20	

## PERSONA 400

<b>413 GLSi</b>	4G13	1299	55 75	01.94 →	<b>KF-560</b> (3 pcs)	A: 185 D: 22 E: 20	
<b>415 GLi/GLSi</b>	4G15	1468	66 90	01.94 →	<b>KF-561</b> (3 pcs)	A: 200 D: 22 E: 20	
<b>416 GLXi</b>	4G92	1597	83 113	01.94 →	<b>KF-562</b> (3 pcs)	A: 200 D: 22 E: 20	
<b>416 i</b>	4G92	1597	70 95	12.95 →	<b>KF-562</b> (3 pcs)	A: 200 D: 22 E: 20	
<b>418 GLXi</b>	4 G 93	1834	85 115	05.96 →	<b>KF-563</b> (3 pcs)	A: 215 D: 22 E: 20	
<b>420 D</b>	4 D 68 T	1998	60 82	09.96 →	<b>KF-564</b> (3 pcs)	A: 200 D: 22 E: 20	
<b>420 GLS D</b>	4 D 68	1998	48 65	05.96 →	<b>KF-564</b> (3 pcs)	A: 200 D: 22 E: 20	

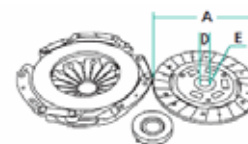
A = Disc diameter  
D = Disc centring diameter  
E = N. of disc teeth

A = Scheibendurchmesser  
D = Zentrierdurchmesser Scheibe  
E = Zähnezahl Scheibe

A = Diámetro disco  
D = Diámetro centrage disco  
E = Nº dientes disco

A = Diamètre du disque  
D = Diamètre centrage du disque  
E = Nbre de dents du disque

A = Diametro disco  
D = Diametro centraggio disco  
E = Nº denti disco



		<b>CC</b>	<b>KW HP</b>			<b>KF</b> Clutch Kit/ Kit frizione <b>VL</b> Flywheel/ Volano <b>KV</b> Clutch Kit + Flywheel	<b>FR</b> Master Cylinder/ Cilindro maestro <b>CY</b> Slave Cylinder/ Cilindro secondario
---	---	-----------	------------------	---	---	---	--

## MASTER II (JD/ND)

1.9 dTi		1870	59 80	09.00 →	<b>KF-1049</b> (2 pcs)  <b>KF-1022</b> (2 pcs)	A: 240 D: 24 E: 21  A: 240 D: 24 E: 21	
---------	--	------	----------	---------	--	--	--

## TRAFIC (FL)

1.9 dCi 100		1870	74 101	03.01 →	<b>KF-1049</b> (2 pcs)  <b>KF-1022</b> (2 pcs)	A: 240 D: 24 E: 21  A: 240 D: 24 E: 21	<b>CY-150</b>
1.9 dCi 80		1870	60 82	03.01 →	<b>KF-1049</b> (2 pcs)  <b>KF-1022</b> (2 pcs)	A: 240 D: 24 E: 21  A: 240 D: 24 E: 21	<b>CY-150</b>



KF Clutch Kit



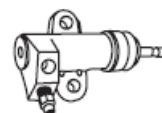
VL Flywheel



KV Clutch Kit + Flywheel



FR Master Cylinder



CY Slave Cylinder

# ROVER

		<b>CC</b>	<b>KW HP</b>			<b>KF</b> Clutch Kit/ Kit frizione <b>VL</b> Flywheel/ Volano <b>KV</b> Clutch Kit + Flywheel	<b>FR</b> Master Cylinder/ Cilindro maestro <b>CY</b> Slave Cylinder/ Cilindro secondario
--	--	-----------	------------------	--	--	---	--

## 200 (XH)

<b>213 S</b>	EV 2	1342	54 73	09.85 → 09.89	<b>KF-404</b> (3 pcs)	A: 190 D: 20 E: 19	
--------------	------	------	----------	---------------	--------------------------	--------------------------	--

## 200 (XW)

<b>214 Si/Gsi</b>	14 K4C 14 K4D	1396	66 90	10.89 → 10.95	<b>KF-404</b> (3 pcs)	A: 190 D: 20 E: 19	
<b>216 GSi</b>	D 16 A7	1590	85 116	10.89 → 10.95	<b>KF-499</b> (3 pcs)	A: 200 D: 22 E: 20	
<b>216 GSi</b>	D 16 Z2	1590	82 112	10.89 → 10.95	<b>KF-499</b> (3 pcs)	A: 200 D: 22 E: 20	

## 400 (XW)

<b>416 GSi</b>	D 16 Z2	1590	82 112	04.90 → 04.95	<b>KF-499</b> (3 pcs)	A: 200 D: 22 E: 20	
<b>416 GSi/GSE</b>	D 16 A7	1590	85 116	04.90 → 04.95	<b>KF-499</b> (3 pcs)	A: 200 D: 22 E: 20	

## 600 (RH)

<b>618 i/Si</b>		1850	85 115	03.96 → 02.99	<b>KF-443</b> (3 pcs)	A: 225 D: 26 E: 24	
<b>620 Si</b>		1997	96 131	08.93 → 02.99	<b>KF-443</b> (3 pcs)	A: 225 D: 26 E: 24	
<b>623 Si</b>		2259	116 158	08.93 → 02.99	<b>KF-443</b> (3 pcs)	A: 225 D: 26 E: 24	

## 800

<b>825 Si/Sterling (XS)</b>	C 25 A2	2494	127 173	01.87 → 12.91	<b>KF-432</b> (3 pcs)	A: 225 D: 25,5 E: 24	
<b>825 Si/Sterling (XS)</b>	C 25 A2	2494	123 167	10.86 → 10.88	<b>KF-432</b> (3 pcs)	A: 225 D: 25,5 E: 24	
<b>825 Si/Sterling (XS) Cat.</b>	C 25 A1	2494	110 150	10.86 → 12.91	<b>KF-432</b> (3 pcs)	A: 225 D: 25,5 E: 24	
<b>827 Si/Sterling (XS)</b>	C 27 A2	2675	130 177	02.88 → 12.91	<b>KF-445</b> (3 pcs)	A: 225 D: 25,5 E: 24	
<b>827 Si/Sterling (XS) Cat.</b>	C 27 A1	2675	124 169	02.88 → 02.99	<b>KF-445</b> (3 pcs)	A: 225 D: 25,5 E: 24	
<b>827 Vitesse (XS) Cat.</b>	C 27 A1	2675	124 169	10.88 → 12.91	<b>KF-445</b> (3 pcs)	A: 225 D: 25,5 E: 24	
<b>827 Vitesse/SLI</b>	C 27 A2	2675	130 177	10.88 → 12.91	<b>KF-445</b> (3 pcs)	A: 225 D: 25,5 E: 24	

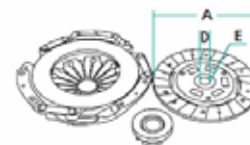
A = Disc diameter  
D = Disc centring diameter  
E = N. of disc teeth

A = Scheibendurchmesser  
D = Zentrierdurchmesser Scheibe  
E = Zahnzahl Scheibe

A = Diámetro disco  
D = Diámetro centrage disco  
E = Nº dientes disco

A = Diamètre du disque  
D = Diamètre centrage du disque  
E = Nbre de dents du disque

A = Diametro disco  
D = Diametro centraggio disco  
E = Nº denti disco



		<b>CC</b>	<b>KW HP</b>			<b>KF</b> Clutch Kit/ Kit frizione <b>VL</b> Flywheel/ Volano <b>KV</b> Clutch Kit + Flywheel	<b>FR</b> Master Cylinder/ Cilindro maestro <b>CY</b> Slave Cylinder/ Cilindro secondario
---	---	-----------	------------------	---	---	---	--

CEO							
2.4 16V Bi-Fuel		2351	93 126	06.10 →	<b>KF-510</b> (3 pcs)  <b>KF-510X</b>	A: 225 D: 26 E: 23	<b>FR-579</b>



KF Clutch Kit




VL Flywheel



KV Clutch Kit + Flywheel



FR Master Cylinder



CY Slave Cylinder



# SMART

		<b>CC</b>	<b>KW HP</b>			<b>KF</b> Clutch Kit/ Kit frizione <b>VL</b> Flywheel/ Volano <b>KV</b> Clutch Kit + Flywheel	<b>FR</b> Master Cylinder/ Cilindro maestro <b>CY</b> Slave Cylinder/ Cilindro secondario
--	--	-----------	------------------	--	--	---	--

## FORFOUR

<b>1.1 (454.030)</b>	M 134.910	1124	55 75	01.04 →	<b>KF-575</b> (3 pcs)	A: 200 D: 20 E: 17	<b>CY-M01</b>
<b>1.3 (454.031)</b>	M 135.930	1332	70 95	01.04 →	<b>KF-575</b> (3 pcs)	A: 200 D: 20 E: 17	<b>CY-M01</b>
<b>1.5</b>		1499	90 122	01.04 →	<b>KF-575</b> (3 pcs)	A: 200 D: 20 E: 17	<b>CY-M01</b>
<b>1.5 (454.032)</b>	M 135.950	1499	80 109	01.04 →	<b>KF-575</b> (3 pcs)	A: 200 D: 20 E: 17	<b>CY-M01</b>
<b>1.5 CDI (454.000)</b>	OM 639.939	1493	50 68	09.04 →	<b>KF-570</b> (3 pcs)	A: 225 D: 22 E: 28	<b>CY-M01</b>
<b>1.5 CDI (454.001)</b>	OM 639.939	1493	70 95	09.04 →	<b>KF-570</b> (3 pcs)	A: 225 D: 22 E: 28	<b>CY-M01</b>

## FORTWO

<b>0.8 CDi (451.300)</b>	OM660.950	799	33 45	01.07 →	<b>KF-575</b> (3 pcs)	A: 200 D: 20 E: 17	
<b>1.0 (451.330)</b>	M132.910	999	45 61	01.07 →	<b>KF-575</b> (3 pcs)	A: 200 D: 20 E: 17	
<b>1.0 (451.331)</b>	M132.910	999	52 71	01.07 →	<b>KF-575</b> (3 pcs)	A: 200 D: 20 E: 17	
<b>1.0 Brabus (451.333)</b>	M132.930	999	72 98	01.08 →	<b>KF-575</b> (3 pcs)	A: 200 D: 20 E: 17	
<b>1.0 Turbo (451.332)</b>	M132.930	999	62 84	01.07 →	<b>KF-575</b> (3 pcs)	A: 200 D: 20 E: 17	

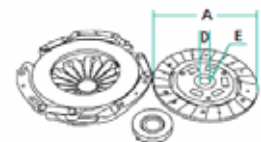
A = Disc diameter  
D = Disc centring diameter  
E = N. of disc teeth

A = Scheibendurchmesser  
D = Zentrierdurchmesser Scheibe  
E = Zähnezahl Scheibe

A = Diámetro disco  
D = Diámetro centrage disco  
E = Nº dientes disco

A = Diamètre du disque  
D = Diamètre centrage du disque  
E = Nbre de dents du disque

A = Diametro disco  
D = Diametro centraggio disco  
E = Nº denti disco



		<b>CC</b>	<b>KW HP</b>			<b>KF</b> Clutch Kit/ Kit frizione <b>VL</b> Flywheel/ Volano <b>KV</b> Clutch Kit + Flywheel	<b>FR</b> Master Cylinder/ Cilindro maestro <b>CY</b> Slave Cylinder/ Cilindro secondario
---	---	-----------	------------------	---	---	---	--

## ACTYON

<b>200 Xdi 4WD</b>		1998	104 141	10.06 →	<b>KF-S12</b> (3 pcs)	A: 240 D: 28 E: 25	With Bearing Hydraulic Con Cuscinetto Idraulico	<b>FR-S03</b>
--------------------	--	------	------------	---------	--------------------------	--------------------------	--	---------------

## ISTANA

<b>2.3</b>		2300		07.95 →	<b>KF-S06</b> (3 pcs)	A: 225 D: 24 E: 22		
<b>2.3 D</b>		2300		07.95 →	<b>KF-S04</b> (3 pcs)	A: 225 D: 24 E: 22		
<b>2.9 D (OM662)</b>				01.98 →	<b>KF-S05</b> (3 pcs)	A: 225 D: 24 E: 22		

## KORANDO (K4)

<b>2.2 D</b>	DC23	2238	50 68	12.88 → 12.96	<b>KF-904</b> (3 pcs)	A: 215 D: 25 E: 24		
--------------	------	------	----------	---------------	--------------------------	--------------------------	--	--

## KORANDO (KJ)

<b>2.0</b>		1998	94 128	05.97 →	<b>KF-S06</b> (3 pcs)	A: 225 D: 24 E: 22		
<b>2.3</b>		2295	105 143	01.99 →	<b>KF-S07</b> (3 pcs)	A: 225 D: 24 E: 22		
<b>2.3</b>	M 111.970	2295	103 140	05.97 →	<b>KF-S07</b> (3 pcs)	A: 225 D: 24 E: 22		
<b>2.3 D (KJ)</b>	OM 601.940	2299	58 79	12.96 →	<b>KF-S00</b> (3 pcs)	A: 225 D: 24 E: 22	02.97 →	
					<b>KF-S02</b> (3 pcs)	A: 225 D: 25 E: 24	→01.97	
<b>2.9 D</b>		2874	73 99	06.97 → 10.00	<b>KF-S08</b> (3 pcs)	A: 225 D: 24 E: 22		
<b>2.9 D (KJ)</b>	MB-OM 662	2874	72 98	12.96 →	<b>KF-S08</b> (3 pcs)	A: 225 D: 24 E: 22		
<b>2.9 TD</b>		2874	88 120	04.98 →	<b>KF-S15</b> (3 pcs)	A: 240 D: 24,5 E: 22		
					<b>KF-S14</b> (3 pcs)	A: 225 D: 24,5 E: 22		
					<b>KF-S13</b> (3 pcs)	A: 225 D: 24,5 E: 22		

## KYRON

<b>2.0 Xdi</b>		1998	104 141	05.05 →	<b>KF-S12</b> (3 pcs)	A: 240 D: 28 E: 25	With Bearing Hydraulic Con Cuscinetto Idraulico	<b>FR-S03</b>
----------------	--	------	------------	---------	--------------------------	--------------------------	--	---------------



KF Clutch Kit



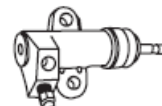
VL Flywheel



KV Clutch Kit + Flywheel



FR Master Cylinder



CY Slave Cylinder

# SSANGYONG

		<b>CC</b>	<b>KW HP</b>			<b>KF</b> Clutch Kit/ Kit frizione <b>VL</b> Flywheel/ Volano <b>KV</b> Clutch Kit + Flywheel	<b>FR</b> Master Cylinder/ Cilindro maestro <b>CY</b> Slave Cylinder/ Cilindro secondario
---	---	-----------	------------------	---	---	---	--

## KYRON

<b>2.0 Xdi 4x4</b>		1998	104 141	05.05 →	<b>KF-S12</b> (3 pcs)	A: 240 D: 28 E: 25	With Bearing Hydraulic Con Cuscinetto Idraulico	<b>FR-S03</b>
<b>2.7 Xdi</b>		2696	121 165	05.05 →	<b>KF-S11</b> (3 pcs)	A: 240 D: 28 E: 25	With Bearing Hydraulic Con Cuscinetto Idraulico	

## MUSSO (FJ)

<b>2.0</b>	E20	1998	93 126	10.96 →	<b>KF-S06</b> (3 pcs)	A: 225 D: 24 E: 22		
<b>2.3</b>	M 111.970	2295	103 140	10.96 →	<b>KF-S07</b> (3 pcs)	A: 225 D: 24 E: 22		
<b>2.3 D</b>	OM 601.940 MB-OM 661	2299	59 80	10.95 →	<b>KF-S00</b> (3 pcs)	A: 225 D: 24 E: 22		
<b>2.9 D</b>	MB-OM 662	2874	73 99	03.96 →	<b>KF-S01</b> (3 pcs)	A: 225 D: 24 E: 22		<b>FR-S97</b>
<b>2.9 TD</b>		2874	88 120	04.98 →	<b>KF-S15</b> (3 pcs)  <b>KV-S01</b> <b>VL-S01</b>	A: 240 D: 24,5 E: 22	Single-mass flywheel Volano monomassa	<b>FR-S97</b>

## REXTON

<b>2.7 Xdi</b>		2696	120 163	08.04 →	<b>KF-S10</b> (3 pcs)  <b>KV-S00</b> <b>VL-S00</b>	A: 240 D: 28 E: 25	With Bearing Hydraulic Con Cuscinetto Idraulico	<b>FR-S01</b>
<b>2.9 TD</b>		2874	88 120	04.02 →	<b>KF-S09</b> (3 pcs)	A: 240 D: 24 E: 22	With Bearing Hydraulic Con Cuscinetto Idraulico	

## RODIUS

<b>2.7 Xdi</b>		2696	120 163	05.05 →	<b>KF-S11</b> (3 pcs)	A: 240 D: 28 E: 25	With Bearing Hydraulic Con Cuscinetto Idraulico	<b>FR-S02</b>
<b>2.7 Xdi 4WD</b>		2696	120 163	05.05 →	<b>KF-S11</b> (3 pcs)	A: 240 D: 28 E: 25	With Bearing Hydraulic Con Cuscinetto Idraulico	<b>FR-S02</b>

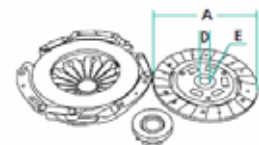
A = Disc diameter  
D = Disc centring diameter  
E = N. of disc teeth

A = Scheibendurchmesser  
D = Zentrierdurchmesser Scheibe  
E = Zahnzahl Scheibe

A = Diámetro disco  
D = Diámetro centrage disco  
E = Nº dientes disco

A = Diamètre du disque  
D = Diamètre centrage du disque  
E = Nbre de dents du disque

A = Diametro disco  
D = Diametro centraggio disco  
E = Nº denti disco



		<b>CC</b>	<b>KW HP</b>			<b>KF</b> Clutch Kit/ Kit frizione <b>VL</b> Flywheel/ Volano <b>KV</b> Clutch Kit + Flywheel	<b>FR</b> Master Cylinder/ Cilindro maestro <b>CY</b> Slave Cylinder/ Cilindro secondario
---	---	-----------	------------------	---	---	---	--

## 1800 XT COUPE (XT)

Turbo 4WD	EA82	1782	100 136	11.84 → 12.90	<b>KF-708</b> (3 pcs)	A: 225 D: 25 E: 24	
Turbo 4WD	EA82	1782	96 131	01.87 → 12.90	<b>KF-708</b> (3 pcs)	A: 225 D: 25 E: 24	
Turbo 4WD	EA82	1782	88 120	01.88 → 12.90	<b>KF-708</b> (3 pcs)	A: 225 D: 25 E: 24	

## FORESTER

2.0		1994	110 150	01.08 →	<b>KF-718</b> (3 pcs)	A: 225 D: 25 E: 24	
-----	--	------	------------	---------	--------------------------	--------------------------	--

## FORESTER (SF)

2.0	EJ20	1994	90 122	08.97 → 09.02	<b>KF-718</b> (3 pcs)	A: 225 D: 25 E: 24	<b>CY-700</b> <b>FR-700</b>
2.0	EJ20	1994	92 125	06.98 → 09.02	<b>KF-719</b> (3 pcs)	A: 225 D: 25 E: 24	<b>CY-700</b> <b>FR-700</b>
2.0 S Turbo	EJ205	1994	130 177	04.01 → 09.02	<b>KF-720</b> (3 pcs) <b>KV-701</b>	A: 230 D: 25 E: 24	<b>CY-700</b> <b>FR-700</b>
2.0 S Turbo	EJ20	1994	125 170	06.98 → 04.01	<b>KF-720</b> (3 pcs) <b>KV-701</b>	A: 230 D: 25 E: 24	<b>CY-700</b> <b>FR-700</b>

## FORESTER (SG)

2.0	EJ20	1994	92 125	09.02 →	<b>KF-719</b> (3 pcs)	A: 225 D: 25 E: 24	<b>CY-700</b> <b>FR-701</b>
2.0 S Turbo	EJ20	1994	130 177	09.02 →	<b>KF-720</b> (3 pcs)	A: 230 D: 25 E: 24	<b>CY-700</b> <b>FR-701</b>
2.5	EJ25	2457	155 211	12.03 →	<b>KF-720</b> (3 pcs)	A: 230 D: 25 E: 24	<b>CY-704</b>

## FORESTER (SH)

2.0	EJ20	1994	110 150	01.08 →	<b>KF-718</b> (3 pcs)	A: 225 D: 25 E: 24	<b>CY-702</b>
2.0 D		1998	108 147	09.08 →	<b>KF-722</b> (3 pcs)	A: 240 D: 25 E: 24	

## IMPREZA

1.5		1498	79 107	02.08 →	<b>KF-718</b> (3 pcs)	A: 225 D: 25 E: 24	<b>CY-702</b>
1.5 4WD		1498	79 107	02.08 →	<b>KF-718</b> (3 pcs)	A: 225 D: 25 E: 24	<b>CY-702</b>



KF Clutch Kit




VL Flywheel



KV Clutch Kit + Flywheel



FR Master Cylinder



CY Slave Cylinder

# SUBARU

		<b>CC</b>	<b>KW HP</b>			<b>KF</b> Clutch Kit/ Kit frizione <b>VL</b> Flywheel/ Volano <b>KV</b> Clutch Kit + Flywheel	<b>FR</b> Master Cylinder/ Cilindro maestro <b>CY</b> Slave Cylinder/ Cilindro secondario
---	---	-----------	------------------	---	---	---	--

## IMPREZA

2.0		1994	110 150	02.08 →	<b>KF-721</b> (3 pcs)	A: 225 D: 25 E: 24	<b>CY-702</b>
2.0 D 4WD		1998	110 150	01.09 →	<b>KF-722</b> (3 pcs)	A: 240 D: 25 E: 24	
2.0R		1994	110 150	08.07 →	<b>KF-718</b> (3 pcs)	A: 225 D: 25 E: 24	

## IMPREZA (GC)

1.6 i	EJ161	1597	70 95	06.98 → 12.00	<b>KF-704</b> (3 pcs)	A: 225 D: 25 E: 24	
1.6 i	EJ16	1597	66 90	08.92 → 12.00	<b>KF-711</b> (3 pcs)	A: 215 D: 25 E: 24	
1.6 i 4WD	EJ16	1597	66 90	08.92 → 12.00	<b>KF-704</b> (3 pcs)  <b>KF-711</b> (3 pcs)	A: 225 D: 25 E: 24  A: 215 D: 25 E: 24	08.94→
1.8 i 4WD	EJ18 EJ18E	1820	76 103	08.92 → 12.00	<b>KF-711</b> (3 pcs)  <b>KF-704</b> (3 pcs)	A: 215 D: 25 E: 24  A: 225 D: 25 E: 24	→04.93  05.93→
2.0 AWD		1994	206 280	09.98 → 09.00	<b>KF-720</b> (3 pcs)	A: 230 D: 25 E: 24	
2.0 i 4WD	EJ20	1994	92 125	06.98 → 12.00	<b>KF-715</b> (3 pcs)	A: 225 D: 25 E: 24	
2.0 i 4WD	EJ20	1994	85 115	10.95 → 12.00	<b>KF-715</b> (3 pcs)  <b>KV-700</b>	A: 225 D: 25 E: 24	
2.0 Turbo GT 4WD	EJ20 (Turbo)	1994	155 211	03.94 → 12.00	<b>KF-720</b> (3 pcs)  <b>KF-715</b> (3 pcs)  <b>KV-700</b>	A: 230 D: 25 E: 24  A: 225 D: 25 E: 24	08.96→  →08.96
2.0 Turbo GT 4WD	EJ205	1994	160 218	06.98 → 12.00	<b>KF-720</b> (3 pcs)	A: 230 D: 25 E: 24	

## IMPREZA (GD, GG)

1.6 AWD	EJ16	1597	70 95	12.00 →	<b>KF-704</b> (3 pcs)	A: 225 D: 25 E: 24	<b>CY-700</b>
---------	------	------	----------	---------	--------------------------	--------------------------	---------------

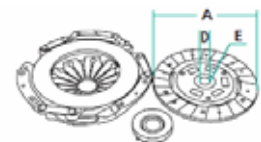
A = Disc diameter  
D = Disc centring diameter  
E = N. of disc teeth

A = Scheibendurchmesser  
D = Zentrierdurchmesser Scheibe  
E = Zahnzahl Scheibe

A = Diámetro disco  
D = Diámetro centrage disco  
E = N° dientes disco

A = Diamètre du disque  
D = Diamètre centrage du disque  
E = Nbre de dents du disque

A = Diametro disco  
D = Diametro centraggio disco  
E = N° denti disco



		<b>CC</b>	<b>KW HP</b>			<b>KF</b> Clutch Kit/ Kit frizione <b>VL</b> Flywheel/ Volano <b>KV</b> Clutch Kit + Flywheel	<b>FR</b> Master Cylinder/ Cilindro maestro <b>CY</b> Slave Cylinder/ Cilindro secondario
---	---	-----------	------------------	---	---	---	--

## IMPREZA (GD, GG)

<b>2.0</b>	EJ20	1994	92 125	12.00 →	<b>KF-704</b> (3 pcs)	A: 225 D: 25 E: 24	<b>CY-700</b> <b>FR-701</b>
<b>2.0 R</b>	EJ204	1994	118 160	09.05 →	<b>KF-721</b> (3 pcs)	A: 225 D: 25 E: 24	<b>CY-702</b>
<b>2.0 WRX STi</b>	EJ207	1994	195 265	11.01 →	<b>KF-723</b> (3 pcs)	A: 240 D: 25 E: 24	<b>CY-703</b>
<b>2.0 WRX Turbo</b>	EJ205	1994	160 218	12.00 →	<b>KF-720</b> (3 pcs)	A: 230 D: 25 E: 24	<b>CY-700</b> <b>FR-701</b>
<b>2.5 WRX</b>	EJ255	2457	169 230	09.05 →	<b>KF-720</b> (3 pcs)	A: 230 D: 25 E: 24	<b>CY-704</b>

## IMPREZA (GF)

<b>1.6 i 4WD</b>	EJ16	1597	66 90	08.92 → 12.00	<b>KF-711</b> (3 pcs)	A: 215 D: 25 E: 24	
					<b>KF-704</b> (3 pcs)		08.94→
<b>1.8 i 4WD</b>	EJ18	1820	76 103	08.92 → 12.00	<b>KF-711</b> (3 pcs)	A: 215 D: 25 E: 24	→04.93
					<b>KF-704</b> (3 pcs)	A: 225 D: 25 E: 24	05.93→
					<b>KF-705</b> (3 pcs)	A: 200 D: 22 E: 21	Front Wheel Drive Trazione anteriore
<b>2.0 4WD</b>	EJ20	1994	85 115	12.95 → 12.00	<b>KF-715</b> (3 pcs)	A: 225 D: 25 E: 24	
					<b>KV-700</b>		
<b>2.0 i Turbo 4WD</b>	EJ20 (Turbo)	1994	155 211	03.94 → 12.00	<b>KF-715</b> (3 pcs)	A: 225 D: 25 E: 24	
					<b>KV-700</b>		
<b>2.0 Turbo GT 4WD</b>	EJ205	1994	160 218	06.98 → 12.00	<b>KF-720</b> (3 pcs)	A: 230 D: 25 E: 24	

## IMPREZA (GFC)

<b>1.6 4WD</b>	EJ161	1597	66 90	12.96 → 12.00	<b>KF-711</b> (3 pcs)	A: 215 D: 25 E: 24	
<b>2.0 4WD</b>	EJ20	1994	85 115	12.95 → 12.00	<b>KF-715</b> (3 pcs)	A: 225 D: 25 E: 24	
					<b>KV-700</b>		
<b>2.0 Turbo 4WD</b>	EJ20G	1994	155 211	12.96 → 12.00	<b>KF-720</b> (3 pcs)	A: 230 D: 25 E: 24	



KF Clutch Kit




VL Flywheel



KV Clutch Kit + Flywheel



FR Master Cylinder



CY Slave Cylinder

# SUBARU

		<b>CC</b>	<b>KW HP</b>			<b>KF</b> Clutch Kit/ Kit frizione <b>VL</b> Flywheel/ Volano <b>KV</b> Clutch Kit + Flywheel	<b>FR</b> Master Cylinder/ Cilindro maestro <b>CY</b> Slave Cylinder/ Cilindro secondario
---	---	-----------	------------------	---	---	---	--

## JUSTY I (KAD)

1000	EF10	998	37 50	05.87 → 10.95	<b>KF-703</b> (3 pcs)	A: 180 D: 19 E: 23	
1000	EF10	998	40 54	11.84 → 06.89	<b>KF-703</b> (3 pcs)	A: 180 D: 19 E: 23	
1000 4WD (KAD-A)	EF10	998	40 54	11.84 → 12.90	<b>KF-703</b> (3 pcs)	A: 180 D: 19 E: 23	
1200	EF12	1190	49 67	05.87 → 10.95	<b>KF-707</b> (3 pcs)	A: 180 D: 19 E: 23	→07.93
1200 4WD	EF12	1190	55 75	10.90 → 12.94	<b>KF-707</b> (3 pcs)	A: 180 D: 19 E: 23	
1200 4WD	EF12	1190	50 68	10.86 → 12.90	<b>KF-707</b> (3 pcs)	A: 180 D: 19 E: 23	
1200 4WD (KAD-A)	EF12	1190	49 67	05.87 → 05.91	<b>KF-707</b> (3 pcs)	A: 180 D: 19 E: 23	

## JUSTY II (JMA, MS)

1.3 GX 4x4	EF13	1298	50 68	10.95 → 11.03	<b>KF-822</b> (3 pcs)	A: 200 D: 22 E: 20	
------------	------	------	----------	---------------	--------------------------	--------------------------	--

## JUSTY III (G3X)

1.3	M13A	1328	69 94	09.03 →	<b>KF-827</b> (3 pcs)	A: 190 D: 19 E: 18	
1.5	M15A	1490	73 99	09.03 →	<b>KF-827</b> (3 pcs)	A: 190 D: 19 E: 18	

## JUSTY IV

1.0	1KR-FE	998	51 69	01.07 →	<b>KF-623</b> (3 pcs)	A: 180 D: 22 E: 20	
-----	--------	-----	----------	---------	--------------------------	--------------------------	--

## LEGACY I (BC)

1.6i 16V		1600		02.89 →	<b>KF-705</b> (3 pcs)	A: 200 D: 22 E: 21	<b>CY-700</b> <b>FR-702</b>
1800	EJ18 SPI	1820	76 103	01.89 → 12.93	<b>KF-705</b> (3 pcs)	A: 200 D: 22 E: 21	<b>CY-700</b> <b>FR-702</b>
1800 4WD	EJ18 SPI	1820	76 103	01.89 → 09.91	<b>KF-704</b> (3 pcs)	A: 225 D: 25 E: 24	<b>CY-700</b> <b>FR-702</b>
2000 4WD	EJ20 EMPI	1994	85 116	08.91 → 07.94	<b>KF-704</b> (3 pcs)	A: 225 D: 25 E: 24	<b>CY-700</b> <b>FR-702</b>
2000 Turbo 4WD	EJ20-GN	1994	147 200	05.92 → 07.94	<b>KF-715</b> (3 pcs)	A: 225 D: 25 E: 24	<b>CY-700</b> <b>FR-702</b>

A = Disc diameter

D = Disc centring diameter

E = N. of disc teeth

A = Scheibendurchmesser

D = Zentrierdurchmesser Scheibe

E = Zähnezahl Scheibe

A = Diámetro disco

D = Diámetro centraxe disco

E = Nº dientes disco

A = Diamètre du disque

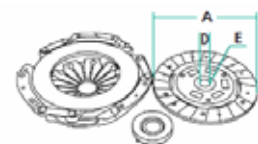
D = Diamètre centrage du disque

E = Nbre de dents du disque

A = Diametro disco

D = Diametro centraggio disco

E = Nº denti disco





		<b>CC</b>	<b>KW HP</b>			<b>KF</b> Clutch Kit/ Kit frizione <b>VL</b> Flywheel/ Volano <b>KV</b> Clutch Kit + Flywheel	<b>FR</b> Master Cylinder/ Cilindro maestro <b>CY</b> Slave Cylinder/ Cilindro secondario
---	---	-----------	------------------	---	---	---	--

## LEGACY I (BC)

<b>2200 4WD</b>	EJ22 EMPI	2212	100 136	01.89 → 07.94	<b>KF-704</b> (3 pcs)	A: 225 D: 25 E: 24	<b>CY-700</b> <b>FR-702</b>
-----------------	-----------	------	------------	---------------	--------------------------	--------------------------	--------------------------------

## LEGACY I (BJF)

<b>1800</b>	EJ18 SPI	1820	76 103	01.89 → 07.94	<b>KF-705</b> (3 pcs)	A: 200 D: 22 E: 21	<b>CY-700</b> <b>FR-702</b>
<b>1800 4WD</b>	EJ18 SPI	1820	76 103	01.89 → 07.94	<b>KF-704</b> (3 pcs)	A: 225 D: 25 E: 24	<b>CY-700</b> <b>FR-702</b>
<b>2000</b>	EJ20 EMPI	1994	85 116	09.91 → 12.93	<b>KF-713</b> (3 pcs)	A: 225 D: 25 E: 24	<b>CY-700</b> <b>FR-702</b>
<b>2000 4WD</b>	EJ20 EMPI	1994	85 116	09.91 → 07.94	<b>KF-704</b> (3 pcs)	A: 225 D: 25 E: 24	<b>CY-700</b> <b>FR-702</b>
<b>2000 Turbo Super 4WD</b>	EJ20-GN	1994	147 200	05.92 → 07.94	<b>KF-715</b> (3 pcs)	A: 225 D: 25 E: 24	<b>CY-700</b> <b>FR-702</b>
<b>2200 Super 4WD</b>	EJ22 EMPI	2212	100 136	01.89 → 07.94	<b>KF-704</b> (3 pcs)	A: 225 D: 25 E: 24	<b>CY-700</b> <b>FR-702</b>

## LEGACY II (BD, BG)

<b>2.0 i 4WD</b>	EJ20	1994	85 116	09.94 → 03.99	<b>KF-704</b> (3 pcs)	A: 225 D: 25 E: 24	<b>CY-700</b> <b>FR-702</b>
<b>2.2 i 4WD</b>	EJ22 EMPI	2212	96 131	06.96 → 03.99	<b>KF-704</b> (3 pcs)	A: 225 D: 25 E: 24	<b>CY-700</b> <b>FR-702</b>
<b>2.2 i 4WD</b>	EJ22 EMPI	2212	94 128	09.94 → 03.99	<b>KF-704</b> (3 pcs)	A: 225 D: 25 E: 24	<b>CY-700</b> <b>FR-702</b>
<b>2.5 i 4WD</b>	EJ25D	2457	110 150	06.96 → 03.99	<b>KF-718</b> (3 pcs)	A: 225 D: 25 E: 24	<b>CY-700</b> <b>FR-702</b>

## LEGACY III (BE, BH)

<b>2.0</b>	EJ20	1994	92 125	04.99 → 08.03	<b>KF-721</b> (3 pcs)  <b>KV-702</b> <b>VL-702</b>	A: 225 D: 25 E: 24  Dual-mass flywheel Volano bimassa	<b>CY-700</b>
<b>2.5</b>	EJ25	2457	115 156	10.98 → 08.03	<b>KF-721</b> (3 pcs)  <b>KV-702</b> <b>VL-702</b>	A: 225 D: 25 E: 24  Dual-mass flywheel Volano bimassa	<b>CY-700</b> <b>FR-700</b>



KF Clutch Kit



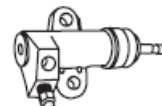
VL Flywheel



KV Clutch Kit + Flywheel



FR Master Cylinder



CY Slave Cylinder

		<b>CC</b>	<b>KW HP</b>			<b>KF</b> Clutch Kit/ Kit frizione <b>VL</b> Flywheel/ Volano <b>KV</b> Clutch Kit + Flywheel	<b>FR</b> Master Cylinder/ Cilindro maestro <b>CY</b> Slave Cylinder/ Cilindro secondario
---	---	-----------	------------------	---	---	---	--

## LEGACY IV

2.0	EJ20	1994	101 138	09.03 →	<b>KF-721</b> (3 pcs)  <b>KV-702</b>  <b>VL-702</b>	<b>A:</b> 225 <b>D:</b> 25 <b>E:</b> 24	<b>CY-702</b>  <b>FR-700</b>  Dual-mass flywheel Volano bimassa
2.0 D		1998	110 150	02.08 →	<b>KF-722</b> (3 pcs)	<b>A:</b> 240 <b>D:</b> 25 <b>E:</b> 24	
2.5	EJ25	2457	121 165	09.03 →	<b>KF-721</b> (3 pcs)  <b>KV-702</b>  <b>VL-702</b>	<b>A:</b> 225 <b>D:</b> 25 <b>E:</b> 24	<b>CY-702</b>  <b>FR-700</b>  Dual-mass flywheel Volano bimassa

## LEONE I (AB)

1300	EA65	1299	45 61	03.79 → 10.84	<b>KF-710</b> (3 pcs)	<b>A:</b> 180 <b>D:</b> 19 <b>E:</b> 23	
1600	EA71	1595	63 86	03.79 → 10.84	<b>KF-702</b> (3 pcs)	<b>A:</b> 200 <b>D:</b> 22 <b>E:</b> 21	10.80→
1600 4WD	EA71	1595	52 71	03.79 → 10.84	<b>KF-702</b> (3 pcs)	<b>A:</b> 200 <b>D:</b> 22 <b>E:</b> 21	→07.84
1800 4WD	EA81	1781	59 80	09.80 → 10.84	<b>KF-702</b> (3 pcs)	<b>A:</b> 200 <b>D:</b> 22 <b>E:</b> 21	
1800 4WD	EA81	1781	60 82	09.80 → 10.84	<b>KF-702</b> (3 pcs)	<b>A:</b> 200 <b>D:</b> 22 <b>E:</b> 21	
1800 FWD				01.79 → 12.84	<b>KF-702</b> (3 pcs)	<b>A:</b> 200 <b>D:</b> 22 <b>E:</b> 21	

## LEONE II

1.8		1781	77 105	06.85 → 07.86	<b>KF-702</b> (3 pcs)	<b>A:</b> 200 <b>D:</b> 22 <b>E:</b> 21	
1300	EA65	1299	48 65	11.84 → 09.91	<b>KF-702</b> (3 pcs)	<b>A:</b> 200 <b>D:</b> 22 <b>E:</b> 21	
1600	EA71	1595	55 74	11.84 → 09.91	<b>KF-702</b> (3 pcs)	<b>A:</b> 200 <b>D:</b> 22 <b>E:</b> 21	
1800 4WD	EA82	1781	66 90	11.84 → 12.90	<b>KF-708</b> (3 pcs)	<b>A:</b> 225 <b>D:</b> 25 <b>E:</b> 24	
1800 4WD Cat.	EA82	1781	70 95	07.86 → 09.91	<b>KF-708</b> (3 pcs)	<b>A:</b> 225 <b>D:</b> 25 <b>E:</b> 24	
1800 Turbo 4WD	EA82	1782	100 136	11.84 → 12.90	<b>KF-708</b> (3 pcs)	<b>A:</b> 225 <b>D:</b> 25 <b>E:</b> 24	

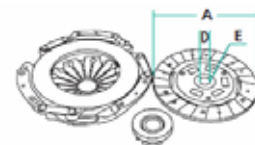
A = Disc diameter  
 D = Disc centring diameter  
 E = N. of disc teeth

A = Scheibendurchmesser  
 D = Zentrierdurchmesser Scheibe  
 E = Zahnzahl Scheibe

A = Diámetro disco  
 D = Diámetro centrage disco  
 E = Nº dientes disco

A = Diamètre du disque  
 D = Diamètre centrage du disque  
 E = Nbre de dents du disque

A = Diametro disco  
 D = Diametro centraggio disco  
 E = Nº denti disco



		<b>CC</b>	<b>KW HP</b>			<b>KF</b> Clutch Kit/ Kit frizione <b>VL</b> Flywheel/ Volano <b>KV</b> Clutch Kit + Flywheel	<b>FR</b> Master Cylinder/ Cilindro maestro <b>CY</b> Slave Cylinder/ Cilindro secondario
---	---	-----------	------------------	---	---	---	--

## LIBERO (E10, E12)

1.0 4WD (E10, KJ6)	EF10	998	37 50	01.83 → 12.87	<b>KF-707</b> (3 pcs) <b>KF-703</b> (3 pcs)	A: 180 D: 19 E: 23 A: 180 D: 19 E: 23	09.85→ →08.85
1.2 4WD (E12, KJ8)	EF12	1190	38 52	08.86 → 02.00	<b>KF-707</b> (3 pcs)	A: 180 D: 19 E: 23	
1.2 i 4WD (E12, FA)	EF12	1189	40 54	08.91 → 02.00	<b>KF-707</b> (3 pcs)	A: 180 D: 19 E: 23	

## MINIBUS (EF10)

1.0 4WD (KJ5)				01.86 →	<b>KF-707</b> (3 pcs)	A: 180 D: 19 E: 23	
1.0 4WD (KJ6)				10.83 →	<b>KF-703</b> (3 pcs)	A: 180 D: 19 E: 23	

## MINIBUS (EF12)

1.2 4WD (KJ8)				08.86 →	<b>KF-707</b> (3 pcs)	A: 180 D: 19 E: 23	
---------------	--	--	--	---------	--------------------------	--------------------------	--

## MV (AS\_)

1.8	EA81	1781	60 82	05.81 → 08.86	<b>KF-702</b> (3 pcs)	A: 200 D: 22 E: 21	
-----	------	------	----------	---------------	--------------------------	--------------------------	--

## OUTBACK

2.0 D		1998	110 150	09.08 →	<b>KF-722</b> (3 pcs)	A: 240 D: 25 E: 24	
2.5	EJ25D	2457	121 165	11.03 →	<b>KF-721</b> (3 pcs) <b>KV-702</b> <b>VL-702</b>	A: 225 D: 25 E: 24	<b>CY-702</b>  Dual-mass flywheel Volano bimassa

## REX II/ MINI JUMBO

700	EK42	665	27 37	08.82 → 06.89	<b>KF-700</b> (3 pcs)	A: 160 D: 19,4 E: 23	
-----	------	-----	----------	---------------	--------------------------	----------------------------	--

## REX III/ MINI JUMBO/ M80-70

0.8	EN08	758	31 42	06.89 → 03.92	<b>KF-703</b> (3 pcs)	A: 180 D: 19 E: 23	
-----	------	-----	----------	---------------	--------------------------	--------------------------	--

## TREZIA

1.3i		1329	73 99	01.11 →	<b>KF-2105</b> (3 pcs)	A: 200 D: 24 E: 21	With Bearing Hydraulic Con Cuscinetto Idraulico
1.4 D		1364	66 90	01.11 →	<b>KF-2117</b> (3 pcs)	A: 225 D: 24 E: 21	With Bearing Hydraulic Con Cuscinetto Idraulico



KF Clutch Kit




VL Flywheel



KV Clutch Kit + Flywheel



FR Master Cylinder



CY Slave Cylinder

# SUBARU

		<b>CC</b>	<b>KW HP</b>			<b>KF</b> Clutch Kit/ Kit frizione <b>VL</b> Flywheel/ Volano <b>KV</b> Clutch Kit + Flywheel	<b>FR</b> Master Cylinder/ Cilindro maestro <b>CY</b> Slave Cylinder/ Cilindro secondario
--	--	-----------	------------------	--	--	---	--

VIVIO							
<b>660 4WD</b>	EN07E	658	32 44	03.92 → 10.95	<b>KF-716</b> (3 pcs)  <b>KF-714</b> (3 pcs)	<b>A:</b> 170 <b>D:</b> 19 <b>E:</b> 23  <b>A:</b> 160 <b>D:</b> 19 <b>E:</b> 23	Front Wheel Drive Trazione anteriore

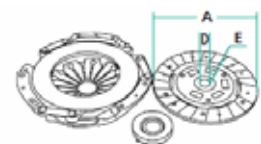
A = Disc diameter  
 D = Disc centring diameter  
 E = N. of disc teeth

A = Scheibendurchmesser  
 D = Zentrierdurchmesser Scheibe  
 E = Zähnezahl Scheibe

A = Diámetro disco  
 D = Diámetro centrage disco  
 E = Nº dientes disco

A = Diamètre du disque  
 D = Diamètre centrage du disque  
 E = Nbre de dents du disque

A = Diametro disco  
 D = Diametro centraggio disco  
 E = N° denti disco



		<b>CC</b>	<b>KW HP</b>			<b>KF</b> Clutch Kit/ Kit frizione <b>VL</b> Flywheel/ Volano <b>KV</b> Clutch Kit + Flywheel	<b>FR</b> Master Cylinder/ Cilindro maestro <b>CY</b> Slave Cylinder/ Cilindro secondario
---	---	-----------	------------------	---	---	---	--

## ALTO I (SS80)

0.8 (SS80F, SS80G)	F8B	796	29 39	06.82 → 12.85	<b>KF-803</b> (3 pcs)	A: 160 D: 17 E: 32	
--------------------	-----	-----	----------	---------------	--------------------------	--------------------------	--

## ALTO II (EC)

0.8 (SB308/CA)	F8B	796	29 39	01.86 → 11.93	<b>KF-803</b> (3 pcs)	A: 160 D: 17 E: 32	
----------------	-----	-----	----------	---------------	--------------------------	--------------------------	--

## ALTO III (EF)

1.0	G10B G10BB	993	43 58	01.00 →	<b>KF-819</b> (3 pcs)	A: 170 D: 20 E: 18	
1.0	G10B	993	39 53	09.94 → 06.02	<b>KF-819</b> (3 pcs)	A: 170 D: 20 E: 18	

## ALTO IV (FF)

1.1	F10DN F10D	1061	46 63	06.02 →	<b>KF-844</b> (3 pcs)	A: 170 D: 19 E: 18	
-----	---------------	------	----------	---------	--------------------------	--------------------------	--

## ALTO V (GF)

1.0	K10B	996	50 68	01.09 →	<b>KF-843</b> (3 pcs)	A: 190 D: 19 E: 18	
-----	------	-----	----------	---------	--------------------------	--------------------------	--

## BALENO (EG)

1.3	G13BA	1298	52 71	09.96 → 05.02	<b>KF-827</b> (3 pcs)  <b>KF-807</b> (3 pcs)	A: 190 D: 19 E: 18  A: 190 D: 19 E: 18	01.99 →  →12.98	<b>CY-801</b> <b>FR-899</b>
1.3 i 16V	G13B	1298	63 85	07.95 → 05.02	<b>KF-807</b> (3 pcs)	A: 190 D: 19 E: 18	→01.99	<b>CY-801</b> <b>FR-899</b>
1.6 i 16V	G16B	1590	72 98	07.95 → 05.02	<b>KF-807</b> (3 pcs)	A: 190 D: 19 E: 18		<b>CY-801</b> <b>FR-899</b>
1.6 i 16V 4x4	G16B	1590	72 98	07.95 → 05.02	<b>KF-820</b> (3 pcs)	A: 200 D: 22 E: 20		<b>CY-801</b> <b>FR-899</b>
1.8 GT	J18A	1839	89 121	03.96 → 05.02	<b>KF-828</b> (3 pcs)	A: 200 D: 22 E: 20		<b>CY-801</b> <b>FR-899</b>
1.9 TD		1905	55 75	04.98 → 05.02	<b>KF-839</b> (3 pcs)	A: 215 D: 22 E: 26		<b>CY-801</b> <b>FR-899</b>

## CARRY (FD)

0.8 (DA21) F8A			29	01.86 →	<b>KF-813</b> (3 pcs)	A: 180 D: 20 E: 18		
----------------	--	--	----	---------	--------------------------	--------------------------	--	--

## CARRY (ST90V)

0.8	F8A	791	27 37	11.80 → 10.85	<b>KF-809</b> (3 pcs)	A: 180 D: 20 E: 18	04.81 →	
-----	-----	-----	----------	---------------	--------------------------	--------------------------	---------	--



KF Clutch Kit




VL Flywheel



KV Clutch Kit + Flywheel



FR Master Cylinder



CY Slave Cylinder

		<b>CC</b>	<b>KW HP</b>			<b>KF</b> Clutch Kit/ Kit frizione <b>VL</b> Flywheel/ Volano <b>KV</b> Clutch Kit + Flywheel	<b>FR</b> Master Cylinder/ Cilindro maestro <b>CY</b> Slave Cylinder/ Cilindro secondario
---	---	-----------	------------------	---	---	---	--

## COUPE'

1.0 ( SC100GX ) F10A				05.79 →	<b>KF-813</b> (3 pcs)	A: 180 D: 20 E: 18	
-------------------------	--	--	--	---------	--------------------------	--------------------------	--

## GRAND VITARA

1.6 4 ruote motrici	M16A	1586	78 106	04.05 →	<b>KF-838</b> (3 pcs)	A: 215 D: 29 E: 21	With Bearing Hydraulic Con Cuscinetto Idraulico
1.9 DDiS		1870	95 129	10.05 →	<b>KF-824</b> (2 pcs)	A: 240 D: 30 E: 21	
1.9 TD			55	01.98 →	<b>KF-891</b> (3 pcs)	A: 200 D: 23 E: 20	04.98 →

## GRAND VITARA (FT, GT)

1.6	G16B	1590	69 94	03.98 →	<b>KF-832</b> (3 pcs)  <b>KF-832X</b>	A: 215 D: 22 E: 20	<b>CY-802</b> <b>FR-802</b>
2.0	J20A	1995	94 128	03.98 →	<b>KF-830</b> (3 pcs)  <b>KF-830X</b>	A: 225 D: 22 E: 20	<b>CY-802</b> <b>FR-802</b>
2.0 HDI 110	RHW	1997	80 109	07.01 →	<b>KF-815</b> (3 pcs)  <b>KF-840</b> (3 pcs)	A: 225 D: 23 E: 20 A: 240 D: 29 E: 21	02.02 → 02.06  03.06 → <b>CY-802</b> <b>FR-802</b>
2.0 TD Intercooler	RF	1998	64 87	03.98 →	<b>KF-817</b> (3 pcs)  <b>KV-803</b>	A: 225 D: 29 E: 21	<b>FR-802</b>
2.5 V6 24V	H 25 A	2493	116 158	04.01 →	<b>KF-845</b> (3 pcs)	A: 225 D: 30 E: 21	<b>CY-802</b> <b>FR-802</b>
2.5 V6 24V (FT)	H 25 A	2493	106 144	04.98 →	<b>KF-845</b> (3 pcs)	A: 225 D: 30 E: 21	<b>CY-802</b> <b>FR-802</b>

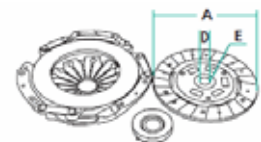
## IGNIS (FH)

1.3	M13A	1328	61 83	10.00 → 09.03	<b>KF-827</b> (3 pcs)	A: 190 D: 19 E: 18	
1.3 4WD	M13A	1328	61 83	10.00 → 09.03	<b>KF-827</b> (3 pcs)	A: 190 D: 19 E: 18	

## IGNIS II

1.3	M13A	1328	69 94	09.03 →	<b>KF-827</b> (3 pcs)	A: 190 D: 19 E: 18	
-----	------	------	----------	---------	--------------------------	--------------------------	--

**A** = Disc diameter      **A** = Scheibendurchmesser      **A** = Diámetro disco      **A** = Diamètre du disque      **A** = Diametro disco  
**D** = Disc centring diameter      **D** = Zentrierdurchmesser Scheibe      **D** = Diámetro centrage disco      **D** = Diamètre centrage du disque      **D** = Diametro centraggio disco  
**E** = N. of disc teeth      **E** = Zähnezahl Scheibe      **E** = Nº dientes disco      **E** = Nbre de dents du disque      **E** = Nº denti disco



		<b>CC</b>	<b>KW HP</b>			<b>KF</b> Clutch Kit/ Kit frizione <b>VL</b> Flywheel/ Volano <b>KV</b> Clutch Kit + Flywheel	<b>FR</b> Master Cylinder/ Cilindro maestro <b>CY</b> Slave Cylinder/ Cilindro secondario
---	---	-----------	------------------	---	---	---	--

## IGNIS II

1.3 DDiS	Z13DT	1248	51 70	09.03 →	<b>KF-837</b> (3 pcs)  <b>KV-802</b>  <b>VL-800</b>	A: 215 D: 19 E: 14	Dual-mass flywheel Volano bimassa
1.5	M15A	1490	73 99	09.03 →	<b>KF-827</b> (3 pcs)	A: 190 D: 19 E: 18	
1.5 4x4	M15A	1490	73 99	09.03 →	<b>KF-827</b> (3 pcs)	A: 190 D: 19 E: 18	
1.5 Sport	M15A	1490	80 109	12.03 →	<b>KF-827</b> (3 pcs)	A: 190 D: 19 E: 18	

## JIMNY (FJ)

1.3 4x4	G13BB	1298	63 86	09.98 → 08.00	<b>KF-831</b> (3 pcs)  <b>KF-831X</b>	A: 190 D: 22 E: 20	
1.3 16V	G13BB	1298	59 80	09.98 →	<b>KF-831</b> (3 pcs)  <b>KF-831X</b>	A: 190 D: 22 E: 20	
1.3 16V	M13A	1328	60 82	02.01 →	<b>KF-831</b> (3 pcs)  <b>KF-831X</b>	A: 190 D: 22 E: 20	
1.3 16V 4WD	G13BB	1298	59 80	09.98 →	<b>KF-831</b> (3 pcs)  <b>KF-831X</b>	A: 190 D: 22 E: 20	
1.3 16V 4WD	M13A	1328	60 82	02.01 →	<b>KF-831</b> (3 pcs)  <b>KF-831X</b>	A: 190 D: 22 E: 20	
1.5 DDiS 4WD	K9K 700	1461	48 65	12.03 →	<b>KF-839</b> (3 pcs)	A: 215 D: 22 E: 26	
1.5 DDiS 4x4	K9K 266	1461	63 86	08.05 →	<b>KF-839</b> (3 pcs)  <b>KF-842</b> (3 pcs)	A: 215 D: 22 E: 26  A: 215 D: 22 E: 26	06.07→

## LIANA (ER)

1.3	M13A	1328	66 90	03.02 →	<b>KF-833</b> (3 pcs)	A: 200 D: 22 E: 20	01.03→ <b>CY-801</b>
1.6	M16A	1586	78 106	04.02 →	<b>KF-833</b> (3 pcs)	A: 200 D: 22 E: 20	01.03→ <b>CY-801</b>



KF Clutch Kit




VL Flywheel



KV Clutch Kit + Flywheel



FR Master Cylinder



CY Slave Cylinder



		<b>CC</b>	<b>KW HP</b>			<b>KF</b> Clutch Kit/ Kit frizione <b>VL</b> Flywheel/ Volano <b>KV</b> Clutch Kit + Flywheel	<b>FR</b> Master Cylinder/ Cilindro maestro <b>CY</b> Slave Cylinder/ Cilindro secondario
--	--	-----------	------------------	--	--	---	--

## LIANA (ER)

1.6	M16A	1586	76 103	03.02 →	<b>KF-833</b> (3 pcs)	A: 200 D: 22 E: 20	<b>CY-801</b>
1.6 4WD	M16A	1586	78 106	04.02 →	<b>KF-822</b> (3 pcs)	A: 200 D: 22 E: 20	<b>CY-801</b>
1.6 4WD		1586	76 103	03.02 →	<b>KF-822</b> (3 pcs)	A: 200 D: 22 E: 20	<b>CY-801</b>

## LJ 80

0.8	F8A	791	29 39	01.80 → 01.84	<b>KF-800</b> (3 pcs)	A: 180 D: 20 E: 18	
-----	-----	-----	----------	---------------	--------------------------	--------------------------	--

## SAMURAI (SJ)

1.0 (SJ 410)	F10A	970	33 45	11.88 →	<b>KF-814</b> (3 pcs)	A: 180 D: 20 E: 18	
1.3 (SJ 413)	G13A	1324	44 60	11.88 →	<b>KF-805</b> (3 pcs) <b>KF-805X</b>	A: 190 D: 22 E: 20	01.89→
1.3 (SJ 413)	G13A	1324	47 64	11.88 →	<b>KF-805</b> (3 pcs) <b>KF-805X</b>	A: 190 D: 22 E: 20	01.89→
1.3 (SJ 413)	G13BA	1298	51 70	11.88 →	<b>KF-805</b> (3 pcs) <b>KF-805X</b>	A: 190 D: 22 E: 20	02.91→
1.9 TD	XUD9	1905	46 63	11.98 →	<b>KF-839</b> (3 pcs)	A: 215 D: 22 E: 26	

## SANTANA

1.0 (SJ410) F10A				01.84 →	<b>KF-894</b> (3 pcs)	A: 180 D: 20 E: 18	
1.0 (SJ410) F10A MADE IN SPAIN				04.82 → 03.88	<b>KF-894</b> (3 pcs)	A: 180 D: 20 E: 18	
1.3 (SJ413)				01.85 →	<b>KF-895</b> (3 pcs)	A: 190 D: 23 E: 20	

## SJ 410

1.0	F10A	970	33 45	09.81 → 12.88	<b>KF-804</b> (3 pcs) <b>KF-814</b> (3 pcs)	A: 180 D: 20 E: 18 A: 180 D: 20 E: 18	06.84→ →05.84
1.3	G13A	1324	47 64	09.84 → 12.88	<b>KF-805</b> (3 pcs) <b>KF-805X</b>	A: 190 D: 22 E: 20	

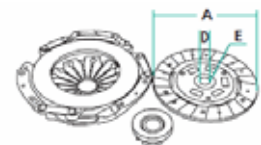
A = Disc diameter  
D = Disc centring diameter  
E = N. of disc teeth

A = Scheibendurchmesser  
D = Zentrierdurchmesser Scheibe  
E = Zahnzahl Scheibe

A = Diámetro disco  
D = Diámetro centrage disco  
E = Nº dientes disco

A = Diamètre du disque  
D = Diamètre centrage du disque  
E = Nbre de dents du disque

A = Diametro disco  
D = Diametro centraggio disco  
E = Nº denti disco



		<b>CC</b>	<b>KW HP</b>			<b>KF</b> Clutch Kit/ Kit frizione <b>VL</b> Flywheel/ Volano <b>KV</b> Clutch Kit + Flywheel	<b>FR</b> Master Cylinder/ Cilindro maestro <b>CY</b> Slave Cylinder/ Cilindro secondario
---	---	-----------	------------------	---	---	---	--

## SJ 413

1.3	G13A	1324	44 60	08.86 → 08.90	<b>KF-805</b> (3 pcs)  <b>KF-805X</b>	<b>A:</b> 190 <b>D:</b> 22 <b>E:</b> 20	
-----	------	------	----------	---------------	--	---	--

## SPLASH

1.0	K10B	997	48 65	01.08 →	<b>KF-843</b> (3 pcs)	<b>A:</b> 190 <b>D:</b> 19 <b>E:</b> 18	
1.2	K12B	1242	63 86	01.08 →	<b>KF-843</b> (3 pcs)	<b>A:</b> 190 <b>D:</b> 19 <b>E:</b> 18	
1.3 CDTI	D13A Z13DTJ	1248	55 75	01.08 →	<b>KF-841</b> (3 pcs)	<b>A:</b> 215 <b>D:</b> 22 <b>E:</b> 20	With Bearing Hydraulic Con Cuscinetto Idrraulico

## SUPER CARRY (ED)

1.0	F10A	970	33 45	10.85 → 03.99	<b>KF-813</b> (3 pcs)  <b>KF-801</b> (3 pcs)	<b>A:</b> 180 <b>D:</b> 20 <b>E:</b> 18  <b>A:</b> 180 <b>D:</b> 20 <b>E:</b> 18	
1.0	F10A	970	31 42	10.92 → 03.99	<b>KF-813</b> (3 pcs)	<b>A:</b> 180 <b>D:</b> 20 <b>E:</b> 18	
1.0	F10A	970	30 41	09.94 → 03.99	<b>KF-813</b> (3 pcs)	<b>A:</b> 180 <b>D:</b> 20 <b>E:</b> 18	

## SUPERCARRY ( SK410 )

1.0 ( F10A )			33	01.86 →	<b>KF-813</b> (3 pcs)	<b>A:</b> 180 <b>D:</b> 20 <b>E:</b> 18	
--------------	--	--	----	---------	--------------------------	---	--

## SWIFT (SF413)

1.3 (SF413, AK35)	G13BA	1298	50 68	09.91 → 10.96	<b>KF-807</b> (3 pcs)	<b>A:</b> 190 <b>D:</b> 19 <b>E:</b> 18	
-------------------	-------	------	----------	---------------	--------------------------	---	--

## SWIFT I (AA)

1.0 (SA310, AA41/43)	G10A G10	993	37 50	10.83 → 03.89	<b>KF-802</b> (3 pcs)	<b>A:</b> 160 <b>D:</b> 19 <b>E:</b> 18	
1.3 (SA413, AA51)	G13A	1324	50 68	10.84 → 03.89	<b>KF-807</b> (3 pcs)	<b>A:</b> 190 <b>D:</b> 19 <b>E:</b> 18	
1.3 (SA413, AA51/53)	G13A	1324	54 73	10.84 → 03.89	<b>KF-807</b> (3 pcs)	<b>A:</b> 190 <b>D:</b> 19 <b>E:</b> 18	
1.3 (SA413, AA53)	G13A	1324	47 64	08.86 → 03.89	<b>KF-807</b> (3 pcs)	<b>A:</b> 190 <b>D:</b> 19 <b>E:</b> 18	
1.3 GTi/GXi (SA413, AA33)	G13B	1289	74 101	08.86 → 03.89	<b>KF-807</b> (3 pcs)	<b>A:</b> 190 <b>D:</b> 19 <b>E:</b> 18	



KF Clutch Kit




VL Flywheel



KV Clutch Kit + Flywheel



FR Master Cylinder



CY Slave Cylinder

		<b>CC</b>	<b>KW HP</b>			<b>KF</b> Clutch Kit/ Kit frizione <b>VL</b> Flywheel/ Volano <b>KV</b> Clutch Kit + Flywheel	<b>FR</b> Master Cylinder/ Cilindro maestro <b>CY</b> Slave Cylinder/ Cilindro secondario
--	--	-----------	------------------	--	--	---	--

## SWIFT II (AH, AJ)

1.3 (SF413, AH35)	G13A	1324	52 71	03.89 → 12.91	<b>KF-807</b> (3 pcs)	A: 190 D: 19 E: 18	
1.3 (SF413, AH35, MA)	G13A	1324	50 68	03.89 → 05.01	<b>KF-807</b> (3 pcs)	A: 190 D: 19 E: 18	
1.6 (SF416, AH14)	G16B	1590	70 95	11.89 → 12.91	<b>KF-822</b> (3 pcs)	A: 200 D: 22 E: 20	<b>CY-801</b> <b>FR-899</b>
1.6 4WD (SF416, AJ14)	G16B	1590	70 95	11.89 → 12.91	<b>KF-822</b> (3 pcs)	A: 200 D: 22 E: 20	<b>CY-801</b> <b>FR-899</b>
1.6 i (SF416, AH14)	G16B	1590	68 92	01.90 → 05.01	<b>KF-822</b> (3 pcs)	A: 200 D: 22 E: 20	<b>CY-801</b> <b>FR-899</b>
1.6 i 4WD (SF416, AJ14)	G16B	1590	68 92	01.90 → 05.01	<b>KF-822</b> (3 pcs)	A: 200 D: 22 E: 20	<b>CY-801</b> <b>FR-899</b>

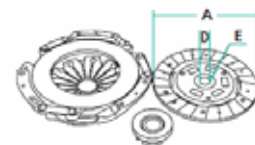
## SWIFT II (EA, MA)

1.0 (SF310, AA44)	G10A	993	37 50	03.89 → 05.01	<b>KF-819</b> (3 pcs)	A: 170 D: 20 E: 18	
1.0 i (SF310, AA44)	G10A	993	39 53	09.91 → 05.01	<b>KF-819</b> (3 pcs)	A: 170 D: 20 E: 18	
1.0 i (SF310, AA44)	G10A	993	40 54	03.89 → 12.91	<b>KF-819</b> (3 pcs)	A: 170 D: 20 E: 18	
1.3 (SF413, AB35)	G13A	1324	52 71	03.89 → 12.91	<b>KF-807</b> (3 pcs)	A: 190 D: 19 E: 18	
1.3 (SF413, AB35)	G13A	1298	50 68	03.89 → 05.01	<b>KF-807</b> (3 pcs)	A: 190 D: 19 E: 18	
1.3 4WD (SF413, AA35)	G13A	1324	50 68	03.89 → 05.01	<b>KF-822</b> (3 pcs)	A: 200 D: 22 E: 20	
1.3 4WD (SF413, AF35)	G13A	1324	52 71	10.89 → 12.91	<b>KF-822</b> (3 pcs)	A: 200 D: 22 E: 20	
1.3 GTi (SF413, AA34)	G13B	1298	74 101	03.89 → 05.01	<b>KF-807</b> (3 pcs)	A: 190 D: 19 E: 18	

## SWIFT III (SG)

1.3	M13A	1328	68 92	02.05 →	<b>KF-827</b> (3 pcs)	A: 190 D: 19 E: 18	
1.3 DDIS	Z13DT	1248	51 69	08.05 →	<b>KF-834</b> (3 pcs)  <b>KV-800</b>  <b>VL-800</b>	A: 215 D: 19 E: 14  With Bearing Hydraulic Con Cuscinetto Idraulico  Dual-mass flywheel Volano bimassa	

**A** = Disc diameter    **A** = Scheibendurchmesser    **A** = Diámetro disco    **A** = Diamètre du disque    **A** = Diametro disco  
**D** = Disc centring diameter    **D** = Zentrierdurchmesser Scheibe    **D** = Diámetro centraje disco    **D** = Diamètre centrage du disque    **D** = Diametro centraggio disco  
**E** = N. of disc teeth    **E** = Zahnzahl Scheibe    **E** = Nº dientes disco    **E** = Nbre de dents du disque    **E** = Nº denti disco



		<b>CC</b>	<b>KW HP</b>			<b>KF</b> Clutch Kit/ Kit frizione <b>VL</b> Flywheel/ Volano <b>KV</b> Clutch Kit + Flywheel	<b>FR</b> Master Cylinder/ Cilindro maestro <b>CY</b> Slave Cylinder/ Cilindro secondario
---	---	-----------	------------------	---	---	---	--

## SWIFT III (SG)

<b>1.3 DDiS</b>	D13A Z13DTJ	1248	55 75	08.05 →	<b>KF-834</b> (3 pcs)  <b>KV-800</b> <b>VL-800</b>	A: 215 D: 19 E: 14	With Bearing Hydraulic Con Cuscinetto Idraulico  Dual-mass flywheel Volano bimassa
<b>1.5</b>	M15A	1490	75 102	02.05 →	<b>KF-827</b> (3 pcs)	A: 190 D: 19 E: 18	
<b>1.6</b>	M16A	1586	92 125	05.06 →	<b>KF-833</b> (3 pcs)	A: 200 D: 22 E: 20	

## SX4

<b>1.5</b>	M15A	1490	73 99	06.06 →	<b>KF-835</b> (3 pcs)	A: 200 D: 22 E: 20	With Bearing Hydraulic Con Cuscinetto Idraulico
<b>1.6 VVT</b>	M16A	1586	79 107	06.06 →	<b>KF-835</b> (3 pcs)	A: 200 D: 22 E: 20	With Bearing Hydraulic Con Cuscinetto Idraulico
<b>1.6 VVT 4x4</b>		1586	79 107	06.06 →	<b>KF-835</b> (3 pcs)	A: 200 D: 22 E: 20	With Bearing Hydraulic Con Cuscinetto Idraulico
<b>1.9 DDiS</b>	D19AA	1910	88 120	06.06 →	<b>KF-836</b> (3 pcs)  <b>KV-801</b> <b>VL-801</b>	A: 235 D: 23 E: 20	With Bearing Hydraulic Con Cuscinetto Idraulico  Dual-mass flywheel Volano bimassa
<b>1.9 DDiS 4x4</b>		1910	88 120	06.06 →	<b>KF-836</b> (3 pcs)  <b>KV-801</b> <b>VL-801</b>	A: 235 D: 23 E: 20	With Bearing Hydraulic Con Cuscinetto Idraulico  Dual-mass flywheel Volano bimassa
<b>2.0 DDiS</b>	D20AA	1956	99 135	07.09 →	<b>KF-836</b> (3 pcs)  <b>KV-801</b>	A: 235 D: 23 E: 20	With Bearing Hydraulic Con Cuscinetto Idraulico
<b>2.0 DDiS 4x4</b>	D20AA	1956	99 135	07.09 →	<b>KF-836</b> (3 pcs)  <b>KV-801</b>	A: 235 D: 23 E: 20	With Bearing Hydraulic Con Cuscinetto Idraulico

## VITARA (ET, TA)

<b>1.6 (ET)</b>	G16A	1589	60 82	07.88 → 12.91	<b>KF-808</b> (3 pcs)	A: 200 D: 22 E: 20	
<b>1.6 (TA)</b>	G16A	1589	59 80	07.88 → 03.98	<b>KF-808</b> (3 pcs)	A: 200 D: 22 E: 20	
<b>1.6 16V (ET)</b>	G16B	1589	71 97	07.90 → 03.98	<b>KF-825</b> (3 pcs)	A: 215 D: 22 E: 20	



KF Clutch Kit




VL Flywheel



KV Clutch Kit + Flywheel



FR Master Cylinder



CY Slave Cylinder

		<b>CC</b>	<b>KW HP</b>			<b>KF</b> Clutch Kit/ Kit frizione <b>VL</b> Flywheel/ Volano <b>KV</b> Clutch Kit + Flywheel	<b>FR</b> Master Cylinder/ Cilindro maestro <b>CY</b> Slave Cylinder/ Cilindro secondario
--	--	-----------	------------------	--	--	---	--

## VITARA (ET, TA)

1.9 D (ET)	XUD9A	1905	50 68	01.95 → 03.98	<b>KF-890</b> (3 pcs)  <b>KF-839</b> (3 pcs)	A: 200 D: 23 E: 20  A: 215 D: 22 E: 26	04.96→04.98          5MT	
1.9 D (ET)	XUD9SD	1905	55 75	08.96 → 03.98	<b>KF-890</b> (3 pcs)  <b>KF-839</b> (3 pcs)	A: 200 D: 23 E: 20  A: 215 D: 22 E: 26	→04.98          5MT	
2.0 16V (ET)	J20A	1995	97 132	12.96 → 03.98	<b>KF-823</b> (3 pcs)  <b>KF-823X</b>	A: 225 D: 22 E: 20		<b>FR-899</b>
2.0 TD (ET)	RF	1998	52 71	12.94 → 03.98	<b>KF-823</b> (3 pcs)  <b>KF-823X</b> <b>KV-803</b> <b>VL-802</b>	A: 225 D: 22 E: 20	03.96→	<b>FR-899</b>
2.0 TD Intercooler (ET)	RF	1998	64 87	12.95 → 03.98	<b>KF-823</b> (3 pcs)  <b>KF-823X</b> <b>KV-803</b> <b>VL-802</b>	A: 225 D: 22 E: 20	03.96→	<b>FR-899</b>
2.0 V6 24V (ET)	H 20 A	1998	100 136	12.94 → 03.98	<b>KF-823</b> (3 pcs)  <b>KF-823X</b>	A: 225 D: 22 E: 20		<b>FR-899</b>
2.5 V6 24V (FT)	H 25 A	2493	118 160	12.95 → 03.98	<b>KF-845</b> (3 pcs)	A: 225 D: 30 E: 21		

## WAGON R+ (EM)

1.0	K10A	996	48 65	02.98 → 05.00	<b>KF-826</b> (3 pcs)	A: 180 D: 20 E: 18		
1.2	K12A	1171	51 69	02.98 → 05.00	<b>KF-826</b> (3 pcs)	A: 180 D: 20 E: 18		
1.2 4WD		1171	51 69	02.98 → 05.00	<b>KF-826</b> (3 pcs)	A: 180 D: 20 E: 18		

## WAGON R+ (MM)

1.3	G13BB	1298	56 76	05.00 →	<b>KF-827</b> (3 pcs)	A: 190 D: 19 E: 18		
-----	-------	------	----------	---------	--------------------------	--------------------------	--	--

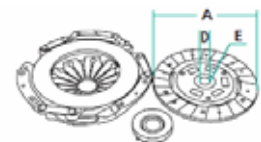
A = Disc diameter  
D = Disc centring diameter  
E = N. of disc teeth

A = Scheibendurchmesser  
D = Zentrierdurchmesser Scheibe  
E = Zahnzahl Scheibe

A = Diámetro disco  
D = Diámetro centrage disco  
E = Nº dientes disco

A = Diamètre du disque  
D = Diamètre centrage du disque  
E = Nbre de dents du disque

A = Diametro disco  
D = Diametro centraggio disco  
E = Nº denti disco



		<b>CC</b>	<b>KW HP</b>			<b>KF</b> Clutch Kit/ Kit frizione <b>VL</b> Flywheel/ Volano <b>KV</b> Clutch Kit + Flywheel	<b>FR</b> Master Cylinder/ Cilindro maestro <b>CY</b> Slave Cylinder/ Cilindro secondario
---	---	-----------	------------------	---	---	---	--

## WAGON R+ (MM)

1.3	M13A	1328	69 94	09.03 →	<b>KF-827</b> (3 pcs)	A: 190 D: 19 E: 18	
1.3 4WD		1298	56 76	10.01 →	<b>KF-827</b> (3 pcs)	A: 190 D: 19 E: 18	
1.3 DDiS	Z13DT	1248	51 70	09.03 →	<b>KF-837</b> (3 pcs)	A: 215 D: 19 E: 14	

## X-90 (EL)

1.6 i 16V	G16B	1590	71 97	09.95 →	<b>KF-825</b> (3 pcs)	A: 215 D: 22 E: 20	
1.6 i 16V 4x4	G16B	1590	71 97	09.95 →	<b>KF-825</b> (3 pcs)	A: 215 D: 22 E: 20	



KF Clutch Kit




VL Flywheel



KV Clutch Kit + Flywheel



FR Master Cylinder



CY Slave Cylinder

# TATA (TELCO)

		<b>CC</b>	<b>KW HP</b>			<b>KF</b> Clutch Kit/ Kit frizione <b>VL</b> Flywheel/ Volano <b>KV</b> Clutch Kit + Flywheel	<b>FR</b> Master Cylinder/ Cilindro maestro <b>CY</b> Slave Cylinder/ Cilindro secondario
--	--	-----------	------------------	--	--	---	--

## 2000 D

2.0 D						<b>KF-003</b> (3 pcs) A: 225 D: 29 E: 10	<b>CY-003</b> <b>FR-003</b>
-------	--	--	--	--	--	--	--------------------------------

## 2000 TD

2.0 TD						<b>KF-003</b> (3 pcs) A: 225 D: 29 E: 10	<b>CY-004</b> <b>FR-004</b>
--------	--	--	--	--	--	--	--------------------------------

## INDICA

1.4 D	475 DL	1405	39 53	10.98 →		<b>KF-007</b> (3 pcs) A: 190 D: 20 E: 18	
1.4 i	475 Si	1405	55 75	10.98 →		<b>KF-001</b> (3 pcs) A: 190 D: 20 E: 18	01.02→

## INDIGO

1.4		1405	62 85	01.03 →		<b>KF-006</b> (3 pcs) A: 190 D: 20 E: 18	
1.4 D		1405	46 62	01.03 →		<b>KF-008</b> (3 pcs) A: 200 D: 20 E: 18	

## INDIGO MARINA

1.4		1405	62 85	01.03 →		<b>KF-006</b> (3 pcs) A: 190 D: 20 E: 18	
1.4 D		1405	46 62	01.03 →		<b>KF-008</b> (3 pcs) A: 200 D: 20 E: 18	

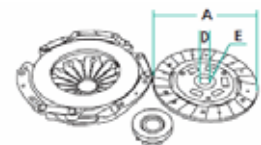
## SAFARI

1.9 D	483 DL	1948	66 90	04.00 →		<b>KF-005</b> (3 pcs) A: 225 D: 29 E: 10	
2.0 16V	483 PL	1948	101 137	06.99 →		<b>KF-005</b> (3 pcs) A: 225 D: 29 E: 10	
2.0 TD 4X4 (403.001)				02.01 →		<b>KF-005</b> (3 pcs) A: 225 D: 29 E: 10	

## XENON

2.2 DiCOR		179	103 140	01.09 →		<b>KF-019</b> (3 pcs) A: 240 D: 26 E: 23	
2.2 DiCOR 4x4		179	103 140	01.09 →		<b>KF-019</b> (3 pcs) A: 240 D: 26 E: 23	

**A** = Disc diameter    **A** = Scheibendurchmesser    **A** = Diámetro disco    **A** = Diamètre du disque    **A** = Diametro disco  
**D** = Disc centring diameter    **D** = Zentrierdurchmesser Scheibe    **D** = Diámetro centrage disco    **D** = Diamètre centrage du disque    **D** = Diametro centraggio disco  
**E** = N. of disc teeth    **E** = Zahnzahl Scheibe    **E** = Nº dientes disco    **E** = Nbre de dents du disque    **E** = Nº denti disco





		<b>CC</b>	<b>KW HP</b>			<b>KF</b> Clutch Kit/ Kit frizione <b>VL</b> Flywheel/ Volano <b>KV</b> Clutch Kit + Flywheel	<b>FR</b> Master Cylinder/ Cilindro maestro <b>CY</b> Slave Cylinder/ Cilindro secondario
---	---	-----------	------------------	---	---	---	--

## 1000 / COPAIN (KP30\_)

1.0	2K	993	33 45	04.69 →	<b>KF-201</b> (3 pcs)	A: 180 D: 21,5 E: 19	
-----	----	-----	----------	---------	--------------------------	----------------------------	--

## 4 RUNNER (\_ N130)

2.4 TD 4x4	2L-T	2446	66 90	08.89 → 11.95	<b>KF-2030</b> (3 pcs)	A: 225 D: 29,6 E: 21	01.92→	
					<b>KF-296</b> (3 pcs)	A: 225 D: 29 E: 21		
2.7 i 4x4	3RZ-FE	2694	112 152	11.95 → 03.96	<b>KF-2005</b> (3 pcs)	A: 250 D: 29 E: 21		<b>CY-240</b>
3.0 Turbo-D (KZN 130)	1KZ-T	2982	92 125	10.93 → 03.96	<b>KF-2032</b> (3 pcs)	A: 260 D: 29,5 E: 21		<b>CY-241</b> <b>FR-285</b>
					<b>KF-2032X</b>			
3.0 V6 (VZN 130)	3VZ-E	2959	105 143	07.90 → 11.95	<b>KF-275</b> (3 pcs)	A: 235 D: 29 E: 21		<b>CY-240</b> <b>FR-285</b>

## AURIS

1.33 Dual-VVTi	1NR-FE	1329	74 101	05.09 →	<b>KF-2105</b> (3 pcs)	A: 200 D: 24 E: 21	With Bearing Hydraulic Con Cuscinetto Idraulico	
1.4 D-4D	1ND-TV	1364	66 90	03.07 →	<b>KF-2070</b> (3 pcs)	A: 210 D: 24 E: 21	Semi-automatic Gearbox Cambio Robotizzato	<b>CY-207</b> MT5
					<b>KF-2098</b> (3 pcs)	A: 210 D: 24 E: 21		
1.4 VVTi	4ZZ-FE	1398	71 97	03.07 →	<b>KF-2097</b> (3 pcs)	A: 200 D: 24 E: 21		<b>CY-208</b> 06.07→
1.6	1ZR-FAE	1598	97 132	05.09 →	<b>KF-2114</b> (3 pcs)	A: 215 D: 24 E: 21	With Bearing Hydraulic Con Cuscinetto Idraulico Japan	
1.6 VVTi	1ZR-FE	1598	91 124	03.07 →	<b>KF-2097</b> (3 pcs)	A: 200 D: 24 E: 21		<b>CY-208</b> 06.07→
2.0 D-4D	1AD-FTV	1998	93 126	03.07 →	<b>KF-2092</b> (3 pcs)	A: 235 D: 29 E: 21		<b>CY-208</b> <b>CY-211</b>
2.2 D	2AD-FHV	2231	130 177	03.07 →	<b>KF-2092</b> (3 pcs)	A: 235 D: 29 E: 21		<b>CY-211</b>

## AVENSIS

2.0 D	1AD-FTV	1998	93 126	02.09 →	<b>KF-2107</b> (3 pcs)	A: 250 D: 29 E: 21		<b>CY-211</b>
2.2 D	2AD-FHV	2231	130 177	02.09 →	<b>KF-2107</b> (3 pcs)	A: 250 D: 29 E: 21		<b>CY-211</b>



KF Clutch Kit




VL Flywheel



KV Clutch Kit + Flywheel



FR Master Cylinder



CY Slave Cylinder

		<b>CC</b>	<b>KW HP</b>			<b>KF</b> Clutch Kit/ Kit frizione <b>VL</b> Flywheel/ Volano <b>KV</b> Clutch Kit + Flywheel	<b>FR</b> Master Cylinder/ Cilindro maestro <b>CY</b> Slave Cylinder/ Cilindro secondario
---	---	-----------	------------------	---	---	---	--

## AVENSIS

<b>2.2 D-CAT</b>		2231	130 177	05.09 →	<b>KF-2107</b> (3 pcs)	A: 250 D: 29 E: 21	
------------------	--	------	------------	---------	---------------------------	--------------------------	--

## AVENSIS (T25)

<b>1.6 VVT-i</b>	3ZZ-FE	1598	81 110	04.03 →	<b>KF-2087</b> (3 pcs)	A: 210 D: 24 E: 21	<b>FR-240</b>
<b>1.6 VVT-i</b>	3ZZ-FE	1598	81 110	04.03 →	<b>KF-2087</b> (3 pcs)	A: 210 D: 24 E: 21	<b>FR-240</b>
<b>1.8</b>	1ZZ-FE	1794	95 129	04.03 →	<b>KF-2088</b> (3 pcs)	A: 210 D: 24 E: 21	
<b>1.8</b>	1ZZ-FE	1794	95 129	04.03 →	<b>KF-2088</b> (3 pcs)	A: 210 D: 24 E: 21	
<b>2.0</b>	1AZ-FSE	1998	108 147	04.03 →	<b>KF-2099</b> (3 pcs)	A: 225 D: 29 E: 21	<b>CY-204</b> <b>FR-240</b>
<b>2.0</b>	1AZ-FSE	1998	108 147	04.03 →	<b>KF-2099</b> (3 pcs)	A: 225 D: 29 E: 21	<b>CY-204</b> <b>FR-240</b>
<b>2.0 D-4D</b>	1AD-FTV	1998	93 126	03.06 →	<b>KF-2089</b> (3 pcs)  <b>KF-2081</b> (3 pcs)	A: 225 D: 29 E: 21  A: 235 D: 29 E: 21	<b>CY-211</b>
<b>2.0 D-4D</b>	1CD-FTV	1995	85 116	04.03 →	<b>KF-2089</b> (3 pcs)  <b>KV-201</b> <b>VL-201</b>	A: 225 D: 29 E: 21  Dual-mass flywheel Volano bimassa	<b>CY-245</b> <b>FR-240</b>
<b>2.0 D-4D</b>	1AD-FTV	1998	93 126	03.06 →	<b>KF-2089</b> (3 pcs)	A: 225 D: 29 E: 21	<b>CY-211</b>
<b>2.0 D-4D</b>	1CD-FTV	1995	85 116	04.03 →	<b>KF-2089</b> (3 pcs)  <b>KV-201</b> <b>VL-201</b>	A: 225 D: 29 E: 21  Dual-mass flywheel Volano bimassa	<b>CY-245</b> <b>FR-240</b>
<b>2.2 D-4D</b>	2AD-FTV	2231	110 150	10.05 →	<b>KF-2092</b> (3 pcs)	A: 235 D: 29 E: 21	<b>CY-211</b>
<b>2.2 D-4D</b>	2AD-FTV	2231	110 150	10.05 →	<b>KF-2092</b> (3 pcs)	A: 235 D: 29 E: 21	<b>CY-211</b>
<b>2.2 D-CAT</b>	2AD-FHV	2231	130 177	07.05 →	<b>KF-2092</b> (3 pcs)	A: 235 D: 29 E: 21	<b>CY-211</b>

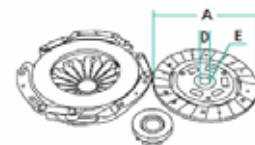
A = Disc diameter  
D = Disc centring diameter  
E = N. of disc teeth

A = Scheibendurchmesser  
D = Zentrierdurchmesser Scheibe  
E = Zähnezahl Scheibe

A = Diámetro disco  
D = Diámetro centraxe disco  
E = Nº dientes disco

A = Diamètre du disque  
D = Diamètre centrage du disque  
E = Nbre de dents du disque

A = Diametro disco  
D = Diametro centraggio disco  
E = Nº denti disco



		<b>CC</b>	<b>KW HP</b>			<b>KF</b> Clutch Kit/ Kit frizione <b>VL</b> Flywheel/ Volano <b>KV</b> Clutch Kit + Flywheel	<b>FR</b> Master Cylinder/ Cilindro maestro <b>CY</b> Slave Cylinder/ Cilindro secondario
---	---	-----------	------------------	---	---	---	--

## AVENSIS (T25)

2.2 D-CAT	2AD-FHV	2231	130 177	07.05 →	<b>KF-2092</b> (3 pcs)	A: 235 D: 29 E: 21	<b>CY-211</b>
-----------	---------	------	------------	---------	---------------------------	--------------------------	---------------

## AVENSIS (T27)

2.2 D		2231	110 150	02.09 →	<b>KF-2107</b> (3 pcs)	A: 250 D: 29 E: 21	<b>CY-211</b>
2.2 D	2AD-FHV	2231	130 177	02.09 →	<b>KF-2107</b> (3 pcs)	A: 250 D: 29 E: 21	<b>CY-211</b>
2.2 D	2AD-FHV 2AD-FTV	2231	110 150	02.09 →	<b>KF-2107</b> (3 pcs)	A: 250 D: 29 E: 21	<b>CY-211</b>

## AVENSIS (\_T22\_)

1.6 (AT220_)	4A-FE	1587	81 110	09.97 → 10.00	<b>KF-2013</b> (3 pcs)	A: 210 D: 24 E: 21	<b>CY-243</b> <b>FR-240</b>
1.6 (AT220_)	4A-FE	1587	74 101	09.97 → 10.00	<b>KF-2013</b> (3 pcs)	A: 210 D: 24 E: 21	<b>CY-243</b> <b>FR-240</b>
1.6 VVT-i	3ZZ-FE	1598	81 110	10.00 → 02.03	<b>KF-2087</b> (3 pcs)	A: 210 D: 24 E: 21	<b>FR-240</b>
1.8 (AT221_)	7A-FE	1762	81 110	09.97 → 10.00	<b>KF-2013</b> (3 pcs)	A: 210 D: 24 E: 21	<b>CY-243</b> <b>FR-240</b>
1.8 VVT-i	1ZZ-FE	1794	95 129	10.00 → 02.03	<b>KF-2088</b> (3 pcs)	A: 210 D: 24 E: 21	<b>FR-240</b>
2.0 (ST220_)	3S-FE	1998	94 128	09.97 → 10.00	<b>KF-2057</b> (3 pcs)	A: 225 D: 27,6 E: 20	01.98→ <b>CY-240</b> <b>FR-240</b>
2.0 D-4D (CDT220_)	1CD-FTV	1995	81 110	10.99 → 02.03	<b>KF-2014</b> (3 pcs)  <b>KF-2014A</b> (3 pcs)  <b>KF-2014M</b> (3 pcs)  <b>KV-200A</b>  <b>KV-200</b>  <b>KV-200M</b>  <b>VL-200</b>	For engine with Dual-mass flywheel Per Motori con volano bimassa  For engine with Dual-mass flywheel Per Motori con volano bimassa  For engine with Single-mass flywheel Per motori volano monomassa  wheel Per Motori con volano bimassa flywheel Per Motori con volano bimassa wheel Per motori volano monomassa  Dual-mass flywheel Volano bimassa	<b>CY-244</b> <b>FR-240</b>
2.0 TD (CT220_)	2C-TE	1975	66 90	09.97 → 02.03	<b>KF-2056</b> (3 pcs)	A: 225 D: 27 E: 20	<b>CY-244</b> <b>FR-240</b>



KF Clutch Kit




VL Flywheel



KV Clutch Kit + Flywheel



FR Master Cylinder



CY Slave Cylinder

		<b>CC</b>	<b>KW HP</b>			<b>KF</b> Clutch Kit/ Kit frizione <b>VL</b> Flywheel/ Volano <b>KV</b> Clutch Kit + Flywheel	<b>FR</b> Master Cylinder/ Cilindro maestro <b>CY</b> Slave Cylinder/ Cilindro secondario
---	---	-----------	------------------	---	---	---	--

## AVENSIS (\_T22\_)

2.0 VVT-i	1AZ-FSE	1998	110 150	10.00 → 02.03	<b>KF-2057</b> (3 pcs)	A: 225 D: 27,6 E: 20	<b>CY-204</b> <b>FR-240</b>
-----------	---------	------	------------	---------------	---------------------------	----------------------------	--------------------------------

## AVENSIS VERSO

2.0 D-4D	1CD-FTV	1995	85 116	08.01 →	<b>KF-2014M</b> (3 pcs)	A: 235 D: 30 E: 21	For engine with Single-mass flywheel Per motori volano monomassa	<b>CY-245</b>
					<b>KV-204</b> <b>VL-203</b>		Single-mass flywheel Volano monomassa	
2.0 VVT-i	1AZ-FE	1998	110 150	08.01 →	<b>KF-2079</b> (3 pcs)	A: 235 D: 29,5 E: 21	01.02 →	<b>CY-204</b>

## AYGO

1.0	1KR-FE	998	50 68	07.05 →	<b>KF-2108</b> (3 pcs)	A: 200 D: 22 E: 19	Semi-automatic Gearbox Cambio Robotizzato	
					<b>KF-2091</b> (3 pcs)	A: 190 D: 22 E: 19		
1.4 HDi	2WZ-TV	1398	40 54	07.05 →	<b>KF-2096</b> (3 pcs)	A: 200 D: 22 E: 19		

## CAMRY (V1)

1.8	1S-L	1832	66 90	02.83 → 10.86	<b>KF-212</b> (3 pcs)	A: 225 D: 27 E: 20		<b>CY-230</b> <b>FR-227</b>
1.8 Turbo-D	1C-TL	1840	54 73	11.83 → 01.88	<b>KF-213</b> (3 pcs)	A: 225 D: 28 E: 20		<b>CY-230</b> <b>FR-227</b>
2.0	2S-ELC 2S-E	1995	73 99	04.86 → 01.88	<b>KF-213</b> (3 pcs)	A: 225 D: 28 E: 20		<b>CY-230</b> <b>FR-227</b>
2.0 GLI	2S-EL	1995	79 107	03.83 → 10.86	<b>KF-214</b> (3 pcs)	A: 225 D: 26,7 E: 20	06.84 →	<b>CY-230</b> <b>FR-227</b> 06.84 →
2.0 GLi 4x4	3S-FE	1998	88 120	10.87 → 07.88	<b>KF-2015</b> (3 pcs)	A: 235 D: 28,6 E: 21		

## CAMRY (\_V10)

2.2 (SXV10)	5S-FE	2164	100 136	03.92 → 07.96	<b>KF-277</b> (3 pcs)	A: 225 D: 26,7 E: 20		<b>CY-246</b> <b>FR-227</b>
3.0 (VCV10)	3VZ-FE	2959	138 188	03.92 → 07.96	<b>KF-258</b> (3 pcs)	A: 235 D: 29 E: 21		<b>FR-227</b>

## CAMRY (\_V1\_)

2.2 (SXV10)	5S-FE	2164	100 136	06.91 → 08.96	<b>KF-277</b> (3 pcs)	A: 225 D: 26,7 E: 20		<b>CY-246</b> <b>FR-227</b>
-------------	-------	------	------------	---------------	--------------------------	----------------------------	--	--------------------------------

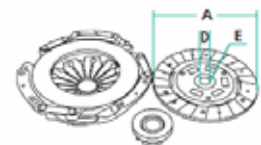
A = Disc diameter  
D = Disc centring diameter  
E = N. of disc teeth

A = Scheibendurchmesser  
D = Zentrierdurchmesser Scheibe  
E = Zahnzahl Scheibe

A = Diámetro disco  
D = Diámetro centrage disco  
E = Nº dientes disco

A = Diamètre du disque  
D = Diamètre centrage du disque  
E = Nbre de dents du disque

A = Diametro disco  
D = Diametro centraggio disco  
E = Nº denti disco



		<b>CC</b>	<b>KW HP</b>			<b>KF</b> Clutch Kit/ Kit frizione <b>VL</b> Flywheel/ Volano <b>KV</b> Clutch Kit + Flywheel	<b>FR</b> Master Cylinder/ Cilindro maestro <b>CY</b> Slave Cylinder/ Cilindro secondario
---	---	-----------	------------------	---	---	---	--

## CAMRY (\_V1\_)

3.0 (VCV10)	3VZ-FE	2959	138 188	06.91 → 08.96	<b>KF-258</b> (3 pcs)	A: 235 D: 29 E: 21	<b>FR-227</b>
-------------	--------	------	------------	---------------	--------------------------	--------------------------	---------------

## CAMRY (\_V20)

2.2 (SXV20_)	5S-FE	2164	96 131	08.96 → 11.01	<b>KF-277</b> (3 pcs)	A: 225 D: 26,7 E: 20	<b>CY-246</b> <b>FR-241</b>
--------------	-------	------	-----------	---------------	--------------------------	----------------------------	--------------------------------

## CAMRY (\_V2\_)

1.8 i (SV20_)	1S-L	1832	66 90	10.86 → 08.88	<b>KF-212</b> (3 pcs)	A: 225 D: 27 E: 20	<b>CY-297</b> <b>FR-227</b>
---------------	------	------	----------	---------------	--------------------------	--------------------------	--------------------------------

2.0 (SV21_, SV25_)	3S-FE	1998	94 128	11.86 → 05.91	<b>KF-213</b> (3 pcs)	A: 225 D: 28 E: 20	<b>CY-297</b> <b>FR-227</b>
--------------------	-------	------	-----------	---------------	--------------------------	--------------------------	--------------------------------

2.0 4x4	3S-FE	1998	94 128	08.88 → 05.91	<b>KF-2015</b> (3 pcs)	A: 235 D: 28,6 E: 21	<b>CY-230</b> <b>FR-227</b>
---------	-------	------	-----------	---------------	---------------------------	----------------------------	--------------------------------

2.0 Gli 16V (SV21_, SV25_)	3S-FE	1998	89 121	11.86 → 05.91	<b>KF-213</b> (3 pcs) →04.90 <b>KF-277</b> (3 pcs) 05.90→	A: 225 D: 28 E: 20	<b>CY-297</b> <b>FR-227</b>
----------------------------	-------	------	-----------	---------------	--	--------------------------	--------------------------------

2.0 GLi 4x4	3S-FE	1998	88 120	10.87 → 07.88	<b>KF-2015</b> (3 pcs)	A: 235 D: 28,6 E: 21	
-------------	-------	------	-----------	---------------	---------------------------	----------------------------	--

2.0 Turbo-D (CV20_)	2C-T	1975	63 86	11.88 → 05.91	<b>KF-213</b> (3 pcs)	A: 225 D: 28 E: 20	<b>CY-297</b> <b>FR-227</b>
---------------------	------	------	----------	---------------	--------------------------	--------------------------	--------------------------------

2.0 Turbo-D (CV20_)	2C-T	1975	62 84	11.86 → 05.91	<b>KF-213</b> (3 pcs)	A: 225 D: 28 E: 20	<b>CY-297</b> 08.88→ <b>FR-227</b>
---------------------	------	------	----------	---------------	--------------------------	--------------------------	---------------------------------------

2.5 V6 GXI (VZV21_)	2VZ-FE	2508	118 160	02.88 → 05.91	<b>KF-2015</b> (3 pcs)	A: 235 D: 28,6 E: 21	<b>CY-297</b> <b>FR-227</b>
---------------------	--------	------	------------	---------------	---------------------------	----------------------------	--------------------------------

## CAMRY (\_V30)

2.4 VVT-i	2AZ-FE	2362	112 152	11.01 →	<b>KF-2084</b> (3 pcs)	A: 235 D: 29,5 E: 21	<b>FR-242</b>
-----------	--------	------	------------	---------	---------------------------	----------------------------	---------------

3.0 V6	1MZ-FE	2995	137 186	11.01 →	<b>KF-2084</b> (3 pcs)	A: 235 D: 29,5 E: 21	<b>CY-204</b>
--------	--------	------	------------	---------	---------------------------	----------------------------	---------------

## CARINA (TA1\_)

1.6	2T	1588	55 75	02.76 → 03.78	<b>KF-211</b> (3 pcs)	A: 190 D: 24 E: 21	08.77→ <b>CY-201</b> <b>FR-203</b>
-----	----	------	----------	---------------	--------------------------	--------------------------	--

1.6	2TB	1588	63 86	10.75 → 03.78	<b>KF-211</b> (3 pcs)	A: 190 D: 24 E: 21	<b>CY-201</b> <b>FR-203</b>
-----	-----	------	----------	---------------	--------------------------	--------------------------	--------------------------------

## CARINA (TA4K, TA6K)

1.6 (TA4K)	2T	1588	54 73	03.81 → 01.82	<b>KF-210</b> (3 pcs)	A: 190 D: 24 E: 21	<b>CY-202</b> <b>FR-215</b>
------------	----	------	----------	---------------	--------------------------	--------------------------	--------------------------------



KF Clutch Kit




VL Flywheel



KV Clutch Kit + Flywheel



FR Master Cylinder



CY Slave Cylinder

		<b>CC</b>	<b>KW HP</b>			<b>KF</b> Clutch Kit/ Kit frizione <b>VL</b> Flywheel/ Volano <b>KV</b> Clutch Kit + Flywheel	<b>FR</b> Master Cylinder/ Cilindro maestro <b>CY</b> Slave Cylinder/ Cilindro secondario
--	--	-----------	------------------	--	--	---	--

## CARINA (TA4K, TA6K)

1.6 (TA4K, TA60LG)	2T	1588	55 75	04.78 → 09.83	<b>KF-211</b> (3 pcs)	A: 190 D: 24 E: 21	<b>CY-200</b> <b>FR-206</b>
1.8 D	1C	1840	48 65	04.82 → 09.83	<b>KF-217</b> (3 pcs)	A: 210 D: 29 E: 21	<b>CY-235</b> <b>FR-231</b>

## CARINA (TA4L, TA6\_L)

1.6 (TA4L, TA60L)	2T	1588	55 75	01.78 → 09.83	<b>KF-210</b> (3 pcs)	A: 190 D: 24 E: 21	06.81→	<b>CY-200</b> <b>FR-206</b>
					<b>KF-211</b> (3 pcs)	A: 190 D: 24 E: 21	→08.81	
1.8	3T-C 3T	1770	57 78	01.78 → 05.83	<b>KF-217</b> (3 pcs)	A: 210 D: 29 E: 21		<b>CY-202</b> <b>FR-231</b>
1.8 D	1C	1840	48 65	04.82 → 09.83	<b>KF-217</b> (3 pcs)	A: 210 D: 29 E: 21		<b>CY-235</b> <b>FR-231</b>

## CARINA E (\_T19\_)

1.6 (AT190)	4A-FE	1587	73 99	12.93 → 09.97	<b>KF-248</b> (3 pcs)	A: 210 D: 24 E: 21	Great Britain	<b>CY-298</b> <b>FR-273</b>
					<b>KF-274</b> (3 pcs)	A: 210 D: 24 E: 21		
1.6 (AT190)	4A-FE	1587	85 116	12.93 → 09.97	<b>KF-248</b> (3 pcs)	A: 210 D: 24 E: 21	Great Britain	<b>CY-298</b> <b>FR-273</b>
					<b>KF-274</b> (3 pcs)	A: 210 D: 24 E: 21		
1.6 16V	4A-FE	1587	78 106	10.95 → 09.97	<b>KF-2013</b> (3 pcs)	A: 210 D: 24 E: 21		<b>CY-298</b> <b>FR-273</b>
1.6 GLI (AT190)	4A-FE	1587	79 107	04.92 → 09.97	<b>KF-248</b> (3 pcs)	A: 210 D: 24 E: 21		<b>CY-298</b> <b>FR-273</b>
					<b>KF-274</b> (3 pcs)	A: 210 D: 24 E: 21		
1.8 (AT191)	7A-FE	1762	79 107	01.95 → 09.97	<b>KF-274</b> (3 pcs)	A: 210 D: 24 E: 21		<b>CY-298</b> <b>FR-273</b>
1.8 GL	7A-FE	1762	92 125	10.94 → 09.97	<b>KF-274</b> (3 pcs)	A: 210 D: 24 E: 21		
2.0 D (CT190)	2C	1975	54 73	04.92 → 01.96	<b>KF-2056</b> (3 pcs)	A: 225 D: 27 E: 20	Great Britain	
					<b>KF-267</b> (3 pcs)	A: 210 D: 26,6 E: 20		

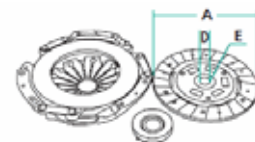
**A** = Disc diameter  
**D** = Disc centring diameter  
**E** = N. of disc teeth

**A** = Scheibendurchmesser  
**D** = Zentrierdurchmesser Scheibe  
**E** = Zahnzahl Scheibe

**A** = Diámetro disco  
**D** = Diámetro centrage disco  
**E** = Nº dientes disco

**A** = Diamètre du disque  
**D** = Diamètre centrage du disque  
**E** = Nbre de dents du disque

**A** = Diametro disco  
**D** = Diametro centraggio disco  
**E** = Nº denti disco



		<b>CC</b>	<b>KW HP</b>			<b>KF</b> Clutch Kit/ Kit frizione <b>VL</b> Flywheel/ Volano <b>KV</b> Clutch Kit + Flywheel	<b>FR</b> Master Cylinder/ Cilindro maestro <b>CY</b> Slave Cylinder/ Cilindro secondario
---	---	-----------	------------------	---	---	---	--

## CARINA E (\_T19\_)

2.0 GLI (ST191)	3S-FE	1998	98 133	04.92 → 09.97	<b>KF-2016</b> (3 pcs)  <b>KF-277</b> (3 pcs)	A: 225 D: 26,7 E: 20  A: 225 D: 26,7 E: 20	Great Britain	<b>CY-297</b>  <b>FR-273</b>
2.0 GTi (ST191)	3S-GE	1998	116 158	04.92 → 02.94	<b>KF-277</b> (3 pcs)	A: 225 D: 26,7 E: 20		<b>CY-297</b>  <b>FR-273</b>
2.0 GTi 16V (ST191_)	3S-GE	1998	129 175	03.94 → 09.97	<b>KF-2017</b> (3 pcs)	A: 225 D: 29 E: 21		<b>CY-297</b>  <b>FR-273</b>
2.0 i (ST191)	3S-FE	1998	93 126	12.93 → 09.97	<b>KF-2016</b> (3 pcs)  <b>KF-277</b> (3 pcs)	A: 225 D: 26,7 E: 20  A: 225 D: 26,7 E: 20	Great Britain	<b>CY-297</b>  <b>FR-273</b>
2.0 TD (CT190)	2C-T	1975	61 83	01.96 → 09.97	<b>KF-2061</b> (3 pcs)	A: 225 D: 27,7 E: 20		<b>CY-243</b>  <b>FR-240</b>

## CARINA II (\_T15\_)

1.6 (AT151)	4A-L	1588	63 86	10.86 → 11.87	<b>KF-208</b> (3 pcs)	A: 200 D: 24 E: 21		<b>CY-293</b>  <b>FR-237</b>
1.6 (AT151)	4A-L	1588	62 84	10.83 → 11.87	<b>KF-208</b> (3 pcs)	A: 200 D: 24 E: 21		<b>CY-293</b>  <b>FR-237</b>
1.6 (AT151)	4A-LC	1587	55 75	10.83 → 11.87	<b>KF-208</b> (3 pcs)	A: 200 D: 24 E: 21		<b>CY-293</b>  <b>FR-237</b>
1.8 GLI (ST150)	1S-L	1832	74 101	10.83 → 11.87	<b>KF-212</b> (3 pcs)	A: 225 D: 27 E: 20	05.84→	<b>CY-230</b>  <b>FR-237</b>
2.0 D	2C-L	1974	50 68	02.84 → 05.88	<b>KF-209</b> (3 pcs)	A: 210 D: 26,6 E: 20		<b>CY-230</b>
2.0 D (CT150)	2C-L	1974	51 69	12.85 → 11.87	<b>KF-209</b> (3 pcs)	A: 210 D: 26,6 E: 20		<b>CY-230</b>

## CARINA II (\_T17\_)

1.6 (AT171)	4A-FE	1587	75 102	12.87 → 03.92	<b>KF-208</b> (3 pcs)  <b>KF-248</b> (3 pcs)	A: 200 D: 24 E: 21  A: 210 D: 24 E: 21	→11.89  12.89→	<b>CY-298</b>  <b>FR-231</b>
1.6 (AT171)	4A-FE	1587	72 98	12.87 → 03.92	<b>KF-208</b> (3 pcs)  <b>KF-248</b> (3 pcs)	A: 200 D: 24 E: 21  A: 210 D: 24 E: 21	→11.89  12.89→	<b>CY-298</b>  <b>FR-231</b>



KF Clutch Kit




VL Flywheel



KV Clutch Kit + Flywheel



FR Master Cylinder



CY Slave Cylinder



		<b>CC</b>	<b>KW HP</b>			<b>KF</b> Clutch Kit/ Kit frizione <b>VL</b> Flywheel/ Volano <b>KV</b> Clutch Kit + Flywheel	<b>FR</b> Master Cylinder/ Cilindro maestro <b>CY</b> Slave Cylinder/ Cilindro secondario
---	---	-----------	------------------	---	---	---	--

## CARINA II ( T17 )

1.6 (AT171)	4A-F	1587	66 90	12.87 → 11.89	<b>KF-208</b> (3 pcs)	A: 200 D: 24 E: 21	→11.89	<b>CY-298</b> <b>FR-231</b>
2.0 D	2C-L	1974	54 73	03.88 → 06.93	<b>KF-209</b> (3 pcs)	A: 210 D: 26,6 E: 20		<b>CY-230</b> <b>FR-236</b>
2.0 GLi	3S-FE	1998	94 128	12.87 → 03.92	<b>KF-277</b> (3 pcs)	A: 225 D: 26,7 E: 20		
2.0 GLI (ST171)	3S-FE	1998	89 121	12.87 → 03.92	<b>KF-2018</b> (3 pcs)	A: 225 D: 27 E: 20		<b>CY-297</b> <b>FR-231</b>

## CELICA (RA6)

1.6	4A-GE	1587	91 124	12.83 → 10.86	<b>KF-239</b> (3 pcs)	A: 200 D: 24 E: 21		
2.0	18R-G	1968	88 120	01.82 → 10.86	<b>KF-241</b> (3 pcs)	A: 225 D: 29 E: 21		<b>CY-200</b>
2.0	21R-U	1972	77 105	01.82 → 10.86	<b>KF-218</b> (3 pcs)	A: 225 D: 29,5 E: 21	→07.83	<b>CY-200</b>
					<b>KF-242</b> (3 pcs)	A: 225 D: 28,6 E: 21	08.83→	

## CELICA (ST16\_)

1.6	4A-L	1588	63 86	04.86 → 02.90	<b>KF-208</b> (3 pcs)	A: 200 D: 24 E: 21		<b>CY-293</b> <b>FR-296</b>
1.6 GT 16V	4A-GEL	1587	91 124	04.86 → 08.89	<b>KF-208</b> (3 pcs)	A: 200 D: 24 E: 21		<b>CY-293</b> <b>FR-296</b>
2.0	3S-GEL	1998	110 150	01.87 → 08.90	<b>KF-2018</b> (3 pcs)	A: 225 D: 27 E: 20		<b>CY-297</b> <b>FR-296</b>

## CELICA (T16)

1.6	4A-L	1588	63 86	04.86 → 02.90	<b>KF-208</b> (3 pcs)	A: 200 D: 24 E: 21		<b>CY-293</b> <b>FR-296</b>
1.6 GT	4A-GELC	1587	85 116	08.87 → 08.89	<b>KF-208</b> (3 pcs)	A: 200 D: 24 E: 21		<b>CY-293</b> <b>FR-296</b>
1.6 GT 16V	4A-GEL	1587	91 124	09.85 → 08.89	<b>KF-208</b> (3 pcs)	A: 200 D: 24 E: 21		<b>CY-293</b> <b>FR-296</b>
2.0 GT	3S-GEL	1998	110 150	08.85 → 08.89	<b>KF-2018</b> (3 pcs)	A: 225 D: 27 E: 20		<b>CY-297</b> <b>FR-296</b> 08.87→
2.0 GT	3S-GELC	1998	103 140	09.85 → 08.89	<b>KF-2018</b> (3 pcs)	A: 225 D: 27 E: 20		<b>CY-297</b> <b>FR-296</b>
2.0	3S-GEL 3S-GELC	1998	103 140	08.87 → 08.89	<b>KF-2018</b> (3 pcs)	A: 225 D: 27 E: 20		<b>CY-230</b>

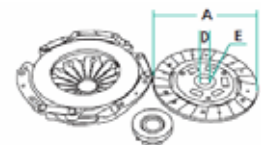
A = Disc diameter  
D = Disc centring diameter  
E = N. of disc teeth

A = Scheibendurchmesser  
D = Zentrierdurchmesser Scheibe  
E = Zahnzahl Scheibe

A = Diámetro disco  
D = Diámetro centraxe disco  
E = N° dientes disco

A = Diamètre du disque  
D = Diamètre centrage du disque  
E = Nbre de dents du disque

A = Diametro disco  
D = Diametro centraggio disco  
E = N° denti disco



		<b>CC</b>	<b>KW HP</b>			<b>KF</b> Clutch Kit/ Kit frizione <b>VL</b> Flywheel/ Volano <b>KV</b> Clutch Kit + Flywheel	<b>FR</b> Master Cylinder/ Cilindro maestro <b>CY</b> Slave Cylinder/ Cilindro secondario
---	---	-----------	------------------	---	---	---	--

## CELICA (T16F)

<b>2.0 Turbo 4x4</b>	3S-GTE	1998	136 185	03.88 → 08.90	<b>KF-224</b> (3 pcs)	A: 235 D: 29 E: 21	<b>CY-297</b> <b>FR-295</b>
----------------------	--------	------	------------	---------------	--------------------------	--------------------------	--------------------------------

## CELICA (TA2)

<b>1.6 GT (TA2, TA22)</b>	2T-G	1588	79 107	12.74 → 03.78	<b>KF-246</b> (3 pcs)	A: 190 D: 24 E: 21	
<b>1.6 LT (TA2)</b>	2T	1588	55 75	02.76 → 03.78	<b>KF-246</b> (3 pcs)	A: 190 D: 24 E: 21	<b>CY-202</b> <b>FR-203</b>
<b>1.6 LT (TA22)</b>		1577	58 79	05.73 → 03.78	<b>KF-246</b> (3 pcs)	A: 190 D: 24 E: 21	<b>CY-209</b> <b>FR-208</b>
<b>1.6 ST (TA2, TA22)</b>	2TB	1588	63 86	05.73 → 03.78	<b>KF-246</b> (3 pcs)	A: 190 D: 24 E: 21	<b>CY-202</b> <b>FR-203</b>
<b>2.0</b>	18R	1968	63 86	10.75 → 07.77	<b>KF-261</b> (3 pcs)	A: 225 D: 28,7 E: 21	<b>CY-202</b> <b>FR-215</b>

## CELICA (TA4C, TA60)

<b>1.6 GT (TA4C)</b>		1588	81 110	04.80 → 02.82	<b>KF-210</b> (3 pcs)	A: 190 D: 24 E: 21	<b>CY-202</b> <b>FR-215</b>
<b>1.6 GT (TA4C)</b>	2T-G	1588	80 109	04.78 → 02.82	<b>KF-211</b> (3 pcs)	A: 190 D: 24 E: 21	<b>CY-202</b> <b>FR-215</b>
<b>1.6 LT (TA4C)</b>	2TB	1588	55 75	02.79 → 07.83	<b>KF-210</b> (3 pcs)	A: 190 D: 24 E: 21	<b>CY-202</b> <b>FR-215</b>
<b>1.6 ST (TA4C, TA60)</b>	4A-L 2TB	1588	63 86	08.77 → 08.85	<b>KF-211</b> (3 pcs)	A: 190 D: 24 E: 21	<b>CY-202</b> <b>FR-215</b>
<b>1.6 ST (TA60)</b>	2T	1588	66 90	02.79 → 08.83	<b>KF-210</b> (3 pcs)	A: 190 D: 24 E: 21	08.81→ <b>CY-202</b> 08.81→ <b>FR-215</b> 08.81→

## CELICA (TA60, RA40, RA6\_)

<b>1.6 ST (TA60)</b>	2T	1588	66 90	02.79 → 08.83	<b>KF-210</b> (3 pcs)	A: 190 D: 24 E: 21	08.81→ <b>CY-202</b> 08.81→ <b>FR-215</b> 08.81→
<b>1.6 ST (TA60)</b>	2TB	1588	63 86	08.77 → 08.85	<b>KF-210</b> (3 pcs) <b>KF-211</b> (3 pcs)	A: 190 D: 24 E: 21 A: 190 D: 24 E: 21	08.80→ <b>CY-202</b> <b>FR-215</b> →08.80
<b>2.0 XT (RA40)</b>	18R	1968	65 88	01.80 → 12.82	<b>KF-261</b> (3 pcs)	A: 225 D: 28,7 E: 21	<b>CY-200</b>
<b>2.0 XT (RA40)</b>	18R	1968	66 90	02.79 → 07.85	<b>KF-261</b> (3 pcs)	A: 225 D: 28,7 E: 21	<b>CY-200</b> <b>FR-215</b>



KF Clutch Kit




VL Flywheel



KV Clutch Kit + Flywheel



FR Master Cylinder



CY Slave Cylinder

		<b>CC</b>	<b>KW HP</b>			<b>KF</b> Clutch Kit/ Kit frizione <b>VL</b> Flywheel/ Volano <b>KV</b> Clutch Kit + Flywheel	<b>FR</b> Master Cylinder/ Cilindro maestro <b>CY</b> Slave Cylinder/ Cilindro secondario
--	--	-----------	------------------	--	--	---	--

## CELICA (TA60, RA40, RA6\_)

2.0 XT (RA61)	21R-C	1972	77 105	02.82 → 08.85	<b>KF-242</b> (3 pcs)  <b>KF-218</b> (3 pcs)	A: 225 D: 28,6 E: 21 A: 225 D: 29,5 E: 21	08.83→  →07.83	<b>CY-200</b>
---------------	-------	------	-----------	---------------	--	--	----------------------	---------------

## CELICA (ZZT23\_)

1.8 16V TS (ZZT231_)	2ZZ-GE	1796	141 192	11.99 →	<b>KF-2020</b> (3 pcs)  <b>KF-2050</b> (3 pcs)	A: 210 D: 24 E: 21 A: 210 D: 24 E: 21	→07.00  08.00→	<b>FR-242</b>
1.8 16V VT-i (ZZT230_)	1ZZ-FE	1794	105 143	11.99 →	<b>KF-2020</b> (3 pcs)  <b>KF-2050</b> (3 pcs)	A: 210 D: 24 E: 21 A: 210 D: 24 E: 21	→07.00  08.00→	<b>FR-242</b>

## CELICA (\_T16\_)

2.0 GT (ST162)	3S-GEL	1998	110 150	10.86 → 08.90	<b>KF-2018</b> (3 pcs)	A: 225 D: 27 E: 20		<b>CY-297</b> <b>FR-296</b>
2.0 GT (ST162)	3S-GELC	1998	103 140	10.86 → 08.90	<b>KF-2018</b> (3 pcs)	A: 225 D: 27 E: 20		<b>CY-297</b> <b>FR-296</b>

## CELICA (\_T18\_)

1.6 STi (AT180)	4A-FE	1587	77 105	10.89 → 01.94	<b>KF-248</b> (3 pcs)  <b>KF-274</b> (3 pcs)	A: 210 D: 24 E: 21 A: 210 D: 24 E: 21	03.90→05.91  05.91→	<b>CY-243</b> <b>FR-295</b>
2.0 GTi (ST182)	3S-GE	1998	115 156	10.89 → 01.94	<b>KF-277</b> (3 pcs)	A: 225 D: 26,7 E: 20	05.90→	<b>FR-295</b>
2.0 GTi (ST182)	3S-GE	1998	115 156	05.91 → 01.94	<b>KF-277</b> (3 pcs)	A: 225 D: 26,7 E: 20		<b>CY-297</b> <b>FR-295</b>
2.0 Turbo 4WD (ST185)	3S-GTE	1998	153 208	10.89 → 01.94	<b>KF-258</b> (3 pcs)	A: 235 D: 29 E: 21	03.90→08.91	<b>CY-283</b> <b>FR-295</b>
2.0 Turbo 4WD (ST185)	3S-GTE	1998	150 204	10.89 → 01.94	<b>KF-258</b> (3 pcs)	A: 235 D: 29 E: 21	03.90→08.91	<b>CY-283</b> <b>FR-295</b>

## CELICA (\_T20\_)

1.8 i 16V (AT200/ST)	7A-FE	1762	85 116	11.93 → 11.99	<b>KF-290</b> (3 pcs)	A: 210 D: 24 E: 21		<b>CY-243</b> <b>FR-295</b>
2.0 i 16V	3S-GE	1998	125 170	04.96 → 11.99	<b>KF-277</b> (3 pcs)	A: 225 D: 26,7 E: 20		<b>CY-297</b> <b>FR-295</b>

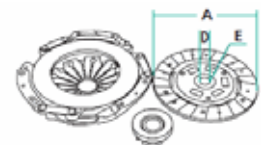
A = Disc diameter  
D = Disc centring diameter  
E = N. of disc teeth

A = Scheibendurchmesser  
D = Zentrierdurchmesser Scheibe  
E = Zahnzahl Scheibe

A = Diámetro disco  
D = Diámetro centraje disco  
E = N° dientes disco

A = Diamètre du disque  
D = Diamètre centrage du disque  
E = Nbre de dents du disque

A = Diametro disco  
D = Diametro centraggio disco  
E = N° denti disco



		<b>CC</b>	<b>KW HP</b>			<b>KF</b> Clutch Kit/ Kit frizione <b>VL</b> Flywheel/ Volano <b>KV</b> Clutch Kit + Flywheel	<b>FR</b> Master Cylinder/ Cilindro maestro <b>CY</b> Slave Cylinder/ Cilindro secondario
---	---	-----------	------------------	---	---	---	--

## CELICA ( \_T20\_ )

2.0 i 16V	3S-GE	1998	125 170	04.96 → 11.99	<b>KF-277</b> (3 pcs)	A: 225 D: 26,7 E: 20		<b>CY-297</b> <b>FR-295</b>
2.0 i 16V (ST202/GT)	3S-GE	1998	129 175	11.93 → 11.99	<b>KF-277</b> (3 pcs)	A: 225 D: 26,7 E: 20	11.93→03.94	<b>CY-297</b> <b>FR-295</b>
2.0 i Turbo 4WD (ST205)	3S-GTE	1998	178 242	02.94 → 11.99	<b>KF-258</b> (3 pcs)	A: 235 D: 29 E: 21		<b>CY-283</b> <b>FR-295</b>

## CELICA SUPRA (MA61)

2.8 i	5M-GE	2759	125 170	05.82 → 10.86	<b>KF-262</b> (3 pcs)	A: 235 D: 29 E: 21	08.83→	<b>CY-234</b> <b>FR-221</b>
-------	-------	------	------------	---------------	--------------------------	--------------------------	--------	--------------------------------

## COASTER

4.1 D		4104	100 136	11.03 →	<b>KF-2005</b> (3 pcs)	A: 250 D: 29 E: 21	01.93→	
-------	--	------	------------	---------	---------------------------	--------------------------	--------	--

## COROLLA

1.5				01.86 →	<b>KF-228</b> (3 pcs)	A: 200 D: 24 E: 21	01.90→	
					<b>KF-274</b> (3 pcs)	A: 210 D: 24 E: 21	06.91→	

## COROLLA (AE86)

1.6 16V	4A-GEC	1587	85 115	12.85 → 04.87	<b>KF-247</b> (3 pcs)	A: 200 D: 24 E: 21		<b>CY-296</b> <b>FR-294</b>
1.6 GT 16V (AE86)	4A-GE	1587	91 124	08.83 → 07.87	<b>KF-247</b> (3 pcs)	A: 200 D: 24 E: 21		<b>CY-296</b> <b>FR-294</b>
1.6 SR 16V	4A-C	1587	57 78	05.83 → 04.87	<b>KF-247</b> (3 pcs)	A: 200 D: 24 E: 21		<b>CY-296</b> <b>FR-294</b>

## COROLLA (KE)

1.2 (KE20, KE25)	3K-B 3K-C 3K-H	1166	43 58	10.72 → 06.77	<b>KF-201</b> (3 pcs)	A: 180 D: 21,5 E: 19		<b>CY-201</b>
1.2 (KE20, KE25, KE30)	3K-B 3K-C 3K-H	1166	40 54	08.74 → 12.80	<b>KF-201</b> (3 pcs)	A: 180 D: 21,5 E: 19		<b>CY-201</b>
1.2 (KE35)	3K-B 3K-C 3K-H	1166	40 54	07.75 → 01.80	<b>KF-201</b> (3 pcs)	A: 180 D: 21,5 E: 19		<b>CY-201</b>
1.2 (KE36)	3K-B 3K-C 3K-H	1166	40 54	07.75 → 01.80	<b>KF-201</b> (3 pcs)	A: 180 D: 21,5 E: 19		<b>CY-201</b>

## COROLLA (KE, TE)

1.2	3K-B 3K-C 3K-H	1166	40 54	09.76 → 01.80	<b>KF-201</b> (3 pcs)	A: 180 D: 21,5 E: 19		<b>CY-201</b>
-----	----------------------	------	----------	---------------	--------------------------	----------------------------	--	---------------



KF Clutch Kit




VL Flywheel



KV Clutch Kit + Flywheel



FR Master Cylinder



CY Slave Cylinder

		<b>CC</b>	<b>KW HP</b>			<b>KF</b> Clutch Kit/ Kit frizione <b>VL</b> Flywheel/ Volano <b>KV</b> Clutch Kit + Flywheel	<b>FR</b> Master Cylinder/ Cilindro maestro <b>CY</b> Slave Cylinder/ Cilindro secondario
--	--	-----------	------------------	--	--	---	--

## COROLLA (KE, TE)

1.6	2TB	1588	62 84	09.76 → 01.80	<b>KF-211</b> (3 pcs)	A: 190 D: 24 E: 21	08.77→	<b>CY-201</b> <b>FR-201</b>
1.6	2T	1588	54 73	09.76 → 01.80	<b>KF-211</b> (3 pcs)	A: 190 D: 24 E: 21	08.77→	<b>CY-201</b> <b>FR-201</b>

## COROLLA (\_E10\_)

1.3 12V (EE100_)	2E	1296	53 72	07.92 → 05.95	<b>KF-228</b> (3 pcs)	A: 200 D: 24 E: 21		<b>CY-247</b> <b>FR-209</b>
1.3 12V (EE100_)	2E	1296	53 72	07.92 → 04.97	<b>KF-228</b> (3 pcs)	A: 200 D: 24 E: 21		<b>CY-247</b> <b>FR-209</b>
1.3 XLI (EE101_)	4E-FE	1332	55 75	09.95 → 04.97	<b>KF-208</b> (3 pcs)	A: 200 D: 24 E: 21		<b>CY-247</b> <b>FR-209</b>
1.3 XLI (EE101_)	4E-FE	1332	55 75	09.95 → 04.97	<b>KF-208</b> (3 pcs)	A: 200 D: 24 E: 21		<b>CY-238</b>
1.3 XLI 16V (EE101)	4E-FE	1332	65 88	07.92 → 09.95	<b>KF-228</b> (3 pcs)	A: 200 D: 24 E: 21		<b>CY-247</b> <b>FR-244</b>
1.3 XLI 16V (EE101)	4E-FE	1332	65 88	07.92 → 09.95	<b>KF-228</b> (3 pcs)	A: 200 D: 24 E: 21		<b>CY-247</b> <b>FR-209</b>
1.6 Si (AE101_)	4A-FE	1587	84 114	07.92 → 04.97	<b>KF-290</b> (3 pcs)	A: 210 D: 24 E: 21		<b>CY-298</b> <b>FR-272</b>
1.6 Si (AE101_)	4A-FE	1587	84 114	09.95 → 04.97	<b>KF-2058</b> (3 pcs)	A: 225 D: 29 E: 21		<b>CY-243</b> <b>FR-209</b>
1.8 GT (AE102_)	7A-FE	1762	86 117	11.92 → 05.95	<b>KF-274</b> (3 pcs)	A: 210 D: 24 E: 21		<b>FR-244</b>
1.8 GT (AE102_)	7A-FE	1762	86 117	11.92 → 05.95	<b>KF-274</b> (3 pcs)	A: 210 D: 24 E: 21		
2.0 D (CE100_)	2C	1975	53 72	07.92 → 04.97	<b>KF-267</b> (3 pcs)	A: 210 D: 26,6 E: 20		<b>CY-245</b> <b>FR-244</b>
2.0 D (CE100_)	2C	1975	53 72	07.92 → 04.97	<b>KF-267</b> (3 pcs)	A: 210 D: 26,6 E: 20		<b>CY-245</b> <b>FR-244</b>

## COROLLA (\_E11\_)

1.3 16V			63	01.97 → 12.00	<b>KF-228</b> (3 pcs)	A: 200 D: 24 E: 21		<b>FR-244</b>
1.4 (EE111_)	4E-FE	1332	63 86	04.97 → 02.00	<b>KF-208</b> (3 pcs)  <b>KF-2065</b> (3 pcs)	A: 200 D: 24 E: 21  A: 200 D: 24 E: 21		<b>CY-295</b> <b>FR-244</b>

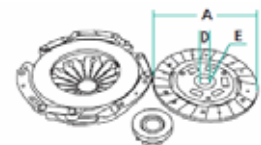
A = Disc diameter  
D = Disc centring diameter  
E = N. of disc teeth

A = Scheibendurchmesser  
D = Zentrierdurchmesser Scheibe  
E = Zahnzahl Scheibe

A = Diámetro disco  
D = Diámetro centraje disco  
E = Nº dientes disco

A = Diamètre du disque  
D = Diamètre centrage du disque  
E = Nbre de dents du disque

A = Diametro disco  
D = Diametro centraggio disco  
E = Nº denti disco



		<b>CC</b>	<b>KW HP</b>			<b>KF</b> Clutch Kit/ Kit frizione <b>VL</b> Flywheel/ Volano <b>KV</b> Clutch Kit + Flywheel	<b>FR</b> Master Cylinder/ Cilindro maestro <b>CY</b> Slave Cylinder/ Cilindro secondario
---	---	-----------	------------------	---	---	---	--

## COROLLA ( E11\_ )

1.4 (ZZE111_)	4ZZ-FE	1398	71 97	02.00 → 01.02	<b>KF-2065</b> (3 pcs)	A: 200 D: 24 E: 21		<b>FR-244</b>
1.6 (AE111_)	4A-FE	1587	81 110	04.97 → 02.00	<b>KF-274</b> (3 pcs)	A: 210 D: 24 E: 21		<b>CY-243</b> <b>FR-244</b>
1.6 (ZZE112_)	3ZZ-FE	1598	81 110	02.00 → 01.02	<b>KF-274</b> (3 pcs)	A: 210 D: 24 E: 21		<b>FR-244</b>
1.6 Aut. (AE111_)	4A-FE	1587	79 107	04.97 → 02.00	<b>KF-274</b> (3 pcs)	A: 210 D: 24 E: 21		<b>FR-244</b>
1.9 D (WZE110_)	1WZ	1867	51 69	02.00 → 01.02	<b>KF-2113</b> (3 pcs)	A: 215 D: 20,5 E: 18		<b>CY-243</b> <b>FR-244</b>
2.0 D (CE110)	2C-E	1975	53 72	04.97 → 02.00	<b>KF-267</b> (3 pcs)	A: 210 D: 26,6 E: 20		<b>CY-245</b> <b>FR-244</b>
2.0 D-4D	1CD-FTV	1995	66 90	09.00 → 01.02	<b>KF-2081</b> (3 pcs)	A: 235 D: 29 E: 21	06.01→	<b>CY-245</b> <b>FR-242</b>
2.0 D-4D	1CD-FTV	1995	66 90	09.00 → 01.02	<b>KF-2081</b> (3 pcs)	A: 235 D: 29 E: 21	06.01→	<b>CY-245</b> <b>FR-242</b>

## COROLLA ( E12J\_ )

1.4 D	1ND-TV	1364	66 90	07.04 →	<b>KF-2070</b> (3 pcs)	A: 210 D: 24 E: 21	Semi-automatic Gearbox Cambio Robotizzato	<b>FR-242</b>
1.4 VVT-i	4ZZ-FE	1398	71 97	01.02 →	<b>KF-2090</b> (3 pcs)	A: 200 D: 24 E: 21		<b>FR-242</b>
1.6 VVT-i	3ZZ-FE	1598	81 110	01.02 →	<b>KF-2013</b> (3 pcs) <b>KF-2045</b> (3 pcs)	A: 210 D: 24 E: 21 A: 200 D: 24 E: 21	01.04→ →11.03	<b>FR-242</b>
2.0 D-4D	1CD-FTV	1995	66 90	01.02 →	<b>KF-2081</b> (3 pcs) <b>KF-2089</b> (3 pcs)	A: 235 D: 29 E: 21 A: 225 D: 29 E: 21	02.04→	<b>CY-245</b> <b>FR-242</b>
2.0 D-4D	1CD-FTV	1995	85 116	04.04 →	<b>KF-2089</b> (3 pcs)	A: 225 D: 29 E: 21		<b>CY-245</b> <b>FR-242</b>

## COROLLA ( E12U\_ )

1.4 D	1ND-TV	1364	66 90	07.04 →	<b>KF-2070</b> (3 pcs)	A: 210 D: 24 E: 21	Semi-automatic Gearbox Cambio Robotizzato	<b>CY-207</b> <b>FR-242</b>
1.4 VVT-i	4ZZ-FE	1398	71 97	01.02 →	<b>KF-2090</b> (3 pcs)	A: 200 D: 24 E: 21		<b>FR-242</b>



KF Clutch Kit




VL Flywheel



KV Clutch Kit + Flywheel



FR Master Cylinder



CY Slave Cylinder

		<b>CC</b>	<b>KW HP</b>			<b>KF</b> Clutch Kit/ Kit frizione <b>VL</b> Flywheel/ Volano <b>KV</b> Clutch Kit + Flywheel	<b>FR</b> Master Cylinder/ Cilindro maestro <b>CY</b> Slave Cylinder/ Cilindro secondario
--	--	-----------	------------------	--	--	---	--

## COROLLA ( \_E12U\_ )

1.6 VVT-i	3ZZ-FE	1598	81 110	01.02 →	<b>KF-2045</b> (3 pcs)  <b>KF-2013</b> (3 pcs)	A: 200 D: 24 E: 21  A: 210 D: 24 E: 21	→11.03  01.04→	<b>FR-242</b>	
1.8 VVTL-i TS	2ZZ-GE	1796	141 192	01.02 →	<b>KF-2050</b> (3 pcs)	A: 210 D: 24 E: 21		<b>FR-242</b>	
2.0 D-4D	1CD-FTV	1995	85 116	05.03 →	<b>KF-2081</b> (3 pcs)	A: 235 D: 29 E: 21	→01.04	<b>CY-245</b> <b>FR-242</b>	
2.0 D-4D	1CD-FTV	1995	81 110	01.02 →	<b>KF-2081</b> (3 pcs)  <b>KF-2089</b> (3 pcs)  <b>KV-203</b> <b>VL-203</b>	A: 235 D: 29 E: 21  A: 225 D: 29 E: 21	→01.04  02.04→	<b>CY-245</b> <b>FR-242</b>	
2.0 D-4D	1CD-FTV	1995	66 90	01.02 →	<b>KF-2081</b> (3 pcs)  <b>KF-2089</b> (3 pcs)  <b>KV-203</b> <b>VL-203</b>	A: 235 D: 29 E: 21  A: 225 D: 29 E: 21	→01.04  02.04→	<b>CY-245</b> <b>FR-242</b>	
					Single-mass flywheel Volano monomassa				
					Single-mass flywheel Volano monomassa				

## COROLLA ( \_E12\_ )

1.4 D	1ND-TV	1364	66 90	07.04 →	<b>KF-2070</b> (3 pcs)	A: 210 D: 24 E: 21	Semi-automatic Gearbox Cambio Robotizzato	<b>CY-207</b> <b>FR-242</b>
1.4 VVT-i	4ZZ-FE	1398	71 97	08.02 →	<b>KF-2090</b> (3 pcs)	A: 200 D: 24 E: 21		<b>FR-242</b>
1.6		1598	91 124	11.06 →	<b>KF-2097</b> (3 pcs)	A: 200 D: 24 E: 21		
1.6 VVT-i	3ZZ-FE	1598	81 110	08.02 →	<b>KF-2045</b> (3 pcs)  <b>KF-2013</b> (3 pcs)	A: 200 D: 24 E: 21  A: 210 D: 24 E: 21	→11.03  01.04→	<b>FR-242</b>
2.0 D-4D	1CD-FTV	1995	66 90	08.02 →	<b>KF-2081</b> (3 pcs)  <b>KF-2089</b> (3 pcs)	A: 235 D: 29 E: 21  A: 225 D: 29 E: 21	02.04→	<b>CY-245</b> <b>FR-242</b>

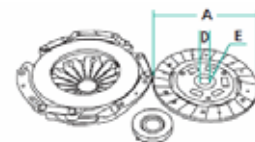
A = Disc diameter  
D = Disc centring diameter  
E = N. of disc teeth

A = Scheibendurchmesser  
D = Zentrierdurchmesser Scheibe  
E = Zahnzahl Scheibe

A = Diámetro disco  
D = Diámetro centraje disco  
E = N° dientes disco

A = Diamètre du disque  
D = Diamètre centrage du disque  
E = Nbre de dents du disque

A = Diametro disco  
D = Diametro centraggio disco  
E = N° denti disco





		<b>CC</b>	<b>KW HP</b>			<b>KF</b> Clutch Kit/ Kit frizione <b>VL</b> Flywheel/ Volano <b>KV</b> Clutch Kit + Flywheel	<b>FR</b> Master Cylinder/ Cilindro maestro <b>CY</b> Slave Cylinder/ Cilindro secondario
---	---	-----------	------------------	---	---	---	--

## COROLLA ( E12 )

2.0 D4d	1CD-FTV	1995	85 116	06.04 →	<b>KF-2089</b> (3 pcs)	A: 225 D: 29 E: 21	<b>CY-230</b>
---------	---------	------	-----------	---------	---------------------------	--------------------------	---------------

## COROLLA ( E7 )

1.3 (KE70)	4K	1290	48 65	02.82 → 05.83	<b>KF-202</b> (3 pcs)	A: 180 D: 21,5 E: 19	
1.3 (KE70)	4K	1290	44 60	09.79 → 01.82	<b>KF-201</b> (3 pcs)	A: 180 D: 21,5 E: 19	
1.6 (TE71)	2TB	1588	63 86	09.79 → 05.83	<b>KF-210</b> (3 pcs) <b>KF-211</b> (3 pcs)	A: 190 D: 24 E: 21 A: 190 D: 24 E: 21	07.80→ →07.80 <b>CY-200</b> <b>FR-200</b>
1.6 (TE71)	2T	1588	55 75	09.79 → 05.83	<b>KF-210</b> (3 pcs) <b>KF-211</b> (3 pcs)	A: 190 D: 24 E: 21 A: 190 D: 24 E: 21	07.80→ →07.80 <b>CY-200</b> <b>FR-200</b>
1.6 (TE71)	2T	1588	54 73	09.79 → 05.83	<b>KF-210</b> (3 pcs) <b>KF-211</b> (3 pcs)	A: 190 D: 24 E: 21 A: 190 D: 24 E: 21	07.80→ →07.80 <b>CY-200</b> <b>FR-200</b>
1.6 GT (TE71)	2T-G	1588	81 110	05.80 → 09.83	<b>KF-239</b> (3 pcs)	A: 200 D: 24 E: 21	<b>CY-200</b> <b>FR-200</b>
1.8 (TE72)	3T-C	1770	57 78	09.79 → 05.82	<b>KF-239</b> (3 pcs)	A: 200 D: 24 E: 21	<b>CY-200</b>
1.8 D (CE70)	1C	1839	48 65	01.83 → 09.83	<b>KF-217</b> (3 pcs)	A: 210 D: 29 E: 21	<b>CY-235</b>

## COROLLA ( E8 )

1.3	2E	1295	60 82	08.83 → 04.87	<b>KF-227</b> (3 pcs)	A: 190 D: 24 E: 21	
1.3 (AE80)	2A-L	1296	51 69	06.83 → 09.84	<b>KF-227</b> (3 pcs)	A: 190 D: 24 E: 21	<b>CY-293</b> <b>FR-231</b>
1.3 (EE80)	2E-LC 2E-L	1296	55 75	01.85 → 08.87	<b>KF-227</b> (3 pcs)	A: 190 D: 24 E: 21	08.86→ <b>CY-238</b> <b>FR-231</b>
1.6	4A-L	1587	63 86	07.85 → 05.88	<b>KF-208</b> (3 pcs)	A: 200 D: 24 E: 21	<b>CY-293</b> <b>FR-231</b>
1.6 (AE82)	4A-LC	1587	54 73	08.85 → 08.87	<b>KF-208</b> (3 pcs)	A: 200 D: 24 E: 21	<b>CY-293</b> <b>FR-231</b>



KF Clutch Kit




VL Flywheel



KV Clutch Kit + Flywheel



FR Master Cylinder



CY Slave Cylinder

		<b>CC</b>	<b>KW HP</b>			<b>KF</b> Clutch Kit/ Kit frizione <b>VL</b> Flywheel/ Volano <b>KV</b> Clutch Kit + Flywheel	<b>FR</b> Master Cylinder/ Cilindro maestro <b>CY</b> Slave Cylinder/ Cilindro secondario
--	--	-----------	------------------	--	--	---	--

## COROLLA ( \_E8\_ )

1.6 (AE82)	4A-L	1588	62 84	06.83 → 08.87	<b>KF-208</b> (3 pcs)	A: 200 D: 24 E: 21	<b>CY-293</b> <b>FR-231</b>
1.8 D	1C	1839	43 58	06.83 → 05.88	<b>KF-209</b> (3 pcs)	A: 210 D: 26,6 E: 20	<b>CY-230</b> <b>FR-236</b>
1.8 D (CE80)	1C-L	1839	47 64	06.83 → 08.87	<b>KF-209</b> (3 pcs)	A: 210 D: 26,6 E: 20	<b>CY-230</b> <b>FR-236</b>

## COROLLA ( \_E9\_ )

1.3 i (EE90)	2E 2E-E	1296	55 75	08.87 → 12.92	<b>KF-227</b> (3 pcs)	A: 190 D: 24 E: 21	→06.89	<b>CY-238</b> <b>FR-291</b>
					<b>KF-228</b> (3 pcs)	A: 200 D: 24 E: 21	06.89→	
1.6 (AE92)	4A-F	1587	66 90	08.87 → 12.89	<b>KF-208</b> (3 pcs)	A: 200 D: 24 E: 21		<b>CY-298</b> <b>FR-291</b>
1.6 GL 4x4	4A-F	1587	70 95	10.87 → 08.90	<b>KF-264</b> (3 pcs)	A: 225 D: 29 E: 21		
1.6 i	4A-FE	1587	77 105	11.89 → 06.93	<b>KF-208</b> (3 pcs)	A: 200 D: 24 E: 21		<b>CY-298</b> <b>FR-292</b>
1.6 i 4WD	4A-FE	1587	77 105	10.87 → 08.90	<b>KF-264</b> (3 pcs)	A: 225 D: 29 E: 21	02.88→	
1.8 D	1C	1840	49 67	11.89 → 06.93	<b>KF-209</b> (3 pcs)	A: 210 D: 26,6 E: 20		<b>CY-230</b> <b>FR-272</b>
1.8 D	1C	1840	47 64	07.87 → 06.93	<b>KF-209</b> (3 pcs)	A: 210 D: 26,6 E: 20		<b>CY-230</b> <b>FR-291</b>

## COROLLA FX (E8B)

1.3	2E-L	1295	55 75	08.85 → 08.87	<b>KF-207</b> (3 pcs)	A: 190 D: 24 E: 21		<b>CY-295</b> <b>FR-231</b>
1.3	2E	1295	60 82	10.84 → 04.87	<b>KF-227</b> (3 pcs)	A: 190 D: 24 E: 21		
1.6	4A-LC	1587	54 73	01.87 → 09.87	<b>KF-208</b> (3 pcs)	A: 200 D: 24 E: 21		<b>CY-293</b> <b>FR-294</b>
1.6	4A-C	1587	55 75	08.84 → 08.87	<b>KF-208</b> (3 pcs)	A: 200 D: 24 E: 21		<b>CY-293</b> <b>FR-294</b>
1.6 GT 16V	4A-GEL	1587	89 121	08.85 → 08.87	<b>KF-208</b> (3 pcs)	A: 200 D: 24 E: 21		<b>CY-293</b> <b>FR-294</b>
1.8 D	1C	1839	43 58	01.85 → 05.88	<b>KF-209</b> (3 pcs)	A: 210 D: 26,6 E: 20		<b>CY-230</b>

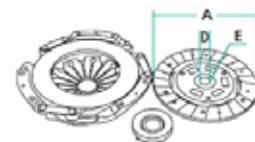
A = Disc diameter  
D = Disc centring diameter  
E = N. of disc teeth

A = Scheibendurchmesser  
D = Zentrierdurchmesser Scheibe  
E = Zahnzahl Scheibe

A = Diámetro disco  
D = Diámetro centraje disco  
E = Nº dientes disco

A = Diamètre du disque  
D = Diamètre centrage du disque  
E = Nbre de dents du disque

A = Diametro disco  
D = Diametro centraggio disco  
E = Nº denti disco



		<b>CC</b>	<b>KW HP</b>			<b>KF</b> Clutch Kit/ Kit frizione <b>VL</b> Flywheel/ Volano <b>KV</b> Clutch Kit + Flywheel	<b>FR</b> Master Cylinder/ Cilindro maestro <b>CY</b> Slave Cylinder/ Cilindro secondario
---	---	-----------	------------------	---	---	---	--

## COROLLA FX (E8B)

1.8 D	1C-L	1839	47 64	08.85 → 08.87	<b>KF-209</b> (3 pcs)	A: 210 D: 26,6 E: 20	<b>CY-230</b> <b>FR-236</b>
-------	------	------	----------	---------------	--------------------------	----------------------------	--------------------------------

## COROLLA MPV

2.2 D-4D	2AD-FTV	2231	100 136	10.05 →	<b>KF-2092</b> (3 pcs)	A: 235 D: 29 E: 21	<b>CY-211</b>
----------	---------	------	------------	---------	---------------------------	--------------------------	---------------

## COROLLA Verso

1.6	3ZZ-FE	1598	81 110	04.04 →	<b>KF-2087</b> (3 pcs)	A: 210 D: 24 E: 21	<b>FR-240</b>
1.8	1ZZ-FE	1794	95 129	04.04 →	<b>KF-2088</b> (3 pcs)	A: 210 D: 24 E: 21	<b>FR-240</b>
2.0 D-4D	1CD-FTV	1995	85 116	04.04 →	<b>KF-2089</b> (3 pcs)  <b>VL-201</b>	A: 225 D: 29 E: 21  Dual-mass flywheel Volano bimassa	<b>CY-245</b> <b>FR-242</b>
2.2 D-4D	2AD-FHV	2231	130 177	10.05 →	<b>KF-2092</b> (3 pcs)	A: 235 D: 29 E: 21	<b>CY-211</b>

## COROLLA Verso (\_E12J\_)

1.4 VVT-i	4ZZ-FE	1398	71 97	01.02 → 05.04	<b>KF-2013</b> (3 pcs)	A: 210 D: 24 E: 21	<b>FR-242</b>
1.6 VVT-i	3ZZ-FE	1598	81 110	01.02 → 05.04	<b>KF-2088</b> (3 pcs)  <b>KV-206</b> <b>VL-205</b>	A: 210 D: 24 E: 21  Single-mass flywheel Volano monomassa	<b>FR-242</b>
1.8 VVT-i	1ZZ-FE	1794	99 135	01.02 → 05.04	<b>KF-2088</b> (3 pcs)  <b>KV-206</b> <b>VL-205</b>	A: 210 D: 24 E: 21  Single-mass flywheel Volano monomassa	<b>FR-242</b>
2.0 D-4D	1CD-FTV	1995	66 90	01.02 → 05.04	<b>KF-2081</b> (3 pcs)	A: 235 D: 29 E: 21	<b>CY-245</b> <b>FR-242</b>

## CORONA

1.8	7A-FE	1762	79 107	02.92 → 09.97	<b>KF-2013</b> (3 pcs)	A: 210 D: 24 E: 21	
-----	-------	------	-----------	---------------	---------------------------	--------------------------	--

## CORONA (RT118)

1.6		1588	49 67	02.72 → 07.73	<b>KF-250</b> (3 pcs)	A: 200 D: 29,5 E: 21	
1.8		1808	63 86	11.73 → 08.75	<b>KF-250</b> (3 pcs)	A: 200 D: 29,5 E: 21	



KF Clutch Kit




VL Flywheel



KV Clutch Kit + Flywheel



FR Master Cylinder



CY Slave Cylinder

# TOYOTA

		<b>CC</b>	<b>KW HP</b>			<b>KF</b> Clutch Kit/ Kit frizione <b>VL</b> Flywheel/ Volano <b>KV</b> Clutch Kit + Flywheel	<b>FR</b> Master Cylinder/ Cilindro maestro <b>CY</b> Slave Cylinder/ Cilindro secondario
---	---	-----------	------------------	---	---	---	--

## CORONA (RT118)

2.0	18R	1968	65 88	09.75 → 05.79	<b>KF-261</b> (3 pcs)	A: 225 D: 28,7 E: 21	<b>CY-216</b> <b>FR-204</b>
-----	-----	------	----------	---------------	--------------------------	----------------------------	--------------------------------

## CORONA (RX, RT)

1.8 (TT1)	3T	1770	63 86	06.79 → 01.81	<b>KF-217</b> (3 pcs)	A: 210 D: 29 E: 21	<b>CY-205</b> <b>FR-209</b>
2.0 (RT104)	18R	1968	65 88	01.76 → 05.79	<b>KF-233</b> (3 pcs)  <b>KF-261</b> (3 pcs)	A: 225 D: 28,7 E: 21  A: 225 D: 28,7 E: 21	09.78→ <b>CY-216</b> <b>FR-204</b>

## CORONA (TT)

1.8	3T	1770	63 86	06.79 → 07.81	<b>KF-217</b> (3 pcs)	A: 210 D: 29 E: 21	<b>CY-205</b> <b>FR-209</b>
-----	----	------	----------	---------------	--------------------------	--------------------------	--------------------------------

## CRESSIDA (RX3\_)

2.0 (RX30)	18R	1968	66 90	07.77 → 07.81	<b>KF-261</b> (3 pcs)	A: 225 D: 28,7 E: 21	<b>CY-206</b> <b>FR-210</b>
------------	-----	------	----------	---------------	--------------------------	----------------------------	--------------------------------

## CRESSIDA (\_X6\_)

2.0		1988	125 170	10.88 → 09.91	<b>KF-252</b> (3 pcs)	A: 225 D: 29 E: 21	<b>FR-210</b>
2.0 (RX60)	21R 21R-C	1972	77 105	05.81 → 03.85	<b>KF-252</b> (3 pcs)	A: 225 D: 29 E: 21	<b>CY-200</b> <b>FR-210</b>
2.0 GLi		1988	110 150	08.82 → 09.92	<b>KF-2115</b> (3 pcs)	A: 225 D: 28 E: 21	
2.0 GLI	1G-E	1988	80 109	11.82 → 12.84	<b>KF-218</b> (3 pcs)	A: 225 D: 29,5 E: 21	<b>CY-200</b> <b>FR-210</b>
2.2 D (LX60)	L	2173	49 67	09.80 → 07.84	<b>KF-215</b> (3 pcs)	A: 225 D: 29 E: 21	
2.4 D			63	08.84 →	<b>KF-249</b> (3 pcs)  <b>KF-289</b> (3 pcs)	A: 225 D: 29,5 E: 21  A: 225 D: 28,5 E: 21	→09.92 <b>CY-292</b> <b>FR-236</b>  10.92→
2.4 TD	2L-T	2446	66 90	05.85 → 09.88	<b>KF-279</b> (3 pcs)  <b>KF-2115</b> (3 pcs)	A: 225 D: 29 E: 21  A: 225 D: 28 E: 21	<b>CY-292</b> <b>FR-236</b>  →12.86
2.8	5M-E	2759	106 144	05.85 → 09.88	<b>KF-262</b> (3 pcs)	A: 235 D: 29 E: 21	<b>CY-234</b> <b>FR-210</b>

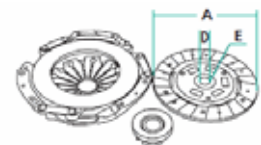
A = Disc diameter  
D = Disc centring diameter  
E = N. of disc teeth

A = Scheibendurchmesser  
D = Zentrierdurchmesser Scheibe  
E = Zahnzahl Scheibe

A = Diámetro disco  
D = Diámetro centrage disco  
E = N° dientes disco

A = Diamètre du disque  
D = Diamètre centrage du disque  
E = Nbre de dents du disque

A = Diametro disco  
D = Diametro centraggio disco  
E = N° denti disco



		<b>CC</b>	<b>KW HP</b>			<b>KF</b> Clutch Kit/ Kit frizione <b>VL</b> Flywheel/ Volano <b>KV</b> Clutch Kit + Flywheel	<b>FR</b> Master Cylinder/ Cilindro maestro <b>CY</b> Slave Cylinder/ Cilindro secondario
---	---	-----------	------------------	---	---	---	--

## CROWN (\_S1\_)

2.0		2000		01.85 →	<b>KF-2051</b> (3 pcs)	A: 225 D: 29 E: 21	<b>CY-219</b> <b>FR-212</b>
2.0 (5R)		2000		01.75 → 12.84	<b>KF-261</b> (3 pcs)	A: 225 D: 28,7 E: 21	<b>CY-206</b> 01.80→ <b>FR-212</b> 01.80→
2.2 D (LS110_)	L	2188	53 72	04.80 → 07.83	<b>KF-215</b> (3 pcs)	A: 225 D: 29 E: 21	<b>CY-210</b> <b>FR-212</b>
2.8 i Super Saloon (S12)	5M-GE	2759	125 170	02.84 → 03.85	<b>KF-2008</b> (3 pcs)	A: 225 D: 28,6 E: 21	<b>CY-234</b>
2.8 SI (MS112)	5M 5M-E	2759	107 146	04.80 → 07.83	<b>KF-252</b> (3 pcs)	A: 225 D: 29 E: 21	<b>CY-206</b> <b>FR-212</b>

## DYNA

2.0		1997	72 98	08.77 → 08.84	<b>KF-262</b> (3 pcs)	A: 235 D: 29 E: 21	
2.0	3Y	1998	79 107	09.84 → 08.87	<b>KF-262</b> (3 pcs)	A: 235 D: 29 E: 21	<b>CY-234</b>
2.4 D	2J	2449	55 75	09.84 → 08.87	<b>KF-252</b> (3 pcs)	A: 225 D: 29 E: 21	08.85→ <b>CY-219</b>
2.5 D4d	2KD-FTV	2494	75 102	08.01 →	<b>KF-2116</b> (3 pcs)	A: 235 D: 29 E: 21	
2.5 D4d	2KD-FTV	2494	65 88	08.01 →	<b>KF-2116</b> (3 pcs)	A: 235 D: 29 E: 21	
3.0 D4d	1KD-FTV	2982	80 109	09.06 →	<b>KF-2112</b> (3 pcs) <b>KF-2112X</b>	A: 260 D: 29 E: 21	
3.4 D		3431	66 90	09.84 → 08.87	<b>KF-254</b> (3 pcs)	A: 260 D: 29 E: 21	09.85→
3.4 D		3431	66 90	08.77 → 08.87	<b>KF-254</b> (3 pcs)	A: 260 D: 29 E: 21	09.85→

## DYNA (3L)

2.8 D (LY60/61)		8	60	01.88 → 12.94	<b>KF-296</b> (3 pcs) <b>KF-287</b> (3 pcs)	A: 225 D: 29 E: 21 A: 235 D: 28,5 E: 21	08.89→
-----------------	--	---	----	---------------	--	--	--------

## DYNA (3Y)

2.0 (YY61)			65	01.87 → 12.94	<b>KF-2000</b> (3 pcs)	A: 225 D: 29 E: 21	
------------	--	--	----	---------------	---------------------------	--------------------------	--



KF Clutch Kit




VL Flywheel



KV Clutch Kit + Flywheel



FR Master Cylinder



CY Slave Cylinder

# TOYOTA

		<b>CC</b>	<b>KW HP</b>			<b>KF</b> Clutch Kit/ Kit frizione <b>VL</b> Flywheel/ Volano <b>KV</b> Clutch Kit + Flywheel	<b>FR</b> Master Cylinder/ Cilindro maestro <b>CY</b> Slave Cylinder/ Cilindro secondario
---	---	-----------	------------------	---	---	---	--

## DYNA 100 (2Y)

1.8 ( Y81 )			58	10.80 → 04.95	<b>KF-242</b> (3 pcs)  <b>KF-255</b> (3 pcs)	A: 225 D: 28,6 E: 21  A: 235 D: 29 E: 21	08.85→  →07.85	<b>CY-219</b>
2.4 D ( LH80-LH81 )			69	08.87 → 04.95	<b>KF-218</b> (3 pcs)	A: 225 D: 29,5 E: 21		

## DYNA 150

3.4 D ( LY61 )			85	09.88 → 04.95	<b>KF-2053</b> (3 pcs)	A: 260 D: 29,5 E: 21		
----------------	--	--	----	---------------	---------------------------	----------------------------	--	--

## DYNA 150 ( 3L / 5L )

2.0	3Y	1998	79 107	08.85 → 08.88	<b>KF-279</b> (3 pcs)	A: 225 D: 29 E: 21		<b>CY-240</b>
-----	----	------	-----------	---------------	--------------------------	--------------------------	--	---------------

## DYNA 150 (LY\_)

2.8 D		2779	61 83	05.95 → 08.98	<b>KF-2070</b> (3 pcs)	A: 210 D: 24 E: 21		<b>FR-245</b>
-------	--	------	----------	---------------	---------------------------	--------------------------	--	---------------

## DYNA 200

3.7 D				08.88 → 09.92	<b>KF-281</b> (3 pcs)	A: 275 D: 29 E: 21		
-------	--	--	--	---------------	--------------------------	--------------------------	--	--

## DYNA D ( 3B )

3.0 D (BU)				08.80 →	<b>KF-254</b> (3 pcs)  <b>KF-2053</b> (3 pcs)	A: 260 D: 29 E: 21  A: 260 D: 29,5 E: 21	→12.85  08.87→	
------------	--	--	--	---------	---	--	----------------------	--

## HIACE I ( \_H\_ )

1.6	12R	1587	49 67	01.79 → 12.84	<b>KF-217</b> (3 pcs)	A: 210 D: 29 E: 21		<b>CY-216</b>
1.6 (RH20-30)	12R	1587	49 67	02.77 → 03.83	<b>KF-216</b> (3 pcs)	A: 210 D: 29 E: 21		<b>CY-216</b> <b>FR-214</b>
2.0 (RH25-32)	18R	1968	65 88	07.77 → 03.83	<b>KF-261</b> (3 pcs)  <b>KF-241</b> (3 pcs)	A: 225 D: 28,7 E: 21  A: 225 D: 29 E: 21		<b>CY-216</b> <b>FR-214</b>
2.2 D (LH20-30)	L	2173	46 63	01.79 → 03.83	<b>KF-217</b> (3 pcs)  <b>KF-252</b> (3 pcs)	A: 210 D: 29 E: 21  A: 225 D: 29 E: 21	→11.80  12.80→	<b>CY-213</b> <b>FR-214</b>

A = Disc diameter

D = Disc centring diameter

E = N. of disc teeth

A = Scheibendurchmesser

D = Zentrierdurchmesser Scheibe

E = Zähnezah Scheibe

A = Diámetro disco

D = Diámetro centrage disco

E = Nº dientes disco

A = Diamètre du disque

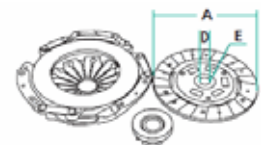
D = Diamètre centrage du disque

E = Nbre de dents du disque

A = Diametro disco

D = Diametro centraggio disco

E = Nº denti disco



		<b>CC</b>	<b>KW HP</b>			<b>KF</b> Clutch Kit/ Kit frizione <b>VL</b> Flywheel/ Volano <b>KV</b> Clutch Kit + Flywheel	<b>FR</b> Master Cylinder/ Cilindro maestro <b>CY</b> Slave Cylinder/ Cilindro secondario
---	---	-----------	------------------	---	---	---	--

## HIACE II (H5\_)

<b>1.8 (H5G)</b>	2Y	1812	58 79	03.83 → 11.89	<b>KF-2022</b> (3 pcs)  <b>KF-2023</b> (3 pcs)	<b>A:</b> 225 <b>D:</b> 28,8 <b>E:</b> 21  <b>A:</b> 225 <b>D:</b> 28,8 <b>E:</b> 21	08.87→07.88  08.88→	<b>CY-219</b>  <b>FR-214</b>
<b>2.2 D (H5G)</b>	L	2173	49 67	03.83 → 11.89	<b>KF-252</b> (3 pcs)	<b>A:</b> 225 <b>D:</b> 29 <b>E:</b> 21		<b>CY-288</b> <b>FR-284</b>
<b>2.4 D (H5G)</b>	2L	2446	55 75	08.84 → 08.89	<b>KF-252</b> (3 pcs)  <b>KF-272</b> (3 pcs)	<b>A:</b> 225 <b>D:</b> 29 <b>E:</b> 21  <b>A:</b> 225 <b>D:</b> 28,8 <b>E:</b> 21	→12.87  01.88→	<b>CY-234</b> <b>CY-287</b> <b>FR-283</b> <b>FR-284</b>
<b>2.4 D 4WD (H5F)</b>	2L	2446	54 73	01.87 → 01.88	<b>KF-296</b> (3 pcs)	<b>A:</b> 225 <b>D:</b> 29 <b>E:</b> 21	08.87→	

## HIACE III (\_H10\_)

<b>2.0 (RZH102)</b>	1RZ	1998	74 101	08.89 → 08.95	<b>KF-256</b> (3 pcs)	<b>A:</b> 225 <b>D:</b> 28,5 <b>E:</b> 21		<b>CY-286</b> <b>FR-282</b>
<b>2.4 (RZH103)</b>	2RZ-E	2438	88 120	08.89 → 08.95	<b>KF-2024</b> (3 pcs)	<b>A:</b> 235 <b>D:</b> 28,5 <b>E:</b> 21	08.93→	<b>CY-286</b> <b>FR-283</b>
<b>2.4 4WD</b>	2RZ-E	2438	88 120	08.89 → 08.95	<b>KF-2024</b> (3 pcs)	<b>A:</b> 235 <b>D:</b> 28,5 <b>E:</b> 21		<b>FR-283</b>
<b>2.4 D</b>	2L	2446	57 78	10.93 → 08.95	<b>KF-2025</b> (3 pcs)	<b>A:</b> 225 <b>D:</b> 29,6 <b>E:</b> 21		<b>CY-287</b> <b>FR-283</b>
<b>2.4 D (LH102)</b>	2L	2446	55 75	08.89 → 08.95	<b>KF-2025</b> (3 pcs)  <b>KF-296</b> (3 pcs)	<b>A:</b> 225 <b>D:</b> 29,6 <b>E:</b> 21  <b>A:</b> 225 <b>D:</b> 29 <b>E:</b> 21	08.93→  →08.93	<b>CY-287</b> <b>FR-283</b>
<b>2.4 D 4WD</b>	2L	2446	55 75	08.89 → 08.95	<b>KF-2028</b> (3 pcs)	<b>A:</b> 225 <b>D:</b> 29,6 <b>E:</b> 21		<b>CY-287</b> <b>FR-283</b>
<b>2.8 D</b>	3L	2779	61 83	08.89 → 08.95	<b>KF-2026</b> (3 pcs)  <b>KF-2029</b> (3 pcs)	<b>A:</b> 225 <b>D:</b> 29,6 <b>E:</b> 21  <b>A:</b> 225 <b>D:</b> 29,5 <b>E:</b> 21		<b>CY-287</b>

## HIACE IV (\_H1\_, \_H2\_)

<b>2.0</b>		1998	74 101	08.95 → 04.98	<b>KF-256</b> (3 pcs)	<b>A:</b> 225 <b>D:</b> 28,5 <b>E:</b> 21		
<b>2.4 (RCH12_, RCH22_)</b>	2RZ-E	2438	85 115	08.95 → 04.98	<b>KF-2024</b> (3 pcs)	<b>A:</b> 235 <b>D:</b> 28,5 <b>E:</b> 21		



KF Clutch Kit




VL Flywheel



KV Clutch Kit + Flywheel



FR Master Cylinder



CY Slave Cylinder



		<b>CC</b>	<b>KW HP</b>			<b>KF</b> Clutch Kit/ Kit frizione <b>VL</b> Flywheel/ Volano <b>KV</b> Clutch Kit + Flywheel	<b>FR</b> Master Cylinder/ Cilindro maestro <b>CY</b> Slave Cylinder/ Cilindro secondario
---	---	-----------	------------------	---	---	---	--

## HIACE IV ( \_H1\_ , \_H2\_ )

2.4 D	2L	2446	55 75	07.99 →	<b>KF-2069</b> (3 pcs)	A: 225 D: 29,6 E: 21	<b>CY-287</b>
2.4 D	2L	2446	58 79	08.95 →	<b>KF-2012</b> (3 pcs)	A: 225 D: 29 E: 21	<b>CY-287</b> <b>FR-283</b>
2.4 TD (LXH12_ , LXH22_)	2L-T	2446	66 90	08.95 →	<b>KF-2080</b> (3 pcs)	A: 235 D: 28,5 E: 21	<b>CY-248</b> <b>FR-283</b>
2.4 TD 4WD (H18/28)	2L-T	2446	66 90	08.95 →	<b>KF-2080</b> (3 pcs)	A: 235 D: 28,5 E: 21	<b>CY-248</b> <b>FR-283</b>
2.5 D-4D	2KD-FTV	2494	86 117	08.06 →	<b>KF-2112</b> (3 pcs)  <b>KF-2112X</b>	A: 260 D: 29 E: 21	<b>CY-252</b>
2.5 D-4D	2KD-FTV	2494	75 102	11.01 →	<b>KF-2116</b> (3 pcs)	A: 235 D: 29 E: 21	
2.5 D-4D	2KD-FTV	2494	70 95	08.06 →	<b>KF-2112</b> (3 pcs)  <b>KF-2112X</b>	A: 260 D: 29 E: 21	<b>CY-252</b>
2.5 D-4D	2KD-FTV	2494	65 88	11.01 →	<b>KF-2116</b> (3 pcs)	A: 235 D: 29 E: 21	

## HILUX

2.4 TD 4x4	2L-T	2446	66 90	08.97 → 07.01	<b>KF-2077</b> (3 pcs)	A: 235 D: 29,5 E: 21	
2.5 D	2KD-FTV	2494	88 120	12.07 →	<b>KF-2102</b> (3 pcs)	A: 260 D: 29 E: 21	<b>FR-207</b>
2.5 D 4x4	2KD-FTV	2494	75 102	08.05 →	<b>KF-2102</b> (3 pcs)	A: 260 D: 29 E: 21	<b>FR-207</b>
2.5 D 4x4	2KD-FTV	2494	88 120	12.07 →	<b>KF-2102</b> (3 pcs)	A: 260 D: 29 E: 21	
3.0 D 4x4	1KD-FTV	2982	126 171	12.07 →			<b>FR-207</b>

## HILUX ( \_N\_ )

1.6	1Y		48	08.78 → 08.88	<b>KF-216</b> (3 pcs)	A: 210 D: 29 E: 21	<b>CY-216</b> →12.83 <b>CY-219</b> 01.84→ <b>FR-228</b> 01.84→ <b>FR-235</b> →12.83
					<b>KF-217</b> (3 pcs)	A: 210 D: 29 E: 21	09.80→07.85
					<b>KF-242</b> (3 pcs)	A: 225 D: 28,6 E: 21	08.85→
1.8 (YN85_ , YN90_)	2Y	1812	61 83	08.88 → 07.94	<b>KF-2067</b> (3 pcs)	A: 225 D: 28,6 E: 21	<b>CY-219</b> <b>FR-290</b>

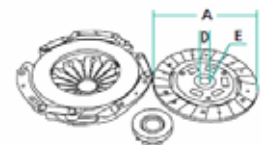
A = Disc diameter  
D = Disc centring diameter  
E = N. of disc teeth

A = Scheibendurchmesser  
D = Zentrierdurchmesser Scheibe  
E = Zahnzahl Scheibe

A = Diámetro disco  
D = Diámetro centrage disco  
E = Nº dientes disco

A = Diamètre du disque  
D = Diamètre centrage du disque  
E = Nbre de dents du disque

A = Diametro disco  
D = Diametro centraggio disco  
E = Nº denti disco



		<b>CC</b>	<b>KW HP</b>			<b>KF</b> Clutch Kit/ Kit frizione <b>VL</b> Flywheel/ Volano <b>KV</b> Clutch Kit + Flywheel	<b>FR</b> Master Cylinder/ Cilindro maestro <b>CY</b> Slave Cylinder/ Cilindro secondario
--	--	-----------	------------------	--	--	---	--

HILUX ( _N_ )									
2.0	3Y	1998	65 88	01.84 → 12.86	<b>KF-295</b> (3 pcs) <b>KF-271</b> (3 pcs)	A: 235 D: 29 E: 21 A: 235 D: 29 E: 21	08.86→  →07.86	<b>CY-219</b> <b>FR-228</b> <b>FR-236</b>	→12.85 01.86→
2.0 4WD	3Y	1998	65 88	08.85 → 07.88	<b>KF-261</b> (3 pcs) <b>KF-233</b> (3 pcs)	A: 225 D: 28,7 E: 21 A: 225 D: 28,7 E: 21	09.80→	<b>CY-216</b> <b>FR-235</b>	
2.2 4WD (YN106_, YN110_)	4Y	2237	69 94	01.87 → 12.89	<b>KF-265</b> (3 pcs)	A: 235 D: 28,5 E: 21		<b>CY-219</b> <b>FR-285</b>	
2.4 D	2L	2446	61 83	08.88 →	<b>KF-2068</b> (3 pcs)	A: 225 D: 29,6 E: 21		<b>CY-234</b> <b>FR-247</b>	
2.4 D	2L	2446	59 80	01.92 →	<b>KF-2070</b> (3 pcs)	A: 210 D: 24 E: 21		<b>CY-245</b> <b>FR-247</b>	
2.4 D	2L	2446	58 79	03.95 →	<b>KF-2068</b> (3 pcs)	A: 225 D: 29,6 E: 21		<b>CY-245</b> <b>FR-247</b>	
2.4 D	2L	2446	55 75	07.98 → 01.02	<b>KF-2068</b> (3 pcs)	A: 225 D: 29,6 E: 21		<b>CY-234</b> <b>FR-247</b>	
2.4 D 4WD	2L	2446	58 79	01.94 →	<b>KF-2054</b> (3 pcs) <b>KF-2054X</b> <b>KF-287</b> (3 pcs)	A: 235 D: 29 E: 21 A: 235 D: 28,5 E: 21	01.94→	<b>CY-245</b> <b>FR-247</b>	
2.4 D 4WD	2L	2446	61 83	08.88 →	<b>KF-296</b> (3 pcs) <b>KF-2068</b> (3 pcs)	A: 225 D: 29 E: 21 A: 225 D: 29,6 E: 21	01.89→	<b>CY-234</b> <b>FR-247</b>	
2.4 D AWD	2L	2446	55 75	01.84 → 08.88	<b>KF-2115</b> (3 pcs)	A: 225 D: 28 E: 21			
2.4 i 4WD	22R	2383	84 114	06.89 →	<b>KF-252</b> (3 pcs) <b>KF-289</b> (3 pcs) <b>KF-2072</b> (3 pcs)	A: 225 D: 29 E: 21 A: 225 D: 28,5 E: 21 A: 235 D: 29 E: 21	→08.89 08.89→08.92 08.92→	<b>CY-219</b> <b>CY-289</b> <b>FR-280</b>	01.92→ 08.89→



KF Clutch Kit




VL Flywheel



KV Clutch Kit + Flywheel



FR Master Cylinder



CY Slave Cylinder

		<b>CC</b>	<b>KW HP</b>			<b>KF</b> Clutch Kit/ Kit frizione <b>VL</b> Flywheel/ Volano <b>KV</b> Clutch Kit + Flywheel	<b>FR</b> Master Cylinder/ Cilindro maestro <b>CY</b> Slave Cylinder/ Cilindro secondario
--	--	-----------	------------------	--	--	---	--

## HILUX ( \_N\_ )

2.4 i 4WD	22RE	2366	84 114	06.89 →	<b>KF-289</b> (3 pcs)  <b>KF-2072</b> (3 pcs)  <b>KF-252</b> (3 pcs)	A: 225 D: 28,5 E: 21  A: 235 D: 29 E: 21  A: 225 D: 29 E: 21	09.89→07.92  08.92→  →08.89	<b>CY-219</b> <b>CY-289</b> <b>FR-280</b>	01.92→
2.4 i 4WD	2RZ-FE	2438	103 140	08.97 →	<b>KF-2080</b> (3 pcs)	A: 235 D: 28,5 E: 21			
2.4 TD 4WD	2L-T	2446	66 90	08.98 → 01.02	<b>KF-2077</b> (3 pcs)	A: 235 D: 29,5 E: 21		<b>FR-280</b>	
2.5 D-4D	2KD-FTV	2494	65 88	11.01 →	<b>KF-2116</b> (3 pcs)	A: 235 D: 29 E: 21		<b>FR-248</b>	
2.5 D-4D 4WD	2KD-FTV	2494	75 102	11.01 →	<b>KF-2112</b> (3 pcs)  <b>KF-2112X</b>	A: 260 D: 29 E: 21		<b>FR-248</b>	
2.8 D 4WD		2779	61 83	08.94 → 07.01	<b>KF-2070</b> (3 pcs)	A: 210 D: 24 E: 21			

## iQ

1.33	1NR-FE	1329	72 98	01.09 →	<b>KF-2110</b> (3 pcs)	A: 200 D: 24 E: 21			
------	--------	------	----------	---------	---------------------------	--------------------------	--	--	--

## LAND CRUISER (J12)

3.0 D-4D (KDJ120)	1KD-FTV	2982	120 163	01.03 →	<b>KF-2082</b> (3 pcs)  <b>KF-2119</b> (3 pcs)	A: 275 D: 29 E: 21  A: 275 D: 30 E: 21	→08.04 MT5  08.04→ MT6	<b>CY-252</b>	
3.0 D-4D (KDJ120)	1KD-FTV	2982	122 166	08.04 →	<b>KF-2118</b> (3 pcs)  <b>KF-2118X</b>	A: 275 D: 30 E: 21		<b>CY-252</b>	

## LAND CRUISER ( \_J4\_ )

3.0 D (BJ40_V, BJ43_)	B	2977	59 80	02.74 → 10.84	<b>KF-200</b> (3 pcs)	A: 255 D: 29 E: 21		<b>CY-226</b> <b>FR-233</b> <b>FR-284</b>	
3.4 D (BJ42_V, BJ45_V, BJ46_)	3B	3432	66 90	08.80 → 10.84	<b>KF-254</b> (3 pcs)	A: 260 D: 29 E: 21		<b>CY-226</b> <b>CY-227</b> <b>FR-233</b>	01.81→
3.6 D (HJ45_V)	H	3576	66 90	04.79 → 07.80	<b>KF-251</b> (3 pcs)  <b>KF-251X</b>	A: 275 D: 28 E: 10		<b>FR-297</b>	

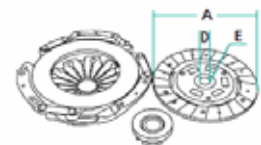
A = Disc diameter  
D = Disc centring diameter  
E = N. of disc teeth

A = Scheibendurchmesser  
D = Zentrierdurchmesser Scheibe  
E = Zahnzahl Scheibe

A = Diámetro disco  
D = Diámetro centrage disco  
E = N° dientes disco

A = Diamètre du disque  
D = Diamètre centrage du disque  
E = Nbre de dents du disque

A = Diametro disco  
D = Diametro centraggio disco  
E = N° denti disco



		<b>CC</b>	<b>KW HP</b>			<b>KF</b> Clutch Kit/ Kit frizione <b>VL</b> Flywheel/ Volano <b>KV</b> Clutch Kit + Flywheel	<b>FR</b> Master Cylinder/ Cilindro maestro <b>CY</b> Slave Cylinder/ Cilindro secondario
---	---	-----------	------------------	---	---	---	--

## LAND CRUISER ( \_J4\_ )

3.9 (FJ40_, FJ43_, FJ45_, FJ55_V)		3878	96 131	03.69 → 01.75	<b>KF-251</b> (3 pcs)  <b>KF-251X</b>	A: 275 D: 28 E: 10	<b>FR-279</b>
4.0 D (HJ47_V)	2H	3980	76 103	08.80 → 10.84	<b>KF-251</b> (3 pcs)  <b>KF-251X</b>	A: 275 D: 28 E: 10	<b>CY-228</b> <b>FR-233</b>
4.2 (FJ40_V, FJ43_, FJ45_V, FJ55_)	2F	4230	89 121	01.75 → 04.86	<b>KF-251</b> (3 pcs)  <b>KF-251X</b>	A: 275 D: 28 E: 10	<b>FR-297</b>

## LAND CRUISER ( \_J6\_ )

3.4 Diesel (BJ60_V)	3B	3432	66 90	10.81 → 08.87	<b>KF-254</b> (3 pcs)	A: 260 D: 29 E: 21	<b>CY-226</b> <b>FR-233</b> <b>FR-265</b>	For vehicles w/o clutch booster per veicoli s/servofrizione
4.0 Diesel (HJ60)	2H	3980	76 103	01.85 → 12.87	<b>KF-251</b> (3 pcs)  <b>KF-251X</b>	A: 275 D: 28 E: 10	<b>CY-299</b> <b>FR-265</b>	For vehicles w/o clutch booster per veicoli s/servofrizione
4.0 Diesel (HJ60)	2H	3980	74 101	01.82 → 12.85	<b>KF-251</b> (3 pcs)  <b>KF-251X</b>	A: 275 D: 28 E: 10	<b>CY-228</b> <b>FR-233</b>	
4.0 Diesel (HJ60_V)	2H	3980	77 105	10.81 → 01.88	<b>KF-251</b> (3 pcs)  <b>KF-251X</b>	A: 275 D: 28 E: 10	<b>CY-228</b> <b>FR-233</b> <b>FR-265</b>	For vehicles w/o clutch booster per veicoli s/servofrizione
4.0 Turbo-D (HJ61_V)	12HT	3980	100 136	10.85 → 12.89	<b>KF-251</b> (3 pcs)  <b>KF-251X</b> <b>KF-281</b> (3 pcs)	A: 275 D: 28 E: 10  A: 275 D: 29 E: 21	08.87→ <b>CY-299</b> <b>FR-265</b>	For vehicles w/o clutch booster per veicoli s/servofrizione
4.2 (FJ60_V)	2F	4230	88 120	10.81 → 01.88	<b>KF-251</b> (3 pcs)  <b>KF-251X</b>	A: 275 D: 28 E: 10	<b>CY-225</b> <b>FR-265</b>	For vehicles w/o clutch booster per veicoli s/servofrizione
							<b>FR-297</b>	

## LAND CRUISER ( \_J7\_ )

2.4 (RJ70_V, RJ73_V)	22RE	2366	84 114	12.88 → 12.96	<b>KF-289</b> (3 pcs)	A: 225 D: 28,5 E: 21	<b>CY-219</b> <b>FR-276</b>	01.93→
----------------------	------	------	-----------	---------------	--------------------------	----------------------------	--------------------------------	--------



KF Clutch Kit




VL Flywheel



KV Clutch Kit + Flywheel



FR Master Cylinder



CY Slave Cylinder

		<b>CC</b>	<b>KW HP</b>			<b>KF</b> Clutch Kit/ Kit frizione <b>VL</b> Flywheel/ Volano <b>KV</b> Clutch Kit + Flywheel	<b>FR</b> Master Cylinder/ Cilindro maestro <b>CY</b> Slave Cylinder/ Cilindro secondario
---	---	-----------	------------------	---	---	---	--

## LAND CRUISER (\_J7\_)

2.4 (RJ70_, RJ73_)	22R	2367	81 110	11.84 → 05.93	<b>KF-2051</b> (3 pcs)	A: 225 D: 29 E: 21	<b>CY-219</b> <b>FR-238</b> →01.90 <b>FR-276</b> 01.90→
2.4 (RJ70_, RJ73_)	22R	2367	77 105	11.84 → 05.93	<b>KF-2051</b> (3 pcs)	A: 225 D: 29 E: 21	<b>CY-219</b> <b>FR-238</b> →12.89 <b>FR-276</b> 01.90→
2.4 D (LJ70_)	2L	2429	53 72	11.84 → 10.85	<b>KF-279</b> (3 pcs)	A: 225 D: 29 E: 21	<b>CY-234</b> <b>FR-238</b>
2.4 TD (LJ70)	2L-T	2446	66 90	01.90 → 05.93	<b>KF-296</b> (3 pcs)	A: 225 D: 29 E: 21	→08.92 <b>CY-233</b> <b>FR-299</b>
2.4 TD (LJ70_, LJ73_)	2L-T	2446	63 86	10.85 → 05.90	<b>KF-2012</b> (3 pcs) <b>KF-279</b> (3 pcs)	A: 225 D: 29 E: 21 A: 225 D: 29 E: 21	08.88→ <b>CY-233</b> <b>FR-239</b> →07.88
3.0 TD (KZJ70_, KZJ73_, KZJ77_)	1KZ-T	2982	92 125	05.93 → 05.96	<b>KF-2032</b> (3 pcs) <b>KF-2032X</b>	A: 260 D: 29,5 E: 21	<b>CY-241</b> <b>FR-275</b>
3.4 D (BJ70_V, BJ73_)	3B	3432	70 95	11.84 → 12.96	<b>KF-254</b> (3 pcs) <b>KF-281</b> (3 pcs)	A: 260 D: 29 E: 21 A: 275 D: 29 E: 21	<b>CY-299</b> <b>FR-278</b> 08.87→
3.4 TD (BJ71_V)	13BT	3431	91 124	10.85 → 08.86	<b>KF-251</b> (3 pcs) <b>KF-251X</b> <b>KF-281</b> (3 pcs)	A: 275 D: 28 E: 10 A: 275 D: 29 E: 21	<b>FR-278</b>
3.5 D 4x4	1PZ	3470	85 116	01.90 → 08.92	<b>KF-2034</b> (3 pcs)	A: 260 D: 28,5 E: 21	
4.2 TD (HZJ7_V)	1H-Z	4164	96 131	01.90 →	<b>KF-2049</b> (3 pcs)	A: 275 D: 29,5 E: 21	<b>CY-285</b> <b>FR-249</b>

## LAND CRUISER 100 (\_J10\_)

4.2 TD (HDJ100_)	1HD-FTE	4164	150 204	01.98 →	<b>KF-2074</b> (3 pcs)	A: 300 D: 32 E: 14	
------------------	---------	------	------------	---------	---------------------------	--------------------------	--

## LAND CRUISER 80 (\_J8\_)

4.0 (FJ80_)	3F-E	3956	115 156	01.90 → 08.92	<b>KF-2049</b> (3 pcs)	A: 275 D: 29,5 E: 21	<b>FR-274</b>
-------------	------	------	------------	---------------	---------------------------	----------------------------	---------------

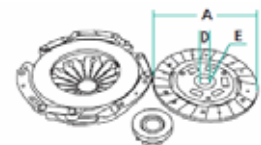
A = Disc diameter  
D = Disc centring diameter  
E = N. of disc teeth

A = Scheibendurchmesser  
D = Zentrierdurchmesser Scheibe  
E = Zähnezahl Scheibe

A = Diámetro disco  
D = Diámetro centraje disco  
E = Nº dientes disco

A = Diamètre du disque  
D = Diamètre centrage du disque  
E = Nbre de dents du disque

A = Diametro disco  
D = Diametro centraggio disco  
E = N° denti disco



		<b>CC</b>	<b>KW HP</b>			<b>KF</b> Clutch Kit/ Kit frizione <b>VL</b> Flywheel/ Volano <b>KV</b> Clutch Kit + Flywheel	<b>FR</b> Master Cylinder/ Cilindro maestro <b>CY</b> Slave Cylinder/ Cilindro secondario
---	---	-----------	------------------	---	---	---	--

## LAND CRUISER 80 (\_J8\_)

4.2 D (HZJ80_)	1H-Z	4164	99 135	01.90 → 12.97	<b>KF-282</b> (3 pcs)  <b>KF-282X</b> <b>KF-2060</b> (3 pcs)	A: 275 D: 29,5 E: 21  A: 275 D: 29,5 E: 21	07.97→	<b>CY-285</b> <b>FR-249</b>
4.2 TD (HDJ80)	1HD-T	4164	123 167	01.90 → 12.97	<b>KF-2071</b> (3 pcs)  <b>KF-283</b> (3 pcs)  <b>KF-283X</b>	A: 300 D: 32 E: 14  A: 275 D: 32 E: 14	01.95→  →12.94	<b>CY-285</b> <b>FR-274</b>
4.2 TD (HDJ80)	1HD-T	4164	118 160	10.92 → 12.97	<b>KF-2071</b> (3 pcs)  <b>KF-283</b> (3 pcs)  <b>KF-283X</b>	A: 300 D: 32 E: 14  A: 275 D: 32 E: 14	01.95→  →12.94	<b>CY-285</b> <b>FR-274</b>
4.2 TD 24V (HDJ80_)	1HD-FT	4164	125 170	03.95 → 12.97	<b>KF-2071</b> (3 pcs)	A: 300 D: 32 E: 14		<b>CY-285</b> <b>FR-274</b>
4.5 24V (FZJ80_)	1FZ-FE	4477	151 205	08.92 → 12.97	<b>KF-2071</b> (3 pcs)	A: 300 D: 32 E: 14		<b>CY-285</b>

## LAND CRUISER 90 (\_J9\_)

3.0 D-4D	1KD-FTV	2982	120 163	10.00 →	<b>KF-2059</b> (3 pcs)  <b>KF-2059X</b>	A: 260 D: 29,5 E: 21		<b>CY-252</b> <b>FR-252</b>
3.0 TD (KZJ90_, KZJ95_)	1KZ-TE	2982	92 125	04.96 →	<b>KF-2032</b> (3 pcs)  <b>KF-2032X</b> <b>KF-2059</b> (3 pcs)  <b>KF-2059X</b>	A: 260 D: 29,5 E: 21  A: 260 D: 29,5 E: 21	→05.98  06.98→09.00	<b>CY-252</b> <b>FR-251</b>

## LITEACE (CM30\_G, KM30\_G)

1.5 (KM30LG)	5K	1486	52 71	07.89 → 01.92	<b>KF-226</b> (3 pcs)	A: 200 D: 29,5 E: 21		<b>CY-240</b> <b>FR-253</b>
1.5 (KM30LG)	5K	1486	51 69	10.85 → 08.89	<b>KF-226</b> (3 pcs)	A: 200 D: 29,5 E: 21		<b>CY-240</b> <b>FR-253</b>
2.0 D (CM30LG)	2C	1975	53 72	08.88 → 01.92	<b>KF-2064</b> (3 pcs)	A: 210 D: 29 E: 21		<b>CY-235</b>

## LITEACE (CM3\_V, KM3\_V)

1.5 (KM31_V, KM36_V)	5K	1486	51 69	05.86 → 09.91	<b>KF-226</b> (3 pcs)	A: 200 D: 29,5 E: 21		<b>CY-240</b> <b>FR-253</b>
----------------------	----	------	----------	---------------	--------------------------	----------------------------	--	--------------------------------



KF Clutch Kit




VL Flywheel



KV Clutch Kit + Flywheel



FR Master Cylinder



CY Slave Cylinder

		<b>CC</b>	<b>KW HP</b>			<b>KF</b> Clutch Kit/ Kit frizione <b>VL</b> Flywheel/ Volano <b>KV</b> Clutch Kit + Flywheel	<b>FR</b> Master Cylinder/ Cilindro maestro <b>CY</b> Slave Cylinder/ Cilindro secondario
---	---	-----------	------------------	---	---	---	--

## LITEACE (CM3\_V, KM3\_V)

1.8 D (CM35_V)	1C	1839	46 63	10.85 → 08.88	<b>KF-217</b> (3 pcs)	A: 210 D: 29 E: 21	11.85→	<b>CY-235</b>	01.86→
2.0 D (CM36_V)	2C	1975	53 72	08.88 → 01.92	<b>KF-2064</b> (3 pcs)	A: 210 D: 29 E: 21		<b>CY-235</b>	

## LITEACE (M2\_G)

1.3	4K	1290	43 58	10.79 → 09.85	<b>KF-226</b> (3 pcs)	A: 200 D: 29,5 E: 21	10.82→		
					<b>KF-234</b> (3 pcs)	A: 200 D: 29,5 E: 21	→09.82		
1.8 D	1C	1839	41 56	10.82 → 09.85	<b>KF-217</b> (3 pcs)	A: 210 D: 29 E: 21			

## LITEACE (M2\_V)

1.3	4K 4K-C	1290	42 57	10.79 → 10.86	<b>KF-226</b> (3 pcs)	A: 200 D: 29,5 E: 21	10.82→		
					<b>KF-234</b> (3 pcs)	A: 200 D: 29,5 E: 21	→09.82		
1.8 D		1839	41 56	10.82 → 09.85	<b>KF-217</b> (3 pcs)	A: 210 D: 29 E: 21			

## LITEACE (\_R2\_LG)

1.5 (KR21LG)	5K	1486	52 71	01.92 → 01.95	<b>KF-2109</b> (3 pcs)	A: 200 D: 29 E: 21		<b>CY-240</b> <b>FR-245</b>	
2.0 D (CR21LG)	2C	1974	53 72	01.92 → 05.94	<b>KF-240</b> (3 pcs)	A: 200 D: 29,5 E: 21		<b>CY-235</b> <b>FR-245</b>	

## LITEACE (\_R2\_V)

1.5 (KR27_V)	5K	1486	52 71	01.92 → 01.95	<b>KF-2109</b> (3 pcs)	A: 200 D: 29 E: 21		<b>CY-240</b> <b>FR-245</b>	
2.0				01.85 →	<b>KF-272</b> (3 pcs)	A: 225 D: 28,8 E: 21	01.92→		
2.0 D (CR27_V)	2C	1974	51 69	01.92 → 05.94	<b>KF-2064</b> (3 pcs)	A: 210 D: 29 E: 21		<b>CY-235</b> <b>FR-245</b>	

## MODEL F

2.0 D	2C	1974	49 67	04.85 → 08.88	<b>KF-217</b> (3 pcs)	A: 210 D: 29 E: 21	→07.87	<b>CY-219</b> <b>FR-254</b>	
					<b>KF-249</b> (3 pcs)	A: 225 D: 29,5 E: 21	08.87→		
					<b>KF-2043</b> (3 pcs)	A: 210 D: 29,6 E: 21			

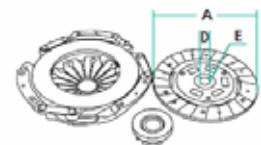
A = Disc diameter  
D = Disc centring diameter  
E = N. of disc teeth

A = Scheibendurchmesser  
D = Zentrierdurchmesser Scheibe  
E = Zahnzahl Scheibe

A = Diámetro disco  
D = Diámetro centraje disco  
E = Nº dientes disco

A = Diamètre du disque  
D = Diamètre centrage du disque  
E = Nbre de dents du disque

A = Diametro disco  
D = Diametro centraggio disco  
E = Nº denti disco





		<b>CC</b>	<b>KW HP</b>			<b>KF</b> Clutch Kit/ Kit frizione <b>VL</b> Flywheel/ Volano <b>KV</b> Clutch Kit + Flywheel	<b>FR</b> Master Cylinder/ Cilindro maestro <b>CY</b> Slave Cylinder/ Cilindro secondario
---	---	-----------	------------------	---	---	---	--

## MODEL F / DEIL BOY

1.5		1500		01.89 →	<b>KF-285</b> (3 pcs)  <b>KF-2052</b> (3 pcs)	A: 200 D: 29,5 E: 21  A: 210 D: 29 E: 21	
-----	--	------	--	---------	---	--	--

## MODELL F (\_R2\_, 31)

1.8 De Luxe (YR20)	2Y 2Y-C	1812	58 79	11.82 → 08.84	<b>KF-217</b> (3 pcs)	A: 210 D: 29 E: 21	<b>CY-219</b> <b>FR-254</b>
2.0 (YR21_G)	3Y	1998	66 90	08.88 → 01.90	<b>KF-279</b> (3 pcs)	A: 225 D: 29 E: 21	<b>CY-219</b> <b>FR-254</b>
2.0 Super (YR21)	3Y-C 3Y	1998	65 88	08.84 → 08.88	<b>KF-279</b> (3 pcs)  <b>KF-252</b> (3 pcs)	A: 225 D: 29 E: 21  A: 225 D: 29 E: 21	→08.85  08.85→  <b>CY-219</b> <b>FR-254</b>
2.2 (YR22LG, YR31LG)	4Y-EC	2237	72 98	08.87 → 01.90	<b>KF-2035</b> (3 pcs)	A: 225 D: 28,6 E: 21	<b>CY-219</b> <b>FR-254</b>

## MR 2 (\_W1\_)

1.6 16V (AW11)	4A-GELC	1587	85 116	11.84 → 06.90	<b>KF-222</b> (3 pcs)  <b>KF-2036</b> (3 pcs)	A: 210 D: 24 E: 21  A: 225 D: 29 E: 21	08.86→  <b>CY-254</b> <b>FR-255</b>
1.6 16V (AW11)	4A-GEL	1587	91 124	11.84 → 06.90	<b>KF-208</b> (3 pcs)	A: 200 D: 24 E: 21	<b>CY-254</b> <b>FR-255</b>

## MR 2 (\_W2\_)

2.0 16V	3S-GE	1998	125 170	12.89 → 05.00	<b>KF-277</b> (3 pcs)	A: 225 D: 26,7 E: 20	<b>FR-256</b>
2.0 16V	3S-GE	1998	129 175	12.89 → 05.00	<b>KF-277</b> (3 pcs)	A: 225 D: 26,7 E: 20	<b>FR-256</b>
2.0 16V (SW20)	3S-GE	1998	115 156	12.89 → 05.00	<b>KF-277</b> (3 pcs)	A: 225 D: 26,7 E: 20	<b>FR-256</b>

## MR 2 (\_W3\_)

1.8 16V VT-i (ZZW30)	1ZZ-FE	1794	103 140	04.00 →	<b>KF-290</b> (3 pcs)	A: 210 D: 24 E: 21	
----------------------	--------	------	------------	---------	--------------------------	--------------------------	--

## PASEO (EL54)

1.5 16V	5E-FE	1497	66 90	08.95 → 07.99	<b>KF-238</b> (3 pcs)	A: 200 D: 24 E: 21	03.96→  <b>CY-238</b> <b>FR-257</b>
2.0	3S-FE	1998	90 122	01.01 → 12.01	<b>KF-277</b> (3 pcs)	A: 225 D: 26,7 E: 20	<b>CY-283</b> <b>FR-273</b>



KF Clutch Kit




VL Flywheel



KV Clutch Kit + Flywheel



FR Master Cylinder



CY Slave Cylinder

		<b>CC</b>	<b>KW HP</b>			<b>KF</b> Clutch Kit/ Kit frizione <b>VL</b> Flywheel/ Volano <b>KV</b> Clutch Kit + Flywheel	<b>FR</b> Master Cylinder/ Cilindro maestro <b>CY</b> Slave Cylinder/ Cilindro secondario
--	--	-----------	------------------	--	--	---	--

## PICNIC ( \_XM10)

2.0 16V (SXM10_)	3S-FE	1998	94 128	05.96 → 12.01	<b>KF-277</b> (3 pcs)	A: 225 D: 26,7 E: 20	01.97→	<b>CY-283</b> <b>FR-273</b>
2.2 D (CMX10_)	3C-TE	2184	66 90	08.97 → 12.01	<b>KF-2037</b> (3 pcs)	A: 225 D: 27 E: 20		<b>CY-283</b>

## PREVIA

2.2 D (3CT)				01.92 →	<b>KF-2038</b> (3 pcs)	A: 235 D: 29 E: 21		
-------------	--	--	--	---------	---------------------------	--------------------------	--	--

## PREVIA (ACR3\_)

2.0 D-4D	1CD-FTV	1995	85 116	03.01 →	<b>KF-2081</b> (3 pcs)  <b>KV-203</b> <b>VL-203</b>	A: 235 D: 29 E: 21  Single-mass flywheel Volano monomassa		<b>CY-245</b>
2.4 16V	2AZ-FE	2362	115 156	08.00 →	<b>KF-2084</b> (3 pcs)	A: 235 D: 29,5 E: 21		<b>FR-242</b>

## PREVIA (TCR1\_, 2\_)

2.4	2TZ-FE	2438	97 132	05.90 → 08.00	<b>KF-292</b> (3 pcs)	A: 235 D: 29 E: 21		<b>CY-255</b> <b>FR-267</b>
2.4 4WD	2TZ-FE	2438	97 132	05.90 → 08.00	<b>KF-292</b> (3 pcs)	A: 235 D: 29 E: 21		<b>CY-255</b> <b>FR-267</b>

## RAV 4 I / FUNCRUISER (SXA1\_)

2.0		1998	99 135	06.97 → 09.99	<b>KF-263</b> (3 pcs)	A: 235 D: 28,6 E: 21		
2.0 16V	3S-FE	1998	95 129	06.94 → 06.00	<b>KF-2048</b> (3 pcs)	A: 235 D: 29 E: 21		<b>CY-283</b>

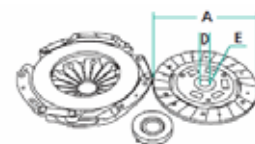
## RAV 4 II

2.4	2AZ-FE	2400		08.03 →	<b>KF-2084</b> (3 pcs)	A: 235 D: 29,5 E: 21		
-----	--------	------	--	---------	---------------------------	----------------------------	--	--

## RAV 4 II (XA2)

1.8 VVTi	1ZZ-FE	1794	92 125	02.01 →	<b>KF-290</b> (3 pcs)	A: 210 D: 24 E: 21		
----------	--------	------	-----------	---------	--------------------------	--------------------------	--	--

**A** = Disc diameter    **A** = Scheibendurchmesser    **A** = Diámetro disco    **A** = Diamètre du disque    **A** = Diametro disco  
**D** = Disc centring diameter    **D** = Zentrierdurchmesser Scheibe    **D** = Diámetro centrage disco    **D** = Diamètre centrage du disque    **D** = Diametro centraggio disco  
**E** = N. of disc teeth    **E** = Zähnezahl Scheibe    **E** = Nº dientes disco    **E** = Nbre de dents du disque    **E** = Nº denti disco



		<b>CC</b>	<b>KW HP</b>			<b>KF</b> Clutch Kit/ Kit frizione <b>VL</b> Flywheel/ Volano <b>KV</b> Clutch Kit + Flywheel	<b>FR</b> Master Cylinder/ Cilindro maestro <b>CY</b> Slave Cylinder/ Cilindro secondario
---	---	-----------	------------------	---	---	---	--

## RAV 4 II (XA2)

<b>2.0 D-4D 4WD</b>	1CD-FTV	1995	85 116	09.01 →	<b>KF-2014A</b> (3 pcs) A: 225 D: 29,6 E: 21 For engine with Dual-mass flywheel Per Motori con volano bimassa <b>KF-2014M</b> (3 pcs) A: 235 D: 30 E: 21 For engine with Single-mass flywheel Per motori volano monomassa <b>KF-2014</b> (3 pcs) A: 225 D: 29,6 E: 21 For engine with Dual-mass flywheel Per Motori con volano bimassa <b>KV-200A</b> vheel Per Motori con volano bimassa <b>KV-200</b> flywheel Per Motori con volano bimassa <b>KV-200M</b> ywheel Per motori volano monomassa <b>VL-200</b> Dual-mass flywheel Volano bimassa	<b>CY-245</b> <b>FR-202</b>
<b>2.0 VVTi 4WD</b>	1AZ-FE	1998	110 150	06.00 →	<b>KF-2075</b> (3 pcs) A: 235 D: 29,5 E: 21	<b>CY-204</b>

## RAV 4 III

<b>2.0 VVT-i</b>	1AZ-FE	1998	112 152	03.06 →	<b>KF-2094</b> (3 pcs) A: 235 D: 29 E: 21	<b>CY-204</b>
<b>2.2 D-4D</b>	2AD-FTV	2231	100 136	03.06 →	<b>KF-2092</b> (3 pcs) A: 235 D: 29 E: 21 <b>KV-202</b> <b>VL-202</b> Dual-mass flywheel Volano bimassa	<b>CY-230</b> <b>FR-211</b>
<b>2.2 D-4D</b>	2AD-FHV 2AD-FTV	2231	110 150	12.08 →	<b>KF-2092</b> (3 pcs) A: 235 D: 29 E: 21 <b>KV-202</b> <b>VL-202</b> Dual-mass flywheel Volano bimassa	<b>CY-230</b>
<b>2.2 D-CAT</b>	2AD-FHV	2231	130 177	03.06 →	<b>KF-2092</b> (3 pcs) A: 235 D: 29 E: 21	<b>CY-230</b> <b>FR-211</b>

## STARLET (EP91)

<b>1.3</b>	4E-FE	1332	55 75	04.96 → 03.99	<b>KF-228</b> (3 pcs) A: 200 D: 24 E: 21	<b>CY-238</b> <b>FR-258</b>
------------	-------	------	----------	---------------	--	--------------------------------

## STARLET (KP6\_)

<b>1.0 (KP60)</b>	2K	993	33 45	02.78 → 09.84	<b>KF-201</b> (3 pcs) A: 180 D: 21,5 E: 19	
<b>1.2 S (KP62)</b>	3K-H	1166	39 53	10.78 → 08.82	<b>KF-201</b> (3 pcs) A: 180 D: 21,5 E: 19	



KF Clutch Kit




VL Flywheel



KV Clutch Kit + Flywheel



FR Master Cylinder



CY Slave Cylinder

		<b>CC</b>	<b>KW HP</b>			<b>KF</b> Clutch Kit/ Kit frizione <b>VL</b> Flywheel/ Volano <b>KV</b> Clutch Kit + Flywheel	<b>FR</b> Master Cylinder/ Cilindro maestro <b>CY</b> Slave Cylinder/ Cilindro secondario
<b>STARLET (KP6_)</b>							
1.3 S (KP61)	4K	1290	48 65	08.82 → 09.84	<b>KF-201</b> (3 pcs)	A: 180 D: 21,5 E: 19	<b>CY-238</b> <b>FR-234</b>
<b>STARLET (_P7_)</b>							
1.0 (EP70L)	1E-L	999	40 54	10.84 → 12.89	<b>KF-203</b> (3 pcs)	A: 180 D: 24 E: 21	<b>CY-238</b> <b>FR-234</b>
1.3 (EP71L)	2E-LC	1295	55 75	10.84 → 12.89	<b>KF-203</b> (3 pcs)	A: 180 D: 24 E: 21	05.86→ <b>CY-238</b> <b>FR-234</b>
1.5 D (NP70L)	1N	1453	40 54	12.86 → 12.89	<b>KF-208</b> (3 pcs)	A: 200 D: 24 E: 21	<b>FR-259</b>
<b>STARLET (_P8_)</b>							
1.0 (EP80_)	1E	999	40 54	12.89 → 12.92	<b>KF-203</b> (3 pcs)	A: 180 D: 24 E: 21	<b>CY-238</b>
1.3 12V (EP81) Cat.	2E-E	1296	55 75	12.89 → 03.96	<b>KF-203</b> (3 pcs)	A: 180 D: 24 E: 21	<b>CY-238</b> <b>FR-258</b>
1.3 12V (EP81_)	2E 2E-E	1296	55 75	12.89 → 12.92	<b>KF-203</b> (3 pcs)	A: 180 D: 24 E: 21	03.90→ <b>CY-238</b> <b>FR-258</b>
1.5 D (NP80_)	1N	1453	40 54	12.89 → 03.96	<b>KF-208</b> (3 pcs)	A: 200 D: 24 E: 21	<b>FR-259</b>
<b>STARLET 1000 (KP)</b>							
1.0		986	33 45	11.74 → 08.78	<b>KF-202</b> (3 pcs)	A: 180 D: 21,5 E: 19	
<b>SUPRA (JZA80)</b>							
3.0 i Bi-Turbo	2JZ-GTE	2997	243 330	05.93 → 08.98	<b>KF-2042</b> (3 pcs)	A: 235 D: 29,5 E: 21	<b>CY-256</b>
<b>SUPRA (MA70)</b>							
3.0	7M-GE	2954	140 190	01.86 → 08.90	<b>KF-2039</b> (3 pcs)	A: 235 D: 29 E: 21	<b>FR-287</b>
3.0 24V	7M-GE	2954	150 204	01.86 → 08.88	<b>KF-2039</b> (3 pcs) <b>KF-2040</b> (3 pcs)	A: 235 D: 29 E: 21 A: 235 D: 29 E: 21	→07.88 <b>CY-234</b> <b>FR-287</b>
3.0 Turbo	7M-GTE	2954	175 238	08.88 → 05.93	<b>KF-2041</b> (3 pcs)	A: 240 D: 29,6 E: 21	<b>CY-234</b> <b>FR-287</b>
3.0 Turbo	7M-GTE	2954	173 235	09.87 → 04.93	<b>KF-288</b> (3 pcs) <b>KF-2041</b> (3 pcs)	A: 240 D: 29 E: 21 A: 240 D: 29,6 E: 21	<b>CY-234</b> <b>FR-287</b>

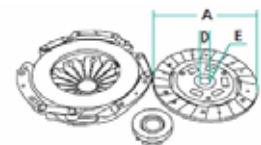
A = Disc diameter  
D = Disc centring diameter  
E = N. of disc teeth

A = Scheibendurchmesser  
D = Zentrierdurchmesser Scheibe  
E = Zahnzahl Scheibe

A = Diámetro disco  
D = Diámetro centrage disco  
E = N° dientes disco

A = Diamètre du disque  
D = Diamètre centrage du disque  
E = Nbre de dents du disque

A = Diametro disco  
D = Diametro centraggio disco  
E = N° denti disco



		<b>CC</b>	<b>KW HP</b>			<b>KF</b> Clutch Kit/ Kit frizione <b>VL</b> Flywheel/ Volano <b>KV</b> Clutch Kit + Flywheel	<b>FR</b> Master Cylinder/ Cilindro maestro <b>CY</b> Slave Cylinder/ Cilindro secondario
---	---	-----------	------------------	---	---	---	--

## TERCEL (AL2\_)

1.5 4WD	3A	1452	52 71	10.82 → 01.88	<b>KF-205</b> (3 pcs)	A: 190 D: 24 E: 21	
1.5 4WD (AL25)	3A-C	1452	50 68	05.86 → 01.88	<b>KF-205</b> (3 pcs)	A: 190 D: 24 E: 21	

## TERCEL (\_L1\_, \_L2\_)

1.3 (AL20, AL11)	2A	1296	48 65	03.79 → 01.88	<b>KF-204</b> (3 pcs)	A: 190 D: 24 E: 21	
------------------	----	------	----------	---------------	--------------------------	--------------------------	--

## URBAN CRUISER

1.3 VVT-i		1329	74 101	05.09 →	<b>KF-2105</b> (3 pcs)	A: 200 D: 24 E: 21	With Bearing Hydraulic Con Cuscinetto Idraulico
1.4 D-4D		1364	66 90	05.09 →	<b>KF-2104</b> (3 pcs)	A: 225 D: 24 E: 21	With Bearing Hydraulic Con Cuscinetto Idraulico

## VERSO

2.0 D-4D	1AD-FTV	1998	93 126	04.09 →	<b>KF-2107</b> (3 pcs)	A: 250 D: 29 E: 21	<b>CY-211</b>
2.2 D-4D	2AD-FHV	2231	110 150	04.09 →	<b>KF-2107</b> (3 pcs)	A: 250 D: 29 E: 21	<b>CY-211</b>
2.2 D-CAT	2AD-FHV	2231	130 177	04.09 →	<b>KF-2107</b> (3 pcs)	A: 250 D: 29 E: 21	<b>CY-211</b>

## VERSO-S

1.3 VVT-i		1329	73 99	01.11 →	<b>KF-2105</b> (3 pcs)	A: 200 D: 24 E: 21	With Bearing Hydraulic Con Cuscinetto Idraulico
1.4 D		1364	66 90	01.11 →	<b>KF-2117</b> (3 pcs)	A: 225 D: 24 E: 21	With Bearing Hydraulic Con Cuscinetto Idraulico

## YARIS

1.0 VVT-i	1KR-FE	998	51 69	01.06 →	<b>KF-2108</b> (3 pcs)  <b>KF-2091</b> (3 pcs)	A: 200 D: 22 E: 19  A: 190 D: 22 E: 19	Semi-automatic Gearbox Cambio Robotizzato
1.0 VVT-i		998	51 69	10.11 →	<b>KF-2091</b> (3 pcs)	A: 190 D: 22 E: 19	
1.3 VVT-i	2SZ-FE	1298	64 87	01.06 →	<b>KF-2101</b> (3 pcs)	A: 200 D: 22 E: 19	
1.3 VVT-i		1329	73 99	10.11 →	<b>KF-2105</b> (3 pcs)	A: 200 D: 24 E: 21	With Bearing Hydraulic Con Cuscinetto Idraulico
1.33 VVT-i	1NR-FE	1329	74 100	03.09 →	<b>KF-2105</b> (3 pcs)	A: 200 D: 24 E: 21	With Bearing Hydraulic Con Cuscinetto Idraulico



KF Clutch Kit




VL Flywheel



KV Clutch Kit + Flywheel



FR Master Cylinder



CY Slave Cylinder

		<b>CC</b>	<b>KW HP</b>			<b>KF</b> Clutch Kit/ Kit frizione <b>VL</b> Flywheel/ Volano <b>KV</b> Clutch Kit + Flywheel	<b>FR</b> Master Cylinder/ Cilindro maestro <b>CY</b> Slave Cylinder/ Cilindro secondario
--	--	-----------	------------------	--	--	---	--

## YARIS

1.4 D-4D		1364	66 90	10.11 →	<b>KF-2117</b> (3 pcs)	A: 225 D: 24 E: 21	With Bearing Hydraulic Con Cuscinetto Idraulico	
D-4D	1ND-TV	1364	66 90	01.06 →	<b>KF-2093</b> (3 pcs)  <b>KF-2070</b> (3 pcs)	A: 210 D: 24 E: 21  A: 210 D: 24 E: 21	Semi-automatic Gearbox Cambio Robotizzato	

## YARIS (\_CP10)

1.0 16V	1SZ-FE	998	48 65	03.03 →	<b>KF-2044</b> (3 pcs)	A: 190 D: 21,5 E: 19		<b>FR-260</b>
1.0 16V (SCP10_)	1SZ-FE	998	50 68	04.99 →	<b>KF-2044</b> (3 pcs)	A: 190 D: 21,5 E: 19		<b>CY-282</b> <b>FR-260</b> <b>FR-261</b>
1.3	2SZ-FE	1298	64 87	04.02 →	<b>KF-2031</b> (3 pcs)  <b>KF-2100</b> (3 pcs)	A: 210 D: 24 E: 21  A: 200 D: 24 E: 21	Japan  France	<b>FR-261</b>
1.3 16V (NCP10_)	2NZ-FE	1299	63 86	11.99 →	<b>KF-2045</b> (3 pcs)	A: 200 D: 24 E: 21		<b>CY-257</b> <b>FR-261</b>
1.4 D-4D	1ND-TV	1364	55 75	12.01 →	<b>KF-2083</b> (3 pcs)	A: 210 D: 24 E: 21	01.02→	<b>FR-260</b> →12.03
1.5 TS (NCP13)	1NZ-FE	1497	77 105	01.03 →	<b>KF-2031</b> (3 pcs)	A: 210 D: 24 E: 21		<b>CY-257</b> <b>FR-261</b>
1.5 VVT-i TS	1NZ-FE	1497	78 106	04.01 →	<b>KF-2087</b> (3 pcs)	A: 210 D: 24 E: 21		<b>CY-257</b> <b>FR-261</b>
1.5 VVT-i TS		1497	110 150	03.03 → 07.05	<b>KF-2087</b> (3 pcs)	A: 210 D: 24 E: 21		<b>FR-261</b>

## YARIS VERSO (NC/LP2\_)

1.3 (NCP22)	2NZ-FE	1299	62 84	01.03 →	<b>KF-2087</b> (3 pcs)	A: 210 D: 24 E: 21		<b>CY-257</b> <b>FR-261</b>
1.3 (NCP22)	2NZ-FE	1299	63 86	11.99 →	<b>KF-2087</b> (3 pcs)	A: 210 D: 24 E: 21		<b>CY-257</b> <b>FR-261</b>
1.4 D-4D (NLP22)	1ND-TV	1364	55 75	12.01 →	<b>KF-2083</b> (3 pcs)	A: 210 D: 24 E: 21		<b>FR-261</b>
1.5 (NCP21)	1NZ-FE	1497	78 106	03.00 →	<b>KF-2087</b> (3 pcs)	A: 210 D: 24 E: 21		<b>CY-257</b> <b>FR-261</b>
1.5 (NCP21)	1NZ-FE	1497	77 105	05.03 →	<b>KF-2087</b> (3 pcs)	A: 210 D: 24 E: 21		<b>CY-257</b> <b>FR-261</b>

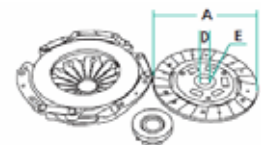
A = Disc diameter  
D = Disc centring diameter  
E = N. of disc teeth

A = Scheibendurchmesser  
D = Zentrierdurchmesser Scheibe  
E = Zahnzahl Scheibe

A = Diámetro disco  
D = Diámetro centraje disco  
E = N° dientes disco

A = Diamètre du disque  
D = Diamètre centraje du disque  
E = Nbre de dents du disque

A = Diametro disco  
D = Diametro centraggio disco  
E = N° denti disco



		<b>CC</b>	<b>KW HP</b>			<b>KF</b> Clutch Kit/ Kit frizione <b>VL</b> Flywheel/ Volano <b>KV</b> Clutch Kit + Flywheel	<b>FR</b> Master Cylinder/ Cilindro maestro <b>CY</b> Slave Cylinder/ Cilindro secondario
---	---	-----------	------------------	---	---	---	--

## ACCLAIM

1.3 (XD)	EJ	1335	51 69	01.82 → 12.85	<b>KF-403</b> (3 pcs)	<b>A:</b> 190 <b>D:</b> 20 <b>E:</b> 19	
----------	----	------	----------	---------------	--------------------------	---	--



KF Clutch Kit



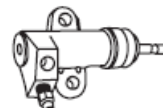
VL Flywheel



KV Clutch Kit + Flywheel



FR Master Cylinder



CY Slave Cylinder



		<b>CC</b>	<b>KW HP</b>			<b>KF</b> Clutch Kit/ Kit frizione <b>VL</b> Flywheel/ Volano <b>KV</b> Clutch Kit + Flywheel	<b>FR</b> Master Cylinder/ Cilindro maestro <b>CY</b> Slave Cylinder/ Cilindro secondario
--	--	-----------	------------------	--	--	---	--

## TARO

<b>1.8</b>	2Y	1812	61 83	04.89 → 09.94	<b>KF-2067</b> (3 pcs)	A: 225 D: 28,6 E: 21	
<b>2.4 D</b>	2L	2446	59 80	09.91 → 07.94	<b>KF-2069</b> (3 pcs)	A: 225 D: 29,6 E: 21	<b>FR-270</b>
<b>2.4 D</b>	2L	2446	61 83	06.89 → 03.97	<b>KF-2068</b> (3 pcs)	A: 225 D: 29,6 E: 21	<b>FR-270</b>

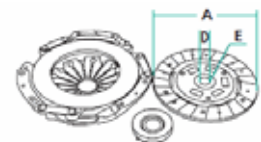
A = Disc diameter  
D = Disc centring diameter  
E = N. of disc teeth

A = Scheibendurchmesser  
D = Zentrierdurchmesser Scheibe  
E = Zähnezahl Scheibe

A = Diámetro disco  
D = Diámetro centrage disco  
E = Nº dientes disco

A = Diamètre du disque  
D = Diamètre centrage du disque  
E = Nbre de dents du disque

A = Diametro disco  
D = Diametro centraggio disco  
E = Nº denti disco



KF-000		LADA		
		Diam./Diam. [mm]	200	
		Inner Diam./Diam. int. [mm]	130	
		Fitted Diam./Diam. montaggio [mm]	252	
		Centering Diam./Diam. centraggio [mm]	23	
		Number of Teeth/N° denti	20	
KF-001		TATA (TELCO)		CF-001 \ SF-001 \ DF-001
		Diam./Diam. [mm]	190	
		Inner Diam./Diam. int. [mm]	132	
		Fitted Diam./Diam. montaggio [mm]	225	
		Centering Diam./Diam. centraggio [mm]	20	
		Number of Teeth/N° denti	18	
KF-002		CHRYSLER		
		Diam./Diam. [mm]	240	
		Inner Diam./Diam. int. [mm]	160	
		Fitted Diam./Diam. montaggio [mm]	276	
		Centering Diam./Diam. centraggio [mm]	23	
		Number of Teeth/N° denti	17	
KF-003		TATA (TELCO)		CF-003 \ SF-003 \ DF-005
		Diam./Diam. [mm]	225	
		Inner Diam./Diam. int. [mm]	147	
		Fitted Diam./Diam. montaggio [mm]	265	
		Centering Diam./Diam. centraggio [mm]	29	
		Number of Teeth/N° denti	10	
KF-005		TATA (TELCO)		CF-005 \ SF-005 \ DF-005
		Diam./Diam. [mm]	225	
		Inner Diam./Diam. int. [mm]	150	
		Fitted Diam./Diam. montaggio [mm]	265	
		Centering Diam./Diam. centraggio [mm]	29	
		Number of Teeth/N° denti	10	

**KF-006 TATA (TELCO)**

		Diam./Diam. [mm]	190
		Inner Diam./Diam. int. [mm]	133
		Fitted Diam./Diam. montaggio [mm]	224
		Centering Diam./Diam. centraggio [mm]	20
		Number of Teeth/N° denti	18

**KF-007 TATA (TELCO)**

		Diam./Diam. [mm]	190
		Inner Diam./Diam. int. [mm]	132
		Fitted Diam./Diam. montaggio [mm]	225
		Centering Diam./Diam. centraggio [mm]	20
		Number of Teeth/N° denti	18

**KF-008 TATA (TELCO)**

		Diam./Diam. [mm]	200
		Inner Diam./Diam. int. [mm]	145
		Fitted Diam./Diam. montaggio [mm]	235
		Centering Diam./Diam. centraggio [mm]	20
		Number of Teeth/N° denti	18

**KF-009 JEEP CF-004 \ SF-008**

		Diam./Diam. [mm]	260
		Inner Diam./Diam. int. [mm]	166
		Fitted Diam./Diam. montaggio [mm]	315
		Centering Diam./Diam. centraggio [mm]	29
		Number of Teeth/N° denti	10

**KF-010 JEEP CF-010 \ SF-010 \ DF-010**

		Diam./Diam. [mm]	215
		Inner Diam./Diam. int. [mm]	145
		Fitted Diam./Diam. montaggio [mm]	263
		Centering Diam./Diam. centraggio [mm]	25
		Number of Teeth/N° denti	14

KF-012		CHRYSLER			
		Diam./Diam. [mm]	240		
		Inner Diam./Diam. int. [mm]	152		
		Fitted Diam./Diam. montaggio [mm]	280,6		
		Centering Diam./Diam. centraggio [mm]	23		
		Number of Teeth/N° denti	17		
KF-013		JEEP		CF-004 \ SF-007	
		Diam./Diam. [mm]	225		
		Inner Diam./Diam. int. [mm]	171		
		Fitted Diam./Diam. montaggio [mm]	285		
		Centering Diam./Diam. centraggio [mm]	25,5		
		Number of Teeth/N° denti	19		
KF-015		JEEP			
		Diam./Diam. [mm]	260		
		Inner Diam./Diam. int. [mm]	163		
		Fitted Diam./Diam. montaggio [mm]	316		
		Centering Diam./Diam. centraggio [mm]	29		
		Number of Teeth/N° denti	10		
KF-016		MAHINDRA		CF-007 \ SF-004 \ DF-004	
		Diam./Diam. [mm]	240		
		Inner Diam./Diam. int. [mm]	151		
		Fitted Diam./Diam. montaggio [mm]	289		
		Centering Diam./Diam. centraggio [mm]	29		
		Number of Teeth/N° denti	10		
KF-019		TATA (TELCO)		CF-009 \ SF-011 \ DF-007	
		Diam./Diam. [mm]	240		
		Inner Diam./Diam. int. [mm]	168		
		Fitted Diam./Diam. montaggio [mm]	290		
		Centering Diam./Diam. centraggio [mm]	26		
		Number of Teeth/N° denti	23		



KF-020		DR	CF-502 \ SF-012 \ DF-006												
			<table border="1"> <tr><td>Diam./Diam. [mm]</td><td>225</td></tr> <tr><td>Inner Diam./Diam. int. [mm]</td><td>144</td></tr> <tr><td>Fitted Diam./Diam. montaggio [mm]</td><td>274</td></tr> <tr><td>Centering Diam./Diam. centraggio [mm]</td><td>23</td></tr> <tr><td>Number of Teeth/N° denti</td><td>20</td></tr> </table>	Diam./Diam. [mm]	225	Inner Diam./Diam. int. [mm]	144	Fitted Diam./Diam. montaggio [mm]	274	Centering Diam./Diam. centraggio [mm]	23	Number of Teeth/N° denti	20		
Diam./Diam. [mm]	225														
Inner Diam./Diam. int. [mm]	144														
Fitted Diam./Diam. montaggio [mm]	274														
Centering Diam./Diam. centraggio [mm]	23														
Number of Teeth/N° denti	20														
			<table border="1"> <tr><td>Diam./Diam. [mm]</td><td>225</td></tr> <tr><td>Inner Diam./Diam. int. [mm]</td><td>148</td></tr> <tr><td>Fitted Diam./Diam. montaggio [mm]</td><td>289</td></tr> <tr><td>Centering Diam./Diam. centraggio [mm]</td><td>25</td></tr> <tr><td>Number of Teeth/N° denti</td><td>24</td></tr> </table>	Diam./Diam. [mm]	225	Inner Diam./Diam. int. [mm]	148	Fitted Diam./Diam. montaggio [mm]	289	Centering Diam./Diam. centraggio [mm]	25	Number of Teeth/N° denti	24		
Diam./Diam. [mm]	225														
Inner Diam./Diam. int. [mm]	148														
Fitted Diam./Diam. montaggio [mm]	289														
Centering Diam./Diam. centraggio [mm]	25														
Number of Teeth/N° denti	24														
			<table border="1"> <tr><td>Diam./Diam. [mm]</td><td>240</td></tr> <tr><td>Inner Diam./Diam. int. [mm]</td><td>157</td></tr> <tr><td>Fitted Diam./Diam. montaggio [mm]</td><td>301</td></tr> <tr><td>Centering Diam./Diam. centraggio [mm]</td><td>25</td></tr> <tr><td>Number of Teeth/N° denti</td><td>24</td></tr> </table>	Diam./Diam. [mm]	240	Inner Diam./Diam. int. [mm]	157	Fitted Diam./Diam. montaggio [mm]	301	Centering Diam./Diam. centraggio [mm]	25	Number of Teeth/N° denti	24		
Diam./Diam. [mm]	240														
Inner Diam./Diam. int. [mm]	157														
Fitted Diam./Diam. montaggio [mm]	301														
Centering Diam./Diam. centraggio [mm]	25														
Number of Teeth/N° denti	24														
			<table border="1"> <tr><td>Diam./Diam. [mm]</td><td>240</td></tr> <tr><td>Inner Diam./Diam. int. [mm]</td><td>157</td></tr> <tr><td>Fitted Diam./Diam. montaggio [mm]</td><td>301</td></tr> <tr><td>Centering Diam./Diam. centraggio [mm]</td><td>25</td></tr> <tr><td>Number of Teeth/N° denti</td><td>24</td></tr> </table>	Diam./Diam. [mm]	240	Inner Diam./Diam. int. [mm]	157	Fitted Diam./Diam. montaggio [mm]	301	Centering Diam./Diam. centraggio [mm]	25	Number of Teeth/N° denti	24		
Diam./Diam. [mm]	240														
Inner Diam./Diam. int. [mm]	157														
Fitted Diam./Diam. montaggio [mm]	301														
Centering Diam./Diam. centraggio [mm]	25														
Number of Teeth/N° denti	24														
			<table border="1"> <tr><td>Diam./Diam. [mm]</td><td>215</td></tr> <tr><td>Inner Diam./Diam. int. [mm]</td><td>140</td></tr> <tr><td>Fitted Diam./Diam. montaggio [mm]</td><td>263</td></tr> <tr><td>Centering Diam./Diam. centraggio [mm]</td><td>22</td></tr> <tr><td>Number of Teeth/N° denti</td><td>26</td></tr> <tr><td colspan="2" style="text-align: center;">With Bearing Hydraulic \ Con Cuscinetto Idraulico</td></tr> </table>	Diam./Diam. [mm]	215	Inner Diam./Diam. int. [mm]	140	Fitted Diam./Diam. montaggio [mm]	263	Centering Diam./Diam. centraggio [mm]	22	Number of Teeth/N° denti	26	With Bearing Hydraulic \ Con Cuscinetto Idraulico	
Diam./Diam. [mm]	215														
Inner Diam./Diam. int. [mm]	140														
Fitted Diam./Diam. montaggio [mm]	263														
Centering Diam./Diam. centraggio [mm]	22														
Number of Teeth/N° denti	26														
With Bearing Hydraulic \ Con Cuscinetto Idraulico															

KF-1004	NISSAN	CF-100 \ SF-180 \ DF-105												
		<table border="1"> <tr><td>Diam./Diam. [mm]</td><td>225</td></tr> <tr><td>Inner Diam./Diam. int. [mm]</td><td>148</td></tr> <tr><td>Fitted Diam./Diam. montaggio [mm]</td><td>289</td></tr> <tr><td>Centering Diam./Diam. centraggio [mm]</td><td>25</td></tr> <tr><td>Number of Teeth/N° denti</td><td>24</td></tr> </table>	Diam./Diam. [mm]	225	Inner Diam./Diam. int. [mm]	148	Fitted Diam./Diam. montaggio [mm]	289	Centering Diam./Diam. centraggio [mm]	25	Number of Teeth/N° denti	24		
Diam./Diam. [mm]	225													
Inner Diam./Diam. int. [mm]	148													
Fitted Diam./Diam. montaggio [mm]	289													
Centering Diam./Diam. centraggio [mm]	25													
Number of Teeth/N° denti	24													
KF-1005	NISSAN	CF-198 \ SF-180 \ DF-105												
		<table border="1"> <tr><td>Diam./Diam. [mm]</td><td>225</td></tr> <tr><td>Inner Diam./Diam. int. [mm]</td><td>148</td></tr> <tr><td>Fitted Diam./Diam. montaggio [mm]</td><td>289</td></tr> <tr><td>Centering Diam./Diam. centraggio [mm]</td><td>25</td></tr> <tr><td>Number of Teeth/N° denti</td><td>24</td></tr> </table>	Diam./Diam. [mm]	225	Inner Diam./Diam. int. [mm]	148	Fitted Diam./Diam. montaggio [mm]	289	Centering Diam./Diam. centraggio [mm]	25	Number of Teeth/N° denti	24		
Diam./Diam. [mm]	225													
Inner Diam./Diam. int. [mm]	148													
Fitted Diam./Diam. montaggio [mm]	289													
Centering Diam./Diam. centraggio [mm]	25													
Number of Teeth/N° denti	24													
KF-1006	NISSAN	CF-199 \ SF-180 \ DF-105												
		<table border="1"> <tr><td>Diam./Diam. [mm]</td><td>225</td></tr> <tr><td>Inner Diam./Diam. int. [mm]</td><td>148</td></tr> <tr><td>Fitted Diam./Diam. montaggio [mm]</td><td>289</td></tr> <tr><td>Centering Diam./Diam. centraggio [mm]</td><td>25</td></tr> <tr><td>Number of Teeth/N° denti</td><td>24</td></tr> </table>	Diam./Diam. [mm]	225	Inner Diam./Diam. int. [mm]	148	Fitted Diam./Diam. montaggio [mm]	289	Centering Diam./Diam. centraggio [mm]	25	Number of Teeth/N° denti	24		
Diam./Diam. [mm]	225													
Inner Diam./Diam. int. [mm]	148													
Fitted Diam./Diam. montaggio [mm]	289													
Centering Diam./Diam. centraggio [mm]	25													
Number of Teeth/N° denti	24													
KF-1007	NISSAN	CF-112 \ SF-133 \ DF-113												
		<table border="1"> <tr><td>Diam./Diam. [mm]</td><td>225</td></tr> <tr><td>Inner Diam./Diam. int. [mm]</td><td>130</td></tr> <tr><td>Fitted Diam./Diam. montaggio [mm]</td><td>271</td></tr> <tr><td>Centering Diam./Diam. centraggio [mm]</td><td>24</td></tr> <tr><td>Number of Teeth/N° denti</td><td>21</td></tr> <tr><td colspan="2" style="text-align: center;">With Bearing Hydraulic \ Con Cuscinetto Idraulico</td></tr> </table>	Diam./Diam. [mm]	225	Inner Diam./Diam. int. [mm]	130	Fitted Diam./Diam. montaggio [mm]	271	Centering Diam./Diam. centraggio [mm]	24	Number of Teeth/N° denti	21	With Bearing Hydraulic \ Con Cuscinetto Idraulico	
Diam./Diam. [mm]	225													
Inner Diam./Diam. int. [mm]	130													
Fitted Diam./Diam. montaggio [mm]	271													
Centering Diam./Diam. centraggio [mm]	24													
Number of Teeth/N° denti	21													
With Bearing Hydraulic \ Con Cuscinetto Idraulico														
KF-1008	NISSAN	CF-190 \ SF-116 \ DF-135												
		<table border="1"> <tr><td>Diam./Diam. [mm]</td><td>240</td></tr> <tr><td>Inner Diam./Diam. int. [mm]</td><td>149</td></tr> <tr><td>Fitted Diam./Diam. montaggio [mm]</td><td>299</td></tr> <tr><td>Centering Diam./Diam. centraggio [mm]</td><td>25</td></tr> <tr><td>Number of Teeth/N° denti</td><td>24</td></tr> </table>	Diam./Diam. [mm]	240	Inner Diam./Diam. int. [mm]	149	Fitted Diam./Diam. montaggio [mm]	299	Centering Diam./Diam. centraggio [mm]	25	Number of Teeth/N° denti	24		
Diam./Diam. [mm]	240													
Inner Diam./Diam. int. [mm]	149													
Fitted Diam./Diam. montaggio [mm]	299													
Centering Diam./Diam. centraggio [mm]	25													
Number of Teeth/N° denti	24													

KF-1009		NISSAN	CF-100 \ SF-103 \ DF-135										
		<table border="1"> <tr> <td>Diam./Diam. [mm]</td> <td>240</td> </tr> <tr> <td>Inner Diam./Diam. int. [mm]</td> <td>148</td> </tr> <tr> <td>Fitted Diam./Diam. montaggio [mm]</td> <td>297</td> </tr> <tr> <td>Centering Diam./Diam. centraggio [mm]</td> <td>25</td> </tr> <tr> <td>Number of Teeth/N° denti</td> <td>24</td> </tr> </table>		Diam./Diam. [mm]	240	Inner Diam./Diam. int. [mm]	148	Fitted Diam./Diam. montaggio [mm]	297	Centering Diam./Diam. centraggio [mm]	25	Number of Teeth/N° denti	24
Diam./Diam. [mm]	240												
Inner Diam./Diam. int. [mm]	148												
Fitted Diam./Diam. montaggio [mm]	297												
Centering Diam./Diam. centraggio [mm]	25												
Number of Teeth/N° denti	24												
KF-101		NISSAN	CF-199 \ SF-105 \ DF-105										
		<table border="1"> <tr> <td>Diam./Diam. [mm]</td> <td>225</td> </tr> <tr> <td>Inner Diam./Diam. int. [mm]</td> <td>148</td> </tr> <tr> <td>Fitted Diam./Diam. montaggio [mm]</td> <td>288,6</td> </tr> <tr> <td>Centering Diam./Diam. centraggio [mm]</td> <td>25,4</td> </tr> <tr> <td>Number of Teeth/N° denti</td> <td>24</td> </tr> </table>		Diam./Diam. [mm]	225	Inner Diam./Diam. int. [mm]	148	Fitted Diam./Diam. montaggio [mm]	288,6	Centering Diam./Diam. centraggio [mm]	25,4	Number of Teeth/N° denti	24
Diam./Diam. [mm]	225												
Inner Diam./Diam. int. [mm]	148												
Fitted Diam./Diam. montaggio [mm]	288,6												
Centering Diam./Diam. centraggio [mm]	25,4												
Number of Teeth/N° denti	24												
KF-1010		NISSAN											
		<table border="1"> <tr> <td>Diam./Diam. [mm]</td> <td>180</td> </tr> <tr> <td>Inner Diam./Diam. int. [mm]</td> <td>132</td> </tr> <tr> <td>Fitted Diam./Diam. montaggio [mm]</td> <td>231</td> </tr> <tr> <td>Centering Diam./Diam. centraggio [mm]</td> <td>20,7</td> </tr> <tr> <td>Number of Teeth/N° denti</td> <td>18</td> </tr> </table>		Diam./Diam. [mm]	180	Inner Diam./Diam. int. [mm]	132	Fitted Diam./Diam. montaggio [mm]	231	Centering Diam./Diam. centraggio [mm]	20,7	Number of Teeth/N° denti	18
Diam./Diam. [mm]	180												
Inner Diam./Diam. int. [mm]	132												
Fitted Diam./Diam. montaggio [mm]	231												
Centering Diam./Diam. centraggio [mm]	20,7												
Number of Teeth/N° denti	18												
KF-1011		NISSAN	CF-197 \ SF-105 \ DF-105										
		<table border="1"> <tr> <td>Diam./Diam. [mm]</td> <td>225</td> </tr> <tr> <td>Inner Diam./Diam. int. [mm]</td> <td>148</td> </tr> <tr> <td>Fitted Diam./Diam. montaggio [mm]</td> <td>289</td> </tr> <tr> <td>Centering Diam./Diam. centraggio [mm]</td> <td>25</td> </tr> <tr> <td>Number of Teeth/N° denti</td> <td>24</td> </tr> </table>		Diam./Diam. [mm]	225	Inner Diam./Diam. int. [mm]	148	Fitted Diam./Diam. montaggio [mm]	289	Centering Diam./Diam. centraggio [mm]	25	Number of Teeth/N° denti	24
Diam./Diam. [mm]	225												
Inner Diam./Diam. int. [mm]	148												
Fitted Diam./Diam. montaggio [mm]	289												
Centering Diam./Diam. centraggio [mm]	25												
Number of Teeth/N° denti	24												
KF-1012		NISSAN	CF-107 \ SF-150 \ DF-197										
		<table border="1"> <tr> <td>Diam./Diam. [mm]</td> <td>200</td> </tr> <tr> <td>Inner Diam./Diam. int. [mm]</td> <td>138</td> </tr> <tr> <td>Fitted Diam./Diam. montaggio [mm]</td> <td>264</td> </tr> <tr> <td>Centering Diam./Diam. centraggio [mm]</td> <td>20</td> </tr> <tr> <td>Number of Teeth/N° denti</td> <td>18</td> </tr> </table>		Diam./Diam. [mm]	200	Inner Diam./Diam. int. [mm]	138	Fitted Diam./Diam. montaggio [mm]	264	Centering Diam./Diam. centraggio [mm]	20	Number of Teeth/N° denti	18
Diam./Diam. [mm]	200												
Inner Diam./Diam. int. [mm]	138												
Fitted Diam./Diam. montaggio [mm]	264												
Centering Diam./Diam. centraggio [mm]	20												
Number of Teeth/N° denti	18												



KF-1013		NISSAN	
		Diam./Diam. [mm]	240
		Inner Diam./Diam. int. [mm]	157,7
		Fitted Diam./Diam. montaggio [mm]	297
		Centering Diam./Diam. centraggio [mm]	25,5
		Number of Teeth/N° denti	24
KF-1014		NISSAN	
		Diam./Diam. [mm]	250
		Inner Diam./Diam. int. [mm]	154,3
		Fitted Diam./Diam. montaggio [mm]	311
		Centering Diam./Diam. centraggio [mm]	26
		Number of Teeth/N° denti	24
KF-1015		NISSAN	
		Diam./Diam. [mm]	190
		Inner Diam./Diam. int. [mm]	131
		Fitted Diam./Diam. montaggio [mm]	254
		Centering Diam./Diam. centraggio [mm]	21,6
		Number of Teeth/N° denti	26
KF-1016		NISSAN	
		Diam./Diam. [mm]	215
		Inner Diam./Diam. int. [mm]	132,6
		Fitted Diam./Diam. montaggio [mm]	249
		Centering Diam./Diam. centraggio [mm]	22
		Number of Teeth/N° denti	26
KF-1017		NISSAN	
		Diam./Diam. [mm]	225
		Inner Diam./Diam. int. [mm]	147
		Fitted Diam./Diam. montaggio [mm]	275
		Centering Diam./Diam. centraggio [mm]	20
		Number of Teeth/N° denti	18

KF-1018		NISSAN			
		Diam./Diam. [mm]	180		
		Inner Diam./Diam. int. [mm]	131		
		Fitted Diam./Diam. montaggio [mm]	254,2		
		Centering Diam./Diam. centraggio [mm]	22		
		Number of Teeth/N° denti	26		
KF-1019		NISSAN			
		Diam./Diam. [mm]	275		
		Inner Diam./Diam. int. [mm]	178		
		Fitted Diam./Diam. montaggio [mm]	340		
		Centering Diam./Diam. centraggio [mm]	25		
		Number of Teeth/N° denti	24		
KF-102		NISSAN		CF-102 \ SF-102 \ DF-102	
		Diam./Diam. [mm]	190		
		Inner Diam./Diam. int. [mm]	128,5		
		Centering Diam./Diam. centraggio [mm]	25		
		Number of Teeth/N° denti	24		
KF-1021		NISSAN			
		Diam./Diam. [mm]	240		
		Inner Diam./Diam. int. [mm]	154		
		Fitted Diam./Diam. montaggio [mm]	279		
		Centering Diam./Diam. centraggio [mm]	24		
		Number of Teeth/N° denti	21		
KF-1022		OPEL - RENAULT - NISSAN			
		Diam./Diam. [mm]	240		
		Inner Diam./Diam. int. [mm]	155		
		Fitted Diam./Diam. montaggio [mm]	279		
		Centering Diam./Diam. centraggio [mm]	24		
		Number of Teeth/N° denti	21		



KF-1023		OPEL - NISSAN			
		Diam./Diam. [mm]	240		
		Inner Diam./Diam. int. [mm]	154,5		
		Fitted Diam./Diam. montaggio [mm]	284		
		Centering Diam./Diam. centraggio [mm]	24		
		Number of Teeth/N° denti	21		
KF-1024		NISSAN			
		Diam./Diam. [mm]	240		
		Inner Diam./Diam. int. [mm]	154		
		Fitted Diam./Diam. montaggio [mm]	283		
		Centering Diam./Diam. centraggio [mm]	24		
		Number of Teeth/N° denti	21		
KF-1025		NISSAN		CF-112 \ SF-143 \ DF-113	
		Diam./Diam. [mm]	225		
		Inner Diam./Diam. int. [mm]	130		
		Fitted Diam./Diam. montaggio [mm]	271		
		Centering Diam./Diam. centraggio [mm]	24		
		Number of Teeth/N° denti	21		
		<b>With Bearing Hydraulic \ Con Cuscinetto Idraulico</b>			
KF-1026		NISSAN		CF-100 \ SF-131 \ DF-135	
		Diam./Diam. [mm]	240		
		Inner Diam./Diam. int. [mm]	148		
		Fitted Diam./Diam. montaggio [mm]	300		
		Centering Diam./Diam. centraggio [mm]	25		
		Number of Teeth/N° denti	24		
KF-1027		NISSAN		CF-103 \ SF-161 \ DF-135	
		Diam./Diam. [mm]	240		
		Inner Diam./Diam. int. [mm]	148		
		Fitted Diam./Diam. montaggio [mm]	300		
		Centering Diam./Diam. centraggio [mm]	25		
		Number of Teeth/N° denti	24		





KF-1028		NISSAN	CF-199 \ SF-135 \ DF-145
		Diam./Diam. [mm]	240
		Inner Diam./Diam. int. [mm]	157
		Fitted Diam./Diam. montaggio [mm]	302
		Centering Diam./Diam. centraggio [mm]	25
		Number of Teeth/N° denti	24

KF-1029		NISSAN	CF-198 \ SF-135 \ DF-146
		Diam./Diam. [mm]	225
		Inner Diam./Diam. int. [mm]	157
		Fitted Diam./Diam. montaggio [mm]	302
		Centering Diam./Diam. centraggio [mm]	25
		Number of Teeth/N° denti	24

KF-1030		NISSAN	CF-105 \ SF-162 \ DF-147
		Diam./Diam. [mm]	200
		Inner Diam./Diam. int. [mm]	132
		Fitted Diam./Diam. montaggio [mm]	257
		Centering Diam./Diam. centraggio [mm]	20
		Number of Teeth/N° denti	18

KF-1031		NISSAN	CF-108 \ SF-163 \ DF-148
		Diam./Diam. [mm]	225
		Inner Diam./Diam. int. [mm]	158
		Fitted Diam./Diam. montaggio [mm]	293
		Centering Diam./Diam. centraggio [mm]	25
		Number of Teeth/N° denti	24

KF-1032		NISSAN	
		Diam./Diam. [mm]	250
		Inner Diam./Diam. int. [mm]	160
		Fitted Diam./Diam. montaggio [mm]	298
		Centering Diam./Diam. centraggio [mm]	26
		Number of Teeth/N° denti	24

KF-1033		NISSAN	CF-108 \ SF-164 \ DF-149
		Diam./Diam. [mm]	240
		Inner Diam./Diam. int. [mm]	161
		Fitted Diam./Diam. montaggio [mm]	300
		Centering Diam./Diam. centraggio [mm]	26
		Number of Teeth/N° denti	24
KF-1034		NISSAN	
		Diam./Diam. [mm]	240
		Inner Diam./Diam. int. [mm]	163
		Fitted Diam./Diam. montaggio [mm]	294
		Centering Diam./Diam. centraggio [mm]	29
		Number of Teeth/N° denti	10
KF-1035		NISSAN	
		Diam./Diam. [mm]	240
		Inner Diam./Diam. int. [mm]	163
		Fitted Diam./Diam. montaggio [mm]	294
		Centering Diam./Diam. centraggio [mm]	26
		Number of Teeth/N° denti	24
KF-1036		NISSAN	
		Diam./Diam. [mm]	260
		Inner Diam./Diam. int. [mm]	168
		Fitted Diam./Diam. montaggio [mm]	310
		Centering Diam./Diam. centraggio [mm]	25
		Number of Teeth/N° denti	24
KF-1037		NISSAN	CF-199 \ SF-183 \ DF-156
		Diam./Diam. [mm]	250
		Inner Diam./Diam. int. [mm]	160
		Centering Diam./Diam. centraggio [mm]	25
		Number of Teeth/N° denti	24
		Hub Profile/Profilo mozzo	33,5

**KF-1038** **NISSAN** **CF-116 \ SF-165 \ DF-150**

		Diam./Diam. [mm]	240
		Inner Diam./Diam. int. [mm]	161
		Fitted Diam./Diam. montaggio [mm]	300
		Centering Diam./Diam. centraggio [mm]	26
		Number of Teeth/N° denti	24

**KF-1039** **NISSAN** **CF-109 \ SF-109 \ DF-158**

		Diam./Diam. [mm]	240
		Inner Diam./Diam. int. [mm]	160
		Fitted Diam./Diam. montaggio [mm]	300
		Centering Diam./Diam. centraggio [mm]	26
		Number of Teeth/N° denti	24

**KF-104** **NISSAN** **CF-105 \ SF-111 \ DF-115**

		Diam./Diam. [mm]	180
		Inner Diam./Diam. int. [mm]	122
		Fitted Diam./Diam. montaggio [mm]	240
		Centering Diam./Diam. centraggio [mm]	20
		Number of Teeth/N° denti	18

**KF-1040** **NISSAN**

		Diam./Diam. [mm]	215
		Inner Diam./Diam. int. [mm]	140
		Fitted Diam./Diam. montaggio [mm]	263
		Centering Diam./Diam. centraggio [mm]	22
		Number of Teeth/N° denti	26

**KF-1041** **NISSAN**

		Diam./Diam. [mm]	215
		Inner Diam./Diam. int. [mm]	146
		Fitted Diam./Diam. montaggio [mm]	253,5
		Centering Diam./Diam. centraggio [mm]	22
		Number of Teeth/N° denti	26



KF-1042	NISSAN	CF-116 \ SF-127 \ DF-128												
		<table border="1"> <tr><td>Diam./Diam. [mm]</td><td>275</td></tr> <tr><td>Inner Diam./Diam. int. [mm]</td><td>174</td></tr> <tr><td>Fitted Diam./Diam. montaggio [mm]</td><td>340</td></tr> <tr><td>Centering Diam./Diam. centraggio [mm]</td><td>25</td></tr> <tr><td>Number of Teeth/N° denti</td><td>24</td></tr> </table>	Diam./Diam. [mm]	275	Inner Diam./Diam. int. [mm]	174	Fitted Diam./Diam. montaggio [mm]	340	Centering Diam./Diam. centraggio [mm]	25	Number of Teeth/N° denti	24		
Diam./Diam. [mm]	275													
Inner Diam./Diam. int. [mm]	174													
Fitted Diam./Diam. montaggio [mm]	340													
Centering Diam./Diam. centraggio [mm]	25													
Number of Teeth/N° denti	24													
KF-1043	NISSAN	CF-112 \ SF-145 \ DF-117												
		<table border="1"> <tr><td>Diam./Diam. [mm]</td><td>240</td></tr> <tr><td>Inner Diam./Diam. int. [mm]</td><td>138</td></tr> <tr><td>Fitted Diam./Diam. montaggio [mm]</td><td>296</td></tr> <tr><td>Centering Diam./Diam. centraggio [mm]</td><td>24</td></tr> <tr><td>Number of Teeth/N° denti</td><td>21</td></tr> <tr><td colspan="2" style="text-align: center;">With Bearing Hydraulic \ Con Cuscinetto Idraulico</td></tr> </table>	Diam./Diam. [mm]	240	Inner Diam./Diam. int. [mm]	138	Fitted Diam./Diam. montaggio [mm]	296	Centering Diam./Diam. centraggio [mm]	24	Number of Teeth/N° denti	21	With Bearing Hydraulic \ Con Cuscinetto Idraulico	
Diam./Diam. [mm]	240													
Inner Diam./Diam. int. [mm]	138													
Fitted Diam./Diam. montaggio [mm]	296													
Centering Diam./Diam. centraggio [mm]	24													
Number of Teeth/N° denti	21													
With Bearing Hydraulic \ Con Cuscinetto Idraulico														
KF-1044	NISSAN	CF-112 \ SF-146												
		<table border="1"> <tr><td>Diam./Diam. [mm]</td><td>250</td></tr> <tr><td>Inner Diam./Diam. int. [mm]</td><td>178</td></tr> <tr><td>Fitted Diam./Diam. montaggio [mm]</td><td>289</td></tr> <tr><td>Centering Diam./Diam. centraggio [mm]</td><td>24</td></tr> <tr><td>Number of Teeth/N° denti</td><td>21</td></tr> <tr><td colspan="2" style="text-align: center;">With Bearing Hydraulic \ Con Cuscinetto Idraulico</td></tr> </table>	Diam./Diam. [mm]	250	Inner Diam./Diam. int. [mm]	178	Fitted Diam./Diam. montaggio [mm]	289	Centering Diam./Diam. centraggio [mm]	24	Number of Teeth/N° denti	21	With Bearing Hydraulic \ Con Cuscinetto Idraulico	
Diam./Diam. [mm]	250													
Inner Diam./Diam. int. [mm]	178													
Fitted Diam./Diam. montaggio [mm]	289													
Centering Diam./Diam. centraggio [mm]	24													
Number of Teeth/N° denti	21													
With Bearing Hydraulic \ Con Cuscinetto Idraulico														
KF-1045	NISSAN	CF-108 \ SF-168 \ DF-119												
		<table border="1"> <tr><td>Diam./Diam. [mm]</td><td>240</td></tr> <tr><td>Inner Diam./Diam. int. [mm]</td><td>156</td></tr> <tr><td>Fitted Diam./Diam. montaggio [mm]</td><td>300</td></tr> <tr><td>Centering Diam./Diam. centraggio [mm]</td><td>25</td></tr> <tr><td>Number of Teeth/N° denti</td><td>24</td></tr> </table>	Diam./Diam. [mm]	240	Inner Diam./Diam. int. [mm]	156	Fitted Diam./Diam. montaggio [mm]	300	Centering Diam./Diam. centraggio [mm]	25	Number of Teeth/N° denti	24		
Diam./Diam. [mm]	240													
Inner Diam./Diam. int. [mm]	156													
Fitted Diam./Diam. montaggio [mm]	300													
Centering Diam./Diam. centraggio [mm]	25													
Number of Teeth/N° denti	24													
KF-1047	NISSAN													
		<table border="1"> <tr><td>Diam./Diam. [mm]</td><td>215</td></tr> <tr><td>Inner Diam./Diam. int. [mm]</td><td>132</td></tr> <tr><td>Fitted Diam./Diam. montaggio [mm]</td><td>249</td></tr> <tr><td>Centering Diam./Diam. centraggio [mm]</td><td>22</td></tr> <tr><td>Number of Teeth/N° denti</td><td>26</td></tr> </table>	Diam./Diam. [mm]	215	Inner Diam./Diam. int. [mm]	132	Fitted Diam./Diam. montaggio [mm]	249	Centering Diam./Diam. centraggio [mm]	22	Number of Teeth/N° denti	26		
Diam./Diam. [mm]	215													
Inner Diam./Diam. int. [mm]	132													
Fitted Diam./Diam. montaggio [mm]	249													
Centering Diam./Diam. centraggio [mm]	22													
Number of Teeth/N° denti	26													



KF-1048		NISSAN			
				Diam./Diam. [mm]	180
				Inner Diam./Diam. int. [mm]	122
				Fitted Diam./Diam. montaggio [mm]	222,5
				Centering Diam./Diam. centraggio [mm]	21,5
				Number of Teeth/N° denti	26

KF-1049		NISSAN - RENAULT - OPEL			
				Diam./Diam. [mm]	240
				Inner Diam./Diam. int. [mm]	155
				Fitted Diam./Diam. montaggio [mm]	279
				Centering Diam./Diam. centraggio [mm]	24
				Number of Teeth/N° denti	21

KF-105		NISSAN		CF-100 \ SF-111 \ DF-115	
				Diam./Diam. [mm]	180
				Inner Diam./Diam. int. [mm]	122
				Fitted Diam./Diam. montaggio [mm]	240
				Centering Diam./Diam. centraggio [mm]	20
				Number of Teeth/N° denti	18

KF-1051		NISSAN			
				Diam./Diam. [mm]	200
				Inner Diam./Diam. int. [mm]	132
				Fitted Diam./Diam. montaggio [mm]	252
				Centering Diam./Diam. centraggio [mm]	22
				Number of Teeth/N° denti	26

KF-1052		NISSAN		CF-113 \ SF-169 \ DF-131	
				Diam./Diam. [mm]	190
				Inner Diam./Diam. int. [mm]	130
				Fitted Diam./Diam. montaggio [mm]	242
				Centering Diam./Diam. centraggio [mm]	22
				Number of Teeth/N° denti	26
With Bearing Hydraulic \ Con Cuscinetto Idrraulico					

KF-1054		NISSAN		
 1054	 1054	Diam./Diam. [mm]	180	
		Inner Diam./Diam. int. [mm]	121	
		Fitted Diam./Diam. montaggio [mm]	240	
		Centering Diam./Diam. centraggio [mm]	22	
		Number of Teeth/N° denti	26	
KF-106		NISSAN		CF-100 \ SF-108 \ DF-115
		Diam./Diam. [mm]	180	
		Inner Diam./Diam. int. [mm]	122	
		Fitted Diam./Diam. montaggio [mm]	239	
		Centering Diam./Diam. centraggio [mm]	20	
		Number of Teeth/N° denti	18	
KF-107		NISSAN		CF-103 \ SF-100 \ DF-100
		Diam./Diam. [mm]	200	
		Inner Diam./Diam. int. [mm]	128	
		Fitted Diam./Diam. montaggio [mm]	259	
		Centering Diam./Diam. centraggio [mm]	25	
		Number of Teeth/N° denti	24	
KF-108		NISSAN		CF-100 \ SF-105 \ DF-105
		Diam./Diam. [mm]	225	
		Inner Diam./Diam. int. [mm]	148	
		Fitted Diam./Diam. montaggio [mm]	288,4	
		Centering Diam./Diam. centraggio [mm]	25	
		Number of Teeth/N° denti	24	
KF-109		NISSAN		CF-104 \ SF-110 \ DF-110
		Diam./Diam. [mm]	160	
		Inner Diam./Diam. int. [mm]	107	
		Fitted Diam./Diam. montaggio [mm]	220	
		Centering Diam./Diam. centraggio [mm]	20	
		Number of Teeth/N° denti	18	

KF-110		NISSAN	CF-100 \ SF-198 \ DF-100
		Diam./Diam. [mm]	200
		Inner Diam./Diam. int. [mm]	128
		Fitted Diam./Diam. montaggio [mm]	257
		Centering Diam./Diam. centraggio [mm]	25
		Number of Teeth/N° denti	24
KF-111		NISSAN	CF-100 \ SF-109 \ DF-135
		Diam./Diam. [mm]	240
		Inner Diam./Diam. int. [mm]	148
		Fitted Diam./Diam. montaggio [mm]	300
		Centering Diam./Diam. centraggio [mm]	25
		Number of Teeth/N° denti	24
KF-112		NISSAN	CF-100 \ SF-100 \ DF-100
		Diam./Diam. [mm]	200
		Inner Diam./Diam. int. [mm]	128
		Fitted Diam./Diam. montaggio [mm]	259
		Centering Diam./Diam. centraggio [mm]	25
		Number of Teeth/N° denti	24
KF-114		NISSAN	CF-100 \ SF-108 \ DF-107
		Diam./Diam. [mm]	180
		Inner Diam./Diam. int. [mm]	122
		Fitted Diam./Diam. montaggio [mm]	240
		Centering Diam./Diam. centraggio [mm]	25
		Number of Teeth/N° denti	24
KF-115		NISSAN	CF-105 \ SF-108 \ DF-115
		Diam./Diam. [mm]	180
		Inner Diam./Diam. int. [mm]	122
		Fitted Diam./Diam. montaggio [mm]	239
		Centering Diam./Diam. centraggio [mm]	20
		Number of Teeth/N° denti	18



KF-117	NISSAN	CF-102 \ SF-101 \ DF-101										
		<table border="1"> <tr><td>Diam./Diam. [mm]</td><td>160</td></tr> <tr><td>Inner Diam./Diam. int. [mm]</td><td>106</td></tr> <tr><td>Centering Diam./Diam. centraggio [mm]</td><td>25</td></tr> <tr><td>Number of Teeth/N° denti</td><td>24</td></tr> </table>	Diam./Diam. [mm]	160	Inner Diam./Diam. int. [mm]	106	Centering Diam./Diam. centraggio [mm]	25	Number of Teeth/N° denti	24		
Diam./Diam. [mm]	160											
Inner Diam./Diam. int. [mm]	106											
Centering Diam./Diam. centraggio [mm]	25											
Number of Teeth/N° denti	24											
KF-119	NISSAN	CF-105 \ SF-112 \ DF-115										
		<table border="1"> <tr><td>Diam./Diam. [mm]</td><td>180</td></tr> <tr><td>Inner Diam./Diam. int. [mm]</td><td>122</td></tr> <tr><td>Fitted Diam./Diam. montaggio [mm]</td><td>239</td></tr> <tr><td>Centering Diam./Diam. centraggio [mm]</td><td>20</td></tr> <tr><td>Number of Teeth/N° denti</td><td>18</td></tr> </table>	Diam./Diam. [mm]	180	Inner Diam./Diam. int. [mm]	122	Fitted Diam./Diam. montaggio [mm]	239	Centering Diam./Diam. centraggio [mm]	20	Number of Teeth/N° denti	18
Diam./Diam. [mm]	180											
Inner Diam./Diam. int. [mm]	122											
Fitted Diam./Diam. montaggio [mm]	239											
Centering Diam./Diam. centraggio [mm]	20											
Number of Teeth/N° denti	18											
KF-120	NISSAN	CF-109 \ SF-125 \ DF-105										
		<table border="1"> <tr><td>Diam./Diam. [mm]</td><td>225</td></tr> <tr><td>Inner Diam./Diam. int. [mm]</td><td>148</td></tr> <tr><td>Fitted Diam./Diam. montaggio [mm]</td><td>289</td></tr> <tr><td>Centering Diam./Diam. centraggio [mm]</td><td>25</td></tr> <tr><td>Number of Teeth/N° denti</td><td>24</td></tr> </table>	Diam./Diam. [mm]	225	Inner Diam./Diam. int. [mm]	148	Fitted Diam./Diam. montaggio [mm]	289	Centering Diam./Diam. centraggio [mm]	25	Number of Teeth/N° denti	24
Diam./Diam. [mm]	225											
Inner Diam./Diam. int. [mm]	148											
Fitted Diam./Diam. montaggio [mm]	289											
Centering Diam./Diam. centraggio [mm]	25											
Number of Teeth/N° denti	24											
KF-122	NISSAN	CF-107 \ SF-122 \ DF-120										
		<table border="1"> <tr><td>Diam./Diam. [mm]</td><td>215</td></tr> <tr><td>Inner Diam./Diam. int. [mm]</td><td>138</td></tr> <tr><td>Fitted Diam./Diam. montaggio [mm]</td><td>264</td></tr> <tr><td>Centering Diam./Diam. centraggio [mm]</td><td>20</td></tr> <tr><td>Number of Teeth/N° denti</td><td>18</td></tr> </table>	Diam./Diam. [mm]	215	Inner Diam./Diam. int. [mm]	138	Fitted Diam./Diam. montaggio [mm]	264	Centering Diam./Diam. centraggio [mm]	20	Number of Teeth/N° denti	18
Diam./Diam. [mm]	215											
Inner Diam./Diam. int. [mm]	138											
Fitted Diam./Diam. montaggio [mm]	264											
Centering Diam./Diam. centraggio [mm]	20											
Number of Teeth/N° denti	18											
KF-124	NISSAN	CF-107 \ SF-120 \ DF-185										
		<table border="1"> <tr><td>Diam./Diam. [mm]</td><td>190</td></tr> <tr><td>Inner Diam./Diam. int. [mm]</td><td>130</td></tr> <tr><td>Fitted Diam./Diam. montaggio [mm]</td><td>243</td></tr> <tr><td>Centering Diam./Diam. centraggio [mm]</td><td>20</td></tr> <tr><td>Number of Teeth/N° denti</td><td>18</td></tr> </table>	Diam./Diam. [mm]	190	Inner Diam./Diam. int. [mm]	130	Fitted Diam./Diam. montaggio [mm]	243	Centering Diam./Diam. centraggio [mm]	20	Number of Teeth/N° denti	18
Diam./Diam. [mm]	190											
Inner Diam./Diam. int. [mm]	130											
Fitted Diam./Diam. montaggio [mm]	243											
Centering Diam./Diam. centraggio [mm]	20											
Number of Teeth/N° denti	18											

KF-125		NISSAN	CF-107 \ SF-120 \ DF-121
		Diam./Diam. [mm]	190
		Inner Diam./Diam. int. [mm]	130
		Fitted Diam./Diam. montaggio [mm]	243
		Centering Diam./Diam. centraggio [mm]	20
		Number of Teeth/N° denti	18
KF-126		NISSAN	CF-100 \ SF-105 \ DF-105
		Diam./Diam. [mm]	225
		Inner Diam./Diam. int. [mm]	147
		Fitted Diam./Diam. montaggio [mm]	287
		Centering Diam./Diam. centraggio [mm]	25
		Number of Teeth/N° denti	24
KF-127		NISSAN	CF-100 \ SF-126 \ DF-123
		Diam./Diam. [mm]	240
		Inner Diam./Diam. int. [mm]	148
		Fitted Diam./Diam. montaggio [mm]	298
		Centering Diam./Diam. centraggio [mm]	25
		Number of Teeth/N° denti	24
KF-128		NISSAN	CF-100 \ SF-195 \ DF-135
		Diam./Diam. [mm]	240
		Inner Diam./Diam. int. [mm]	148
		Fitted Diam./Diam. montaggio [mm]	300
		Centering Diam./Diam. centraggio [mm]	25
		Number of Teeth/N° denti	24
KF-129		NISSAN	CF-117 \ SF-122 \ DF-120
		Diam./Diam. [mm]	215
		Inner Diam./Diam. int. [mm]	138
		Fitted Diam./Diam. montaggio [mm]	264
		Centering Diam./Diam. centraggio [mm]	20
		Number of Teeth/N° denti	18

KF-130		NISSAN	CF-108 \ SF-100 \ DF-114
		Diam./Diam. [mm]	200
		Inner Diam./Diam. int. [mm]	128
		Fitted Diam./Diam. montaggio [mm]	259
		Centering Diam./Diam. centraggio [mm]	20
		Number of Teeth/N° denti	18
KF-131		NISSAN	CF-117 \ SF-122 \ DF-127
		Diam./Diam. [mm]	215
		Inner Diam./Diam. int. [mm]	138
		Fitted Diam./Diam. montaggio [mm]	264
		Centering Diam./Diam. centraggio [mm]	25
		Number of Teeth/N° denti	24
KF-132		NISSAN	CF-100 \ SF-124 \ DF-123
		Diam./Diam. [mm]	240
		Inner Diam./Diam. int. [mm]	147
		Fitted Diam./Diam. montaggio [mm]	300
		Centering Diam./Diam. centraggio [mm]	25
		Number of Teeth/N° denti	24
KF-133		NISSAN	CF-100 \ SF-134 \ DF-137
		Diam./Diam. [mm]	250
		Inner Diam./Diam. int. [mm]	148
		Fitted Diam./Diam. montaggio [mm]	300
		Centering Diam./Diam. centraggio [mm]	25
		Number of Teeth/N° denti	24
KF-134		NISSAN	CF-100 \ SF-127 \ DF-128
		Diam./Diam. [mm]	275
		Inner Diam./Diam. int. [mm]	174
		Fitted Diam./Diam. montaggio [mm]	340
		Centering Diam./Diam. centraggio [mm]	25
		Number of Teeth/N° denti	24



KF-136		NISSAN	CF-117 \ SF-187 \ DF-127
		Diam./Diam. [mm]	215
		Inner Diam./Diam. int. [mm]	139
		Fitted Diam./Diam. montaggio [mm]	266
		Centering Diam./Diam. centraggio [mm]	25
		Number of Teeth/N° denti	24
KF-137		NISSAN	CF-100 \ SF-100 \ DF-124
		Diam./Diam. [mm]	200
		Inner Diam./Diam. int. [mm]	128
		Fitted Diam./Diam. montaggio [mm]	259
		Centering Diam./Diam. centraggio [mm]	25,5
		Number of Teeth/N° denti	24
KF-138		NISSAN	CF-108 \ SF-129 \ DF-105
		Diam./Diam. [mm]	225
		Inner Diam./Diam. int. [mm]	148
		Fitted Diam./Diam. montaggio [mm]	286
		Centering Diam./Diam. centraggio [mm]	25
		Number of Teeth/N° denti	24
KF-139		NISSAN	CF-100 \ SF-129 \ DF-105
		Diam./Diam. [mm]	225
		Inner Diam./Diam. int. [mm]	148
		Fitted Diam./Diam. montaggio [mm]	286
		Centering Diam./Diam. centraggio [mm]	25
		Number of Teeth/N° denti	24
KF-140		NISSAN	CF-100 \ SF-132 \ DF-132
		Diam./Diam. [mm]	240
		Inner Diam./Diam. int. [mm]	148
		Fitted Diam./Diam. montaggio [mm]	298
		Centering Diam./Diam. centraggio [mm]	25
		Number of Teeth/N° denti	24

KF-141		NISSAN	CF-107 \ SF-196 \ DF-196
		Diam./Diam. [mm]	215
		Inner Diam./Diam. int. [mm]	143
		Fitted Diam./Diam. montaggio [mm]	264
		Centering Diam./Diam. centraggio [mm]	20
		Number of Teeth/N° denti	18
KF-142		NISSAN	CF-107 \ SF-187 \ DF-120
		Diam./Diam. [mm]	215
		Inner Diam./Diam. int. [mm]	139
		Fitted Diam./Diam. montaggio [mm]	266
		Centering Diam./Diam. centraggio [mm]	20
		Number of Teeth/N° denti	18
KF-143			CF-100 \ SF-112 \ DF-115
		Diam./Diam. [mm]	180
		Inner Diam./Diam. int. [mm]	122
		Fitted Diam./Diam. montaggio [mm]	239
		Centering Diam./Diam. centraggio [mm]	20
		Number of Teeth/N° denti	18
KF-144		NISSAN	CF-107 \ SF-199 \ DF-199
		Diam./Diam. [mm]	180
		Inner Diam./Diam. int. [mm]	123
		Fitted Diam./Diam. montaggio [mm]	238,5
		Centering Diam./Diam. centraggio [mm]	20,5
		Number of Teeth/N° denti	18
KF-146			CF-103 \ SF-136 \ DF-198
		Diam./Diam. [mm]	225
		Inner Diam./Diam. int. [mm]	147
		Fitted Diam./Diam. montaggio [mm]	288
		Centering Diam./Diam. centraggio [mm]	25
		Number of Teeth/N° denti	24

KF-147		NISSAN	CF-100 \ SF-109 \ DF-132
		Diam./Diam. [mm]	240
		Inner Diam./Diam. int. [mm]	148
		Fitted Diam./Diam. montaggio [mm]	300
		Centering Diam./Diam. centraggio [mm]	25
		Number of Teeth/N° denti	24
KF-148		NISSAN	CF-198 \ SF-135 \ DF-135
		Diam./Diam. [mm]	240
		Inner Diam./Diam. int. [mm]	148
		Fitted Diam./Diam. montaggio [mm]	298
		Centering Diam./Diam. centraggio [mm]	25
		Number of Teeth/N° denti	24
KF-149		NISSAN	CF-107 \ SF-128 \ DF-185
		Diam./Diam. [mm]	190
		Inner Diam./Diam. int. [mm]	130
		Fitted Diam./Diam. montaggio [mm]	243
		Centering Diam./Diam. centraggio [mm]	20
		Number of Teeth/N° denti	18
KF-151		NISSAN	CF-107 \ SF-142 \ DF-196
		Diam./Diam. [mm]	215
		Inner Diam./Diam. int. [mm]	138
		Fitted Diam./Diam. montaggio [mm]	264
		Centering Diam./Diam. centraggio [mm]	20
		Number of Teeth/N° denti	18
KF-152		NISSAN	CF-108 \ SF-100 \ DF-124
		Diam./Diam. [mm]	200
		Inner Diam./Diam. int. [mm]	128
		Fitted Diam./Diam. montaggio [mm]	259
		Centering Diam./Diam. centraggio [mm]	25,5
		Number of Teeth/N° denti	24



KF-153	NISSAN	CF-100 \ SF-135 \ DF-135										
		<table border="1"> <tr><td>Diam./Diam. [mm]</td><td>240</td></tr> <tr><td>Inner Diam./Diam. int. [mm]</td><td>148</td></tr> <tr><td>Fitted Diam./Diam. montaggio [mm]</td><td>298</td></tr> <tr><td>Centering Diam./Diam. centraggio [mm]</td><td>25</td></tr> <tr><td>Number of Teeth/N° denti</td><td>24</td></tr> </table>	Diam./Diam. [mm]	240	Inner Diam./Diam. int. [mm]	148	Fitted Diam./Diam. montaggio [mm]	298	Centering Diam./Diam. centraggio [mm]	25	Number of Teeth/N° denti	24
Diam./Diam. [mm]	240											
Inner Diam./Diam. int. [mm]	148											
Fitted Diam./Diam. montaggio [mm]	298											
Centering Diam./Diam. centraggio [mm]	25											
Number of Teeth/N° denti	24											
KF-154	NISSAN	CF-100 \ SF-135 \ DF-184										
		<table border="1"> <tr><td>Diam./Diam. [mm]</td><td>240</td></tr> <tr><td>Inner Diam./Diam. int. [mm]</td><td>148</td></tr> <tr><td>Fitted Diam./Diam. montaggio [mm]</td><td>298</td></tr> <tr><td>Centering Diam./Diam. centraggio [mm]</td><td>25</td></tr> <tr><td>Number of Teeth/N° denti</td><td>24</td></tr> </table>	Diam./Diam. [mm]	240	Inner Diam./Diam. int. [mm]	148	Fitted Diam./Diam. montaggio [mm]	298	Centering Diam./Diam. centraggio [mm]	25	Number of Teeth/N° denti	24
Diam./Diam. [mm]	240											
Inner Diam./Diam. int. [mm]	148											
Fitted Diam./Diam. montaggio [mm]	298											
Centering Diam./Diam. centraggio [mm]	25											
Number of Teeth/N° denti	24											
KF-155	NISSAN	CF-198 \ SF-105 \ DF-198										
		<table border="1"> <tr><td>Diam./Diam. [mm]</td><td>225</td></tr> <tr><td>Inner Diam./Diam. int. [mm]</td><td>148</td></tr> <tr><td>Fitted Diam./Diam. montaggio [mm]</td><td>289</td></tr> <tr><td>Centering Diam./Diam. centraggio [mm]</td><td>25</td></tr> <tr><td>Number of Teeth/N° denti</td><td>24</td></tr> </table>	Diam./Diam. [mm]	225	Inner Diam./Diam. int. [mm]	148	Fitted Diam./Diam. montaggio [mm]	289	Centering Diam./Diam. centraggio [mm]	25	Number of Teeth/N° denti	24
Diam./Diam. [mm]	225											
Inner Diam./Diam. int. [mm]	148											
Fitted Diam./Diam. montaggio [mm]	289											
Centering Diam./Diam. centraggio [mm]	25											
Number of Teeth/N° denti	24											
KF-156	NISSAN	CF-188 \ SF-181 \ DF-177										
		<table border="1"> <tr><td>Diam./Diam. [mm]</td><td>225</td></tr> <tr><td>Inner Diam./Diam. int. [mm]</td><td>143</td></tr> <tr><td>Fitted Diam./Diam. montaggio [mm]</td><td>270</td></tr> <tr><td>Centering Diam./Diam. centraggio [mm]</td><td>25,5</td></tr> <tr><td>Number of Teeth/N° denti</td><td>24</td></tr> </table>	Diam./Diam. [mm]	225	Inner Diam./Diam. int. [mm]	143	Fitted Diam./Diam. montaggio [mm]	270	Centering Diam./Diam. centraggio [mm]	25,5	Number of Teeth/N° denti	24
Diam./Diam. [mm]	225											
Inner Diam./Diam. int. [mm]	143											
Fitted Diam./Diam. montaggio [mm]	270											
Centering Diam./Diam. centraggio [mm]	25,5											
Number of Teeth/N° denti	24											
KF-157	NISSAN	CF-198 \ SF-140 \ DF-132										
		<table border="1"> <tr><td>Diam./Diam. [mm]</td><td>240</td></tr> <tr><td>Inner Diam./Diam. int. [mm]</td><td>160</td></tr> <tr><td>Fitted Diam./Diam. montaggio [mm]</td><td>301</td></tr> <tr><td>Centering Diam./Diam. centraggio [mm]</td><td>25</td></tr> <tr><td>Number of Teeth/N° denti</td><td>24</td></tr> </table>	Diam./Diam. [mm]	240	Inner Diam./Diam. int. [mm]	160	Fitted Diam./Diam. montaggio [mm]	301	Centering Diam./Diam. centraggio [mm]	25	Number of Teeth/N° denti	24
Diam./Diam. [mm]	240											
Inner Diam./Diam. int. [mm]	160											
Fitted Diam./Diam. montaggio [mm]	301											
Centering Diam./Diam. centraggio [mm]	25											
Number of Teeth/N° denti	24											

KF-158		NISSAN	CF-198 \ SF-182 \ DF-178
		Diam./Diam. [mm]	240
		Inner Diam./Diam. int. [mm]	157
		Fitted Diam./Diam. montaggio [mm]	293
		Centering Diam./Diam. centraggio [mm]	25
		Number of Teeth/N° denti	24
KF-159		NISSAN	CF-198 \ SF-103 \ DF-184
		Diam./Diam. [mm]	240
		Inner Diam./Diam. int. [mm]	148
		Fitted Diam./Diam. montaggio [mm]	297
		Centering Diam./Diam. centraggio [mm]	25
		Number of Teeth/N° denti	24
KF-160		NISSAN	CF-199 \ SF-183 \ DF-137
		Diam./Diam. [mm]	250
		Inner Diam./Diam. int. [mm]	157
		Fitted Diam./Diam. montaggio [mm]	304
		Centering Diam./Diam. centraggio [mm]	25
		Number of Teeth/N° denti	24
KF-161		NISSAN	CF-197 \ SF-109 \ DF-135
		Diam./Diam. [mm]	240
		Inner Diam./Diam. int. [mm]	148
		Fitted Diam./Diam. montaggio [mm]	300
		Centering Diam./Diam. centraggio [mm]	25
		Number of Teeth/N° denti	24
KF-162		NISSAN	CF-190 \ SF-109 \ DF-135
		Diam./Diam. [mm]	240
		Inner Diam./Diam. int. [mm]	150
		Fitted Diam./Diam. montaggio [mm]	300
		Centering Diam./Diam. centraggio [mm]	25
		Number of Teeth/N° denti	24

KF-164	NISSAN	CF-107 \ SF-130 \ DF-179										
		<table border="1"> <tr><td>Diam./Diam. [mm]</td><td>225</td></tr> <tr><td>Inner Diam./Diam. int. [mm]</td><td>150</td></tr> <tr><td>Fitted Diam./Diam. montaggio [mm]</td><td>270</td></tr> <tr><td>Centering Diam./Diam. centraggio [mm]</td><td>25</td></tr> <tr><td>Number of Teeth/N° denti</td><td>24</td></tr> </table>	Diam./Diam. [mm]	225	Inner Diam./Diam. int. [mm]	150	Fitted Diam./Diam. montaggio [mm]	270	Centering Diam./Diam. centraggio [mm]	25	Number of Teeth/N° denti	24
Diam./Diam. [mm]	225											
Inner Diam./Diam. int. [mm]	150											
Fitted Diam./Diam. montaggio [mm]	270											
Centering Diam./Diam. centraggio [mm]	25											
Number of Teeth/N° denti	24											
		<table border="1"> <tr><td>Diam./Diam. [mm]</td><td>225</td></tr> <tr><td>Inner Diam./Diam. int. [mm]</td><td>150</td></tr> <tr><td>Fitted Diam./Diam. montaggio [mm]</td><td>270</td></tr> <tr><td>Centering Diam./Diam. centraggio [mm]</td><td>25</td></tr> <tr><td>Number of Teeth/N° denti</td><td>24</td></tr> </table>	Diam./Diam. [mm]	225	Inner Diam./Diam. int. [mm]	150	Fitted Diam./Diam. montaggio [mm]	270	Centering Diam./Diam. centraggio [mm]	25	Number of Teeth/N° denti	24
Diam./Diam. [mm]	225											
Inner Diam./Diam. int. [mm]	150											
Fitted Diam./Diam. montaggio [mm]	270											
Centering Diam./Diam. centraggio [mm]	25											
Number of Teeth/N° denti	24											
		<table border="1"> <tr><td>Diam./Diam. [mm]</td><td>240</td></tr> <tr><td>Inner Diam./Diam. int. [mm]</td><td>148</td></tr> <tr><td>Fitted Diam./Diam. montaggio [mm]</td><td>298</td></tr> <tr><td>Centering Diam./Diam. centraggio [mm]</td><td>25</td></tr> <tr><td>Number of Teeth/N° denti</td><td>24</td></tr> </table>	Diam./Diam. [mm]	240	Inner Diam./Diam. int. [mm]	148	Fitted Diam./Diam. montaggio [mm]	298	Centering Diam./Diam. centraggio [mm]	25	Number of Teeth/N° denti	24
Diam./Diam. [mm]	240											
Inner Diam./Diam. int. [mm]	148											
Fitted Diam./Diam. montaggio [mm]	298											
Centering Diam./Diam. centraggio [mm]	25											
Number of Teeth/N° denti	24											
		<table border="1"> <tr><td>Diam./Diam. [mm]</td><td>215</td></tr> <tr><td>Inner Diam./Diam. int. [mm]</td><td>138</td></tr> <tr><td>Fitted Diam./Diam. montaggio [mm]</td><td>264</td></tr> <tr><td>Centering Diam./Diam. centraggio [mm]</td><td>25</td></tr> <tr><td>Number of Teeth/N° denti</td><td>24</td></tr> </table>	Diam./Diam. [mm]	215	Inner Diam./Diam. int. [mm]	138	Fitted Diam./Diam. montaggio [mm]	264	Centering Diam./Diam. centraggio [mm]	25	Number of Teeth/N° denti	24
Diam./Diam. [mm]	215											
Inner Diam./Diam. int. [mm]	138											
Fitted Diam./Diam. montaggio [mm]	264											
Centering Diam./Diam. centraggio [mm]	25											
Number of Teeth/N° denti	24											
		<table border="1"> <tr><td>Diam./Diam. [mm]</td><td>240</td></tr> <tr><td>Inner Diam./Diam. int. [mm]</td><td>158</td></tr> <tr><td>Fitted Diam./Diam. montaggio [mm]</td><td>300</td></tr> <tr><td>Centering Diam./Diam. centraggio [mm]</td><td>25</td></tr> <tr><td>Number of Teeth/N° denti</td><td>24</td></tr> </table>	Diam./Diam. [mm]	240	Inner Diam./Diam. int. [mm]	158	Fitted Diam./Diam. montaggio [mm]	300	Centering Diam./Diam. centraggio [mm]	25	Number of Teeth/N° denti	24
Diam./Diam. [mm]	240											
Inner Diam./Diam. int. [mm]	158											
Fitted Diam./Diam. montaggio [mm]	300											
Centering Diam./Diam. centraggio [mm]	25											
Number of Teeth/N° denti	24											



KF-169		NISSAN	CF-109 \ SF-130 \ DF-105
		Diam./Diam. [mm]	225
		Inner Diam./Diam. int. [mm]	150
		Fitted Diam./Diam. montaggio [mm]	270
		Centering Diam./Diam. centraggio [mm]	25
		Number of Teeth/N° denti	24
KF-170		NISSAN	CF-105 \ SF-197 \ DF-194
		Diam./Diam. [mm]	200
		Inner Diam./Diam. int. [mm]	132
		Fitted Diam./Diam. montaggio [mm]	261
		Centering Diam./Diam. centraggio [mm]	20
		Number of Teeth/N° denti	18
KF-171		NISSAN	CF-199 \ SF-181 \ DF-142
		Diam./Diam. [mm]	225
		Inner Diam./Diam. int. [mm]	143
		Fitted Diam./Diam. montaggio [mm]	270
		Centering Diam./Diam. centraggio [mm]	20
		Number of Teeth/N° denti	18
KF-172		NISSAN	CF-197 \ SF-127 \ DF-128
		Diam./Diam. [mm]	275
		Inner Diam./Diam. int. [mm]	174
		Fitted Diam./Diam. montaggio [mm]	340
		Centering Diam./Diam. centraggio [mm]	25
		Number of Teeth/N° denti	24
KF-173		NISSAN	CF-107 \ SF-121 \ DF-120
		Diam./Diam. [mm]	215
		Inner Diam./Diam. int. [mm]	138
		Fitted Diam./Diam. montaggio [mm]	264
		Centering Diam./Diam. centraggio [mm]	20
		Number of Teeth/N° denti	18

KF-174	NISSAN	CF-105 \ SF-100 \ DF-180										
		<table border="1"> <tr><td>Diam./Diam. [mm]</td><td>200</td></tr> <tr><td>Inner Diam./Diam. int. [mm]</td><td>128</td></tr> <tr><td>Fitted Diam./Diam. montaggio [mm]</td><td>259</td></tr> <tr><td>Centering Diam./Diam. centraggio [mm]</td><td>20</td></tr> <tr><td>Number of Teeth/N° denti</td><td>18</td></tr> </table>	Diam./Diam. [mm]	200	Inner Diam./Diam. int. [mm]	128	Fitted Diam./Diam. montaggio [mm]	259	Centering Diam./Diam. centraggio [mm]	20	Number of Teeth/N° denti	18
Diam./Diam. [mm]	200											
Inner Diam./Diam. int. [mm]	128											
Fitted Diam./Diam. montaggio [mm]	259											
Centering Diam./Diam. centraggio [mm]	20											
Number of Teeth/N° denti	18											
KF-175	NISSAN	CF-198 \ SF-114 \ DF-135										
		<table border="1"> <tr><td>Diam./Diam. [mm]</td><td>240</td></tr> <tr><td>Inner Diam./Diam. int. [mm]</td><td>158</td></tr> <tr><td>Fitted Diam./Diam. montaggio [mm]</td><td>297</td></tr> <tr><td>Centering Diam./Diam. centraggio [mm]</td><td>25</td></tr> <tr><td>Number of Teeth/N° denti</td><td>24</td></tr> </table>	Diam./Diam. [mm]	240	Inner Diam./Diam. int. [mm]	158	Fitted Diam./Diam. montaggio [mm]	297	Centering Diam./Diam. centraggio [mm]	25	Number of Teeth/N° denti	24
Diam./Diam. [mm]	240											
Inner Diam./Diam. int. [mm]	158											
Fitted Diam./Diam. montaggio [mm]	297											
Centering Diam./Diam. centraggio [mm]	25											
Number of Teeth/N° denti	24											
KF-176	NISSAN	CF-190 \ SF-190 \ DF-189										
		<table border="1"> <tr><td>Diam./Diam. [mm]</td><td>200</td></tr> <tr><td>Inner Diam./Diam. int. [mm]</td><td>140,5</td></tr> <tr><td>Fitted Diam./Diam. montaggio [mm]</td><td>261</td></tr> <tr><td>Centering Diam./Diam. centraggio [mm]</td><td>25</td></tr> <tr><td>Number of Teeth/N° denti</td><td>24</td></tr> </table>	Diam./Diam. [mm]	200	Inner Diam./Diam. int. [mm]	140,5	Fitted Diam./Diam. montaggio [mm]	261	Centering Diam./Diam. centraggio [mm]	25	Number of Teeth/N° denti	24
Diam./Diam. [mm]	200											
Inner Diam./Diam. int. [mm]	140,5											
Fitted Diam./Diam. montaggio [mm]	261											
Centering Diam./Diam. centraggio [mm]	25											
Number of Teeth/N° denti	24											
KF-177	NISSAN	CF-103 \ SF-191 \ DF-179										
		<table border="1"> <tr><td>Diam./Diam. [mm]</td><td>225</td></tr> <tr><td>Inner Diam./Diam. int. [mm]</td><td>147</td></tr> <tr><td>Fitted Diam./Diam. montaggio [mm]</td><td>302</td></tr> <tr><td>Centering Diam./Diam. centraggio [mm]</td><td>25,5</td></tr> <tr><td>Number of Teeth/N° denti</td><td>24</td></tr> </table>	Diam./Diam. [mm]	225	Inner Diam./Diam. int. [mm]	147	Fitted Diam./Diam. montaggio [mm]	302	Centering Diam./Diam. centraggio [mm]	25,5	Number of Teeth/N° denti	24
Diam./Diam. [mm]	225											
Inner Diam./Diam. int. [mm]	147											
Fitted Diam./Diam. montaggio [mm]	302											
Centering Diam./Diam. centraggio [mm]	25,5											
Number of Teeth/N° denti	24											
KF-178	NISSAN	CF-107 \ SF-185 \ DF-185										
		<table border="1"> <tr><td>Diam./Diam. [mm]</td><td>190</td></tr> <tr><td>Inner Diam./Diam. int. [mm]</td><td>130</td></tr> <tr><td>Fitted Diam./Diam. montaggio [mm]</td><td>243</td></tr> <tr><td>Centering Diam./Diam. centraggio [mm]</td><td>20</td></tr> <tr><td>Number of Teeth/N° denti</td><td>18</td></tr> </table>	Diam./Diam. [mm]	190	Inner Diam./Diam. int. [mm]	130	Fitted Diam./Diam. montaggio [mm]	243	Centering Diam./Diam. centraggio [mm]	20	Number of Teeth/N° denti	18
Diam./Diam. [mm]	190											
Inner Diam./Diam. int. [mm]	130											
Fitted Diam./Diam. montaggio [mm]	243											
Centering Diam./Diam. centraggio [mm]	20											
Number of Teeth/N° denti	18											

KF-179		NISSAN	CF-107 \ SF-115 \ DF-109
		Diam./Diam. [mm]	215
		Inner Diam./Diam. int. [mm]	143
		Fitted Diam./Diam. montaggio [mm]	263
		Centering Diam./Diam. centraggio [mm]	20
		Number of Teeth/N° denti	18
KF-180		NISSAN	CF-187 \ SF-189 \ DF-188
		Diam./Diam. [mm]	240
		Inner Diam./Diam. int. [mm]	148,5
		Fitted Diam./Diam. montaggio [mm]	300
		Centering Diam./Diam. centraggio [mm]	25
		Number of Teeth/N° denti	24
KF-181		NISSAN	CF-198 \ SF-135 \ DF-184
		Diam./Diam. [mm]	240
		Inner Diam./Diam. int. [mm]	148
		Fitted Diam./Diam. montaggio [mm]	298
		Centering Diam./Diam. centraggio [mm]	25
		Number of Teeth/N° denti	24
KF-183		NISSAN	CF-112 \ SF-139
		Diam./Diam. [mm]	225
		Inner Diam./Diam. int. [mm]	148
		Fitted Diam./Diam. montaggio [mm]	253
		Centering Diam./Diam. centraggio [mm]	24
		Number of Teeth/N° denti	21
		<b>With Bearing Hydraulic \ Con Cuscinetto Idrraulico</b>	
KF-184		NISSAN	CF-100 \ SF-183 \ DF-137
		Diam./Diam. [mm]	250
		Inner Diam./Diam. int. [mm]	157
		Fitted Diam./Diam. montaggio [mm]	305
		Centering Diam./Diam. centraggio [mm]	25
		Number of Teeth/N° denti	24



KF-186	NISSAN	CF-105 \ SF-104 \ DF-197										
		<table border="1"> <tr><td>Diam./Diam. [mm]</td><td>200</td></tr> <tr><td>Inner Diam./Diam. int. [mm]</td><td>126</td></tr> <tr><td>Fitted Diam./Diam. montaggio [mm]</td><td>256</td></tr> <tr><td>Centering Diam./Diam. centraggio [mm]</td><td>20</td></tr> <tr><td>Number of Teeth/N° denti</td><td>18</td></tr> </table>	Diam./Diam. [mm]	200	Inner Diam./Diam. int. [mm]	126	Fitted Diam./Diam. montaggio [mm]	256	Centering Diam./Diam. centraggio [mm]	20	Number of Teeth/N° denti	18
Diam./Diam. [mm]	200											
Inner Diam./Diam. int. [mm]	126											
Fitted Diam./Diam. montaggio [mm]	256											
Centering Diam./Diam. centraggio [mm]	20											
Number of Teeth/N° denti	18											
KF-187	NISSAN	CF-107 \ SF-122 \ DF-196										
		<table border="1"> <tr><td>Diam./Diam. [mm]</td><td>215</td></tr> <tr><td>Inner Diam./Diam. int. [mm]</td><td>138</td></tr> <tr><td>Fitted Diam./Diam. montaggio [mm]</td><td>264</td></tr> <tr><td>Centering Diam./Diam. centraggio [mm]</td><td>20</td></tr> <tr><td>Number of Teeth/N° denti</td><td>18</td></tr> </table>	Diam./Diam. [mm]	215	Inner Diam./Diam. int. [mm]	138	Fitted Diam./Diam. montaggio [mm]	264	Centering Diam./Diam. centraggio [mm]	20	Number of Teeth/N° denti	18
Diam./Diam. [mm]	215											
Inner Diam./Diam. int. [mm]	138											
Fitted Diam./Diam. montaggio [mm]	264											
Centering Diam./Diam. centraggio [mm]	20											
Number of Teeth/N° denti	18											
KF-188	NISSAN	CF-106 \ SF-188 \ DF-118										
		<table border="1"> <tr><td>Diam./Diam. [mm]</td><td>160</td></tr> <tr><td>Inner Diam./Diam. int. [mm]</td><td>107</td></tr> <tr><td>Fitted Diam./Diam. montaggio [mm]</td><td>220</td></tr> <tr><td>Centering Diam./Diam. centraggio [mm]</td><td>18</td></tr> <tr><td>Number of Teeth/N° denti</td><td>16</td></tr> </table>	Diam./Diam. [mm]	160	Inner Diam./Diam. int. [mm]	107	Fitted Diam./Diam. montaggio [mm]	220	Centering Diam./Diam. centraggio [mm]	18	Number of Teeth/N° denti	16
Diam./Diam. [mm]	160											
Inner Diam./Diam. int. [mm]	107											
Fitted Diam./Diam. montaggio [mm]	220											
Centering Diam./Diam. centraggio [mm]	18											
Number of Teeth/N° denti	16											
KF-189	NISSAN	CF-100 \ SF-136 \ DF-198										
		<table border="1"> <tr><td>Diam./Diam. [mm]</td><td>225</td></tr> <tr><td>Inner Diam./Diam. int. [mm]</td><td>147</td></tr> <tr><td>Fitted Diam./Diam. montaggio [mm]</td><td>288</td></tr> <tr><td>Centering Diam./Diam. centraggio [mm]</td><td>25</td></tr> <tr><td>Number of Teeth/N° denti</td><td>24</td></tr> </table>	Diam./Diam. [mm]	225	Inner Diam./Diam. int. [mm]	147	Fitted Diam./Diam. montaggio [mm]	288	Centering Diam./Diam. centraggio [mm]	25	Number of Teeth/N° denti	24
Diam./Diam. [mm]	225											
Inner Diam./Diam. int. [mm]	147											
Fitted Diam./Diam. montaggio [mm]	288											
Centering Diam./Diam. centraggio [mm]	25											
Number of Teeth/N° denti	24											
KF-190	NISSAN	CF-100 \ SF-134 \ DF-133										
		<table border="1"> <tr><td>Diam./Diam. [mm]</td><td>240</td></tr> <tr><td>Inner Diam./Diam. int. [mm]</td><td>148</td></tr> <tr><td>Fitted Diam./Diam. montaggio [mm]</td><td>300</td></tr> <tr><td>Centering Diam./Diam. centraggio [mm]</td><td>25</td></tr> <tr><td>Number of Teeth/N° denti</td><td>24</td></tr> </table>	Diam./Diam. [mm]	240	Inner Diam./Diam. int. [mm]	148	Fitted Diam./Diam. montaggio [mm]	300	Centering Diam./Diam. centraggio [mm]	25	Number of Teeth/N° denti	24
Diam./Diam. [mm]	240											
Inner Diam./Diam. int. [mm]	148											
Fitted Diam./Diam. montaggio [mm]	300											
Centering Diam./Diam. centraggio [mm]	25											
Number of Teeth/N° denti	24											

KF-191		NISSAN	CF-103 \ SF-194 \ DF-193
		Diam./Diam. [mm]	250
		Inner Diam./Diam. int. [mm]	160
		Fitted Diam./Diam. montaggio [mm]	302
		Centering Diam./Diam. centraggio [mm]	25
		Number of Teeth/N° denti	24
KF-192		NISSAN	CF-192 \ SF-100 \ DF-124
		Diam./Diam. [mm]	200
		Inner Diam./Diam. int. [mm]	128
		Fitted Diam./Diam. montaggio [mm]	259
		Centering Diam./Diam. centraggio [mm]	25,5
		Number of Teeth/N° denti	24
KF-193		NISSAN	
		Diam./Diam. [mm]	240
		Inner Diam./Diam. int. [mm]	158
		Fitted Diam./Diam. montaggio [mm]	295
		Centering Diam./Diam. centraggio [mm]	28,7
		Number of Teeth/N° denti	10
KF-194		NISSAN	CF-192 \ SF-100 \ DF-100
		Diam./Diam. [mm]	200
		Inner Diam./Diam. int. [mm]	128
		Fitted Diam./Diam. montaggio [mm]	259
		Centering Diam./Diam. centraggio [mm]	25
		Number of Teeth/N° denti	24
KF-195		DAEWOO - NISSAN	
		Diam./Diam. [mm]	240
		Inner Diam./Diam. int. [mm]	155
		Fitted Diam./Diam. montaggio [mm]	293
		Centering Diam./Diam. centraggio [mm]	28
		Number of Teeth/N° denti	10

KF-196		NISSAN		CF-100 \ SF-144 \ DF-136	
		Diam./Diam. [mm]			240
		Inner Diam./Diam. int. [mm]			158
		Fitted Diam./Diam. montaggio [mm]			297
		Centering Diam./Diam. centraggio [mm]			25
		Number of Teeth/N° denti			24
KF-197		NISSAN		CF-105 \ SF-197 \ DF-197	
		Diam./Diam. [mm]			200
		Inner Diam./Diam. int. [mm]			132
		Fitted Diam./Diam. montaggio [mm]			261
		Centering Diam./Diam. centraggio [mm]			20,5
		Number of Teeth/N° denti			18
KF-199		NISSAN			
		Diam./Diam. [mm]			200
		Inner Diam./Diam. int. [mm]			132
		Fitted Diam./Diam. montaggio [mm]			257,6
		Centering Diam./Diam. centraggio [mm]			26
		Number of Teeth/N° denti			24
KF-200		TOYOTA		CF-302 \ SF-218 \ DF-213	
		Diam./Diam. [mm]			255
		Inner Diam./Diam. int. [mm]			152
		Fitted Diam./Diam. montaggio [mm]			312
		Centering Diam./Diam. centraggio [mm]			29
		Number of Teeth/N° denti			21
KF-2000		TOYOTA		CF-299 \ SF-296 \ DF-223	
		Diam./Diam. [mm]			225
		Inner Diam./Diam. int. [mm]			140
		Fitted Diam./Diam. montaggio [mm]			281
		Centering Diam./Diam. centraggio [mm]			29
		Number of Teeth/N° denti			21



KF-2001		CF-299 \ SF-296 \ DF-240	
		Diam./Diam. [mm]	210
		Inner Diam./Diam. int. [mm]	140
		Fitted Diam./Diam. montaggio [mm]	281
		Centering Diam./Diam. centraggio [mm]	24
		Number of Teeth/N° denti	21
KF-2002		CF-220 \ SF-296 \ DF-240	
		Diam./Diam. [mm]	210
		Inner Diam./Diam. int. [mm]	140
		Fitted Diam./Diam. montaggio [mm]	281
		Centering Diam./Diam. centraggio [mm]	24
		Number of Teeth/N° denti	21
KF-2004		TOYOTA	CF-299 \ SF-288 \ DF-246
		Diam./Diam. [mm]	235
		Inner Diam./Diam. int. [mm]	148
		Fitted Diam./Diam. montaggio [mm]	289
		Centering Diam./Diam. centraggio [mm]	29
		Number of Teeth/N° denti	21
KF-2005		TOYOTA	CF-299 \ SF-287 \ DF-299
		Diam./Diam. [mm]	250
		Inner Diam./Diam. int. [mm]	150
		Fitted Diam./Diam. montaggio [mm]	289
		Centering Diam./Diam. centraggio [mm]	29
		Number of Teeth/N° denti	21
KF-2006			CF-302 \ SF-297 \ DF-229
		Diam./Diam. [mm]	260
		Inner Diam./Diam. int. [mm]	167
		Fitted Diam./Diam. montaggio [mm]	314
		Centering Diam./Diam. centraggio [mm]	29
		Number of Teeth/N° denti	21

KF-2008		TOYOTA	CF-204 \ SF-224 \ DF-227
		Diam./Diam. [mm]	225
		Inner Diam./Diam. int. [mm]	142
		Fitted Diam./Diam. montaggio [mm]	292
		Centering Diam./Diam. centraggio [mm]	28,6
		Number of Teeth/N° denti	21
KF-2009			CF-204 \ SF-296 \ DF-201
		Diam./Diam. [mm]	225
		Inner Diam./Diam. int. [mm]	140
		Fitted Diam./Diam. montaggio [mm]	281
		Centering Diam./Diam. centraggio [mm]	28,7
		Number of Teeth/N° denti	21
KF-201		DAIHATSU - TOYOTA	CF-207 \ SF-205 \ DF-203
		Diam./Diam. [mm]	180
		Inner Diam./Diam. int. [mm]	118
		Fitted Diam./Diam. montaggio [mm]	230
		Centering Diam./Diam. centraggio [mm]	21,5
		Number of Teeth/N° denti	19
KF-2012		TOYOTA	CF-299 \ SF-296 \ DF-227
		Diam./Diam. [mm]	225
		Inner Diam./Diam. int. [mm]	140
		Fitted Diam./Diam. montaggio [mm]	281
		Centering Diam./Diam. centraggio [mm]	29
		Number of Teeth/N° denti	21
KF-2013		TOYOTA	
		Diam./Diam. [mm]	210
		Inner Diam./Diam. int. [mm]	145
		Fitted Diam./Diam. montaggio [mm]	265
		Centering Diam./Diam. centraggio [mm]	24
		Number of Teeth/N° denti	21

KF-2014		TOYOTA	CF-222 \ SF-203 \ DF-215
		Diam./Diam. [mm]	225
		Inner Diam./Diam. int. [mm]	143
		Fitted Diam./Diam. montaggio [mm]	266
		Centering Diam./Diam. centraggio [mm]	29,6
		Number of Teeth/N° denti	21
KF-2014A		TOYOTA	
		Diam./Diam. [mm]	225
		Inner Diam./Diam. int. [mm]	143
		Fitted Diam./Diam. montaggio [mm]	266
		Centering Diam./Diam. centraggio [mm]	29,6
		Number of Teeth/N° denti	21
KF-2014M		TOYOTA	
		Diam./Diam. [mm]	235
		Inner Diam./Diam. int. [mm]	143
		Fitted Diam./Diam. montaggio [mm]	275
		Centering Diam./Diam. centraggio [mm]	30
		Number of Teeth/N° denti	21
KF-2015		TOYOTA	CF-214 \ SF-299 \ DF-249
		Diam./Diam. [mm]	235
		Inner Diam./Diam. int. [mm]	148
		Fitted Diam./Diam. montaggio [mm]	289
		Centering Diam./Diam. centraggio [mm]	28,6
		Number of Teeth/N° denti	21
KF-2016		TOYOTA	CF-216 \ SF-296 \ DF-253
		Diam./Diam. [mm]	225
		Inner Diam./Diam. int. [mm]	140
		Fitted Diam./Diam. montaggio [mm]	281
		Centering Diam./Diam. centraggio [mm]	26,7
		Number of Teeth/N° denti	20



KF-2017		TOYOTA	CF-216 \ SF-254 \ DF-227
		Diam./Diam. [mm]	225
		Inner Diam./Diam. int. [mm]	138
		Fitted Diam./Diam. montaggio [mm]	284
		Centering Diam./Diam. centraggio [mm]	29
		Number of Teeth/N° denti	21
KF-2018		TOYOTA	CF-216 \ SF-254 \ DF-244
		Diam./Diam. [mm]	225
		Inner Diam./Diam. int. [mm]	138
		Fitted Diam./Diam. montaggio [mm]	283
		Centering Diam./Diam. centraggio [mm]	27
		Number of Teeth/N° denti	20
KF-2019			CF-214 \ SF-254 \ DF-218
		Diam./Diam. [mm]	225
		Inner Diam./Diam. int. [mm]	138
		Fitted Diam./Diam. montaggio [mm]	284
		Centering Diam./Diam. centraggio [mm]	28,6
		Number of Teeth/N° denti	21
KF-202		TOYOTA	CF-297 \ SF-205 \ DF-203
		Diam./Diam. [mm]	180
		Inner Diam./Diam. int. [mm]	118
		Fitted Diam./Diam. montaggio [mm]	230
		Centering Diam./Diam. centraggio [mm]	21,5
		Number of Teeth/N° denti	19
KF-2020		TOYOTA	CF-217 \ SF-206 \ DF-219
		Diam./Diam. [mm]	210
		Inner Diam./Diam. int. [mm]	137
		Fitted Diam./Diam. montaggio [mm]	268
		Centering Diam./Diam. centraggio [mm]	24
		Number of Teeth/N° denti	21


**KF-2022 TOYOTA CF-204 \ SF-296 \ DF-227**

		Diam./Diam. [mm]	225
		Inner Diam./Diam. int. [mm]	140
		Fitted Diam./Diam. montaggio [mm]	281
		Centering Diam./Diam. centraggio [mm]	28,8
		Number of Teeth/N° denti	21

**KF-2023 TOYOTA CF-220 \ SF-296 \ DF-227**

		Diam./Diam. [mm]	225
		Inner Diam./Diam. int. [mm]	140
		Fitted Diam./Diam. montaggio [mm]	281
		Centering Diam./Diam. centraggio [mm]	28,8
		Number of Teeth/N° denti	21

**KF-2024 TOYOTA CF-220 \ SF-256 \ DF-282**

		Diam./Diam. [mm]	235
		Inner Diam./Diam. int. [mm]	150
		Fitted Diam./Diam. montaggio [mm]	290
		Centering Diam./Diam. centraggio [mm]	28,5
		Number of Teeth/N° denti	21

**KF-2025 TOYOTA CF-220 \ SF-296 \ DF-257**

		Diam./Diam. [mm]	225
		Inner Diam./Diam. int. [mm]	140
		Fitted Diam./Diam. montaggio [mm]	281
		Centering Diam./Diam. centraggio [mm]	29,6
		Number of Teeth/N° denti	21

**KF-2026 TOYOTA CF-302 \ SF-296 \ DF-257**

		Diam./Diam. [mm]	225
		Inner Diam./Diam. int. [mm]	140
		Fitted Diam./Diam. montaggio [mm]	281
		Centering Diam./Diam. centraggio [mm]	29,6
		Number of Teeth/N° denti	21

KF-2027		CF-201 \ SF-296 \ DF-257	
		Diam./Diam. [mm]	225
		Inner Diam./Diam. int. [mm]	140
		Fitted Diam./Diam. montaggio [mm]	281
		Centering Diam./Diam. centraggio [mm]	29,6
		Number of Teeth/N° denti	21
KF-2028		TOYOTA	CF-299 \ SF-291 \ DF-257
		Diam./Diam. [mm]	225
		Inner Diam./Diam. int. [mm]	140
		Fitted Diam./Diam. montaggio [mm]	280
		Centering Diam./Diam. centraggio [mm]	29,6
		Number of Teeth/N° denti	21
KF-2029		TOYOTA	CF-293 \ SF-296 \ DF-283
		Diam./Diam. [mm]	225
		Inner Diam./Diam. int. [mm]	140
		Fitted Diam./Diam. montaggio [mm]	281
		Centering Diam./Diam. centraggio [mm]	29,5
		Number of Teeth/N° denti	21
KF-203		TOYOTA	CF-211 \ SF-238 \ DF-238
		Diam./Diam. [mm]	180
		Inner Diam./Diam. int. [mm]	122
		Fitted Diam./Diam. montaggio [mm]	229
		Centering Diam./Diam. centraggio [mm]	24
		Number of Teeth/N° denti	21
KF-2030		TOYOTA	CF-299 \ SF-276 \ DF-257
		Diam./Diam. [mm]	225
		Inner Diam./Diam. int. [mm]	144
		Fitted Diam./Diam. montaggio [mm]	284
		Centering Diam./Diam. centraggio [mm]	29,6
		Number of Teeth/N° denti	21



KF-2031		TOYOTA	CF-229 \ SF-255 \ DF-219
		Diam./Diam. [mm]	210
		Inner Diam./Diam. int. [mm]	138
		Fitted Diam./Diam. montaggio [mm]	267
		Centering Diam./Diam. centraggio [mm]	24
		Number of Teeth/N° denti	21
KF-2032		TOYOTA	CF-223 \ SF-281 \ DF-286
		Diam./Diam. [mm]	260
		Inner Diam./Diam. int. [mm]	162
		Fitted Diam./Diam. montaggio [mm]	317
		Centering Diam./Diam. centraggio [mm]	29,5
		Number of Teeth/N° denti	21
KF-2034		TOYOTA	CF-291 \ SF-297 \ DF-281
		Diam./Diam. [mm]	260
		Inner Diam./Diam. int. [mm]	167
		Fitted Diam./Diam. montaggio [mm]	314
		Centering Diam./Diam. centraggio [mm]	28,5
		Number of Teeth/N° denti	21
KF-2035		TOYOTA	CF-220 \ SF-296 \ DF-218
		Diam./Diam. [mm]	225
		Inner Diam./Diam. int. [mm]	140
		Fitted Diam./Diam. montaggio [mm]	281
		Centering Diam./Diam. centraggio [mm]	28,6
		Number of Teeth/N° denti	21
KF-2036		TOYOTA	CF-214 \ SF-275 \ DF-248
		Diam./Diam. [mm]	225
		Inner Diam./Diam. int. [mm]	139
		Fitted Diam./Diam. montaggio [mm]	266
		Centering Diam./Diam. centraggio [mm]	29
		Number of Teeth/N° denti	21

KF-2037	TOYOTA	CF-216 \ SF-212 \ DF-208										
		<table border="1"> <tr><td>Diam./Diam. [mm]</td><td>225</td></tr> <tr><td>Inner Diam./Diam. int. [mm]</td><td>138</td></tr> <tr><td>Fitted Diam./Diam. montaggio [mm]</td><td>284</td></tr> <tr><td>Centering Diam./Diam. centraggio [mm]</td><td>27</td></tr> <tr><td>Number of Teeth/N° denti</td><td>20</td></tr> </table>	Diam./Diam. [mm]	225	Inner Diam./Diam. int. [mm]	138	Fitted Diam./Diam. montaggio [mm]	284	Centering Diam./Diam. centraggio [mm]	27	Number of Teeth/N° denti	20
Diam./Diam. [mm]	225											
Inner Diam./Diam. int. [mm]	138											
Fitted Diam./Diam. montaggio [mm]	284											
Centering Diam./Diam. centraggio [mm]	27											
Number of Teeth/N° denti	20											
KF-2038	TOYOTA	CF-299 \ SF-283 \ DF-246										
		<table border="1"> <tr><td>Diam./Diam. [mm]</td><td>235</td></tr> <tr><td>Inner Diam./Diam. int. [mm]</td><td>143</td></tr> <tr><td>Fitted Diam./Diam. montaggio [mm]</td><td>293</td></tr> <tr><td>Centering Diam./Diam. centraggio [mm]</td><td>29</td></tr> <tr><td>Number of Teeth/N° denti</td><td>21</td></tr> </table>	Diam./Diam. [mm]	235	Inner Diam./Diam. int. [mm]	143	Fitted Diam./Diam. montaggio [mm]	293	Centering Diam./Diam. centraggio [mm]	29	Number of Teeth/N° denti	21
Diam./Diam. [mm]	235											
Inner Diam./Diam. int. [mm]	143											
Fitted Diam./Diam. montaggio [mm]	293											
Centering Diam./Diam. centraggio [mm]	29											
Number of Teeth/N° denti	21											
KF-2039	TOYOTA	CF-204 \ SF-289 \ DF-246										
		<table border="1"> <tr><td>Diam./Diam. [mm]</td><td>235</td></tr> <tr><td>Inner Diam./Diam. int. [mm]</td><td>143</td></tr> <tr><td>Fitted Diam./Diam. montaggio [mm]</td><td>294</td></tr> <tr><td>Centering Diam./Diam. centraggio [mm]</td><td>29</td></tr> <tr><td>Number of Teeth/N° denti</td><td>21</td></tr> </table>	Diam./Diam. [mm]	235	Inner Diam./Diam. int. [mm]	143	Fitted Diam./Diam. montaggio [mm]	294	Centering Diam./Diam. centraggio [mm]	29	Number of Teeth/N° denti	21
Diam./Diam. [mm]	235											
Inner Diam./Diam. int. [mm]	143											
Fitted Diam./Diam. montaggio [mm]	294											
Centering Diam./Diam. centraggio [mm]	29											
Number of Teeth/N° denti	21											
KF-204	TOYOTA	CF-204 \ SF-213 \ DF-210										
		<table border="1"> <tr><td>Diam./Diam. [mm]</td><td>190</td></tr> <tr><td>Inner Diam./Diam. int. [mm]</td><td>126</td></tr> <tr><td>Fitted Diam./Diam. montaggio [mm]</td><td>243</td></tr> <tr><td>Centering Diam./Diam. centraggio [mm]</td><td>24</td></tr> <tr><td>Number of Teeth/N° denti</td><td>21</td></tr> </table>	Diam./Diam. [mm]	190	Inner Diam./Diam. int. [mm]	126	Fitted Diam./Diam. montaggio [mm]	243	Centering Diam./Diam. centraggio [mm]	24	Number of Teeth/N° denti	21
Diam./Diam. [mm]	190											
Inner Diam./Diam. int. [mm]	126											
Fitted Diam./Diam. montaggio [mm]	243											
Centering Diam./Diam. centraggio [mm]	24											
Number of Teeth/N° denti	21											
KF-2040	TOYOTA	CF-219 \ SF-289 \ DF-246										
		<table border="1"> <tr><td>Diam./Diam. [mm]</td><td>235</td></tr> <tr><td>Inner Diam./Diam. int. [mm]</td><td>143</td></tr> <tr><td>Fitted Diam./Diam. montaggio [mm]</td><td>294</td></tr> <tr><td>Centering Diam./Diam. centraggio [mm]</td><td>29</td></tr> <tr><td>Number of Teeth/N° denti</td><td>21</td></tr> </table>	Diam./Diam. [mm]	235	Inner Diam./Diam. int. [mm]	143	Fitted Diam./Diam. montaggio [mm]	294	Centering Diam./Diam. centraggio [mm]	29	Number of Teeth/N° denti	21
Diam./Diam. [mm]	235											
Inner Diam./Diam. int. [mm]	143											
Fitted Diam./Diam. montaggio [mm]	294											
Centering Diam./Diam. centraggio [mm]	29											
Number of Teeth/N° denti	21											

KF-2041		TOYOTA	CF-213 \ SF-278 \ DF-254
		Diam./Diam. [mm]	240
		Inner Diam./Diam. int. [mm]	158
		Fitted Diam./Diam. montaggio [mm]	293
		Centering Diam./Diam. centraggio [mm]	29,6
		Number of Teeth/N° denti	21
KF-2042		TOYOTA	CF-294 \ SF-289 \ DF-284
		Diam./Diam. [mm]	235
		Inner Diam./Diam. int. [mm]	143
		Fitted Diam./Diam. montaggio [mm]	294
		Centering Diam./Diam. centraggio [mm]	29,5
		Number of Teeth/N° denti	21
KF-2043		TOYOTA	CF-220 \ SF-296 \ DF-279
		Diam./Diam. [mm]	210
		Inner Diam./Diam. int. [mm]	140
		Fitted Diam./Diam. montaggio [mm]	281
		Centering Diam./Diam. centraggio [mm]	29,6
		Number of Teeth/N° denti	21
KF-2044		TOYOTA	CF-226 \ SF-220 \ DF-224
		Diam./Diam. [mm]	190
		Inner Diam./Diam. int. [mm]	126
		Fitted Diam./Diam. montaggio [mm]	241
		Centering Diam./Diam. centraggio [mm]	21,5
		Number of Teeth/N° denti	19
KF-2045		TOYOTA	CF-229 \ SF-221 \ DF-216
		Diam./Diam. [mm]	200
		Inner Diam./Diam. int. [mm]	127
		Fitted Diam./Diam. montaggio [mm]	254
		Centering Diam./Diam. centraggio [mm]	24
		Number of Teeth/N° denti	21



KF-2048		TOYOTA	CF-214 \ SF-279 \ DF-246
		Diam./Diam. [mm]	235
		Inner Diam./Diam. int. [mm]	148
		Fitted Diam./Diam. montaggio [mm]	289
		Centering Diam./Diam. centraggio [mm]	29
		Number of Teeth/N° denti	21
KF-2049		TOYOTA	CF-290 \ SF-292 \ DF-292
		Diam./Diam. [mm]	275
		Inner Diam./Diam. int. [mm]	168
		Fitted Diam./Diam. montaggio [mm]	328
		Centering Diam./Diam. centraggio [mm]	29,5
		Number of Teeth/N° denti	21
KF-205		TOYOTA	CF-204 \ SF-227 \ DF-210
		Diam./Diam. [mm]	190
		Inner Diam./Diam. int. [mm]	128
		Fitted Diam./Diam. montaggio [mm]	246
		Centering Diam./Diam. centraggio [mm]	24
		Number of Teeth/N° denti	21
KF-2050		TOYOTA	CF-217 \ SF-255 \ DF-219
		Diam./Diam. [mm]	210
		Inner Diam./Diam. int. [mm]	138
		Fitted Diam./Diam. montaggio [mm]	267
		Centering Diam./Diam. centraggio [mm]	24
		Number of Teeth/N° denti	21
KF-2051		TOYOTA	CF-201 \ SF-296 \ DF-227
		Diam./Diam. [mm]	225
		Inner Diam./Diam. int. [mm]	140
		Fitted Diam./Diam. montaggio [mm]	281
		Centering Diam./Diam. centraggio [mm]	29
		Number of Teeth/N° denti	21



KF-2052		TOYOTA	CF-220 \ SF-296 \ DF-211
		Diam./Diam. [mm]	210
		Inner Diam./Diam. int. [mm]	140
		Fitted Diam./Diam. montaggio [mm]	281
		Centering Diam./Diam. centraggio [mm]	29
		Number of Teeth/N° denti	21
KF-2053		TOYOTA	CF-302 \ SF-282 \ DF-287
		Diam./Diam. [mm]	260
		Inner Diam./Diam. int. [mm]	167
		Fitted Diam./Diam. montaggio [mm]	318
		Centering Diam./Diam. centraggio [mm]	29,5
		Number of Teeth/N° denti	21
KF-2054		TOYOTA	CF-299 \ SF-299 \ DF-295
		Diam./Diam. [mm]	235
		Inner Diam./Diam. int. [mm]	148
		Fitted Diam./Diam. montaggio [mm]	289
		Centering Diam./Diam. centraggio [mm]	29
		Number of Teeth/N° denti	21
KF-2056		TOYOTA	CF-216 \ SF-231 \ DF-208
		Diam./Diam. [mm]	225
		Inner Diam./Diam. int. [mm]	138
		Fitted Diam./Diam. montaggio [mm]	280
		Centering Diam./Diam. centraggio [mm]	27
		Number of Teeth/N° denti	20
KF-2057		TOYOTA	CF-216 \ SF-231 \ DF-244
		Diam./Diam. [mm]	225
		Inner Diam./Diam. int. [mm]	147,7
		Fitted Diam./Diam. montaggio [mm]	283,3
		Centering Diam./Diam. centraggio [mm]	27,6
		Number of Teeth/N° denti	20



KF-2058		TOYOTA	CF-214 \ SF-234 \ DF-234
		Diam./Diam. [mm]	225
		Inner Diam./Diam. int. [mm]	138
		Fitted Diam./Diam. montaggio [mm]	266
		Centering Diam./Diam. centraggio [mm]	29
		Number of Teeth/N° denti	21
KF-2059		TOYOTA	CF-223 \ SF-232 \ DF-245
		Diam./Diam. [mm]	260
		Inner Diam./Diam. int. [mm]	167
		Fitted Diam./Diam. montaggio [mm]	313
		Centering Diam./Diam. centraggio [mm]	29,5
		Number of Teeth/N° denti	21
KF-206			CF-201 \ SF-200 \ DF-235
		Diam./Diam. [mm]	190
		Inner Diam./Diam. int. [mm]	130
		Fitted Diam./Diam. montaggio [mm]	255
		Centering Diam./Diam. centraggio [mm]	24
		Number of Teeth/N° denti	21
KF-2060		TOYOTA	CF-210 \ SF-292 \ DF-292
		Diam./Diam. [mm]	275
		Inner Diam./Diam. int. [mm]	168
		Fitted Diam./Diam. montaggio [mm]	328
		Centering Diam./Diam. centraggio [mm]	29,5
		Number of Teeth/N° denti	21
KF-2061		TOYOTA	CF-289 \ SF-231 \ DF-280
		Diam./Diam. [mm]	225
		Inner Diam./Diam. int. [mm]	138
		Fitted Diam./Diam. montaggio [mm]	280
		Centering Diam./Diam. centraggio [mm]	27,7
		Number of Teeth/N° denti	20





KF-2064		TOYOTA	CF-204 \ SF-296 \ DF-211
		Diam./Diam. [mm]	210
		Inner Diam./Diam. int. [mm]	140
		Fitted Diam./Diam. montaggio [mm]	281
		Centering Diam./Diam. centraggio [mm]	29
		Number of Teeth/N° denti	21
KF-2065		TOYOTA	CF-226 \ SF-236 \ DF-285
		Diam./Diam. [mm]	200
		Inner Diam./Diam. int. [mm]	137
		Fitted Diam./Diam. montaggio [mm]	255
		Centering Diam./Diam. centraggio [mm]	24
		Number of Teeth/N° denti	21
KF-2067		TOYOTA - VW	CF-204 \ SF-249 \ DF-218
		Diam./Diam. [mm]	225
		Inner Diam./Diam. int. [mm]	138
		Fitted Diam./Diam. montaggio [mm]	266
		Centering Diam./Diam. centraggio [mm]	28,6
		Number of Teeth/N° denti	21
KF-2068		VW - TOYOTA	CF-204 \ SF-296 \ DF-257
		Diam./Diam. [mm]	225
		Inner Diam./Diam. int. [mm]	140
		Fitted Diam./Diam. montaggio [mm]	281
		Centering Diam./Diam. centraggio [mm]	29,6
		Number of Teeth/N° denti	21
KF-2069		VW	CF-299 \ SF-262 \ DF-257
		Diam./Diam. [mm]	225
		Inner Diam./Diam. int. [mm]	148
		Fitted Diam./Diam. montaggio [mm]	287
		Centering Diam./Diam. centraggio [mm]	29,6
		Number of Teeth/N° denti	21

KF-207		TOYOTA	CF-211 \ SF-240 \ DF-235
		Diam./Diam. [mm]	190
		Inner Diam./Diam. int. [mm]	126
		Fitted Diam./Diam. montaggio [mm]	246
		Centering Diam./Diam. centraggio [mm]	24
		Number of Teeth/N° denti	21
KF-2070		TOYOTA	CF-234 \ SF-244
		Diam./Diam. [mm]	210
		Inner Diam./Diam. int. [mm]	137
		Fitted Diam./Diam. montaggio [mm]	267
		Centering Diam./Diam. centraggio [mm]	24
		Number of Teeth/N° denti	21
		Semi-automatic Gearbox 5MT \ Cambio Robotizzato 5M	
KF-2071		TOYOTA	CF-200 \ SF-233 \ DF-293
		Diam./Diam. [mm]	300
		Inner Diam./Diam. int. [mm]	176
		Fitted Diam./Diam. montaggio [mm]	364
		Centering Diam./Diam. centraggio [mm]	32
		Number of Teeth/N° denti	14
KF-2072		TOYOTA	CF-299 \ SF-256 \ DF-246
		Diam./Diam. [mm]	235
		Inner Diam./Diam. int. [mm]	150
		Fitted Diam./Diam. montaggio [mm]	290
		Centering Diam./Diam. centraggio [mm]	29
		Number of Teeth/N° denti	21
KF-2074		TOYOTA	
		Diam./Diam. [mm]	300
		Inner Diam./Diam. int. [mm]	189
		Fitted Diam./Diam. montaggio [mm]	364,5
		Centering Diam./Diam. centraggio [mm]	32
		Number of Teeth/N° denti	14

KF-2075		TOYOTA	
		Diam./Diam. [mm]	235
		Inner Diam./Diam. int. [mm]	148
		Fitted Diam./Diam. montaggio [mm]	288
		Centering Diam./Diam. centraggio [mm]	29,5
		Number of Teeth/N° denti	21

KF-2077		TOYOTA	
		Diam./Diam. [mm]	235
		Inner Diam./Diam. int. [mm]	143
		Fitted Diam./Diam. montaggio [mm]	287
		Centering Diam./Diam. centraggio [mm]	29,5
		Number of Teeth/N° denti	21

KF-2079		TOYOTA	
		Diam./Diam. [mm]	235
		Inner Diam./Diam. int. [mm]	143
		Fitted Diam./Diam. montaggio [mm]	287
		Centering Diam./Diam. centraggio [mm]	29,5
		Number of Teeth/N° denti	21

KF-208		TOYOTA		CF-211 \ SF-236 \ DF-216	
		Diam./Diam. [mm]	200		
		Inner Diam./Diam. int. [mm]	126		
		Fitted Diam./Diam. montaggio [mm]	255		
		Centering Diam./Diam. centraggio [mm]	24		
		Number of Teeth/N° denti	21		

KF-2080		TOYOTA		CF-295 \ SF-299 \ DF-289	
		Diam./Diam. [mm]	235		
		Inner Diam./Diam. int. [mm]	148		
		Fitted Diam./Diam. montaggio [mm]	289		
		Centering Diam./Diam. centraggio [mm]	28,5		
		Number of Teeth/N° denti	21		



KF-2081		TOYOTA	
		Diam./Diam. [mm]	235
		Inner Diam./Diam. int. [mm]	143
		Fitted Diam./Diam. montaggio [mm]	276
		Centering Diam./Diam. centraggio [mm]	29
		Number of Teeth/N° denti	21
KF-2082		TOYOTA	
		Diam./Diam. [mm]	275
		Inner Diam./Diam. int. [mm]	168
		Fitted Diam./Diam. montaggio [mm]	329
		Centering Diam./Diam. centraggio [mm]	29
		Number of Teeth/N° denti	21
KF-2083		TOYOTA	
		Diam./Diam. [mm]	210
		Inner Diam./Diam. int. [mm]	138
		Fitted Diam./Diam. montaggio [mm]	264
		Centering Diam./Diam. centraggio [mm]	24
		Number of Teeth/N° denti	21
KF-2084		TOYOTA	
		Diam./Diam. [mm]	235
		Inner Diam./Diam. int. [mm]	143
		Fitted Diam./Diam. montaggio [mm]	287
		Centering Diam./Diam. centraggio [mm]	29,5
		Number of Teeth/N° denti	21
KF-2085		LEXUS	
		Diam./Diam. [mm]	225
		Inner Diam./Diam. int. [mm]	143
		Fitted Diam./Diam. montaggio [mm]	280
		Centering Diam./Diam. centraggio [mm]	29,5
		Number of Teeth/N° denti	21

KF-2087		TOYOTA	CF-217 \ SF-255 \ DF-260
		Diam./Diam. [mm]	210
		Inner Diam./Diam. int. [mm]	137
		Fitted Diam./Diam. montaggio [mm]	268
		Centering Diam./Diam. centraggio [mm]	24
		Number of Teeth/N° denti	21
KF-2088		TOYOTA	CF-217 \ SF-242 \ DF-260
		Diam./Diam. [mm]	210
		Inner Diam./Diam. int. [mm]	137
		Fitted Diam./Diam. montaggio [mm]	268
		Centering Diam./Diam. centraggio [mm]	24
		Number of Teeth/N° denti	21
KF-2089		TOYOTA	CF-214 \ SF-258 \ DF-251
		Diam./Diam. [mm]	225
		Inner Diam./Diam. int. [mm]	148
		Fitted Diam./Diam. montaggio [mm]	265
		Centering Diam./Diam. centraggio [mm]	29
		Number of Teeth/N° denti	21
KF-209		TOYOTA	CF-216 \ SF-231 \ DF-237
		Diam./Diam. [mm]	210
		Inner Diam./Diam. int. [mm]	138
		Fitted Diam./Diam. montaggio [mm]	280
		Centering Diam./Diam. centraggio [mm]	26,6
		Number of Teeth/N° denti	20
KF-2090		TOYOTA	CF-226 \ SF-236 \ DF-216
		Diam./Diam. [mm]	200
		Inner Diam./Diam. int. [mm]	126
		Fitted Diam./Diam. montaggio [mm]	255
		Centering Diam./Diam. centraggio [mm]	24
		Number of Teeth/N° denti	21

KF-2091		PEUGEOT - CITROEN - TOYOTA	CF-230 \ SF-261 \ DF-261
		Diam./Diam. [mm]	190
		Inner Diam./Diam. int. [mm]	132
		Fitted Diam./Diam. montaggio [mm]	239
		Centering Diam./Diam. centraggio [mm]	22
		Number of Teeth/N° denti	19
KF-2092		TOYOTA	CF-231 \ SF-266
		Diam./Diam. [mm]	235
		Inner Diam./Diam. int. [mm]	155
		Fitted Diam./Diam. montaggio [mm]	285
		Centering Diam./Diam. centraggio [mm]	29
		Number of Teeth/N° denti	21
KF-2093		TOYOTA	CF-229 \ SF-268 \ DF-255
		Diam./Diam. [mm]	210
		Inner Diam./Diam. int. [mm]	140
		Fitted Diam./Diam. montaggio [mm]	264
		Centering Diam./Diam. centraggio [mm]	24
		Number of Teeth/N° denti	21
KF-2094		TOYOTA	CF-214 \ SF-267 \ DF-263
		Diam./Diam. [mm]	235
		Inner Diam./Diam. int. [mm]	150
		Fitted Diam./Diam. montaggio [mm]	286
		Centering Diam./Diam. centraggio [mm]	29
		Number of Teeth/N° denti	21
KF-2096		TOYOTA - PEUGEOT - CITROEN	CF-230 \ SF-270 \ DF-265
		Diam./Diam. [mm]	200
		Inner Diam./Diam. int. [mm]	138
		Fitted Diam./Diam. montaggio [mm]	239
		Centering Diam./Diam. centraggio [mm]	22
		Number of Teeth/N° denti	19



**KF-2097 TOYOTA CF-217 \ SF-237 \ DF-266**

		Diam./Diam. [mm]	200
		Inner Diam./Diam. int. [mm]	139
		Fitted Diam./Diam. montaggio [mm]	252
		Centering Diam./Diam. centraggio [mm]	24
		Number of Teeth/N° denti	21

**KF-2098 TOYOTA CF-229 \ SF-271 \ DF-267**

		Diam./Diam. [mm]	210
		Inner Diam./Diam. int. [mm]	137
		Fitted Diam./Diam. montaggio [mm]	268
		Centering Diam./Diam. centraggio [mm]	24
		Number of Teeth/N° denti	21

**KF-2099 TOYOTA CF-233 \ SF-272 \ DF-268**

		Diam./Diam. [mm]	225
		Inner Diam./Diam. int. [mm]	148
		Fitted Diam./Diam. montaggio [mm]	283
		Centering Diam./Diam. centraggio [mm]	29
		Number of Teeth/N° denti	21

**KF-210 DAIHATSU - TOYOTA CF-204 \ SF-200 \ DF-200**

		Diam./Diam. [mm]	190
		Inner Diam./Diam. int. [mm]	130
		Fitted Diam./Diam. montaggio [mm]	255
		Centering Diam./Diam. centraggio [mm]	24
		Number of Teeth/N° denti	21

**KF-2100 TOYOTA CF-226 \ SF-246 \ DF-269**

		Diam./Diam. [mm]	200
		Inner Diam./Diam. int. [mm]	138
		Fitted Diam./Diam. montaggio [mm]	239
		Centering Diam./Diam. centraggio [mm]	24
		Number of Teeth/N° denti	21

KF-2101	TOYOTA	CF-230 \ SF-265 \ DF-270												
		<table border="1"> <tr><td>Diam./Diam. [mm]</td><td>200</td></tr> <tr><td>Inner Diam./Diam. int. [mm]</td><td>138</td></tr> <tr><td>Fitted Diam./Diam. montaggio [mm]</td><td>238</td></tr> <tr><td>Centering Diam./Diam. centraggio [mm]</td><td>22</td></tr> <tr><td>Number of Teeth/N° denti</td><td>19</td></tr> </table>	Diam./Diam. [mm]	200	Inner Diam./Diam. int. [mm]	138	Fitted Diam./Diam. montaggio [mm]	238	Centering Diam./Diam. centraggio [mm]	22	Number of Teeth/N° denti	19		
Diam./Diam. [mm]	200													
Inner Diam./Diam. int. [mm]	138													
Fitted Diam./Diam. montaggio [mm]	238													
Centering Diam./Diam. centraggio [mm]	22													
Number of Teeth/N° denti	19													
<b>NEW</b>														
		<table border="1"> <tr><td>Diam./Diam. [mm]</td><td>260</td></tr> <tr><td>Inner Diam./Diam. int. [mm]</td><td>168</td></tr> <tr><td>Fitted Diam./Diam. montaggio [mm]</td><td>314</td></tr> <tr><td>Centering Diam./Diam. centraggio [mm]</td><td>29</td></tr> <tr><td>Number of Teeth/N° denti</td><td>21</td></tr> </table>	Diam./Diam. [mm]	260	Inner Diam./Diam. int. [mm]	168	Fitted Diam./Diam. montaggio [mm]	314	Centering Diam./Diam. centraggio [mm]	29	Number of Teeth/N° denti	21		
Diam./Diam. [mm]	260													
Inner Diam./Diam. int. [mm]	168													
Fitted Diam./Diam. montaggio [mm]	314													
Centering Diam./Diam. centraggio [mm]	29													
Number of Teeth/N° denti	21													
<b>NEW</b>														
		<table border="1"> <tr><td>Diam./Diam. [mm]</td><td>225</td></tr> <tr><td>Inner Diam./Diam. int. [mm]</td><td>149</td></tr> <tr><td>Fitted Diam./Diam. montaggio [mm]</td><td>265</td></tr> <tr><td>Centering Diam./Diam. centraggio [mm]</td><td>24</td></tr> <tr><td>Number of Teeth/N° denti</td><td>21</td></tr> <tr><td colspan="2" style="text-align: center;"><b>With Bearing Hydraulic \ Con Cuscinetto Idraulico</b></td></tr> </table>	Diam./Diam. [mm]	225	Inner Diam./Diam. int. [mm]	149	Fitted Diam./Diam. montaggio [mm]	265	Centering Diam./Diam. centraggio [mm]	24	Number of Teeth/N° denti	21	<b>With Bearing Hydraulic \ Con Cuscinetto Idraulico</b>	
Diam./Diam. [mm]	225													
Inner Diam./Diam. int. [mm]	149													
Fitted Diam./Diam. montaggio [mm]	265													
Centering Diam./Diam. centraggio [mm]	24													
Number of Teeth/N° denti	21													
<b>With Bearing Hydraulic \ Con Cuscinetto Idraulico</b>														
<b>NEW</b>														
		<table border="1"> <tr><td>Diam./Diam. [mm]</td><td>200</td></tr> <tr><td>Inner Diam./Diam. int. [mm]</td><td>137</td></tr> <tr><td>Fitted Diam./Diam. montaggio [mm]</td><td>252</td></tr> <tr><td>Centering Diam./Diam. centraggio [mm]</td><td>24</td></tr> <tr><td>Number of Teeth/N° denti</td><td>21</td></tr> <tr><td colspan="2" style="text-align: center;"><b>With Bearing Hydraulic \ Con Cuscinetto Idraulico</b></td></tr> </table>	Diam./Diam. [mm]	200	Inner Diam./Diam. int. [mm]	137	Fitted Diam./Diam. montaggio [mm]	252	Centering Diam./Diam. centraggio [mm]	24	Number of Teeth/N° denti	21	<b>With Bearing Hydraulic \ Con Cuscinetto Idraulico</b>	
Diam./Diam. [mm]	200													
Inner Diam./Diam. int. [mm]	137													
Fitted Diam./Diam. montaggio [mm]	252													
Centering Diam./Diam. centraggio [mm]	24													
Number of Teeth/N° denti	21													
<b>With Bearing Hydraulic \ Con Cuscinetto Idraulico</b>														
<b>NEW</b>														
		<table border="1"> <tr><td>Diam./Diam. [mm]</td><td>250</td></tr> <tr><td>Inner Diam./Diam. int. [mm]</td><td>159</td></tr> <tr><td>Fitted Diam./Diam. montaggio [mm]</td><td>286</td></tr> <tr><td>Centering Diam./Diam. centraggio [mm]</td><td>29</td></tr> <tr><td>Number of Teeth/N° denti</td><td>21</td></tr> </table>	Diam./Diam. [mm]	250	Inner Diam./Diam. int. [mm]	159	Fitted Diam./Diam. montaggio [mm]	286	Centering Diam./Diam. centraggio [mm]	29	Number of Teeth/N° denti	21		
Diam./Diam. [mm]	250													
Inner Diam./Diam. int. [mm]	159													
Fitted Diam./Diam. montaggio [mm]	286													
Centering Diam./Diam. centraggio [mm]	29													
Number of Teeth/N° denti	21													

**KF-2108 TOYOTA - PEUGEOT - CITROEN CF-230 \ SF-2002**

		Diam./Diam. [mm]	200
		Inner Diam./Diam. int. [mm]	127
		Fitted Diam./Diam. montaggio [mm]	242
		Centering Diam./Diam. centraggio [mm]	22
		Number of Teeth/N° denti	19

**KF-2109 TOYOTA CF-220 \ SF-236 \ DF-231**

		Diam./Diam. [mm]	200
		Inner Diam./Diam. int. [mm]	126
		Fitted Diam./Diam. montaggio [mm]	255
		Centering Diam./Diam. centraggio [mm]	29
		Number of Teeth/N° denti	21

**KF-211 TOYOTA CF-201 \ SF-200 \ DF-200**

		Diam./Diam. [mm]	190
		Inner Diam./Diam. int. [mm]	130
		Fitted Diam./Diam. montaggio [mm]	255
		Centering Diam./Diam. centraggio [mm]	24
		Number of Teeth/N° denti	21

**KF-2112 TOYOTA CF-223 \ SF-232 \ DF-271**

		Diam./Diam. [mm]	260
		Inner Diam./Diam. int. [mm]	167
		Fitted Diam./Diam. montaggio [mm]	313
		Centering Diam./Diam. centraggio [mm]	29
		Number of Teeth/N° denti	21

**KF-2113 TOYOTA**

		Diam./Diam. [mm]	215
		Inner Diam./Diam. int. [mm]	143,5
		Fitted Diam./Diam. montaggio [mm]	262
		Centering Diam./Diam. centraggio [mm]	20,5
		Number of Teeth/N° denti	18



KF-2114	TOYOTA	CF-236 \ SF-2004 \ DF-277												
		<table border="1"> <tr><td>Diam./Diam. [mm]</td><td style="text-align: right;">215</td></tr> <tr><td>Inner Diam./Diam. int. [mm]</td><td style="text-align: right;">137</td></tr> <tr><td>Fitted Diam./Diam. montaggio [mm]</td><td style="text-align: right;">265</td></tr> <tr><td>Centering Diam./Diam. centraggio [mm]</td><td style="text-align: right;">24</td></tr> <tr><td>Number of Teeth/N° denti</td><td style="text-align: right;">21</td></tr> <tr><td colspan="2" style="text-align: center;"><b>With Bearing Hydraulic \ Con Cuscinetto Idraulico</b></td></tr> </table>	Diam./Diam. [mm]	215	Inner Diam./Diam. int. [mm]	137	Fitted Diam./Diam. montaggio [mm]	265	Centering Diam./Diam. centraggio [mm]	24	Number of Teeth/N° denti	21	<b>With Bearing Hydraulic \ Con Cuscinetto Idraulico</b>	
Diam./Diam. [mm]	215													
Inner Diam./Diam. int. [mm]	137													
Fitted Diam./Diam. montaggio [mm]	265													
Centering Diam./Diam. centraggio [mm]	24													
Number of Teeth/N° denti	21													
<b>With Bearing Hydraulic \ Con Cuscinetto Idraulico</b>														
KF-2115	TOYOTA	CF-204 \ SF-816 \ DF-227												
		<table border="1"> <tr><td>Diam./Diam. [mm]</td><td style="text-align: right;">225</td></tr> <tr><td>Inner Diam./Diam. int. [mm]</td><td style="text-align: right;">149</td></tr> <tr><td>Fitted Diam./Diam. montaggio [mm]</td><td style="text-align: right;">280</td></tr> <tr><td>Centering Diam./Diam. centraggio [mm]</td><td style="text-align: right;">28</td></tr> <tr><td>Number of Teeth/N° denti</td><td style="text-align: right;">21</td></tr> </table>	Diam./Diam. [mm]	225	Inner Diam./Diam. int. [mm]	149	Fitted Diam./Diam. montaggio [mm]	280	Centering Diam./Diam. centraggio [mm]	28	Number of Teeth/N° denti	21		
Diam./Diam. [mm]	225													
Inner Diam./Diam. int. [mm]	149													
Fitted Diam./Diam. montaggio [mm]	280													
Centering Diam./Diam. centraggio [mm]	28													
Number of Teeth/N° denti	21													
KF-2116	TOYOTA	CF-294 \ SF-285 \ DF-295												
		<table border="1"> <tr><td>Diam./Diam. [mm]</td><td style="text-align: right;">235</td></tr> <tr><td>Inner Diam./Diam. int. [mm]</td><td style="text-align: right;">148</td></tr> <tr><td>Fitted Diam./Diam. montaggio [mm]</td><td style="text-align: right;">286</td></tr> <tr><td>Centering Diam./Diam. centraggio [mm]</td><td style="text-align: right;">29</td></tr> <tr><td>Number of Teeth/N° denti</td><td style="text-align: right;">21</td></tr> </table>	Diam./Diam. [mm]	235	Inner Diam./Diam. int. [mm]	148	Fitted Diam./Diam. montaggio [mm]	286	Centering Diam./Diam. centraggio [mm]	29	Number of Teeth/N° denti	21		
Diam./Diam. [mm]	235													
Inner Diam./Diam. int. [mm]	148													
Fitted Diam./Diam. montaggio [mm]	286													
Centering Diam./Diam. centraggio [mm]	29													
Number of Teeth/N° denti	21													
KF-2117	TOYOTA - SUBARU	CF-239 \ SF-252 \ DF-278												
		<table border="1"> <tr><td>Diam./Diam. [mm]</td><td style="text-align: right;">225</td></tr> <tr><td>Inner Diam./Diam. int. [mm]</td><td style="text-align: right;">149</td></tr> <tr><td>Fitted Diam./Diam. montaggio [mm]</td><td style="text-align: right;">265</td></tr> <tr><td>Centering Diam./Diam. centraggio [mm]</td><td style="text-align: right;">24</td></tr> <tr><td>Number of Teeth/N° denti</td><td style="text-align: right;">21</td></tr> <tr><td colspan="2" style="text-align: center;"><b>With Bearing Hydraulic \ Con Cuscinetto Idraulico</b></td></tr> </table>	Diam./Diam. [mm]	225	Inner Diam./Diam. int. [mm]	149	Fitted Diam./Diam. montaggio [mm]	265	Centering Diam./Diam. centraggio [mm]	24	Number of Teeth/N° denti	21	<b>With Bearing Hydraulic \ Con Cuscinetto Idraulico</b>	
Diam./Diam. [mm]	225													
Inner Diam./Diam. int. [mm]	149													
Fitted Diam./Diam. montaggio [mm]	265													
Centering Diam./Diam. centraggio [mm]	24													
Number of Teeth/N° denti	21													
<b>With Bearing Hydraulic \ Con Cuscinetto Idraulico</b>														
KF-2118	TOYOTA													
		<table border="1"> <tr><td>Diam./Diam. [mm]</td><td style="text-align: right;">275</td></tr> <tr><td>Inner Diam./Diam. int. [mm]</td><td style="text-align: right;">173</td></tr> <tr><td>Fitted Diam./Diam. montaggio [mm]</td><td style="text-align: right;">331</td></tr> <tr><td>Centering Diam./Diam. centraggio [mm]</td><td style="text-align: right;">30</td></tr> <tr><td>Number of Teeth/N° denti</td><td style="text-align: right;">21</td></tr> </table>	Diam./Diam. [mm]	275	Inner Diam./Diam. int. [mm]	173	Fitted Diam./Diam. montaggio [mm]	331	Centering Diam./Diam. centraggio [mm]	30	Number of Teeth/N° denti	21		
Diam./Diam. [mm]	275													
Inner Diam./Diam. int. [mm]	173													
Fitted Diam./Diam. montaggio [mm]	331													
Centering Diam./Diam. centraggio [mm]	30													
Number of Teeth/N° denti	21													

KF-212		TOYOTA	CF-216 \ SF-231 \ DF-232
		Diam./Diam. [mm]	225
		Inner Diam./Diam. int. [mm]	138
		Fitted Diam./Diam. montaggio [mm]	280
		Centering Diam./Diam. centraggio [mm]	27
		Number of Teeth/N° denti	20
KF-213		TOYOTA	CF-216 \ SF-231 \ DF-243
		Diam./Diam. [mm]	225
		Inner Diam./Diam. int. [mm]	138
		Fitted Diam./Diam. montaggio [mm]	280
		Centering Diam./Diam. centraggio [mm]	28
		Number of Teeth/N° denti	20
KF-214		TOYOTA	CF-216 \ SF-231 \ DF-253
		Diam./Diam. [mm]	225
		Inner Diam./Diam. int. [mm]	138
		Fitted Diam./Diam. montaggio [mm]	280
		Centering Diam./Diam. centraggio [mm]	26,7
		Number of Teeth/N° denti	20
KF-215		TOYOTA	CF-201 \ SF-226 \ DF-223
		Diam./Diam. [mm]	225
		Inner Diam./Diam. int. [mm]	140
		Fitted Diam./Diam. montaggio [mm]	283
		Centering Diam./Diam. centraggio [mm]	29
		Number of Teeth/N° denti	21
KF-216		DAIHATSU - TOYOTA	CF-201 \ SF-296 \ DF-211
		Diam./Diam. [mm]	210
		Inner Diam./Diam. int. [mm]	140
		Fitted Diam./Diam. montaggio [mm]	281
		Centering Diam./Diam. centraggio [mm]	29
		Number of Teeth/N° denti	21

KF-217	TOYOTA	CF-204 \ SF-296 \ DF-211										
		<table border="1"> <tr><td>Diam./Diam. [mm]</td><td>210</td></tr> <tr><td>Inner Diam./Diam. int. [mm]</td><td>140</td></tr> <tr><td>Fitted Diam./Diam. montaggio [mm]</td><td>281</td></tr> <tr><td>Centering Diam./Diam. centraggio [mm]</td><td>29</td></tr> <tr><td>Number of Teeth/N° denti</td><td>21</td></tr> </table>	Diam./Diam. [mm]	210	Inner Diam./Diam. int. [mm]	140	Fitted Diam./Diam. montaggio [mm]	281	Centering Diam./Diam. centraggio [mm]	29	Number of Teeth/N° denti	21
Diam./Diam. [mm]	210											
Inner Diam./Diam. int. [mm]	140											
Fitted Diam./Diam. montaggio [mm]	281											
Centering Diam./Diam. centraggio [mm]	29											
Number of Teeth/N° denti	21											
KF-218	TOYOTA	CF-204 \ SF-296 \ DF-222										
		<table border="1"> <tr><td>Diam./Diam. [mm]</td><td>225</td></tr> <tr><td>Inner Diam./Diam. int. [mm]</td><td>140</td></tr> <tr><td>Fitted Diam./Diam. montaggio [mm]</td><td>281</td></tr> <tr><td>Centering Diam./Diam. centraggio [mm]</td><td>29,5</td></tr> <tr><td>Number of Teeth/N° denti</td><td>21</td></tr> </table>	Diam./Diam. [mm]	225	Inner Diam./Diam. int. [mm]	140	Fitted Diam./Diam. montaggio [mm]	281	Centering Diam./Diam. centraggio [mm]	29,5	Number of Teeth/N° denti	21
Diam./Diam. [mm]	225											
Inner Diam./Diam. int. [mm]	140											
Fitted Diam./Diam. montaggio [mm]	281											
Centering Diam./Diam. centraggio [mm]	29,5											
Number of Teeth/N° denti	21											
KF-222	TOYOTA	CF-211 \ SF-242 \ DF-240										
		<table border="1"> <tr><td>Diam./Diam. [mm]</td><td>210</td></tr> <tr><td>Inner Diam./Diam. int. [mm]</td><td>138</td></tr> <tr><td>Fitted Diam./Diam. montaggio [mm]</td><td>267</td></tr> <tr><td>Centering Diam./Diam. centraggio [mm]</td><td>24</td></tr> <tr><td>Number of Teeth/N° denti</td><td>21</td></tr> </table>	Diam./Diam. [mm]	210	Inner Diam./Diam. int. [mm]	138	Fitted Diam./Diam. montaggio [mm]	267	Centering Diam./Diam. centraggio [mm]	24	Number of Teeth/N° denti	21
Diam./Diam. [mm]	210											
Inner Diam./Diam. int. [mm]	138											
Fitted Diam./Diam. montaggio [mm]	267											
Centering Diam./Diam. centraggio [mm]	24											
Number of Teeth/N° denti	21											
KF-224	TOYOTA	CF-214 \ SF-263 \ DF-295										
		<table border="1"> <tr><td>Diam./Diam. [mm]</td><td>235</td></tr> <tr><td>Inner Diam./Diam. int. [mm]</td><td>143</td></tr> <tr><td>Fitted Diam./Diam. montaggio [mm]</td><td>289</td></tr> <tr><td>Centering Diam./Diam. centraggio [mm]</td><td>29</td></tr> <tr><td>Number of Teeth/N° denti</td><td>21</td></tr> </table>	Diam./Diam. [mm]	235	Inner Diam./Diam. int. [mm]	143	Fitted Diam./Diam. montaggio [mm]	289	Centering Diam./Diam. centraggio [mm]	29	Number of Teeth/N° denti	21
Diam./Diam. [mm]	235											
Inner Diam./Diam. int. [mm]	143											
Fitted Diam./Diam. montaggio [mm]	289											
Centering Diam./Diam. centraggio [mm]	29											
Number of Teeth/N° denti	21											
KF-226	TOYOTA	CF-204 \ SF-236 \ DF-231										
		<table border="1"> <tr><td>Diam./Diam. [mm]</td><td>200</td></tr> <tr><td>Inner Diam./Diam. int. [mm]</td><td>126</td></tr> <tr><td>Fitted Diam./Diam. montaggio [mm]</td><td>255</td></tr> <tr><td>Centering Diam./Diam. centraggio [mm]</td><td>29,5</td></tr> <tr><td>Number of Teeth/N° denti</td><td>21</td></tr> </table>	Diam./Diam. [mm]	200	Inner Diam./Diam. int. [mm]	126	Fitted Diam./Diam. montaggio [mm]	255	Centering Diam./Diam. centraggio [mm]	29,5	Number of Teeth/N° denti	21
Diam./Diam. [mm]	200											
Inner Diam./Diam. int. [mm]	126											
Fitted Diam./Diam. montaggio [mm]	255											
Centering Diam./Diam. centraggio [mm]	29,5											
Number of Teeth/N° denti	21											



KF-227		TOYOTA	CF-211 \ SF-236 \ DF-235
		Diam./Diam. [mm]	190
		Inner Diam./Diam. int. [mm]	126
		Fitted Diam./Diam. montaggio [mm]	254
		Centering Diam./Diam. centraggio [mm]	24
		Number of Teeth/N° denti	21
KF-228		TOYOTA	CF-211 \ SF-201 \ DF-216
		Diam./Diam. [mm]	200
		Inner Diam./Diam. int. [mm]	137
		Fitted Diam./Diam. montaggio [mm]	255
		Centering Diam./Diam. centraggio [mm]	24
		Number of Teeth/N° denti	21
KF-230			CF-204 \ SF-216 \ DF-295
		Diam./Diam. [mm]	235
		Inner Diam./Diam. int. [mm]	145
		Fitted Diam./Diam. montaggio [mm]	279
		Centering Diam./Diam. centraggio [mm]	29
		Number of Teeth/N° denti	21
KF-231			CF-900 \ SF-205 \ DF-203
		Diam./Diam. [mm]	180
		Inner Diam./Diam. int. [mm]	118
		Fitted Diam./Diam. montaggio [mm]	230
		Centering Diam./Diam. centraggio [mm]	21,5
		Number of Teeth/N° denti	19
KF-233		TOYOTA	CF-204 \ SF-226 \ DF-201
		Diam./Diam. [mm]	225
		Inner Diam./Diam. int. [mm]	140
		Fitted Diam./Diam. montaggio [mm]	284
		Centering Diam./Diam. centraggio [mm]	28,7
		Number of Teeth/N° denti	21

KF-234		TOYOTA	CF-204 \ SF-230 \ DF-231
		Diam./Diam. [mm]	200
		Inner Diam./Diam. int. [mm]	137
		Fitted Diam./Diam. montaggio [mm]	255
		Centering Diam./Diam. centraggio [mm]	29,5
		Number of Teeth/N° denti	21
KF-235			CF-211 \ SF-201 \ DF-200
		Diam./Diam. [mm]	190
		Inner Diam./Diam. int. [mm]	137
		Fitted Diam./Diam. montaggio [mm]	254
		Centering Diam./Diam. centraggio [mm]	24
		Number of Teeth/N° denti	21
KF-236			CF-211 \ SF-240 \ DF-200
		Diam./Diam. [mm]	190
		Inner Diam./Diam. int. [mm]	126
		Fitted Diam./Diam. montaggio [mm]	246
		Centering Diam./Diam. centraggio [mm]	24
		Number of Teeth/N° denti	21
KF-237			CF-211 \ SF-251 \ DF-200
		Diam./Diam. [mm]	190
		Inner Diam./Diam. int. [mm]	126
		Fitted Diam./Diam. montaggio [mm]	255
		Centering Diam./Diam. centraggio [mm]	24
		Number of Teeth/N° denti	21
KF-238		TOYOTA	CF-211 \ SF-280 \ DF-216
		Diam./Diam. [mm]	200
		Inner Diam./Diam. int. [mm]	126
		Fitted Diam./Diam. montaggio [mm]	254
		Centering Diam./Diam. centraggio [mm]	24
		Number of Teeth/N° denti	21

KF-239		TOYOTA	CF-204 \ SF-201 \ DF-216
		Diam./Diam. [mm]	200
		Inner Diam./Diam. int. [mm]	137
		Fitted Diam./Diam. montaggio [mm]	254
		Centering Diam./Diam. centraggio [mm]	24
		Number of Teeth/N° denti	21
KF-240		TOYOTA	CF-204 \ SF-201 \ DF-231
		Diam./Diam. [mm]	200
		Inner Diam./Diam. int. [mm]	137
		Fitted Diam./Diam. montaggio [mm]	255
		Centering Diam./Diam. centraggio [mm]	29,5
		Number of Teeth/N° denti	21
KF-241		TOYOTA	CF-204 \ SF-226 \ DF-201
		Diam./Diam. [mm]	225
		Inner Diam./Diam. int. [mm]	140
		Fitted Diam./Diam. montaggio [mm]	283
		Centering Diam./Diam. centraggio [mm]	29
		Number of Teeth/N° denti	21
KF-242		TOYOTA	CF-204 \ SF-296 \ DF-218
		Diam./Diam. [mm]	225
		Inner Diam./Diam. int. [mm]	140
		Fitted Diam./Diam. montaggio [mm]	281
		Centering Diam./Diam. centraggio [mm]	28,6
		Number of Teeth/N° denti	21
KF-243			CF-201 \ SF-226 \ DF-211
		Diam./Diam. [mm]	210
		Inner Diam./Diam. int. [mm]	140
		Fitted Diam./Diam. montaggio [mm]	283
		Centering Diam./Diam. centraggio [mm]	29
		Number of Teeth/N° denti	21



KF-244		CF-204 \ SF-226 \ DF-211	
		Diam./Diam. [mm]	210
		Inner Diam./Diam. int. [mm]	139,5
		Fitted Diam./Diam. montaggio [mm]	283
		Centering Diam./Diam. centraggio [mm]	29
		Number of Teeth/N° denti	21
KF-246		TOYOTA	CF-900 \ SF-200 \ DF-200
		Diam./Diam. [mm]	190
		Inner Diam./Diam. int. [mm]	130
		Fitted Diam./Diam. montaggio [mm]	255
		Centering Diam./Diam. centraggio [mm]	24
		Number of Teeth/N° denti	21
KF-247		TOYOTA	CF-204 \ SF-280 \ DF-216
		Diam./Diam. [mm]	200
		Inner Diam./Diam. int. [mm]	127
		Fitted Diam./Diam. montaggio [mm]	254
		Centering Diam./Diam. centraggio [mm]	24
		Number of Teeth/N° denti	21
KF-248		TOYOTA	CF-217 \ SF-255 \ DF-219
		Diam./Diam. [mm]	210
		Inner Diam./Diam. int. [mm]	138
		Fitted Diam./Diam. montaggio [mm]	267
		Centering Diam./Diam. centraggio [mm]	24
		Number of Teeth/N° denti	21
KF-249		TOYOTA	CF-204 \ SF-296 \ DF-227
		Diam./Diam. [mm]	225
		Inner Diam./Diam. int. [mm]	140
		Fitted Diam./Diam. montaggio [mm]	281
		Centering Diam./Diam. centraggio [mm]	29,5
		Number of Teeth/N° denti	21

KF-250		TOYOTA	CF-201 \ SF-201 \ DF-231
		Diam./Diam. [mm]	200
		Inner Diam./Diam. int. [mm]	137
		Fitted Diam./Diam. montaggio [mm]	255
		Centering Diam./Diam. centraggio [mm]	29,5
		Number of Teeth/N° denti	21
KF-251		TOYOTA	CF-206 \ SF-217 \ DF-212
		Diam./Diam. [mm]	275
		Inner Diam./Diam. int. [mm]	168
		Fitted Diam./Diam. montaggio [mm]	328
		Centering Diam./Diam. centraggio [mm]	28
		Number of Teeth/N° denti	10
KF-252		TOYOTA	CF-204 \ SF-296 \ DF-227
		Diam./Diam. [mm]	225
		Inner Diam./Diam. int. [mm]	140
		Fitted Diam./Diam. montaggio [mm]	280
		Centering Diam./Diam. centraggio [mm]	29
		Number of Teeth/N° denti	21
KF-253		TOYOTA	CF-299 \ SF-296 \ DF-227
		Diam./Diam. [mm]	225
		Inner Diam./Diam. int. [mm]	140
		Fitted Diam./Diam. montaggio [mm]	281
		Centering Diam./Diam. centraggio [mm]	28,8
		Number of Teeth/N° denti	21
KF-254		TOYOTA	CF-302 \ SF-228 \ DF-229
		Diam./Diam. [mm]	260
		Inner Diam./Diam. int. [mm]	167
		Fitted Diam./Diam. montaggio [mm]	319
		Centering Diam./Diam. centraggio [mm]	29
		Number of Teeth/N° denti	21



KF-255		TOYOTA	CF-204 \ SF-224 \ DF-295
		Diam./Diam. [mm]	235
		Inner Diam./Diam. int. [mm]	142
		Fitted Diam./Diam. montaggio [mm]	292
		Centering Diam./Diam. centraggio [mm]	29
		Number of Teeth/N° denti	21
KF-256		TOYOTA	CF-220 \ SF-259 \ DF-257
		Diam./Diam. [mm]	225
		Inner Diam./Diam. int. [mm]	149
		Fitted Diam./Diam. montaggio [mm]	280
		Centering Diam./Diam. centraggio [mm]	28,5
		Number of Teeth/N° denti	21
KF-258		TOYOTA	CF-214 \ SF-262 \ DF-295
		Diam./Diam. [mm]	235
		Inner Diam./Diam. int. [mm]	148
		Fitted Diam./Diam. montaggio [mm]	286
		Centering Diam./Diam. centraggio [mm]	29
		Number of Teeth/N° denti	21
KF-259			CF-201 \ SF-201 \ DF-216
		Diam./Diam. [mm]	200
		Inner Diam./Diam. int. [mm]	137
		Fitted Diam./Diam. montaggio [mm]	255
		Centering Diam./Diam. centraggio [mm]	24
		Number of Teeth/N° denti	21
KF-261		TOYOTA	CF-201 \ SF-226 \ DF-201
		Diam./Diam. [mm]	225
		Inner Diam./Diam. int. [mm]	140
		Fitted Diam./Diam. montaggio [mm]	284
		Centering Diam./Diam. centraggio [mm]	28,7
		Number of Teeth/N° denti	21



KF-262		TOYOTA	CF-204 \ SF-224 \ DF-246
		Diam./Diam. [mm]	235
		Inner Diam./Diam. int. [mm]	142
		Fitted Diam./Diam. montaggio [mm]	292
		Centering Diam./Diam. centraggio [mm]	29
		Number of Teeth/N° denti	21
KF-263		TOYOTA	CF-214 \ SF-286 \ DF-249
		Diam./Diam. [mm]	235
		Inner Diam./Diam. int. [mm]	143
		Fitted Diam./Diam. montaggio [mm]	288
		Centering Diam./Diam. centraggio [mm]	28,6
		Number of Teeth/N° denti	21
KF-264		TOYOTA	CF-214 \ SF-249 \ DF-248
		Diam./Diam. [mm]	225
		Inner Diam./Diam. int. [mm]	138
		Fitted Diam./Diam. montaggio [mm]	266
		Centering Diam./Diam. centraggio [mm]	29
		Number of Teeth/N° denti	21
KF-265		TOYOTA	CF-204 \ SF-277 \ DF-282
		Diam./Diam. [mm]	235
		Inner Diam./Diam. int. [mm]	149
		Fitted Diam./Diam. montaggio [mm]	292
		Centering Diam./Diam. centraggio [mm]	28,5
		Number of Teeth/N° denti	21
KF-266		TOYOTA	CF-220 \ SF-277 \ DF-282
		Diam./Diam. [mm]	235
		Inner Diam./Diam. int. [mm]	149
		Fitted Diam./Diam. montaggio [mm]	292
		Centering Diam./Diam. centraggio [mm]	28,5
		Number of Teeth/N° denti	21

KF-267		TOYOTA	CF-216 \ SF-231 \ DF-237
		Diam./Diam. [mm]	210
		Inner Diam./Diam. int. [mm]	138
		Fitted Diam./Diam. montaggio [mm]	280
		Centering Diam./Diam. centraggio [mm]	26,6
		Number of Teeth/N° denti	20
KF-268			CF-216 \ SF-254 \ DF-253
		Diam./Diam. [mm]	225
		Inner Diam./Diam. int. [mm]	138
		Fitted Diam./Diam. montaggio [mm]	284
		Centering Diam./Diam. centraggio [mm]	26,7
		Number of Teeth/N° denti	20
KF-269			CF-220 \ SF-296 \ DF-222
		Diam./Diam. [mm]	225
		Inner Diam./Diam. int. [mm]	140
		Fitted Diam./Diam. montaggio [mm]	281
		Centering Diam./Diam. centraggio [mm]	29,5
		Number of Teeth/N° denti	21
KF-270			CF-220 \ SF-230 \ DF-231
		Diam./Diam. [mm]	200
		Inner Diam./Diam. int. [mm]	137
		Fitted Diam./Diam. montaggio [mm]	255
		Centering Diam./Diam. centraggio [mm]	29,5
		Number of Teeth/N° denti	21
KF-271		TOYOTA	CF-204 \ SF-247 \ DF-699
		Diam./Diam. [mm]	235
		Inner Diam./Diam. int. [mm]	140
		Fitted Diam./Diam. montaggio [mm]	292
		Centering Diam./Diam. centraggio [mm]	29
		Number of Teeth/N° denti	21



**KF-272 TOYOTA CF-220 \ SF-296 \ DF-227**

		Diam./Diam. [mm]	225
		Inner Diam./Diam. int. [mm]	140
		Fitted Diam./Diam. montaggio [mm]	281
		Centering Diam./Diam. centraggio [mm]	28,8
		Number of Teeth/N° denti	21

**KF-274 TOYOTA CF-217 \ SF-255 \ DF-240**

		Diam./Diam. [mm]	210
		Inner Diam./Diam. int. [mm]	138
		Fitted Diam./Diam. montaggio [mm]	267
		Centering Diam./Diam. centraggio [mm]	24
		Number of Teeth/N° denti	21

**KF-275 TOYOTA CF-299 \ SF-299 \ DF-246**

		Diam./Diam. [mm]	235
		Inner Diam./Diam. int. [mm]	148
		Fitted Diam./Diam. montaggio [mm]	289
		Centering Diam./Diam. centraggio [mm]	29
		Number of Teeth/N° denti	21

**KF-277 TOYOTA CF-216 \ SF-254 \ DF-253**

		Diam./Diam. [mm]	225
		Inner Diam./Diam. int. [mm]	138
		Fitted Diam./Diam. montaggio [mm]	284
		Centering Diam./Diam. centraggio [mm]	26,7
		Number of Teeth/N° denti	20

**KF-278 TOYOTA CF-900 \ SF-204 \ DF-203**

		Diam./Diam. [mm]	180
		Inner Diam./Diam. int. [mm]	120
		Fitted Diam./Diam. montaggio [mm]	229
		Centering Diam./Diam. centraggio [mm]	21,5
		Number of Teeth/N° denti	19



KF-279		TOYOTA	CF-204 \ SF-296 \ DF-223
		Diam./Diam. [mm]	225
		Inner Diam./Diam. int. [mm]	140
		Fitted Diam./Diam. montaggio [mm]	281
		Centering Diam./Diam. centraggio [mm]	29
		Number of Teeth/N° denti	21
KF-281		TOYOTA	CF-292 \ SF-217 \ DF-292
		Diam./Diam. [mm]	275
		Inner Diam./Diam. int. [mm]	168
		Fitted Diam./Diam. montaggio [mm]	328
		Centering Diam./Diam. centraggio [mm]	29
		Number of Teeth/N° denti	21
KF-282		TOYOTA	CF-224 \ SF-292 \ DF-292
		Diam./Diam. [mm]	275
		Inner Diam./Diam. int. [mm]	168
		Fitted Diam./Diam. montaggio [mm]	328
		Centering Diam./Diam. centraggio [mm]	29,5
		Number of Teeth/N° denti	21
KF-283		TOYOTA	CF-224 \ SF-217 \ DF-288
		Diam./Diam. [mm]	275
		Inner Diam./Diam. int. [mm]	168
		Fitted Diam./Diam. montaggio [mm]	328
		Centering Diam./Diam. centraggio [mm]	32
		Number of Teeth/N° denti	14
KF-284			CF-224 \ SF-233 \ DF-293
		Diam./Diam. [mm]	300
		Inner Diam./Diam. int. [mm]	189
		Fitted Diam./Diam. montaggio [mm]	364
		Centering Diam./Diam. centraggio [mm]	32
		Number of Teeth/N° denti	14

KF-285		TOYOTA	CF-220 \ SF-201 \ DF-231
		Diam./Diam. [mm]	200
		Inner Diam./Diam. int. [mm]	137
		Fitted Diam./Diam. montaggio [mm]	255
		Centering Diam./Diam. centraggio [mm]	29,5
		Number of Teeth/N° denti	21
KF-286		TOYOTA	CF-220 \ SF-256 \ DF-246
		Diam./Diam. [mm]	235
		Inner Diam./Diam. int. [mm]	150
		Fitted Diam./Diam. montaggio [mm]	290
		Centering Diam./Diam. centraggio [mm]	29
		Number of Teeth/N° denti	21
KF-287		TOYOTA	CF-295 \ SF-285 \ DF-289
		Diam./Diam. [mm]	235
		Inner Diam./Diam. int. [mm]	148
		Fitted Diam./Diam. montaggio [mm]	286
		Centering Diam./Diam. centraggio [mm]	28,5
		Number of Teeth/N° denti	21
KF-288		TOYOTA	
		Diam./Diam. [mm]	240
		Inner Diam./Diam. int. [mm]	158
		Fitted Diam./Diam. montaggio [mm]	293
		Centering Diam./Diam. centraggio [mm]	29
		Number of Teeth/N° denti	21
KF-289		TOYOTA	CF-299 \ SF-296 \ DF-257
		Diam./Diam. [mm]	225
		Inner Diam./Diam. int. [mm]	140
		Fitted Diam./Diam. montaggio [mm]	281
		Centering Diam./Diam. centraggio [mm]	28,5
		Number of Teeth/N° denti	21

KF-290		TOYOTA	CF-217 \ SF-242 \ DF-240
		Diam./Diam. [mm]	210
		Inner Diam./Diam. int. [mm]	138
		Fitted Diam./Diam. montaggio [mm]	265
		Centering Diam./Diam. centraggio [mm]	24
		Number of Teeth/N° denti	21
KF-292		TOYOTA	CF-220 \ SF-283 \ DF-246
		Diam./Diam. [mm]	235
		Inner Diam./Diam. int. [mm]	143
		Fitted Diam./Diam. montaggio [mm]	293
		Centering Diam./Diam. centraggio [mm]	29
		Number of Teeth/N° denti	21
KF-293			CF-204 \ SF-205 \ DF-203
		Diam./Diam. [mm]	180
		Inner Diam./Diam. int. [mm]	118
		Fitted Diam./Diam. montaggio [mm]	230
		Centering Diam./Diam. centraggio [mm]	21,5
		Number of Teeth/N° denti	19
KF-295		TOYOTA	CF-204 \ SF-224 \ DF-699
		Diam./Diam. [mm]	235
		Inner Diam./Diam. int. [mm]	142
		Fitted Diam./Diam. montaggio [mm]	292
		Centering Diam./Diam. centraggio [mm]	29
		Number of Teeth/N° denti	21
KF-296		TOYOTA	CF-299 \ SF-296 \ DF-227
		Diam./Diam. [mm]	225
		Inner Diam./Diam. int. [mm]	140
		Fitted Diam./Diam. montaggio [mm]	280
		Centering Diam./Diam. centraggio [mm]	29
		Number of Teeth/N° denti	21



**KF-300 MAZDA CF-201 \ SF-300 \ DF-300**

		Diam./Diam. [mm]	185
		Inner Diam./Diam. int. [mm]	115
		Fitted Diam./Diam. montaggio [mm]	239
		Centering Diam./Diam. centraggio [mm]	22
		Number of Teeth/N° denti	20

**KF-301 MAZDA CF-300 \ SF-300 \ DF-300**

		Diam./Diam. [mm]	185
		Inner Diam./Diam. int. [mm]	115
		Fitted Diam./Diam. montaggio [mm]	239
		Centering Diam./Diam. centraggio [mm]	22
		Number of Teeth/N° denti	20

**KF-302 MAZDA CF-300 \ SF-302 \ DF-300**

		Diam./Diam. [mm]	185
		Inner Diam./Diam. int. [mm]	122
		Fitted Diam./Diam. montaggio [mm]	243
		Centering Diam./Diam. centraggio [mm]	22
		Number of Teeth/N° denti	20

**KF-304 MAZDA CF-302 \ SF-305 \ DF-303**

		Diam./Diam. [mm]	200
		Inner Diam./Diam. int. [mm]	128
		Fitted Diam./Diam. montaggio [mm]	259
		Centering Diam./Diam. centraggio [mm]	24
		Number of Teeth/N° denti	22

**KF-305 MAZDA CF-304 \ SF-305 \ DF-303**

		Diam./Diam. [mm]	200
		Inner Diam./Diam. int. [mm]	128
		Fitted Diam./Diam. montaggio [mm]	259
		Centering Diam./Diam. centraggio [mm]	24
		Number of Teeth/N° denti	22

KF-306		MAZDA	CF-305 \ SF-312 \ DF-309
		Diam./Diam. [mm]	200
		Inner Diam./Diam. int. [mm]	128
		Fitted Diam./Diam. montaggio [mm]	260
		Centering Diam./Diam. centraggio [mm]	24,5
		Number of Teeth/N° denti	22
KF-307		MAZDA	CF-305 \ SF-306 \ DF-304
		Diam./Diam. [mm]	215
		Inner Diam./Diam. int. [mm]	138
		Fitted Diam./Diam. montaggio [mm]	270
		Centering Diam./Diam. centraggio [mm]	24
		Number of Teeth/N° denti	22
KF-308		MAZDA	CF-305 \ SF-307 \ DF-304
		Diam./Diam. [mm]	215
		Inner Diam./Diam. int. [mm]	138
		Fitted Diam./Diam. montaggio [mm]	270
		Centering Diam./Diam. centraggio [mm]	24
		Number of Teeth/N° denti	22
KF-309		MAZDA	CF-302 \ SF-307 \ DF-304
		Diam./Diam. [mm]	215
		Inner Diam./Diam. int. [mm]	138
		Fitted Diam./Diam. montaggio [mm]	270
		Centering Diam./Diam. centraggio [mm]	24
		Number of Teeth/N° denti	22
KF-310		MAZDA	CF-305 \ SF-308 \ DF-304
		Diam./Diam. [mm]	215
		Inner Diam./Diam. int. [mm]	138
		Fitted Diam./Diam. montaggio [mm]	270
		Centering Diam./Diam. centraggio [mm]	24
		Number of Teeth/N° denti	22

KF-311		MAZDA	CF-302 \ SF-308 \ DF-304
		Diam./Diam. [mm]	215
		Inner Diam./Diam. int. [mm]	138
		Fitted Diam./Diam. montaggio [mm]	270
		Centering Diam./Diam. centraggio [mm]	24
		Number of Teeth/N° denti	22
KF-312		MAZDA	CF-305 \ SF-311 \ DF-306
		Diam./Diam. [mm]	215
		Inner Diam./Diam. int. [mm]	138
		Fitted Diam./Diam. montaggio [mm]	270
		Centering Diam./Diam. centraggio [mm]	24
		Number of Teeth/N° denti	22
KF-313		MAZDA	CF-305 \ SF-305 \ DF-303
		Diam./Diam. [mm]	200
		Inner Diam./Diam. int. [mm]	128
		Fitted Diam./Diam. montaggio [mm]	259
		Centering Diam./Diam. centraggio [mm]	24
		Number of Teeth/N° denti	22
KF-314		MAZDA	CF-310 \ SF-313 \ DF-311
		Diam./Diam. [mm]	225
		Inner Diam./Diam. int. [mm]	148
		Fitted Diam./Diam. montaggio [mm]	263
		Centering Diam./Diam. centraggio [mm]	24
		Number of Teeth/N° denti	22
KF-315		MAZDA	CF-301 \ SF-303 \ DF-302
		Diam./Diam. [mm]	190
		Inner Diam./Diam. int. [mm]	126
		Fitted Diam./Diam. montaggio [mm]	243
		Centering Diam./Diam. centraggio [mm]	22
		Number of Teeth/N° denti	20



KF-316		CF-304 \ SF-307 \ DF-304	
		Diam./Diam. [mm]	215
		Inner Diam./Diam. int. [mm]	138
		Fitted Diam./Diam. montaggio [mm]	270
		Centering Diam./Diam. centraggio [mm]	24
		Number of Teeth/N° denti	22
KF-317		CF-394 \ SF-300 \ DF-300	
		Diam./Diam. [mm]	185
		Inner Diam./Diam. int. [mm]	115
		Fitted Diam./Diam. montaggio [mm]	239
		Centering Diam./Diam. centraggio [mm]	22
		Number of Teeth/N° denti	20
KF-320	MAZDA	CF-305 \ SF-313 \ DF-304	
		Diam./Diam. [mm]	215
		Inner Diam./Diam. int. [mm]	148
		Fitted Diam./Diam. montaggio [mm]	262
		Centering Diam./Diam. centraggio [mm]	24
		Number of Teeth/N° denti	22
KF-321	MAZDA	CF-397 \ SF-302 \ DF-300	
		Diam./Diam. [mm]	185
		Inner Diam./Diam. int. [mm]	122
		Fitted Diam./Diam. montaggio [mm]	243
		Centering Diam./Diam. centraggio [mm]	22
		Number of Teeth/N° denti	20
KF-323	MAZDA	CF-301 \ SF-314 \ DF-302	
		Diam./Diam. [mm]	190
		Inner Diam./Diam. int. [mm]	126
		Fitted Diam./Diam. montaggio [mm]	242
		Centering Diam./Diam. centraggio [mm]	22
		Number of Teeth/N° denti	20

KF-325		MAZDA	CF-397 \ SF-303 \ DF-302
		Diam./Diam. [mm]	190
		Inner Diam./Diam. int. [mm]	126
		Fitted Diam./Diam. montaggio [mm]	243
		Centering Diam./Diam. centraggio [mm]	22
		Number of Teeth/N° denti	20
KF-327			CF-305 \ SF-303 \ DF-302
		Diam./Diam. [mm]	190
		Inner Diam./Diam. int. [mm]	126
		Fitted Diam./Diam. montaggio [mm]	243
		Centering Diam./Diam. centraggio [mm]	22
		Number of Teeth/N° denti	20
KF-329		MAZDA	CF-397 \ SF-314 \ DF-302
		Diam./Diam. [mm]	190
		Inner Diam./Diam. int. [mm]	126
		Fitted Diam./Diam. montaggio [mm]	242
		Centering Diam./Diam. centraggio [mm]	22
		Number of Teeth/N° denti	20
KF-330		KIA - MAZDA	CF-396 \ SF-319 \ DF-314
		Diam./Diam. [mm]	180
		Inner Diam./Diam. int. [mm]	122
		Fitted Diam./Diam. montaggio [mm]	230
		Centering Diam./Diam. centraggio [mm]	19
		Number of Teeth/N° denti	18
KF-331		KIA	CF-300 \ SF-303 \ DF-302
		Diam./Diam. [mm]	190
		Inner Diam./Diam. int. [mm]	126
		Fitted Diam./Diam. montaggio [mm]	243
		Centering Diam./Diam. centraggio [mm]	22
		Number of Teeth/N° denti	20




KF-332		MAZDA	
		Diam./Diam. [mm]	215
		Inner Diam./Diam. int. [mm]	138
		Fitted Diam./Diam. montaggio [mm]	277
		Centering Diam./Diam. centraggio [mm]	24
		Number of Teeth/N° denti	22

KF-333		MAZDA	
		Diam./Diam. [mm]	240
		Inner Diam./Diam. int. [mm]	151
		Fitted Diam./Diam. montaggio [mm]	280
		Centering Diam./Diam. centraggio [mm]	26
		Number of Teeth/N° denti	23

KF-334		CF-300 \ SF-313 \ DF-311	
		Diam./Diam. [mm]	225
		Inner Diam./Diam. int. [mm]	148
		Fitted Diam./Diam. montaggio [mm]	262
		Centering Diam./Diam. centraggio [mm]	24
		Number of Teeth/N° denti	22

KF-335		MAZDA		CF-394 \ SF-303 \ DF-302	
		Diam./Diam. [mm]	190		
		Inner Diam./Diam. int. [mm]	126		
		Fitted Diam./Diam. montaggio [mm]	243		
		Centering Diam./Diam. centraggio [mm]	22		
		Number of Teeth/N° denti	20		

KF-336		MAZDA		CF-304 \ SF-308 \ DF-304	
		Diam./Diam. [mm]	215		
		Inner Diam./Diam. int. [mm]	138		
		Fitted Diam./Diam. montaggio [mm]	270		
		Centering Diam./Diam. centraggio [mm]	24		
		Number of Teeth/N° denti	22		

KF-337		MAZDA	CF-310 \ SF-396 \ DF-395
		Diam./Diam. [mm]	225
		Inner Diam./Diam. int. [mm]	144
		Fitted Diam./Diam. montaggio [mm]	262
		Centering Diam./Diam. centraggio [mm]	24
		Number of Teeth/N° denti	22
KF-338		MAZDA	CF-310 \ SF-395 \ DF-395
		Diam./Diam. [mm]	225
		Inner Diam./Diam. int. [mm]	150
		Fitted Diam./Diam. montaggio [mm]	262
		Centering Diam./Diam. centraggio [mm]	24
		Number of Teeth/N° denti	22
KF-339		MAZDA	CF-300 \ SF-313 \ DF-304
		Diam./Diam. [mm]	215
		Inner Diam./Diam. int. [mm]	148
		Fitted Diam./Diam. montaggio [mm]	262
		Centering Diam./Diam. centraggio [mm]	24
		Number of Teeth/N° denti	22
KF-340		MAZDA	CF-305 \ SF-321 \ DF-320
		Diam./Diam. [mm]	225
		Inner Diam./Diam. int. [mm]	138
		Fitted Diam./Diam. montaggio [mm]	270
		Centering Diam./Diam. centraggio [mm]	24
		Number of Teeth/N° denti	22
KF-341		MAZDA	CF-305 \ SF-323 \ DF-325
		Diam./Diam. [mm]	230
		Inner Diam./Diam. int. [mm]	126
		Fitted Diam./Diam. montaggio [mm]	258
		Centering Diam./Diam. centraggio [mm]	26
		Number of Teeth/N° denti	23

KF-342	MAZDA	CF-305 \ SF-323 \ DF-317										
		<table border="1"> <tr><td>Diam./Diam. [mm]</td><td>240</td></tr> <tr><td>Inner Diam./Diam. int. [mm]</td><td>150</td></tr> <tr><td>Fitted Diam./Diam. montaggio [mm]</td><td>294</td></tr> <tr><td>Centering Diam./Diam. centraggio [mm]</td><td>26</td></tr> <tr><td>Number of Teeth/N° denti</td><td>23</td></tr> </table>	Diam./Diam. [mm]	240	Inner Diam./Diam. int. [mm]	150	Fitted Diam./Diam. montaggio [mm]	294	Centering Diam./Diam. centraggio [mm]	26	Number of Teeth/N° denti	23
Diam./Diam. [mm]	240											
Inner Diam./Diam. int. [mm]	150											
Fitted Diam./Diam. montaggio [mm]	294											
Centering Diam./Diam. centraggio [mm]	26											
Number of Teeth/N° denti	23											
KF-343	MAZDA	CF-309 \ SF-329 \ DF-326										
		<table border="1"> <tr><td>Diam./Diam. [mm]</td><td>230</td></tr> <tr><td>Inner Diam./Diam. int. [mm]</td><td>137</td></tr> <tr><td>Fitted Diam./Diam. montaggio [mm]</td><td>296</td></tr> <tr><td>Centering Diam./Diam. centraggio [mm]</td><td>26</td></tr> <tr><td>Number of Teeth/N° denti</td><td>23</td></tr> </table>	Diam./Diam. [mm]	230	Inner Diam./Diam. int. [mm]	137	Fitted Diam./Diam. montaggio [mm]	296	Centering Diam./Diam. centraggio [mm]	26	Number of Teeth/N° denti	23
Diam./Diam. [mm]	230											
Inner Diam./Diam. int. [mm]	137											
Fitted Diam./Diam. montaggio [mm]	296											
Centering Diam./Diam. centraggio [mm]	26											
Number of Teeth/N° denti	23											
KF-344	MAZDA	CF-308 \ SF-318 \ DF-305										
		<table border="1"> <tr><td>Diam./Diam. [mm]</td><td>250</td></tr> <tr><td>Inner Diam./Diam. int. [mm]</td><td>160</td></tr> <tr><td>Fitted Diam./Diam. montaggio [mm]</td><td>302</td></tr> <tr><td>Centering Diam./Diam. centraggio [mm]</td><td>26</td></tr> <tr><td>Number of Teeth/N° denti</td><td>23</td></tr> </table>	Diam./Diam. [mm]	250	Inner Diam./Diam. int. [mm]	160	Fitted Diam./Diam. montaggio [mm]	302	Centering Diam./Diam. centraggio [mm]	26	Number of Teeth/N° denti	23
Diam./Diam. [mm]	250											
Inner Diam./Diam. int. [mm]	160											
Fitted Diam./Diam. montaggio [mm]	302											
Centering Diam./Diam. centraggio [mm]	26											
Number of Teeth/N° denti	23											
KF-345	MAZDA	CF-310 \ SF-324 \ DF-324										
		<table border="1"> <tr><td>Diam./Diam. [mm]</td><td>225</td></tr> <tr><td>Inner Diam./Diam. int. [mm]</td><td>151</td></tr> <tr><td>Fitted Diam./Diam. montaggio [mm]</td><td>277</td></tr> <tr><td>Centering Diam./Diam. centraggio [mm]</td><td>24,5</td></tr> <tr><td>Number of Teeth/N° denti</td><td>22</td></tr> </table>	Diam./Diam. [mm]	225	Inner Diam./Diam. int. [mm]	151	Fitted Diam./Diam. montaggio [mm]	277	Centering Diam./Diam. centraggio [mm]	24,5	Number of Teeth/N° denti	22
Diam./Diam. [mm]	225											
Inner Diam./Diam. int. [mm]	151											
Fitted Diam./Diam. montaggio [mm]	277											
Centering Diam./Diam. centraggio [mm]	24,5											
Number of Teeth/N° denti	22											
KF-346	MAZDA	CF-310 \ SF-328 \ DF-329										
		<table border="1"> <tr><td>Diam./Diam. [mm]</td><td>230</td></tr> <tr><td>Inner Diam./Diam. int. [mm]</td><td>144</td></tr> <tr><td>Fitted Diam./Diam. montaggio [mm]</td><td>271</td></tr> <tr><td>Centering Diam./Diam. centraggio [mm]</td><td>24</td></tr> <tr><td>Number of Teeth/N° denti</td><td>22</td></tr> </table>	Diam./Diam. [mm]	230	Inner Diam./Diam. int. [mm]	144	Fitted Diam./Diam. montaggio [mm]	271	Centering Diam./Diam. centraggio [mm]	24	Number of Teeth/N° denti	22
Diam./Diam. [mm]	230											
Inner Diam./Diam. int. [mm]	144											
Fitted Diam./Diam. montaggio [mm]	271											
Centering Diam./Diam. centraggio [mm]	24											
Number of Teeth/N° denti	22											





KF-347		MAZDA	CF-312 \ SF-336 \ DF-308										
		<table border="1"> <tr> <td>Diam./Diam. [mm]</td> <td>250</td> </tr> <tr> <td>Inner Diam./Diam. int. [mm]</td> <td>154</td> </tr> <tr> <td>Fitted Diam./Diam. montaggio [mm]</td> <td>281</td> </tr> <tr> <td>Centering Diam./Diam. centraggio [mm]</td> <td>26</td> </tr> <tr> <td>Number of Teeth/N° denti</td> <td>23</td> </tr> </table>		Diam./Diam. [mm]	250	Inner Diam./Diam. int. [mm]	154	Fitted Diam./Diam. montaggio [mm]	281	Centering Diam./Diam. centraggio [mm]	26	Number of Teeth/N° denti	23
		Diam./Diam. [mm]	250										
Inner Diam./Diam. int. [mm]	154												
Fitted Diam./Diam. montaggio [mm]	281												
Centering Diam./Diam. centraggio [mm]	26												
Number of Teeth/N° denti	23												
<p><b>NEW</b></p>													
KF-348		MAZDA	CF-310 \ SF-394 \ DF-392										
		<table border="1"> <tr> <td>Diam./Diam. [mm]</td> <td>225</td> </tr> <tr> <td>Inner Diam./Diam. int. [mm]</td> <td>148</td> </tr> <tr> <td>Fitted Diam./Diam. montaggio [mm]</td> <td>262</td> </tr> <tr> <td>Centering Diam./Diam. centraggio [mm]</td> <td>24</td> </tr> <tr> <td>Number of Teeth/N° denti</td> <td>22</td> </tr> </table>		Diam./Diam. [mm]	225	Inner Diam./Diam. int. [mm]	148	Fitted Diam./Diam. montaggio [mm]	262	Centering Diam./Diam. centraggio [mm]	24	Number of Teeth/N° denti	22
		Diam./Diam. [mm]	225										
Inner Diam./Diam. int. [mm]	148												
Fitted Diam./Diam. montaggio [mm]	262												
Centering Diam./Diam. centraggio [mm]	24												
Number of Teeth/N° denti	22												
KF-349		MAZDA	CF-312 \ SF-330 \ DF-310										
		<table border="1"> <tr> <td>Diam./Diam. [mm]</td> <td>190</td> </tr> <tr> <td>Inner Diam./Diam. int. [mm]</td> <td>126</td> </tr> <tr> <td>Fitted Diam./Diam. montaggio [mm]</td> <td>254</td> </tr> <tr> <td>Centering Diam./Diam. centraggio [mm]</td> <td>22</td> </tr> <tr> <td>Number of Teeth/N° denti</td> <td>20</td> </tr> </table>		Diam./Diam. [mm]	190	Inner Diam./Diam. int. [mm]	126	Fitted Diam./Diam. montaggio [mm]	254	Centering Diam./Diam. centraggio [mm]	22	Number of Teeth/N° denti	20
		Diam./Diam. [mm]	190										
Inner Diam./Diam. int. [mm]	126												
Fitted Diam./Diam. montaggio [mm]	254												
Centering Diam./Diam. centraggio [mm]	22												
Number of Teeth/N° denti	20												
KF-350		MAZDA	CF-312 \ SF-336 \ DF-308										
		<table border="1"> <tr> <td>Diam./Diam. [mm]</td> <td>250</td> </tr> <tr> <td>Inner Diam./Diam. int. [mm]</td> <td>154</td> </tr> <tr> <td>Fitted Diam./Diam. montaggio [mm]</td> <td>281</td> </tr> <tr> <td>Centering Diam./Diam. centraggio [mm]</td> <td>25</td> </tr> <tr> <td>Number of Teeth/N° denti</td> <td>23</td> </tr> </table>		Diam./Diam. [mm]	250	Inner Diam./Diam. int. [mm]	154	Fitted Diam./Diam. montaggio [mm]	281	Centering Diam./Diam. centraggio [mm]	25	Number of Teeth/N° denti	23
		Diam./Diam. [mm]	250										
Inner Diam./Diam. int. [mm]	154												
Fitted Diam./Diam. montaggio [mm]	281												
Centering Diam./Diam. centraggio [mm]	25												
Number of Teeth/N° denti	23												
<p>350</p>		<p>350</p>											
<p><b>NEW</b></p>													
KF-351		MAZDA	CF-305 \ SF-385 \ DF-306										
		<table border="1"> <tr> <td>Diam./Diam. [mm]</td> <td>215</td> </tr> <tr> <td>Inner Diam./Diam. int. [mm]</td> <td>148</td> </tr> <tr> <td>Fitted Diam./Diam. montaggio [mm]</td> <td>262,5</td> </tr> <tr> <td>Centering Diam./Diam. centraggio [mm]</td> <td>24</td> </tr> <tr> <td>Number of Teeth/N° denti</td> <td>22</td> </tr> </table>		Diam./Diam. [mm]	215	Inner Diam./Diam. int. [mm]	148	Fitted Diam./Diam. montaggio [mm]	262,5	Centering Diam./Diam. centraggio [mm]	24	Number of Teeth/N° denti	22
		Diam./Diam. [mm]	215										
Inner Diam./Diam. int. [mm]	148												
Fitted Diam./Diam. montaggio [mm]	262,5												
Centering Diam./Diam. centraggio [mm]	24												
Number of Teeth/N° denti	22												

KF-352		MAZDA	CF-312 \ SF-332 \ DF-331										
		<table border="1"> <tr><td>Diam./Diam. [mm]</td><td>225</td></tr> <tr><td>Inner Diam./Diam. int. [mm]</td><td>138</td></tr> <tr><td>Fitted Diam./Diam. montaggio [mm]</td><td>277</td></tr> <tr><td>Centering Diam./Diam. centraggio [mm]</td><td>24</td></tr> <tr><td>Number of Teeth/N° denti</td><td>22</td></tr> </table>		Diam./Diam. [mm]	225	Inner Diam./Diam. int. [mm]	138	Fitted Diam./Diam. montaggio [mm]	277	Centering Diam./Diam. centraggio [mm]	24	Number of Teeth/N° denti	22
		Diam./Diam. [mm]	225										
Inner Diam./Diam. int. [mm]	138												
Fitted Diam./Diam. montaggio [mm]	277												
Centering Diam./Diam. centraggio [mm]	24												
Number of Teeth/N° denti	22												
													
KF-353		MAZDA	CF-312 \ SF-337 \ DF-331										
		<table border="1"> <tr><td>Diam./Diam. [mm]</td><td>225</td></tr> <tr><td>Inner Diam./Diam. int. [mm]</td><td>138</td></tr> <tr><td>Fitted Diam./Diam. montaggio [mm]</td><td>277</td></tr> <tr><td>Centering Diam./Diam. centraggio [mm]</td><td>24</td></tr> <tr><td>Number of Teeth/N° denti</td><td>22</td></tr> </table>		Diam./Diam. [mm]	225	Inner Diam./Diam. int. [mm]	138	Fitted Diam./Diam. montaggio [mm]	277	Centering Diam./Diam. centraggio [mm]	24	Number of Teeth/N° denti	22
		Diam./Diam. [mm]	225										
Inner Diam./Diam. int. [mm]	138												
Fitted Diam./Diam. montaggio [mm]	277												
Centering Diam./Diam. centraggio [mm]	24												
Number of Teeth/N° denti	22												
KF-354		MAZDA	CF-310 \ SF-301 \ DF-301										
		<table border="1"> <tr><td>Diam./Diam. [mm]</td><td>230</td></tr> <tr><td>Inner Diam./Diam. int. [mm]</td><td>144</td></tr> <tr><td>Fitted Diam./Diam. montaggio [mm]</td><td>272</td></tr> <tr><td>Centering Diam./Diam. centraggio [mm]</td><td>26</td></tr> <tr><td>Number of Teeth/N° denti</td><td>23</td></tr> </table>		Diam./Diam. [mm]	230	Inner Diam./Diam. int. [mm]	144	Fitted Diam./Diam. montaggio [mm]	272	Centering Diam./Diam. centraggio [mm]	26	Number of Teeth/N° denti	23
		Diam./Diam. [mm]	230										
Inner Diam./Diam. int. [mm]	144												
Fitted Diam./Diam. montaggio [mm]	272												
Centering Diam./Diam. centraggio [mm]	26												
Number of Teeth/N° denti	23												
KF-355		MAZDA	CF-310 \ SF-324 \ DF-392										
		<table border="1"> <tr><td>Diam./Diam. [mm]</td><td>225</td></tr> <tr><td>Inner Diam./Diam. int. [mm]</td><td>150</td></tr> <tr><td>Fitted Diam./Diam. montaggio [mm]</td><td>277</td></tr> <tr><td>Centering Diam./Diam. centraggio [mm]</td><td>24</td></tr> <tr><td>Number of Teeth/N° denti</td><td>22</td></tr> </table>		Diam./Diam. [mm]	225	Inner Diam./Diam. int. [mm]	150	Fitted Diam./Diam. montaggio [mm]	277	Centering Diam./Diam. centraggio [mm]	24	Number of Teeth/N° denti	22
		Diam./Diam. [mm]	225										
Inner Diam./Diam. int. [mm]	150												
Fitted Diam./Diam. montaggio [mm]	277												
Centering Diam./Diam. centraggio [mm]	24												
Number of Teeth/N° denti	22												
KF-356		MAZDA	CF-305 \ SF-318 \ DF-305										
		<table border="1"> <tr><td>Diam./Diam. [mm]</td><td>250</td></tr> <tr><td>Inner Diam./Diam. int. [mm]</td><td>150</td></tr> <tr><td>Fitted Diam./Diam. montaggio [mm]</td><td>303</td></tr> <tr><td>Centering Diam./Diam. centraggio [mm]</td><td>26</td></tr> <tr><td>Number of Teeth/N° denti</td><td>23</td></tr> </table>		Diam./Diam. [mm]	250	Inner Diam./Diam. int. [mm]	150	Fitted Diam./Diam. montaggio [mm]	303	Centering Diam./Diam. centraggio [mm]	26	Number of Teeth/N° denti	23
		Diam./Diam. [mm]	250										
Inner Diam./Diam. int. [mm]	150												
Fitted Diam./Diam. montaggio [mm]	303												
Centering Diam./Diam. centraggio [mm]	26												
Number of Teeth/N° denti	23												





KF-357		MAZDA	CF-399 \ SF-327 \ DF-304
		Diam./Diam. [mm]	215
		Inner Diam./Diam. int. [mm]	143
		Fitted Diam./Diam. montaggio [mm]	265
		Centering Diam./Diam. centraggio [mm]	24
		Number of Teeth/N° denti	22
KF-358		MAZDA	CF-399 \ SF-325 \ DF-309
		Diam./Diam. [mm]	200
		Inner Diam./Diam. int. [mm]	126
		Fitted Diam./Diam. montaggio [mm]	255
		Centering Diam./Diam. centraggio [mm]	24
		Number of Teeth/N° denti	22
KF-360		MAZDA	CF-397 \ SF-319 \ DF-328
		Diam./Diam. [mm]	180
		Inner Diam./Diam. int. [mm]	122
		Fitted Diam./Diam. montaggio [mm]	230
		Centering Diam./Diam. centraggio [mm]	19
		Number of Teeth/N° denti	18
KF-361		MAZDA	CF-303 \ SF-330 \ DF-390
		Diam./Diam. [mm]	200
		Inner Diam./Diam. int. [mm]	126
		Fitted Diam./Diam. montaggio [mm]	254
		Centering Diam./Diam. centraggio [mm]	22
		Number of Teeth/N° denti	20
KF-362		MAZDA	
		Diam./Diam. [mm]	200
		Inner Diam./Diam. int. [mm]	126
		Fitted Diam./Diam. montaggio [mm]	242
		Centering Diam./Diam. centraggio [mm]	22
		Number of Teeth/N° denti	20

KF-363		MAZDA	
		Diam./Diam. [mm]	210
		Inner Diam./Diam. int. [mm]	153
		Fitted Diam./Diam. montaggio [mm]	257
		Centering Diam./Diam. centraggio [mm]	19
		Number of Teeth/N° denti	17

KF-364		MAZDA		CF-305 \ SF-324 \ DF-311	
		Diam./Diam. [mm]	225		
		Inner Diam./Diam. int. [mm]	144		
		Fitted Diam./Diam. montaggio [mm]	277		
		Centering Diam./Diam. centraggio [mm]	24		
		Number of Teeth/N° denti	22		

KF-365		MAZDA	
		Diam./Diam. [mm]	210
		Inner Diam./Diam. int. [mm]	143
		Fitted Diam./Diam. montaggio [mm]	257
		Centering Diam./Diam. centraggio [mm]	20
		Number of Teeth/N° denti	17

KF-366		MAZDA	
		Diam./Diam. [mm]	190
		Inner Diam./Diam. int. [mm]	135
		Fitted Diam./Diam. montaggio [mm]	236
		Centering Diam./Diam. centraggio [mm]	19,5
		Number of Teeth/N° denti	17
<b>Kit without Bearing \ Kit senza Cuscinetto</b>			

KF-367		MAZDA	
		Diam./Diam. [mm]	225
		Inner Diam./Diam. int. [mm]	150
		Fitted Diam./Diam. montaggio [mm]	276
		Centering Diam./Diam. centraggio [mm]	24
		Number of Teeth/N° denti	22

**KF-368 MAZDA CF-312 \ SF-336 \ DF-316**

		Diam./Diam. [mm]	250
		Inner Diam./Diam. int. [mm]	155
		Fitted Diam./Diam. montaggio [mm]	281
		Centering Diam./Diam. centraggio [mm]	26
		Number of Teeth/N° denti	23

**KF-369 MAZDA**

		Diam./Diam. [mm]	225
		Inner Diam./Diam. int. [mm]	144
		Fitted Diam./Diam. montaggio [mm]	277
		Centering Diam./Diam. centraggio [mm]	24
		Number of Teeth/N° denti	22
Kit without Bearing \ Kit senza Cuscinetto			

**KF-370 MAZDA CF-314 \ SF-339 \ DF-332**

		Diam./Diam. [mm]	200
		Inner Diam./Diam. int. [mm]	141
		Fitted Diam./Diam. montaggio [mm]	253,5
		Centering Diam./Diam. centraggio [mm]	23
		Number of Teeth/N° denti	20

**KF-371 MAZDA**

		Diam./Diam. [mm]	225
		Inner Diam./Diam. int. [mm]	170
		Fitted Diam./Diam. montaggio [mm]	276
		Centering Diam./Diam. centraggio [mm]	25
		Number of Teeth/N° denti	22

**KF-372 MAZDA CF-313 \ SF-338 \ DF-323**

		Diam./Diam. [mm]	210
		Inner Diam./Diam. int. [mm]	153
		Fitted Diam./Diam. montaggio [mm]	257
		Centering Diam./Diam. centraggio [mm]	19
		Number of Teeth/N° denti	17
With Bearing Hydraulic \ Con Cuscinetto Idraulico			



KF-373	MAZDA	CF-315 \ SF-335												
		<table border="1"> <tr><td>Diam./Diam. [mm]</td><td>240</td></tr> <tr><td>Inner Diam./Diam. int. [mm]</td><td>154</td></tr> <tr><td>Fitted Diam./Diam. montaggio [mm]</td><td>276</td></tr> <tr><td>Centering Diam./Diam. centraggio [mm]</td><td>26</td></tr> <tr><td>Number of Teeth/N° denti</td><td>23</td></tr> <tr><td colspan="2" style="text-align: center;">With Bearing Hydraulic \ Con Cuscinetto Idraulico</td></tr> </table>	Diam./Diam. [mm]	240	Inner Diam./Diam. int. [mm]	154	Fitted Diam./Diam. montaggio [mm]	276	Centering Diam./Diam. centraggio [mm]	26	Number of Teeth/N° denti	23	With Bearing Hydraulic \ Con Cuscinetto Idraulico	
Diam./Diam. [mm]	240													
Inner Diam./Diam. int. [mm]	154													
Fitted Diam./Diam. montaggio [mm]	276													
Centering Diam./Diam. centraggio [mm]	26													
Number of Teeth/N° denti	23													
With Bearing Hydraulic \ Con Cuscinetto Idraulico														
KF-376	ASIA MOTORS	CF-393 \ SF-381 \ DF-372												
		<table border="1"> <tr><td>Diam./Diam. [mm]</td><td>260</td></tr> <tr><td>Inner Diam./Diam. int. [mm]</td><td>163</td></tr> <tr><td>Fitted Diam./Diam. montaggio [mm]</td><td>310</td></tr> <tr><td>Centering Diam./Diam. centraggio [mm]</td><td>29</td></tr> <tr><td>Number of Teeth/N° denti</td><td>10</td></tr> </table>	Diam./Diam. [mm]	260	Inner Diam./Diam. int. [mm]	163	Fitted Diam./Diam. montaggio [mm]	310	Centering Diam./Diam. centraggio [mm]	29	Number of Teeth/N° denti	10		
Diam./Diam. [mm]	260													
Inner Diam./Diam. int. [mm]	163													
Fitted Diam./Diam. montaggio [mm]	310													
Centering Diam./Diam. centraggio [mm]	29													
Number of Teeth/N° denti	10													
KF-377	MAZDA	CF-305 \ SF-341 \ DF-336												
		<table border="1"> <tr><td>Diam./Diam. [mm]</td><td>220</td></tr> <tr><td>Inner Diam./Diam. int. [mm]</td><td>152</td></tr> <tr><td>Fitted Diam./Diam. montaggio [mm]</td><td>277</td></tr> <tr><td>Centering Diam./Diam. centraggio [mm]</td><td>24</td></tr> <tr><td>Number of Teeth/N° denti</td><td>22</td></tr> </table>	Diam./Diam. [mm]	220	Inner Diam./Diam. int. [mm]	152	Fitted Diam./Diam. montaggio [mm]	277	Centering Diam./Diam. centraggio [mm]	24	Number of Teeth/N° denti	22		
Diam./Diam. [mm]	220													
Inner Diam./Diam. int. [mm]	152													
Fitted Diam./Diam. montaggio [mm]	277													
Centering Diam./Diam. centraggio [mm]	24													
Number of Teeth/N° denti	22													
KF-378	DAEWOO	CF-392 \ SF-378 \ DF-367												
		<table border="1"> <tr><td>Diam./Diam. [mm]</td><td>215</td></tr> <tr><td>Inner Diam./Diam. int. [mm]</td><td>144</td></tr> <tr><td>Fitted Diam./Diam. montaggio [mm]</td><td>268</td></tr> <tr><td>Centering Diam./Diam. centraggio [mm]</td><td>20</td></tr> <tr><td>Number of Teeth/N° denti</td><td>24</td></tr> </table>	Diam./Diam. [mm]	215	Inner Diam./Diam. int. [mm]	144	Fitted Diam./Diam. montaggio [mm]	268	Centering Diam./Diam. centraggio [mm]	20	Number of Teeth/N° denti	24		
Diam./Diam. [mm]	215													
Inner Diam./Diam. int. [mm]	144													
Fitted Diam./Diam. montaggio [mm]	268													
Centering Diam./Diam. centraggio [mm]	20													
Number of Teeth/N° denti	24													
KF-379	MAZDA													
		<table border="1"> <tr><td>Diam./Diam. [mm]</td><td>180</td></tr> <tr><td>Inner Diam./Diam. int. [mm]</td><td>132</td></tr> <tr><td>Fitted Diam./Diam. montaggio [mm]</td><td>240</td></tr> <tr><td>Centering Diam./Diam. centraggio [mm]</td><td>20</td></tr> <tr><td>Number of Teeth/N° denti</td><td>17</td></tr> </table>	Diam./Diam. [mm]	180	Inner Diam./Diam. int. [mm]	132	Fitted Diam./Diam. montaggio [mm]	240	Centering Diam./Diam. centraggio [mm]	20	Number of Teeth/N° denti	17		
Diam./Diam. [mm]	180													
Inner Diam./Diam. int. [mm]	132													
Fitted Diam./Diam. montaggio [mm]	240													
Centering Diam./Diam. centraggio [mm]	20													
Number of Teeth/N° denti	17													

KF-380		MAZDA			
				Diam./Diam. [mm]	215
				Inner Diam./Diam. int. [mm]	138
				Fitted Diam./Diam. montaggio [mm]	276
				Centering Diam./Diam. centraggio [mm]	24
				Number of Teeth/N° denti	22

KF-381		MAZDA			
				Diam./Diam. [mm]	210
				Inner Diam./Diam. int. [mm]	148
				Fitted Diam./Diam. montaggio [mm]	255
				Centering Diam./Diam. centraggio [mm]	20
				Number of Teeth/N° denti	17

KF-382		MAZDA			
				Diam./Diam. [mm]	225
				Inner Diam./Diam. int. [mm]	138
				Fitted Diam./Diam. montaggio [mm]	261
				Centering Diam./Diam. centraggio [mm]	24
				Number of Teeth/N° denti	22

KF-399		MAZDA		CF-399 \ SF-399 \ DF-399	
				Diam./Diam. [mm]	200
				Inner Diam./Diam. int. [mm]	126
				Fitted Diam./Diam. montaggio [mm]	258
				Centering Diam./Diam. centraggio [mm]	24
				Number of Teeth/N° denti	22

KF-400		HONDA		CF-497 \ SF-498 \ DF-498	
				Diam./Diam. [mm]	165
				Inner Diam./Diam. int. [mm]	107
				Fitted Diam./Diam. montaggio [mm]	195
				Centering Diam./Diam. centraggio [mm]	20
				Number of Teeth/N° denti	19



KF-401		CF-407 \ SF-407 \ DF-408	
		Diam./Diam. [mm]	190
		Inner Diam./Diam. int. [mm]	129
		Fitted Diam./Diam. montaggio [mm]	219
		Centering Diam./Diam. centraggio [mm]	20
		Number of Teeth/N° denti	19
KF-402		CF-497 \ SF-402 \ DF-408	
		Diam./Diam. [mm]	190
		Inner Diam./Diam. int. [mm]	129
		Fitted Diam./Diam. montaggio [mm]	219
		Centering Diam./Diam. centraggio [mm]	20
		Number of Teeth/N° denti	19
KF-403 TRIUMPH		CF-497 \ SF-407 \ DF-408	
		Diam./Diam. [mm]	190
		Inner Diam./Diam. int. [mm]	129
		Fitted Diam./Diam. montaggio [mm]	219
		Centering Diam./Diam. centraggio [mm]	20
		Number of Teeth/N° denti	19
KF-404 ROVER - HONDA		CF-407 \ SF-412 \ DF-408	
		Diam./Diam. [mm]	190
		Inner Diam./Diam. int. [mm]	130
		Fitted Diam./Diam. montaggio [mm]	242
		Centering Diam./Diam. centraggio [mm]	20
		Number of Teeth/N° denti	19
KF-405 HONDA		CF-406 \ SF-408 \ DF-400	
		Diam./Diam. [mm]	200
		Inner Diam./Diam. int. [mm]	130
		Fitted Diam./Diam. montaggio [mm]	244
		Centering Diam./Diam. centraggio [mm]	22
		Number of Teeth/N° denti	21



KF-406		HONDA	CF-400 \ SF-400 \ DF-400
		Diam./Diam. [mm]	200
		Inner Diam./Diam. int. [mm]	137
		Fitted Diam./Diam. montaggio [mm]	245
		Centering Diam./Diam. centraggio [mm]	22
		Number of Teeth/N° denti	21
KF-407		HONDA	CF-406 \ SF-400 \ DF-400
		Diam./Diam. [mm]	200
		Inner Diam./Diam. int. [mm]	137
		Fitted Diam./Diam. montaggio [mm]	245
		Centering Diam./Diam. centraggio [mm]	22
		Number of Teeth/N° denti	21
KF-408		HONDA	CF-406 \ SF-412 \ DF-408
		Diam./Diam. [mm]	190
		Inner Diam./Diam. int. [mm]	130
		Fitted Diam./Diam. montaggio [mm]	242
		Centering Diam./Diam. centraggio [mm]	20
		Number of Teeth/N° denti	19
KF-410			CF-407 \ SF-419 \ DF-400
		Diam./Diam. [mm]	200
		Inner Diam./Diam. int. [mm]	126
		Fitted Diam./Diam. montaggio [mm]	245
		Centering Diam./Diam. centraggio [mm]	22
		Number of Teeth/N° denti	21
KF-411			CF-498 \ SF-414 \ DF-413
		Diam./Diam. [mm]	210
		Inner Diam./Diam. int. [mm]	138
		Fitted Diam./Diam. montaggio [mm]	246
		Centering Diam./Diam. centraggio [mm]	25
		Number of Teeth/N° denti	24

KF-413	HONDA	CF-406 \ SF-414 \ DF-410
		Diam./Diam. [mm] 210
		Inner Diam./Diam. int. [mm] 138
		Fitted Diam./Diam. montaggio [mm] 246
		Centering Diam./Diam. centraggio [mm] 22
		Number of Teeth/N° denti 21
KF-414	HONDA	CF-413 \ SF-419 \ DF-421
		Diam./Diam. [mm] 200
		Inner Diam./Diam. int. [mm] 126
		Fitted Diam./Diam. montaggio [mm] 245
		Centering Diam./Diam. centraggio [mm] 22
		Number of Teeth/N° denti 20
KF-415	HONDA	CF-413 \ SF-412 \ DF-408
		Diam./Diam. [mm] 190
		Inner Diam./Diam. int. [mm] 130
		Fitted Diam./Diam. montaggio [mm] 242
		Centering Diam./Diam. centraggio [mm] 20
		Number of Teeth/N° denti 19
KF-416	HONDA	CF-499 \ SF-421 \ DF-419
		Diam./Diam. [mm] 210
		Inner Diam./Diam. int. [mm] 135
		Fitted Diam./Diam. montaggio [mm] 255
		Centering Diam./Diam. centraggio [mm] 22
		Number of Teeth/N° denti 20
KF-417	HONDA	CF-406 \ SF-421 \ DF-410
		Diam./Diam. [mm] 210
		Inner Diam./Diam. int. [mm] 135
		Fitted Diam./Diam. montaggio [mm] 255
		Centering Diam./Diam. centraggio [mm] 22
		Number of Teeth/N° denti 21



KF-418		HONDA	CF-407 \ SF-411 \ DF-408
		Diam./Diam. [mm]	190
		Inner Diam./Diam. int. [mm]	123
		Fitted Diam./Diam. montaggio [mm]	234
		Centering Diam./Diam. centraggio [mm]	20
		Number of Teeth/N° denti	19
KF-419		HONDA	CF-401 \ SF-406
		Diam./Diam. [mm]	240
		Inner Diam./Diam. int. [mm]	154
		Fitted Diam./Diam. montaggio [mm]	276
		Centering Diam./Diam. centraggio [mm]	26
		Number of Teeth/N° denti	24
KF-420		HONDA	CF-499 \ SF-419 \ DF-415
		Diam./Diam. [mm]	190
		Inner Diam./Diam. int. [mm]	126
		Fitted Diam./Diam. montaggio [mm]	245
		Centering Diam./Diam. centraggio [mm]	22
		Number of Teeth/N° denti	21
KF-421		HONDA	CF-403 \ SF-415 \ DF-405
		Diam./Diam. [mm]	220
		Inner Diam./Diam. int. [mm]	150
		Fitted Diam./Diam. montaggio [mm]	277
		Centering Diam./Diam. centraggio [mm]	26
		Number of Teeth/N° denti	24
KF-422		HONDA	CF-412 \ SF-424 \ DF-417
		Diam./Diam. [mm]	225
		Inner Diam./Diam. int. [mm]	148
		Fitted Diam./Diam. montaggio [mm]	272
		Centering Diam./Diam. centraggio [mm]	26
		Number of Teeth/N° denti	24

**KF-423** **HONDA** **CF-206 \ SF-419 \ DF-400**

		Diam./Diam. [mm]	200
		Inner Diam./Diam. int. [mm]	126
		Fitted Diam./Diam. montaggio [mm]	245
		Centering Diam./Diam. centraggio [mm]	22
		Number of Teeth/N° denti	21


**KF-424** **HONDA** **CF-412 \ SF-424 \ DF-404**

		Diam./Diam. [mm]	210
		Inner Diam./Diam. int. [mm]	148
		Fitted Diam./Diam. montaggio [mm]	272
		Centering Diam./Diam. centraggio [mm]	26
		Number of Teeth/N° denti	24

**KF-425** **HONDA** **CF-207 \ SF-402 \ DF-408**

		Diam./Diam. [mm]	190
		Inner Diam./Diam. int. [mm]	128
		Fitted Diam./Diam. montaggio [mm]	218
		Centering Diam./Diam. centraggio [mm]	20
		Number of Teeth/N° denti	19

**KF-426** **HONDA** **CF-207 \ SF-407 \ DF-408**

		Diam./Diam. [mm]	190
		Inner Diam./Diam. int. [mm]	129
		Fitted Diam./Diam. montaggio [mm]	219
		Centering Diam./Diam. centraggio [mm]	20
		Number of Teeth/N° denti	19

**KF-428** **HONDA** **CF-406 \ SF-422 \ DF-413**

		Diam./Diam. [mm]	210
		Inner Diam./Diam. int. [mm]	135
		Fitted Diam./Diam. montaggio [mm]	255
		Centering Diam./Diam. centraggio [mm]	25
		Number of Teeth/N° denti	24



KF-430		HONDA	CF-412 \ SF-405 \ DF-404
		Diam./Diam. [mm]	210
		Inner Diam./Diam. int. [mm]	138
		Fitted Diam./Diam. montaggio [mm]	268
		Centering Diam./Diam. centraggio [mm]	26
		Number of Teeth/N° denti	24
KF-431		HONDA	CF-411 \ SF-421 \ DF-419
		Diam./Diam. [mm]	210
		Inner Diam./Diam. int. [mm]	135
		Fitted Diam./Diam. montaggio [mm]	255
		Centering Diam./Diam. centraggio [mm]	22
		Number of Teeth/N° denti	20
KF-432		ROVER - HONDA	CF-414 \ SF-430 \ DF-416
		Diam./Diam. [mm]	225
		Inner Diam./Diam. int. [mm]	138
		Fitted Diam./Diam. montaggio [mm]	268
		Centering Diam./Diam. centraggio [mm]	25,5
		Number of Teeth/N° denti	24
KF-433		HONDA	CF-411 \ SF-435 \ DF-407
		Diam./Diam. [mm]	190
		Inner Diam./Diam. int. [mm]	132
		Fitted Diam./Diam. montaggio [mm]	245
		Centering Diam./Diam. centraggio [mm]	22
		Number of Teeth/N° denti	20
KF-434		HONDA	CF-414 \ SF-414 \ DF-413
		Diam./Diam. [mm]	210
		Inner Diam./Diam. int. [mm]	138
		Fitted Diam./Diam. montaggio [mm]	246
		Centering Diam./Diam. centraggio [mm]	25
		Number of Teeth/N° denti	24

KF-435	HONDA	CF-406 \ SF-414 \ DF-413										
		<table border="1"> <tr><td>Diam./Diam. [mm]</td><td>210</td></tr> <tr><td>Inner Diam./Diam. int. [mm]</td><td>138</td></tr> <tr><td>Fitted Diam./Diam. montaggio [mm]</td><td>246</td></tr> <tr><td>Centering Diam./Diam. centraggio [mm]</td><td>25</td></tr> <tr><td>Number of Teeth/N° denti</td><td>24</td></tr> </table>	Diam./Diam. [mm]	210	Inner Diam./Diam. int. [mm]	138	Fitted Diam./Diam. montaggio [mm]	246	Centering Diam./Diam. centraggio [mm]	25	Number of Teeth/N° denti	24
Diam./Diam. [mm]	210											
Inner Diam./Diam. int. [mm]	138											
Fitted Diam./Diam. montaggio [mm]	246											
Centering Diam./Diam. centraggio [mm]	25											
Number of Teeth/N° denti	24											
KF-436	HONDA	CF-412 \ SF-429 \ DF-424										
		<table border="1"> <tr><td>Diam./Diam. [mm]</td><td>220</td></tr> <tr><td>Inner Diam./Diam. int. [mm]</td><td>139</td></tr> <tr><td>Fitted Diam./Diam. montaggio [mm]</td><td>263</td></tr> <tr><td>Centering Diam./Diam. centraggio [mm]</td><td>26</td></tr> <tr><td>Number of Teeth/N° denti</td><td>24</td></tr> </table>	Diam./Diam. [mm]	220	Inner Diam./Diam. int. [mm]	139	Fitted Diam./Diam. montaggio [mm]	263	Centering Diam./Diam. centraggio [mm]	26	Number of Teeth/N° denti	24
Diam./Diam. [mm]	220											
Inner Diam./Diam. int. [mm]	139											
Fitted Diam./Diam. montaggio [mm]	263											
Centering Diam./Diam. centraggio [mm]	26											
Number of Teeth/N° denti	24											
KF-437	HONDA	CF-412 \ SF-424 \ DF-424										
		<table border="1"> <tr><td>Diam./Diam. [mm]</td><td>220</td></tr> <tr><td>Inner Diam./Diam. int. [mm]</td><td>148</td></tr> <tr><td>Fitted Diam./Diam. montaggio [mm]</td><td>272</td></tr> <tr><td>Centering Diam./Diam. centraggio [mm]</td><td>26</td></tr> <tr><td>Number of Teeth/N° denti</td><td>24</td></tr> </table>	Diam./Diam. [mm]	220	Inner Diam./Diam. int. [mm]	148	Fitted Diam./Diam. montaggio [mm]	272	Centering Diam./Diam. centraggio [mm]	26	Number of Teeth/N° denti	24
Diam./Diam. [mm]	220											
Inner Diam./Diam. int. [mm]	148											
Fitted Diam./Diam. montaggio [mm]	272											
Centering Diam./Diam. centraggio [mm]	26											
Number of Teeth/N° denti	24											
KF-438	HONDA	CF-411 \ SF-403 \ DF-403										
		<table border="1"> <tr><td>Diam./Diam. [mm]</td><td>200</td></tr> <tr><td>Inner Diam./Diam. int. [mm]</td><td>130</td></tr> <tr><td>Fitted Diam./Diam. montaggio [mm]</td><td>244</td></tr> <tr><td>Centering Diam./Diam. centraggio [mm]</td><td>22</td></tr> <tr><td>Number of Teeth/N° denti</td><td>20</td></tr> </table>	Diam./Diam. [mm]	200	Inner Diam./Diam. int. [mm]	130	Fitted Diam./Diam. montaggio [mm]	244	Centering Diam./Diam. centraggio [mm]	22	Number of Teeth/N° denti	20
Diam./Diam. [mm]	200											
Inner Diam./Diam. int. [mm]	130											
Fitted Diam./Diam. montaggio [mm]	244											
Centering Diam./Diam. centraggio [mm]	22											
Number of Teeth/N° denti	20											
KF-439	HONDA	CF-415 \ SF-432 \ DF-425										
		<table border="1"> <tr><td>Diam./Diam. [mm]</td><td>240</td></tr> <tr><td>Inner Diam./Diam. int. [mm]</td><td>160,5</td></tr> <tr><td>Fitted Diam./Diam. montaggio [mm]</td><td>297</td></tr> <tr><td>Centering Diam./Diam. centraggio [mm]</td><td>26</td></tr> <tr><td>Number of Teeth/N° denti</td><td>24</td></tr> </table>	Diam./Diam. [mm]	240	Inner Diam./Diam. int. [mm]	160,5	Fitted Diam./Diam. montaggio [mm]	297	Centering Diam./Diam. centraggio [mm]	26	Number of Teeth/N° denti	24
Diam./Diam. [mm]	240											
Inner Diam./Diam. int. [mm]	160,5											
Fitted Diam./Diam. montaggio [mm]	297											
Centering Diam./Diam. centraggio [mm]	26											
Number of Teeth/N° denti	24											

KF-440		HONDA	CF-412 \ SF-497 \ DF-424
		Diam./Diam. [mm]	220
		Inner Diam./Diam. int. [mm]	139
		Fitted Diam./Diam. montaggio [mm]	263
		Centering Diam./Diam. centraggio [mm]	26
		Number of Teeth/N° denti	24
KF-441		HONDA	CF-411 \ SF-419 \ DF-421
		Diam./Diam. [mm]	200
		Inner Diam./Diam. int. [mm]	126
		Fitted Diam./Diam. montaggio [mm]	245
		Centering Diam./Diam. centraggio [mm]	22
		Number of Teeth/N° denti	20
KF-442		HONDA	CF-403 \ SF-416 \ DF-406
		Diam./Diam. [mm]	220
		Inner Diam./Diam. int. [mm]	148
		Fitted Diam./Diam. montaggio [mm]	275
		Centering Diam./Diam. centraggio [mm]	26
		Number of Teeth/N° denti	24
KF-443		ROVER	CF-414 \ SF-424 \ DF-417
		Diam./Diam. [mm]	225
		Inner Diam./Diam. int. [mm]	148
		Fitted Diam./Diam. montaggio [mm]	272
		Centering Diam./Diam. centraggio [mm]	26
		Number of Teeth/N° denti	24
KF-445		ROVER	CF-414 \ SF-431 \ DF-416
		Diam./Diam. [mm]	225
		Inner Diam./Diam. int. [mm]	138
		Fitted Diam./Diam. montaggio [mm]	269
		Centering Diam./Diam. centraggio [mm]	25,5
		Number of Teeth/N° denti	24



KF-446	HONDA	CF-412 \ SF-422 \ DF-411
		Diam./Diam. [mm] <span style="float: right;">210</span>
		Inner Diam./Diam. int. [mm] <span style="float: right;">135</span>
		Fitted Diam./Diam. montaggio [mm] <span style="float: right;">255</span>
		Centering Diam./Diam. centraggio [mm] <span style="float: right;">26</span>
		Number of Teeth/N° denti <span style="float: right;">24</span>
KF-447	HONDA	CF-499 \ SF-419 \ DF-420
		Diam./Diam. [mm] <span style="float: right;">200</span>
		Inner Diam./Diam. int. [mm] <span style="float: right;">126</span>
		Fitted Diam./Diam. montaggio [mm] <span style="float: right;">245</span>
		Centering Diam./Diam. centraggio [mm] <span style="float: right;">22</span>
		Number of Teeth/N° denti <span style="float: right;">20</span>
KF-448	HONDA	CF-413 \ SF-419 \ DF-400
		Diam./Diam. [mm] <span style="float: right;">200</span>
		Inner Diam./Diam. int. [mm] <span style="float: right;">126</span>
		Fitted Diam./Diam. montaggio [mm] <span style="float: right;">245</span>
		Centering Diam./Diam. centraggio [mm] <span style="float: right;">22</span>
		Number of Teeth/N° denti <span style="float: right;">21</span>
KF-449	HONDA	CF-413 \ SF-428 \ DF-419
		Diam./Diam. [mm] <span style="float: right;">210</span>
		Inner Diam./Diam. int. [mm] <span style="float: right;">135</span>
		Fitted Diam./Diam. montaggio [mm] <span style="float: right;">255</span>
		Centering Diam./Diam. centraggio [mm] <span style="float: right;">22</span>
		Number of Teeth/N° denti <span style="float: right;">20</span>
KF-450	HONDA	CF-412 \ SF-404 \ DF-411
		Diam./Diam. [mm] <span style="float: right;">210</span>
		Inner Diam./Diam. int. [mm] <span style="float: right;">139</span>
		Fitted Diam./Diam. montaggio [mm] <span style="float: right;">263</span>
		Centering Diam./Diam. centraggio [mm] <span style="float: right;">26</span>
		Number of Teeth/N° denti <span style="float: right;">24</span>

KF-451		HONDA	CF-498 \ SF-429 \ DF-495
		Diam./Diam. [mm]	220
		Inner Diam./Diam. int. [mm]	139
		Fitted Diam./Diam. montaggio [mm]	263
		Centering Diam./Diam. centraggio [mm]	25
		Number of Teeth/N° denti	24
KF-452		HONDA	
		Diam./Diam. [mm]	190
		Inner Diam./Diam. int. [mm]	130
		Fitted Diam./Diam. montaggio [mm]	243
		Centering Diam./Diam. centraggio [mm]	22
		Number of Teeth/N° denti	21
KF-453		HONDA	
		Diam./Diam. [mm]	200
		Inner Diam./Diam. int. [mm]	130
		Fitted Diam./Diam. montaggio [mm]	243
		Centering Diam./Diam. centraggio [mm]	22
		Number of Teeth/N° denti	20
KF-454		HONDA	
		Diam./Diam. [mm]	210
		Inner Diam./Diam. int. [mm]	150
		Fitted Diam./Diam. montaggio [mm]	254
		Centering Diam./Diam. centraggio [mm]	22
		Number of Teeth/N° denti	20
KF-455		HONDA	
		Diam./Diam. [mm]	220
		Inner Diam./Diam. int. [mm]	138
		Fitted Diam./Diam. montaggio [mm]	277
		Centering Diam./Diam. centraggio [mm]	26
		Number of Teeth/N° denti	24



KF-456		HONDA	CF-411 \ SF-403 \ DF-421
		Diam./Diam. [mm]	200
		Inner Diam./Diam. int. [mm]	130
		Fitted Diam./Diam. montaggio [mm]	244
		Centering Diam./Diam. centraggio [mm]	22
		Number of Teeth/N° denti	20
KF-457		HONDA	CF-401 \ SF-410 \ DF-405
		Diam./Diam. [mm]	225
		Inner Diam./Diam. int. [mm]	142
		Fitted Diam./Diam. montaggio [mm]	276,5
		Centering Diam./Diam. centraggio [mm]	26
		Number of Teeth/N° denti	24
KF-458		HONDA	CF-401 \ SF-409 \ DF-405
		Diam./Diam. [mm]	220
		Inner Diam./Diam. int. [mm]	150
		Fitted Diam./Diam. montaggio [mm]	276
		Centering Diam./Diam. centraggio [mm]	26
		Number of Teeth/N° denti	24
KF-459		HONDA - LAND ROVER	
		Diam./Diam. [mm]	225
		Inner Diam./Diam. int. [mm]	142
		Fitted Diam./Diam. montaggio [mm]	270
		Centering Diam./Diam. centraggio [mm]	25
		Number of Teeth/N° denti	24
KF-460		HONDA	CF-411 \ SF-413 \ DF-423
		Diam./Diam. [mm]	190
		Inner Diam./Diam. int. [mm]	134
		Fitted Diam./Diam. montaggio [mm]	223
		Centering Diam./Diam. centraggio [mm]	22
		Number of Teeth/N° denti	20

KF-461		HONDA		CF-499 \ SF-428 \ DF-419	
				Diam./Diam. [mm]	210
				Inner Diam./Diam. int. [mm]	135
				Fitted Diam./Diam. montaggio [mm]	255
				Centering Diam./Diam. centraggio [mm]	22
				Number of Teeth/N° denti	20
KF-462		HONDA		CF-401 \ SF-418	
				Diam./Diam. [mm]	240
				Inner Diam./Diam. int. [mm]	155
				Fitted Diam./Diam. montaggio [mm]	275
				Centering Diam./Diam. centraggio [mm]	26
				Number of Teeth/N° denti	24
KF-463		HONDA		CF-411 \ SF-434 \ DF-426	
				Diam./Diam. [mm]	215
				Inner Diam./Diam. int. [mm]	150
				Fitted Diam./Diam. montaggio [mm]	263
				Centering Diam./Diam. centraggio [mm]	22
				Number of Teeth/N° denti	20
KF-464		HONDA			
				Diam./Diam. [mm]	230
				Inner Diam./Diam. int. [mm]	147
				Fitted Diam./Diam. montaggio [mm]	275
				Centering Diam./Diam. centraggio [mm]	26
				Number of Teeth/N° denti	24
KF-465		HONDA			
				Diam./Diam. [mm]	215
				Inner Diam./Diam. int. [mm]	144
				Fitted Diam./Diam. montaggio [mm]	270
				Centering Diam./Diam. centraggio [mm]	25
				Number of Teeth/N° denti	14

KF-494		HONDA		CF-494 \ SF-494 \ DF-494											
				<table border="1"> <tr><td>Diam./Diam. [mm]</td><td>210</td></tr> <tr><td>Inner Diam./Diam. int. [mm]</td><td>150</td></tr> <tr><td>Fitted Diam./Diam. montaggio [mm]</td><td>264</td></tr> <tr><td>Centering Diam./Diam. centraggio [mm]</td><td>26</td></tr> <tr><td>Number of Teeth/N° denti</td><td>24</td></tr> </table>		Diam./Diam. [mm]	210	Inner Diam./Diam. int. [mm]	150	Fitted Diam./Diam. montaggio [mm]	264	Centering Diam./Diam. centraggio [mm]	26	Number of Teeth/N° denti	24
Diam./Diam. [mm]	210														
Inner Diam./Diam. int. [mm]	150														
Fitted Diam./Diam. montaggio [mm]	264														
Centering Diam./Diam. centraggio [mm]	26														
Number of Teeth/N° denti	24														
				<table border="1"> <tr><td>Diam./Diam. [mm]</td><td>200</td></tr> <tr><td>Inner Diam./Diam. int. [mm]</td><td>130</td></tr> <tr><td>Fitted Diam./Diam. montaggio [mm]</td><td>244</td></tr> <tr><td>Centering Diam./Diam. centraggio [mm]</td><td>22</td></tr> <tr><td>Number of Teeth/N° denti</td><td>20</td></tr> </table>		Diam./Diam. [mm]	200	Inner Diam./Diam. int. [mm]	130	Fitted Diam./Diam. montaggio [mm]	244	Centering Diam./Diam. centraggio [mm]	22	Number of Teeth/N° denti	20
Diam./Diam. [mm]	200														
Inner Diam./Diam. int. [mm]	130														
Fitted Diam./Diam. montaggio [mm]	244														
Centering Diam./Diam. centraggio [mm]	22														
Number of Teeth/N° denti	20														
				<table border="1"> <tr><td>Diam./Diam. [mm]</td><td>185</td></tr> <tr><td>Inner Diam./Diam. int. [mm]</td><td>126</td></tr> <tr><td>Fitted Diam./Diam. montaggio [mm]</td><td>239</td></tr> <tr><td>Centering Diam./Diam. centraggio [mm]</td><td>22</td></tr> <tr><td>Number of Teeth/N° denti</td><td>20</td></tr> </table>		Diam./Diam. [mm]	185	Inner Diam./Diam. int. [mm]	126	Fitted Diam./Diam. montaggio [mm]	239	Centering Diam./Diam. centraggio [mm]	22	Number of Teeth/N° denti	20
Diam./Diam. [mm]	185														
Inner Diam./Diam. int. [mm]	126														
Fitted Diam./Diam. montaggio [mm]	239														
Centering Diam./Diam. centraggio [mm]	22														
Number of Teeth/N° denti	20														
				<table border="1"> <tr><td>Diam./Diam. [mm]</td><td>200</td></tr> <tr><td>Inner Diam./Diam. int. [mm]</td><td>128</td></tr> <tr><td>Fitted Diam./Diam. montaggio [mm]</td><td>245</td></tr> <tr><td>Centering Diam./Diam. centraggio [mm]</td><td>22</td></tr> <tr><td>Number of Teeth/N° denti</td><td>20</td></tr> </table>		Diam./Diam. [mm]	200	Inner Diam./Diam. int. [mm]	128	Fitted Diam./Diam. montaggio [mm]	245	Centering Diam./Diam. centraggio [mm]	22	Number of Teeth/N° denti	20
Diam./Diam. [mm]	200														
Inner Diam./Diam. int. [mm]	128														
Fitted Diam./Diam. montaggio [mm]	245														
Centering Diam./Diam. centraggio [mm]	22														
Number of Teeth/N° denti	20														
				<table border="1"> <tr><td>Diam./Diam. [mm]</td><td>230</td></tr> <tr><td>Inner Diam./Diam. int. [mm]</td><td>155</td></tr> <tr><td>Fitted Diam./Diam. montaggio [mm]</td><td>260</td></tr> <tr><td>Centering Diam./Diam. centraggio [mm]</td><td>22</td></tr> <tr><td>Number of Teeth/N° denti</td><td>20</td></tr> </table>		Diam./Diam. [mm]	230	Inner Diam./Diam. int. [mm]	155	Fitted Diam./Diam. montaggio [mm]	260	Centering Diam./Diam. centraggio [mm]	22	Number of Teeth/N° denti	20
Diam./Diam. [mm]	230														
Inner Diam./Diam. int. [mm]	155														
Fitted Diam./Diam. montaggio [mm]	260														
Centering Diam./Diam. centraggio [mm]	22														
Number of Teeth/N° denti	20														



KF-5002		MITSUBISHI			
				Diam./Diam. [mm]	225
				Inner Diam./Diam. int. [mm]	148
				Fitted Diam./Diam. montaggio [mm]	253
				Centering Diam./Diam. centraggio [mm]	22
				Number of Teeth/N° denti	20
KF-5003		HYUNDAI		CF-507 \ SF-583 \ DF-582	
				Diam./Diam. [mm]	240
				Inner Diam./Diam. int. [mm]	157
				Fitted Diam./Diam. montaggio [mm]	298
				Centering Diam./Diam. centraggio [mm]	30
				Number of Teeth/N° denti	14
KF-5004		MITSUBISHI		CF-510 \ SF-539 \ DF-530	
				Diam./Diam. [mm]	230
				Inner Diam./Diam. int. [mm]	152
				Fitted Diam./Diam. montaggio [mm]	277
				Centering Diam./Diam. centraggio [mm]	22
				Number of Teeth/N° denti	20
<b>With Bearing Hydraulic \ Con Cuscinetto Idrraulico</b>					
KF-5005		MITSUBISHI		CF-512 \ SF-528 \ DF-533	
				Diam./Diam. [mm]	200
				Inner Diam./Diam. int. [mm]	138
				Fitted Diam./Diam. montaggio [mm]	250
				Centering Diam./Diam. centraggio [mm]	19
				Number of Teeth/N° denti	17
KF-5006		MITSUBISHI		CF-H02 \ SF-529 \ DF-536	
				Diam./Diam. [mm]	200
				Inner Diam./Diam. int. [mm]	138
				Fitted Diam./Diam. montaggio [mm]	250
				Centering Diam./Diam. centraggio [mm]	22
				Number of Teeth/N° denti	20

KF-501		HYUNDAI - MITSUBISHI	CF-504 \ SF-504 \ DF-503
		Diam./Diam. [mm]	185
		Inner Diam./Diam. int. [mm]	126,5
		Fitted Diam./Diam. montaggio [mm]	239
		Centering Diam./Diam. centraggio [mm]	22
		Number of Teeth/N° denti	20
KF-503		MITSUBISHI	CF-502 \ SF-504 \ DF-510
		Diam./Diam. [mm]	185
		Inner Diam./Diam. int. [mm]	126,5
		Fitted Diam./Diam. montaggio [mm]	238
		Centering Diam./Diam. centraggio [mm]	22
		Number of Teeth/N° denti	20
KF-504		MITSUBISHI	CF-502 \ SF-500 \ DF-500
		Diam./Diam. [mm]	200
		Inner Diam./Diam. int. [mm]	127
		Fitted Diam./Diam. montaggio [mm]	252
		Centering Diam./Diam. centraggio [mm]	22
		Number of Teeth/N° denti	20
KF-505		MITSUBISHI - HYUNDAI	CF-500 \ SF-500 \ DF-500
		Diam./Diam. [mm]	200
		Inner Diam./Diam. int. [mm]	127
		Fitted Diam./Diam. montaggio [mm]	252
		Centering Diam./Diam. centraggio [mm]	22
		Number of Teeth/N° denti	20
KF-507		MITSUBISHI	CF-502 \ SF-500 \ DF-515
		Diam./Diam. [mm]	200
		Inner Diam./Diam. int. [mm]	127,5
		Fitted Diam./Diam. montaggio [mm]	252
		Centering Diam./Diam. centraggio [mm]	22
		Number of Teeth/N° denti	20



KF-508		MITSUBISHI	CF-502 \ SF-509 \ DF-515
		Diam./Diam. [mm]	200
		Inner Diam./Diam. int. [mm]	126
		Fitted Diam./Diam. montaggio [mm]	258
		Centering Diam./Diam. centraggio [mm]	22
		Number of Teeth/N° denti	20
KF-509		HYUNDAI - MITSUBISHI	CF-503 \ SF-502 \ DF-507
		Diam./Diam. [mm]	215
		Inner Diam./Diam. int. [mm]	138
		Fitted Diam./Diam. montaggio [mm]	265
		Centering Diam./Diam. centraggio [mm]	26
		Number of Teeth/N° denti	23
KF-510		MITSUBISHI - SHUANGHUAN AUTO - GONOW - GREAT WALL	CF-503 \ SF-511 \ DF-513
		Diam./Diam. [mm]	225
		Inner Diam./Diam. int. [mm]	146
		Fitted Diam./Diam. montaggio [mm]	280
		Centering Diam./Diam. centraggio [mm]	26
		Number of Teeth/N° denti	23
KF-511		HYUNDAI - MITSUBISHI	CF-505 \ SF-511 \ DF-513
		Diam./Diam. [mm]	225
		Inner Diam./Diam. int. [mm]	146
		Fitted Diam./Diam. montaggio [mm]	280
		Centering Diam./Diam. centraggio [mm]	26
		Number of Teeth/N° denti	23
KF-512		MITSUBISHI	CF-507 \ SF-527 \ DF-594
		Diam./Diam. [mm]	260
		Inner Diam./Diam. int. [mm]	167
		Fitted Diam./Diam. montaggio [mm]	318
		Centering Diam./Diam. centraggio [mm]	30
		Number of Teeth/N° denti	14

KF-514	MITSUBISHI	CF-302 \ SF-502 \ DF-502										
		<table border="1"> <tr><td>Diam./Diam. [mm]</td><td>215</td></tr> <tr><td>Inner Diam./Diam. int. [mm]</td><td>138</td></tr> <tr><td>Fitted Diam./Diam. montaggio [mm]</td><td>265</td></tr> <tr><td>Centering Diam./Diam. centraggio [mm]</td><td>22</td></tr> <tr><td>Number of Teeth/N° denti</td><td>20</td></tr> </table>	Diam./Diam. [mm]	215	Inner Diam./Diam. int. [mm]	138	Fitted Diam./Diam. montaggio [mm]	265	Centering Diam./Diam. centraggio [mm]	22	Number of Teeth/N° denti	20
Diam./Diam. [mm]	215											
Inner Diam./Diam. int. [mm]	138											
Fitted Diam./Diam. montaggio [mm]	265											
Centering Diam./Diam. centraggio [mm]	22											
Number of Teeth/N° denti	20											
KF-516	MITSUBISHI	CF-505 \ SF-511 \ DF-513										
		<table border="1"> <tr><td>Diam./Diam. [mm]</td><td>225</td></tr> <tr><td>Inner Diam./Diam. int. [mm]</td><td>146</td></tr> <tr><td>Fitted Diam./Diam. montaggio [mm]</td><td>280</td></tr> <tr><td>Centering Diam./Diam. centraggio [mm]</td><td>26</td></tr> <tr><td>Number of Teeth/N° denti</td><td>23</td></tr> </table>	Diam./Diam. [mm]	225	Inner Diam./Diam. int. [mm]	146	Fitted Diam./Diam. montaggio [mm]	280	Centering Diam./Diam. centraggio [mm]	26	Number of Teeth/N° denti	23
Diam./Diam. [mm]	225											
Inner Diam./Diam. int. [mm]	146											
Fitted Diam./Diam. montaggio [mm]	280											
Centering Diam./Diam. centraggio [mm]	26											
Number of Teeth/N° denti	23											
KF-517	MITSUBISHI	CF-502 \ SF-514 \ DF-516										
		<table border="1"> <tr><td>Diam./Diam. [mm]</td><td>215</td></tr> <tr><td>Inner Diam./Diam. int. [mm]</td><td>138</td></tr> <tr><td>Fitted Diam./Diam. montaggio [mm]</td><td>265</td></tr> <tr><td>Centering Diam./Diam. centraggio [mm]</td><td>22</td></tr> <tr><td>Number of Teeth/N° denti</td><td>20</td></tr> </table>	Diam./Diam. [mm]	215	Inner Diam./Diam. int. [mm]	138	Fitted Diam./Diam. montaggio [mm]	265	Centering Diam./Diam. centraggio [mm]	22	Number of Teeth/N° denti	20
Diam./Diam. [mm]	215											
Inner Diam./Diam. int. [mm]	138											
Fitted Diam./Diam. montaggio [mm]	265											
Centering Diam./Diam. centraggio [mm]	22											
Number of Teeth/N° denti	20											
KF-518	MITSUBISHI	CF-502 \ SF-521 \ DF-516										
		<table border="1"> <tr><td>Diam./Diam. [mm]</td><td>215</td></tr> <tr><td>Inner Diam./Diam. int. [mm]</td><td>138</td></tr> <tr><td>Fitted Diam./Diam. montaggio [mm]</td><td>265</td></tr> <tr><td>Centering Diam./Diam. centraggio [mm]</td><td>22</td></tr> <tr><td>Number of Teeth/N° denti</td><td>20</td></tr> </table>	Diam./Diam. [mm]	215	Inner Diam./Diam. int. [mm]	138	Fitted Diam./Diam. montaggio [mm]	265	Centering Diam./Diam. centraggio [mm]	22	Number of Teeth/N° denti	20
Diam./Diam. [mm]	215											
Inner Diam./Diam. int. [mm]	138											
Fitted Diam./Diam. montaggio [mm]	265											
Centering Diam./Diam. centraggio [mm]	22											
Number of Teeth/N° denti	20											
KF-522		CF-502 \ SF-511 \ DF-516										
		<table border="1"> <tr><td>Diam./Diam. [mm]</td><td>215</td></tr> <tr><td>Inner Diam./Diam. int. [mm]</td><td>146</td></tr> <tr><td>Fitted Diam./Diam. montaggio [mm]</td><td>280</td></tr> <tr><td>Centering Diam./Diam. centraggio [mm]</td><td>22</td></tr> <tr><td>Number of Teeth/N° denti</td><td>20</td></tr> </table>	Diam./Diam. [mm]	215	Inner Diam./Diam. int. [mm]	146	Fitted Diam./Diam. montaggio [mm]	280	Centering Diam./Diam. centraggio [mm]	22	Number of Teeth/N° denti	20
Diam./Diam. [mm]	215											
Inner Diam./Diam. int. [mm]	146											
Fitted Diam./Diam. montaggio [mm]	280											
Centering Diam./Diam. centraggio [mm]	22											
Number of Teeth/N° denti	20											

KF-523		MITSUBISHI	CF-502 \ SF-523 \ DF-516
		Diam./Diam. [mm]	215
		Inner Diam./Diam. int. [mm]	138
		Fitted Diam./Diam. montaggio [mm]	265
		Centering Diam./Diam. centraggio [mm]	22
		Number of Teeth/N° denti	20
KF-526			CF-502 \ SF-591 \ DF-513
		Diam./Diam. [mm]	225
		Inner Diam./Diam. int. [mm]	140
		Fitted Diam./Diam. montaggio [mm]	278
		Centering Diam./Diam. centraggio [mm]	26
		Number of Teeth/N° denti	23
KF-527		MITSUBISHI	CF-502 \ SF-520 \ DF-527
		Diam./Diam. [mm]	200
		Inner Diam./Diam. int. [mm]	128
		Fitted Diam./Diam. montaggio [mm]	245
		Centering Diam./Diam. centraggio [mm]	22
		Number of Teeth/N° denti	20
KF-529		HYUNDAI	CF-593 \ SF-576 \ DF-576
		Diam./Diam. [mm]	215
		Inner Diam./Diam. int. [mm]	137
		Fitted Diam./Diam. montaggio [mm]	262
		Centering Diam./Diam. centraggio [mm]	26
		Number of Teeth/N° denti	23
KF-530		MITSUBISHI	CF-507 \ SF-590 \ DF-588
		Diam./Diam. [mm]	275
		Inner Diam./Diam. int. [mm]	168
		Fitted Diam./Diam. montaggio [mm]	332
		Centering Diam./Diam. centraggio [mm]	29
		Number of Teeth/N° denti	14



KF-531	MITSUBISHI	CF-507 \ SF-594 \ DF-528
		Diam./Diam. [mm] 240
		Inner Diam./Diam. int. [mm] 148
		Fitted Diam./Diam. montaggio [mm] 299
		Centering Diam./Diam. centraggio [mm] 29
		Number of Teeth/N° denti 14
KF-532	MITSUBISHI	CF-591 \ SF-567 \ DF-569
		Diam./Diam. [mm] 200
		Inner Diam./Diam. int. [mm] 132
		Fitted Diam./Diam. montaggio [mm] 249
		Centering Diam./Diam. centraggio [mm] 22
		Number of Teeth/N° denti 26
KF-533	MITSUBISHI	CF-591 \ SF-568 \ DF-568
		Diam./Diam. [mm] 215
		Inner Diam./Diam. int. [mm] 142
		Fitted Diam./Diam. montaggio [mm] 250
		Centering Diam./Diam. centraggio [mm] 21,5
		Number of Teeth/N° denti 26
KF-534	MITSUBISHI	CF-502 \ SF-532 \ DF-592
		Diam./Diam. [mm] 225
		Inner Diam./Diam. int. [mm] 140
		Fitted Diam./Diam. montaggio [mm] 265
		Centering Diam./Diam. centraggio [mm] 22
		Number of Teeth/N° denti 20
KF-536	MITSUBISHI	CF-597 \ SF-597 \ DF-534
		Diam./Diam. [mm] 225
		Inner Diam./Diam. int. [mm] 140
		Fitted Diam./Diam. montaggio [mm] 264
		Centering Diam./Diam. centraggio [mm] 22
		Number of Teeth/N° denti 20

KF-537		MITSUBISHI	CF-505 \ SF-509 \ DF-500
		Diam./Diam. [mm]	200
		Inner Diam./Diam. int. [mm]	126
		Fitted Diam./Diam. montaggio [mm]	258
		Centering Diam./Diam. centraggio [mm]	22
		Number of Teeth/N° denti	20
KF-538		MITSUBISHI	CF-502 \ SF-515 \ DF-527
		Diam./Diam. [mm]	200
		Inner Diam./Diam. int. [mm]	128
		Fitted Diam./Diam. montaggio [mm]	244
		Centering Diam./Diam. centraggio [mm]	22
		Number of Teeth/N° denti	20
KF-539		MITSUBISHI	CF-597 \ SF-514 \ DF-535
		Diam./Diam. [mm]	215
		Inner Diam./Diam. int. [mm]	138
		Fitted Diam./Diam. montaggio [mm]	265
		Centering Diam./Diam. centraggio [mm]	22
		Number of Teeth/N° denti	20
KF-541		MITSUBISHI	CF-505 \ SF-503 \ DF-591
		Diam./Diam. [mm]	225
		Inner Diam./Diam. int. [mm]	148
		Fitted Diam./Diam. montaggio [mm]	280
		Centering Diam./Diam. centraggio [mm]	26
		Number of Teeth/N° denti	23
KF-543		MITSUBISHI	CF-509 \ SF-592 \ DF-590
		Diam./Diam. [mm]	250
		Inner Diam./Diam. int. [mm]	148
		Fitted Diam./Diam. montaggio [mm]	297
		Centering Diam./Diam. centraggio [mm]	26
		Number of Teeth/N° denti	23



KF-544	MITSUBISHI	CF-507 \ SF-599 \ DF-514
		Diam./Diam. [mm] 240
		Inner Diam./Diam. int. [mm] 150
		Fitted Diam./Diam. montaggio [mm] 295
		Centering Diam./Diam. centraggio [mm] 29
		Number of Teeth/N° denti 14
KF-545	MITSUBISHI	CF-503 \ SF-506 \ DF-506
		Diam./Diam. [mm] 215
		Inner Diam./Diam. int. [mm] 138
		Fitted Diam./Diam. montaggio [mm] 264
		Centering Diam./Diam. centraggio [mm] 22
		Number of Teeth/N° denti 20
KF-546	MITSUBISHI	
		Diam./Diam. [mm] 225
		Inner Diam./Diam. int. [mm] 150
		Fitted Diam./Diam. montaggio [mm] 263
		Centering Diam./Diam. centraggio [mm] 22
		Number of Teeth/N° denti 20
KF-547	MITSUBISHI	CF-502 \ SF-597 \ DF-592
		Diam./Diam. [mm] 225
		Inner Diam./Diam. int. [mm] 150
		Fitted Diam./Diam. montaggio [mm] 265
		Centering Diam./Diam. centraggio [mm] 22
		Number of Teeth/N° denti 20
KF-548	MITSUBISHI	CF-501 \ SF-501 \ DF-501
		Diam./Diam. [mm] 215
		Inner Diam./Diam. int. [mm] 138
		Fitted Diam./Diam. montaggio [mm] 264
		Centering Diam./Diam. centraggio [mm] 22
		Number of Teeth/N° denti 20

KF-549		MITSUBISHI	CF-502 \ SF-520 \ DF-500
		Diam./Diam. [mm]	200
		Inner Diam./Diam. int. [mm]	128
		Fitted Diam./Diam. montaggio [mm]	245
		Centering Diam./Diam. centraggio [mm]	22
		Number of Teeth/N° denti	20
KF-550		MITSUBISHI	CF-502 \ SF-525 \ DF-502
		Diam./Diam. [mm]	215
		Inner Diam./Diam. int. [mm]	138
		Fitted Diam./Diam. montaggio [mm]	252
		Centering Diam./Diam. centraggio [mm]	22
		Number of Teeth/N° denti	20
KF-551		HYUNDAI	CF-595 \ SF-586 \ DF-584
		Diam./Diam. [mm]	200
		Inner Diam./Diam. int. [mm]	127
		Fitted Diam./Diam. montaggio [mm]	252
		Centering Diam./Diam. centraggio [mm]	22
		Number of Teeth/N° denti	20
KF-552		MITSUBISHI	CF-505 \ SF-538 \ DF-539
		Diam./Diam. [mm]	240
		Inner Diam./Diam. int. [mm]	150
		Fitted Diam./Diam. montaggio [mm]	294
		Centering Diam./Diam. centraggio [mm]	26
		Number of Teeth/N° denti	23
KF-553		MITSUBISHI	CF-511 \ SF-596 \ DF-596
		Diam./Diam. [mm]	250
		Inner Diam./Diam. int. [mm]	150
		Fitted Diam./Diam. montaggio [mm]	297
		Centering Diam./Diam. centraggio [mm]	26
		Number of Teeth/N° denti	23

KF-554	MITSUBISHI	CF-509 \ SF-508 \ DF-509										
		<table border="1"> <tr><td>Diam./Diam. [mm]</td><td>275</td></tr> <tr><td>Inner Diam./Diam. int. [mm]</td><td>159</td></tr> <tr><td>Fitted Diam./Diam. montaggio [mm]</td><td>332</td></tr> <tr><td>Centering Diam./Diam. centraggio [mm]</td><td>26</td></tr> <tr><td>Number of Teeth/N° denti</td><td>23</td></tr> </table>	Diam./Diam. [mm]	275	Inner Diam./Diam. int. [mm]	159	Fitted Diam./Diam. montaggio [mm]	332	Centering Diam./Diam. centraggio [mm]	26	Number of Teeth/N° denti	23
Diam./Diam. [mm]	275											
Inner Diam./Diam. int. [mm]	159											
Fitted Diam./Diam. montaggio [mm]	332											
Centering Diam./Diam. centraggio [mm]	26											
Number of Teeth/N° denti	23											
KF-556	HYUNDAI	CF-505 \ SF-583 \ DF-582										
		<table border="1"> <tr><td>Diam./Diam. [mm]</td><td>240</td></tr> <tr><td>Inner Diam./Diam. int. [mm]</td><td>157</td></tr> <tr><td>Fitted Diam./Diam. montaggio [mm]</td><td>298</td></tr> <tr><td>Centering Diam./Diam. centraggio [mm]</td><td>29</td></tr> <tr><td>Number of Teeth/N° denti</td><td>14</td></tr> </table>	Diam./Diam. [mm]	240	Inner Diam./Diam. int. [mm]	157	Fitted Diam./Diam. montaggio [mm]	298	Centering Diam./Diam. centraggio [mm]	29	Number of Teeth/N° denti	14
Diam./Diam. [mm]	240											
Inner Diam./Diam. int. [mm]	157											
Fitted Diam./Diam. montaggio [mm]	298											
Centering Diam./Diam. centraggio [mm]	29											
Number of Teeth/N° denti	14											
KF-557	HYUNDAI	CF-502 \ SF-595 \ DF-595										
		<table border="1"> <tr><td>Diam./Diam. [mm]</td><td>215</td></tr> <tr><td>Inner Diam./Diam. int. [mm]</td><td>142</td></tr> <tr><td>Fitted Diam./Diam. montaggio [mm]</td><td>261</td></tr> <tr><td>Centering Diam./Diam. centraggio [mm]</td><td>22</td></tr> <tr><td>Number of Teeth/N° denti</td><td>20</td></tr> </table>	Diam./Diam. [mm]	215	Inner Diam./Diam. int. [mm]	142	Fitted Diam./Diam. montaggio [mm]	261	Centering Diam./Diam. centraggio [mm]	22	Number of Teeth/N° denti	20
Diam./Diam. [mm]	215											
Inner Diam./Diam. int. [mm]	142											
Fitted Diam./Diam. montaggio [mm]	261											
Centering Diam./Diam. centraggio [mm]	22											
Number of Teeth/N° denti	20											
KF-558	HYUNDAI	CF-505 \ SF-593 \ DF-593										
		<table border="1"> <tr><td>Diam./Diam. [mm]</td><td>225</td></tr> <tr><td>Inner Diam./Diam. int. [mm]</td><td>148</td></tr> <tr><td>Fitted Diam./Diam. montaggio [mm]</td><td>280</td></tr> <tr><td>Centering Diam./Diam. centraggio [mm]</td><td>26</td></tr> <tr><td>Number of Teeth/N° denti</td><td>23</td></tr> </table>	Diam./Diam. [mm]	225	Inner Diam./Diam. int. [mm]	148	Fitted Diam./Diam. montaggio [mm]	280	Centering Diam./Diam. centraggio [mm]	26	Number of Teeth/N° denti	23
Diam./Diam. [mm]	225											
Inner Diam./Diam. int. [mm]	148											
Fitted Diam./Diam. montaggio [mm]	280											
Centering Diam./Diam. centraggio [mm]	26											
Number of Teeth/N° denti	23											
KF-559	HYUNDAI	CF-505 \ SF-582 \ DF-593										
		<table border="1"> <tr><td>Diam./Diam. [mm]</td><td>225</td></tr> <tr><td>Inner Diam./Diam. int. [mm]</td><td>148</td></tr> <tr><td>Fitted Diam./Diam. montaggio [mm]</td><td>280</td></tr> <tr><td>Centering Diam./Diam. centraggio [mm]</td><td>26</td></tr> <tr><td>Number of Teeth/N° denti</td><td>23</td></tr> </table>	Diam./Diam. [mm]	225	Inner Diam./Diam. int. [mm]	148	Fitted Diam./Diam. montaggio [mm]	280	Centering Diam./Diam. centraggio [mm]	26	Number of Teeth/N° denti	23
Diam./Diam. [mm]	225											
Inner Diam./Diam. int. [mm]	148											
Fitted Diam./Diam. montaggio [mm]	280											
Centering Diam./Diam. centraggio [mm]	26											
Number of Teeth/N° denti	23											







KF-560		PROTON	CF-501 \ SF-504 \ DF-510
		Diam./Diam. [mm]	185
		Inner Diam./Diam. int. [mm]	126,5
		Fitted Diam./Diam. montaggio [mm]	238
		Centering Diam./Diam. centraggio [mm]	22
		Number of Teeth/N° denti	20
KF-561		PROTON	CF-501 \ SF-500 \ DF-515
		Diam./Diam. [mm]	200
		Inner Diam./Diam. int. [mm]	127,5
		Fitted Diam./Diam. montaggio [mm]	252
		Centering Diam./Diam. centraggio [mm]	22
		Number of Teeth/N° denti	20
KF-562		PROTON	CF-501 \ SF-509 \ DF-515
		Diam./Diam. [mm]	200
		Inner Diam./Diam. int. [mm]	126
		Fitted Diam./Diam. montaggio [mm]	258
		Centering Diam./Diam. centraggio [mm]	22
		Number of Teeth/N° denti	20
KF-563		PROTON	CF-501 \ SF-514 \ DF-516
		Diam./Diam. [mm]	215
		Inner Diam./Diam. int. [mm]	138
		Fitted Diam./Diam. montaggio [mm]	265
		Centering Diam./Diam. centraggio [mm]	22
		Number of Teeth/N° denti	20
KF-564		PROTON	CF-501 \ SF-520 \ DF-527
		Diam./Diam. [mm]	200
		Inner Diam./Diam. int. [mm]	128
		Fitted Diam./Diam. montaggio [mm]	245
		Centering Diam./Diam. centraggio [mm]	22
		Number of Teeth/N° denti	20



KF-565		CF-502 \ SF-576 \ DF-577	
		Diam./Diam. [mm]	215
		Inner Diam./Diam. int. [mm]	137
		Fitted Diam./Diam. montaggio [mm]	263
		Centering Diam./Diam. centraggio [mm]	26
		Number of Teeth/N° denti	23
KF-566 MITSUBISHI			
		Diam./Diam. [mm]	215
		Inner Diam./Diam. int. [mm]	138
		Fitted Diam./Diam. montaggio [mm]	263
		Centering Diam./Diam. centraggio [mm]	22
		Number of Teeth/N° denti	20
KF-567 MITSUBISHI		CF-502 \ SF-532 \ DF-523	
		Diam./Diam. [mm]	225
		Inner Diam./Diam. int. [mm]	150
		Fitted Diam./Diam. montaggio [mm]	265
		Centering Diam./Diam. centraggio [mm]	22
		Number of Teeth/N° denti	20
KF-568 NISSAN - MITSUBISHI		CF-506 \ SF-507 \ DF-590	
		Diam./Diam. [mm]	250
		Inner Diam./Diam. int. [mm]	160
		Fitted Diam./Diam. montaggio [mm]	299
		Centering Diam./Diam. centraggio [mm]	26
		Number of Teeth/N° denti	23
KF-569 MITSUBISHI		CF-510 \ SF-535	
		Diam./Diam. [mm]	235
		Inner Diam./Diam. int. [mm]	150
		Fitted Diam./Diam. montaggio [mm]	275
		Centering Diam./Diam. centraggio [mm]	24
		Number of Teeth/N° denti	23
		With Bearing Hydraulic \ Con Cuscinetto Idraulico	



KF-570		MITSUBISHI - SMART	
		Diam./Diam. [mm]	225
		Inner Diam./Diam. int. [mm]	171
		Fitted Diam./Diam. montaggio [mm]	261
		Centering Diam./Diam. centraggio [mm]	22
		Number of Teeth/N° denti	28
KF-571		MITSUBISHI	
		Diam./Diam. [mm]	230
		Inner Diam./Diam. int. [mm]	156
		Fitted Diam./Diam. montaggio [mm]	277
		Centering Diam./Diam. centraggio [mm]	22
		Number of Teeth/N° denti	20
KF-572		MITSUBISHI	
		Diam./Diam. [mm]	200
		Inner Diam./Diam. int. [mm]	126
		Fitted Diam./Diam. montaggio [mm]	258
		Centering Diam./Diam. centraggio [mm]	22,5
		Number of Teeth/N° denti	20
KF-573		CF-593 \ SF-500 \ DF-500	
		Diam./Diam. [mm]	200
		Inner Diam./Diam. int. [mm]	127,5
		Fitted Diam./Diam. montaggio [mm]	252
		Centering Diam./Diam. centraggio [mm]	22
		Number of Teeth/N° denti	20
KF-574		HYUNDAI	
		Diam./Diam. [mm]	225
		Inner Diam./Diam. int. [mm]	148
		Fitted Diam./Diam. montaggio [mm]	278
		Centering Diam./Diam. centraggio [mm]	22
		Number of Teeth/N° denti	20

KF-575		SMART - MITSUBISHI	
		Diam./Diam. [mm]	200
		Inner Diam./Diam. int. [mm]	141
		Fitted Diam./Diam. montaggio [mm]	236
		Centering Diam./Diam. centraggio [mm]	20
		Number of Teeth/N° denti	17

KF-576		MITSUBISHI		CF-510 \ SF-518	
		Diam./Diam. [mm]	240		
		Inner Diam./Diam. int. [mm]	154		
		Fitted Diam./Diam. montaggio [mm]	275		
		Centering Diam./Diam. centraggio [mm]	24		
		Number of Teeth/N° denti	23		
With Bearing Hydraulic \ Con Cuscinetto Idraulico					

KF-577		MITSUBISHI		CF-504 \ SF-500 \ DF-500	
		Diam./Diam. [mm]	200		
		Inner Diam./Diam. int. [mm]	127		
		Fitted Diam./Diam. montaggio [mm]	252		
		Centering Diam./Diam. centraggio [mm]	22		
		Number of Teeth/N° denti	20		

KF-578		HYUNDAI		CF-502 \ SF-578 \ DF-578	
		Diam./Diam. [mm]	225		
		Inner Diam./Diam. int. [mm]	148		
		Fitted Diam./Diam. montaggio [mm]	278		
		Centering Diam./Diam. centraggio [mm]	22		
		Number of Teeth/N° denti	20		



KF-579		HYUNDAI		CF-502 \ SF-579 \ DF-579	
		Diam./Diam. [mm]	225		
		Inner Diam./Diam. int. [mm]	148		
		Fitted Diam./Diam. montaggio [mm]	278		
		Centering Diam./Diam. centraggio [mm]	22		
		Number of Teeth/N° denti	20		

KF-580		HYUNDAI	CF-501 \ SF-598 \ DF-598
		Diam./Diam. [mm]	200
		Inner Diam./Diam. int. [mm]	127
		Fitted Diam./Diam. montaggio [mm]	252
		Centering Diam./Diam. centraggio [mm]	22
		Number of Teeth/N° denti	20
KF-581		HYUNDAI	CF-502 \ SF-587 \ DF-599
		Diam./Diam. [mm]	200
		Inner Diam./Diam. int. [mm]	127
		Fitted Diam./Diam. montaggio [mm]	252
		Centering Diam./Diam. centraggio [mm]	22
		Number of Teeth/N° denti	20
KF-582		HYUNDAI	CF-392 \ SF-580 \ DF-580
		Diam./Diam. [mm]	215
		Inner Diam./Diam. int. [mm]	137
		Fitted Diam./Diam. montaggio [mm]	263
		Centering Diam./Diam. centraggio [mm]	22
		Number of Teeth/N° denti	20
KF-585		mitsubishi	CF-591 \ SF-524 \ DF-568
		Diam./Diam. [mm]	215
		Inner Diam./Diam. int. [mm]	132,5
		Fitted Diam./Diam. montaggio [mm]	249
		Centering Diam./Diam. centraggio [mm]	22
		Number of Teeth/N° denti	26
KF-586		mitsubishi	CF-502 \ SF-517 \ DF-522
		Diam./Diam. [mm]	225
		Inner Diam./Diam. int. [mm]	148
		Fitted Diam./Diam. montaggio [mm]	278
		Centering Diam./Diam. centraggio [mm]	22
		Number of Teeth/N° denti	20



KF-587		MITSUBISHI		CF-503 \ SF-502 \ DF-518	
		Diam./Diam. [mm]		215	
		Inner Diam./Diam. int. [mm]		138	
		Fitted Diam./Diam. montaggio [mm]		265	
		Centering Diam./Diam. centraggio [mm]		22	
		Number of Teeth/N° denti		20	
KF-588		MITSUBISHI		CF-502 \ SF-532 \ DF-534	
		Diam./Diam. [mm]		225	
		Inner Diam./Diam. int. [mm]		140	
		Fitted Diam./Diam. montaggio [mm]		264	
		Centering Diam./Diam. centraggio [mm]		22	
		Number of Teeth/N° denti		20	
KF-589		MITSUBISHI			
		Diam./Diam. [mm]		250	
		Inner Diam./Diam. int. [mm]		158	
		Fitted Diam./Diam. montaggio [mm]		296	
		Centering Diam./Diam. centraggio [mm]		26	
		Number of Teeth/N° denti		23	
KF-590		MITSUBISHI			
		Diam./Diam. [mm]		240	
		Inner Diam./Diam. int. [mm]		148	
		Fitted Diam./Diam. montaggio [mm]		290,5	
		Centering Diam./Diam. centraggio [mm]		26	
		Number of Teeth/N° denti		23	
KF-591		MITSUBISHI			
		Diam./Diam. [mm]		225	
		Inner Diam./Diam. int. [mm]		148	
		Fitted Diam./Diam. montaggio [mm]		280	
		Centering Diam./Diam. centraggio [mm]		26	
		Number of Teeth/N° denti		23	

**KF-593 MITSUBISHI**

		Diam./Diam. [mm]	180
		Inner Diam./Diam. int. [mm]	128
		Fitted Diam./Diam. montaggio [mm]	220
		Centering Diam./Diam. centraggio [mm]	22
		Number of Teeth/N° denti	26

**KF-594 MITSUBISHI CF-509 \ SF-526 \ DF-532**

		Diam./Diam. [mm]	240
		Inner Diam./Diam. int. [mm]	158
		Fitted Diam./Diam. montaggio [mm]	290
		Centering Diam./Diam. centraggio [mm]	26
		Number of Teeth/N° denti	23

**KF-597 MITSUBISHI CF-597 \ SF-597 \ DF-597**

		Diam./Diam. [mm]	225
		Inner Diam./Diam. int. [mm]	140
		Fitted Diam./Diam. montaggio [mm]	265
		Centering Diam./Diam. centraggio [mm]	22
		Number of Teeth/N° denti	20

**KF-598 HYUNDAI CF-594 \ SF-584 \ DF-566**

		Diam./Diam. [mm]	225
		Inner Diam./Diam. int. [mm]	155
		Fitted Diam./Diam. montaggio [mm]	281
		Centering Diam./Diam. centraggio [mm]	26
		Number of Teeth/N° denti	23

**KF-599 MITSUBISHI CF-505 \ SF-511 \ DF-591**

		Diam./Diam. [mm]	225
		Inner Diam./Diam. int. [mm]	146
		Fitted Diam./Diam. montaggio [mm]	280
		Centering Diam./Diam. centraggio [mm]	26
		Number of Teeth/N° denti	23



KF-600	DAIHATSU	CF-201 \ SF-247 \ DF-699										
		<table border="1"> <tr><td>Diam./Diam. [mm]</td><td>235</td></tr> <tr><td>Inner Diam./Diam. int. [mm]</td><td>140</td></tr> <tr><td>Fitted Diam./Diam. montaggio [mm]</td><td>292</td></tr> <tr><td>Centering Diam./Diam. centraggio [mm]</td><td>29</td></tr> <tr><td>Number of Teeth/N° denti</td><td>21</td></tr> </table>	Diam./Diam. [mm]	235	Inner Diam./Diam. int. [mm]	140	Fitted Diam./Diam. montaggio [mm]	292	Centering Diam./Diam. centraggio [mm]	29	Number of Teeth/N° denti	21
Diam./Diam. [mm]	235											
Inner Diam./Diam. int. [mm]	140											
Fitted Diam./Diam. montaggio [mm]	292											
Centering Diam./Diam. centraggio [mm]	29											
Number of Teeth/N° denti	21											
KF-601	INNOCENTI - DAIHATSU	CF-600 \ SF-600 \ DF-600										
		<table border="1"> <tr><td>Diam./Diam. [mm]</td><td>160</td></tr> <tr><td>Inner Diam./Diam. int. [mm]</td><td>106</td></tr> <tr><td>Fitted Diam./Diam. montaggio [mm]</td><td>190</td></tr> <tr><td>Centering Diam./Diam. centraggio [mm]</td><td>19</td></tr> <tr><td>Number of Teeth/N° denti</td><td>18</td></tr> </table>	Diam./Diam. [mm]	160	Inner Diam./Diam. int. [mm]	106	Fitted Diam./Diam. montaggio [mm]	190	Centering Diam./Diam. centraggio [mm]	19	Number of Teeth/N° denti	18
Diam./Diam. [mm]	160											
Inner Diam./Diam. int. [mm]	106											
Fitted Diam./Diam. montaggio [mm]	190											
Centering Diam./Diam. centraggio [mm]	19											
Number of Teeth/N° denti	18											
KF-602	DAIHATSU	CF-600 \ SF-603 \ DF-602										
		<table border="1"> <tr><td>Diam./Diam. [mm]</td><td>150</td></tr> <tr><td>Inner Diam./Diam. int. [mm]</td><td>107</td></tr> <tr><td>Fitted Diam./Diam. montaggio [mm]</td><td>180</td></tr> <tr><td>Centering Diam./Diam. centraggio [mm]</td><td>19</td></tr> <tr><td>Number of Teeth/N° denti</td><td>18</td></tr> </table>	Diam./Diam. [mm]	150	Inner Diam./Diam. int. [mm]	107	Fitted Diam./Diam. montaggio [mm]	180	Centering Diam./Diam. centraggio [mm]	19	Number of Teeth/N° denti	18
Diam./Diam. [mm]	150											
Inner Diam./Diam. int. [mm]	107											
Fitted Diam./Diam. montaggio [mm]	180											
Centering Diam./Diam. centraggio [mm]	19											
Number of Teeth/N° denti	18											
KF-603	DAIHATSU	CF-600 \ SF-601 \ DF-616										
		<table border="1"> <tr><td>Diam./Diam. [mm]</td><td>160</td></tr> <tr><td>Inner Diam./Diam. int. [mm]</td><td>110</td></tr> <tr><td>Fitted Diam./Diam. montaggio [mm]</td><td>195</td></tr> <tr><td>Centering Diam./Diam. centraggio [mm]</td><td>20</td></tr> <tr><td>Number of Teeth/N° denti</td><td>18</td></tr> </table>	Diam./Diam. [mm]	160	Inner Diam./Diam. int. [mm]	110	Fitted Diam./Diam. montaggio [mm]	195	Centering Diam./Diam. centraggio [mm]	20	Number of Teeth/N° denti	18
Diam./Diam. [mm]	160											
Inner Diam./Diam. int. [mm]	110											
Fitted Diam./Diam. montaggio [mm]	195											
Centering Diam./Diam. centraggio [mm]	20											
Number of Teeth/N° denti	18											
KF-604	DAIHATSU - INNOCENTI	CF-609 \ SF-609 \ DF-605										
		<table border="1"> <tr><td>Diam./Diam. [mm]</td><td>170</td></tr> <tr><td>Inner Diam./Diam. int. [mm]</td><td>106</td></tr> <tr><td>Fitted Diam./Diam. montaggio [mm]</td><td>220</td></tr> <tr><td>Centering Diam./Diam. centraggio [mm]</td><td>19</td></tr> <tr><td>Number of Teeth/N° denti</td><td>18</td></tr> </table>	Diam./Diam. [mm]	170	Inner Diam./Diam. int. [mm]	106	Fitted Diam./Diam. montaggio [mm]	220	Centering Diam./Diam. centraggio [mm]	19	Number of Teeth/N° denti	18
Diam./Diam. [mm]	170											
Inner Diam./Diam. int. [mm]	106											
Fitted Diam./Diam. montaggio [mm]	220											
Centering Diam./Diam. centraggio [mm]	19											
Number of Teeth/N° denti	18											

KF-605		DAIHATSU		CF-607 \ SF-609 \ DF-605	
		Diam./Diam. [mm]	170	Inner Diam./Diam. int. [mm]	106
		Fitted Diam./Diam. montaggio [mm]	220	Centering Diam./Diam. centraggio [mm]	19
		Number of Teeth/N° denti	18		
KF-608		DAIHATSU		CF-604 \ SF-602 \ DF-603	
		Diam./Diam. [mm]	240	Inner Diam./Diam. int. [mm]	149
		Fitted Diam./Diam. montaggio [mm]	298	Centering Diam./Diam. centraggio [mm]	29
		Number of Teeth/N° denti	21		
KF-609		DAIHATSU		CF-605 \ SF-609 \ DF-613	
		Diam./Diam. [mm]	170	Inner Diam./Diam. int. [mm]	106
		Fitted Diam./Diam. montaggio [mm]	219	Centering Diam./Diam. centraggio [mm]	21
		Number of Teeth/N° denti	20		
KF-610		DAIHATSU		CF-600 \ SF-614 \ DF-695	
		Diam./Diam. [mm]	160	Inner Diam./Diam. int. [mm]	107
		Fitted Diam./Diam. montaggio [mm]	219	Centering Diam./Diam. centraggio [mm]	20
		Number of Teeth/N° denti	18		
KF-612		DAIHATSU		CF-609 \ SF-625 \ DF-698	
		Diam./Diam. [mm]	180	Inner Diam./Diam. int. [mm]	125
		Fitted Diam./Diam. montaggio [mm]	242	Centering Diam./Diam. centraggio [mm]	22
		Number of Teeth/N° denti	20		

KF-613	DAIHATSU	CF-607 \ SF-613 \ DF-614										
		<table border="1"> <tr><td>Diam./Diam. [mm]</td><td>200</td></tr> <tr><td>Inner Diam./Diam. int. [mm]</td><td>129</td></tr> <tr><td>Fitted Diam./Diam. montaggio [mm]</td><td>252</td></tr> <tr><td>Centering Diam./Diam. centraggio [mm]</td><td>22</td></tr> <tr><td>Number of Teeth/N° denti</td><td>20</td></tr> </table>	Diam./Diam. [mm]	200	Inner Diam./Diam. int. [mm]	129	Fitted Diam./Diam. montaggio [mm]	252	Centering Diam./Diam. centraggio [mm]	22	Number of Teeth/N° denti	20
Diam./Diam. [mm]	200											
Inner Diam./Diam. int. [mm]	129											
Fitted Diam./Diam. montaggio [mm]	252											
Centering Diam./Diam. centraggio [mm]	22											
Number of Teeth/N° denti	20											
KF-614	DAIHATSU	CF-600 \ SF-616 \ DF-616										
		<table border="1"> <tr><td>Diam./Diam. [mm]</td><td>160</td></tr> <tr><td>Inner Diam./Diam. int. [mm]</td><td>107</td></tr> <tr><td>Fitted Diam./Diam. montaggio [mm]</td><td>219</td></tr> <tr><td>Centering Diam./Diam. centraggio [mm]</td><td>20</td></tr> <tr><td>Number of Teeth/N° denti</td><td>18</td></tr> </table>	Diam./Diam. [mm]	160	Inner Diam./Diam. int. [mm]	107	Fitted Diam./Diam. montaggio [mm]	219	Centering Diam./Diam. centraggio [mm]	20	Number of Teeth/N° denti	18
Diam./Diam. [mm]	160											
Inner Diam./Diam. int. [mm]	107											
Fitted Diam./Diam. montaggio [mm]	219											
Centering Diam./Diam. centraggio [mm]	20											
Number of Teeth/N° denti	18											
KF-615	DAIHATSU	CF-609 \ SF-697 \ DF-617										
		<table border="1"> <tr><td>Diam./Diam. [mm]</td><td>190</td></tr> <tr><td>Inner Diam./Diam. int. [mm]</td><td>125</td></tr> <tr><td>Fitted Diam./Diam. montaggio [mm]</td><td>242</td></tr> <tr><td>Centering Diam./Diam. centraggio [mm]</td><td>22</td></tr> <tr><td>Number of Teeth/N° denti</td><td>20</td></tr> </table>	Diam./Diam. [mm]	190	Inner Diam./Diam. int. [mm]	125	Fitted Diam./Diam. montaggio [mm]	242	Centering Diam./Diam. centraggio [mm]	22	Number of Teeth/N° denti	20
Diam./Diam. [mm]	190											
Inner Diam./Diam. int. [mm]	125											
Fitted Diam./Diam. montaggio [mm]	242											
Centering Diam./Diam. centraggio [mm]	22											
Number of Teeth/N° denti	20											
KF-616	DAIHATSU	CF-603 \ SF-601 \ DF-616										
		<table border="1"> <tr><td>Diam./Diam. [mm]</td><td>160</td></tr> <tr><td>Inner Diam./Diam. int. [mm]</td><td>110</td></tr> <tr><td>Fitted Diam./Diam. montaggio [mm]</td><td>195</td></tr> <tr><td>Centering Diam./Diam. centraggio [mm]</td><td>20</td></tr> <tr><td>Number of Teeth/N° denti</td><td>18</td></tr> </table>	Diam./Diam. [mm]	160	Inner Diam./Diam. int. [mm]	110	Fitted Diam./Diam. montaggio [mm]	195	Centering Diam./Diam. centraggio [mm]	20	Number of Teeth/N° denti	18
Diam./Diam. [mm]	160											
Inner Diam./Diam. int. [mm]	110											
Fitted Diam./Diam. montaggio [mm]	195											
Centering Diam./Diam. centraggio [mm]	20											
Number of Teeth/N° denti	18											
KF-617	INNOCENTI	CF-601 \ SF-609 \ DF-611										
		<table border="1"> <tr><td>Diam./Diam. [mm]</td><td>170</td></tr> <tr><td>Inner Diam./Diam. int. [mm]</td><td>106</td></tr> <tr><td>Fitted Diam./Diam. montaggio [mm]</td><td>220</td></tr> <tr><td>Centering Diam./Diam. centraggio [mm]</td><td>21</td></tr> <tr><td>Number of Teeth/N° denti</td><td>20</td></tr> </table>	Diam./Diam. [mm]	170	Inner Diam./Diam. int. [mm]	106	Fitted Diam./Diam. montaggio [mm]	220	Centering Diam./Diam. centraggio [mm]	21	Number of Teeth/N° denti	20
Diam./Diam. [mm]	170											
Inner Diam./Diam. int. [mm]	106											
Fitted Diam./Diam. montaggio [mm]	220											
Centering Diam./Diam. centraggio [mm]	21											
Number of Teeth/N° denti	20											



KF-619		DAIHATSU	CF-607 \ SF-622 \ DF-622										
			<table border="1"> <tr><td>Diam./Diam. [mm]</td><td>200</td></tr> <tr><td>Inner Diam./Diam. int. [mm]</td><td>140</td></tr> <tr><td>Fitted Diam./Diam. montaggio [mm]</td><td>250</td></tr> <tr><td>Centering Diam./Diam. centraggio [mm]</td><td>22</td></tr> <tr><td>Number of Teeth/N° denti</td><td>20</td></tr> </table>	Diam./Diam. [mm]	200	Inner Diam./Diam. int. [mm]	140	Fitted Diam./Diam. montaggio [mm]	250	Centering Diam./Diam. centraggio [mm]	22	Number of Teeth/N° denti	20
Diam./Diam. [mm]	200												
Inner Diam./Diam. int. [mm]	140												
Fitted Diam./Diam. montaggio [mm]	250												
Centering Diam./Diam. centraggio [mm]	22												
Number of Teeth/N° denti	20												
KF-620		DAIHATSU - PIAGGIO	CF-607 \ SF-621 \ DF-618										
			<table border="1"> <tr><td>Diam./Diam. [mm]</td><td>190</td></tr> <tr><td>Inner Diam./Diam. int. [mm]</td><td>126</td></tr> <tr><td>Fitted Diam./Diam. montaggio [mm]</td><td>241</td></tr> <tr><td>Centering Diam./Diam. centraggio [mm]</td><td>22</td></tr> <tr><td>Number of Teeth/N° denti</td><td>20</td></tr> </table>	Diam./Diam. [mm]	190	Inner Diam./Diam. int. [mm]	126	Fitted Diam./Diam. montaggio [mm]	241	Centering Diam./Diam. centraggio [mm]	22	Number of Teeth/N° denti	20
Diam./Diam. [mm]	190												
Inner Diam./Diam. int. [mm]	126												
Fitted Diam./Diam. montaggio [mm]	241												
Centering Diam./Diam. centraggio [mm]	22												
Number of Teeth/N° denti	20												
KF-621		DAIHATSU	CF-607 \ SF-623 \ DF-615										
			<table border="1"> <tr><td>Diam./Diam. [mm]</td><td>190</td></tr> <tr><td>Inner Diam./Diam. int. [mm]</td><td>128</td></tr> <tr><td>Fitted Diam./Diam. montaggio [mm]</td><td>250</td></tr> <tr><td>Centering Diam./Diam. centraggio [mm]</td><td>22</td></tr> <tr><td>Number of Teeth/N° denti</td><td>20</td></tr> </table>	Diam./Diam. [mm]	190	Inner Diam./Diam. int. [mm]	128	Fitted Diam./Diam. montaggio [mm]	250	Centering Diam./Diam. centraggio [mm]	22	Number of Teeth/N° denti	20
Diam./Diam. [mm]	190												
Inner Diam./Diam. int. [mm]	128												
Fitted Diam./Diam. montaggio [mm]	250												
Centering Diam./Diam. centraggio [mm]	22												
Number of Teeth/N° denti	20												
KF-623		SUBARU - DAIHATSU	CF-601 \ SF-624 \ DF-623										
			<table border="1"> <tr><td>Diam./Diam. [mm]</td><td>180</td></tr> <tr><td>Inner Diam./Diam. int. [mm]</td><td>122</td></tr> <tr><td>Fitted Diam./Diam. montaggio [mm]</td><td>241</td></tr> <tr><td>Centering Diam./Diam. centraggio [mm]</td><td>22</td></tr> <tr><td>Number of Teeth/N° denti</td><td>20</td></tr> </table>	Diam./Diam. [mm]	180	Inner Diam./Diam. int. [mm]	122	Fitted Diam./Diam. montaggio [mm]	241	Centering Diam./Diam. centraggio [mm]	22	Number of Teeth/N° denti	20
Diam./Diam. [mm]	180												
Inner Diam./Diam. int. [mm]	122												
Fitted Diam./Diam. montaggio [mm]	241												
Centering Diam./Diam. centraggio [mm]	22												
Number of Teeth/N° denti	20												
KF-624		DAIHATSU	CF-601 \ SF-620 \ DF-698										
			<table border="1"> <tr><td>Diam./Diam. [mm]</td><td>180</td></tr> <tr><td>Inner Diam./Diam. int. [mm]</td><td>126</td></tr> <tr><td>Fitted Diam./Diam. montaggio [mm]</td><td>242</td></tr> <tr><td>Centering Diam./Diam. centraggio [mm]</td><td>22</td></tr> <tr><td>Number of Teeth/N° denti</td><td>20</td></tr> </table>	Diam./Diam. [mm]	180	Inner Diam./Diam. int. [mm]	126	Fitted Diam./Diam. montaggio [mm]	242	Centering Diam./Diam. centraggio [mm]	22	Number of Teeth/N° denti	20
Diam./Diam. [mm]	180												
Inner Diam./Diam. int. [mm]	126												
Fitted Diam./Diam. montaggio [mm]	242												
Centering Diam./Diam. centraggio [mm]	22												
Number of Teeth/N° denti	20												

KF-625	DAIHATSU	CF-607 \ SF-605 \ DF-607										
		<table border="1"> <tr><td>Diam./Diam. [mm]</td><td>190</td></tr> <tr><td>Inner Diam./Diam. int. [mm]</td><td>129</td></tr> <tr><td>Fitted Diam./Diam. montaggio [mm]</td><td>253</td></tr> <tr><td>Centering Diam./Diam. centraggio [mm]</td><td>22</td></tr> <tr><td>Number of Teeth/N° denti</td><td>20</td></tr> </table>	Diam./Diam. [mm]	190	Inner Diam./Diam. int. [mm]	129	Fitted Diam./Diam. montaggio [mm]	253	Centering Diam./Diam. centraggio [mm]	22	Number of Teeth/N° denti	20
Diam./Diam. [mm]	190											
Inner Diam./Diam. int. [mm]	129											
Fitted Diam./Diam. montaggio [mm]	253											
Centering Diam./Diam. centraggio [mm]	22											
Number of Teeth/N° denti	20											
KF-626	DAIHATSU	CF-607 \ SF-619 \ DF-613										
		<table border="1"> <tr><td>Diam./Diam. [mm]</td><td>170</td></tr> <tr><td>Inner Diam./Diam. int. [mm]</td><td>106</td></tr> <tr><td>Fitted Diam./Diam. montaggio [mm]</td><td>219</td></tr> <tr><td>Centering Diam./Diam. centraggio [mm]</td><td>22</td></tr> <tr><td>Number of Teeth/N° denti</td><td>20</td></tr> </table>	Diam./Diam. [mm]	170	Inner Diam./Diam. int. [mm]	106	Fitted Diam./Diam. montaggio [mm]	219	Centering Diam./Diam. centraggio [mm]	22	Number of Teeth/N° denti	20
Diam./Diam. [mm]	170											
Inner Diam./Diam. int. [mm]	106											
Fitted Diam./Diam. montaggio [mm]	219											
Centering Diam./Diam. centraggio [mm]	22											
Number of Teeth/N° denti	20											
KF-627	DAIHATSU	CF-605 \ SF-696 \ DF-696										
		<table border="1"> <tr><td>Diam./Diam. [mm]</td><td>180</td></tr> <tr><td>Inner Diam./Diam. int. [mm]</td><td>125</td></tr> <tr><td>Fitted Diam./Diam. montaggio [mm]</td><td>242</td></tr> <tr><td>Centering Diam./Diam. centraggio [mm]</td><td>22</td></tr> <tr><td>Number of Teeth/N° denti</td><td>20</td></tr> </table>	Diam./Diam. [mm]	180	Inner Diam./Diam. int. [mm]	125	Fitted Diam./Diam. montaggio [mm]	242	Centering Diam./Diam. centraggio [mm]	22	Number of Teeth/N° denti	20
Diam./Diam. [mm]	180											
Inner Diam./Diam. int. [mm]	125											
Fitted Diam./Diam. montaggio [mm]	242											
Centering Diam./Diam. centraggio [mm]	22											
Number of Teeth/N° denti	20											
KF-628	DAIHATSU	CF-605 \ SF-611 \ DF-698										
		<table border="1"> <tr><td>Diam./Diam. [mm]</td><td>180</td></tr> <tr><td>Inner Diam./Diam. int. [mm]</td><td>117</td></tr> <tr><td>Fitted Diam./Diam. montaggio [mm]</td><td>219</td></tr> <tr><td>Centering Diam./Diam. centraggio [mm]</td><td>22</td></tr> <tr><td>Number of Teeth/N° denti</td><td>20</td></tr> </table>	Diam./Diam. [mm]	180	Inner Diam./Diam. int. [mm]	117	Fitted Diam./Diam. montaggio [mm]	219	Centering Diam./Diam. centraggio [mm]	22	Number of Teeth/N° denti	20
Diam./Diam. [mm]	180											
Inner Diam./Diam. int. [mm]	117											
Fitted Diam./Diam. montaggio [mm]	219											
Centering Diam./Diam. centraggio [mm]	22											
Number of Teeth/N° denti	20											
KF-629	DAIHATSU	CF-609 \ SF-609 \ DF-698										
		<table border="1"> <tr><td>Diam./Diam. [mm]</td><td>180</td></tr> <tr><td>Inner Diam./Diam. int. [mm]</td><td>106</td></tr> <tr><td>Fitted Diam./Diam. montaggio [mm]</td><td>219</td></tr> <tr><td>Centering Diam./Diam. centraggio [mm]</td><td>22</td></tr> <tr><td>Number of Teeth/N° denti</td><td>20</td></tr> </table>	Diam./Diam. [mm]	180	Inner Diam./Diam. int. [mm]	106	Fitted Diam./Diam. montaggio [mm]	219	Centering Diam./Diam. centraggio [mm]	22	Number of Teeth/N° denti	20
Diam./Diam. [mm]	180											
Inner Diam./Diam. int. [mm]	106											
Fitted Diam./Diam. montaggio [mm]	219											
Centering Diam./Diam. centraggio [mm]	22											
Number of Teeth/N° denti	20											



KF-630		DAIHATSU	CF-204 \ SF-236 \ DF-216
		Diam./Diam. [mm]	200
		Inner Diam./Diam. int. [mm]	126
		Fitted Diam./Diam. montaggio [mm]	255
		Centering Diam./Diam. centraggio [mm]	24
		Number of Teeth/N° denti	21
KF-631		DAIHATSU	CF-605 \ SF-620 \ DF-615
		Diam./Diam. [mm]	190
		Inner Diam./Diam. int. [mm]	126
		Fitted Diam./Diam. montaggio [mm]	242
		Centering Diam./Diam. centraggio [mm]	22
		Number of Teeth/N° denti	20
KF-632		DAIHATSU	CF-605 \ SF-616 \ DF-616
		Diam./Diam. [mm]	160
		Inner Diam./Diam. int. [mm]	107
		Fitted Diam./Diam. montaggio [mm]	219
		Centering Diam./Diam. centraggio [mm]	19
		Number of Teeth/N° denti	18
KF-633		DAIHATSU	CF-605 \ SF-616 \ DF-620
		Diam./Diam. [mm]	170
		Inner Diam./Diam. int. [mm]	107
		Fitted Diam./Diam. montaggio [mm]	219
		Centering Diam./Diam. centraggio [mm]	20
		Number of Teeth/N° denti	18
KF-635		DAIHATSU	CF-201 \ SF-296 \ DF-227
		Diam./Diam. [mm]	225
		Inner Diam./Diam. int. [mm]	140
		Fitted Diam./Diam. montaggio [mm]	281
		Centering Diam./Diam. centraggio [mm]	29
		Number of Teeth/N° denti	21



KF-636		DAIHATSU		CF-609 \ SF-613 \ DF-614	
				Diam./Diam. [mm]	200
				Inner Diam./Diam. int. [mm]	129
				Fitted Diam./Diam. montaggio [mm]	252
				Centering Diam./Diam. centraggio [mm]	22
				Number of Teeth/N° denti	20
KF-638		DAIHATSU		CF-605 \ SF-698 \ DF-693	
				Diam./Diam. [mm]	170
				Inner Diam./Diam. int. [mm]	118
				Fitted Diam./Diam. montaggio [mm]	215
				Centering Diam./Diam. centraggio [mm]	20
				Number of Teeth/N° denti	18
KF-639		DAIHATSU		CF-201 \ SF-277 \ DF-246	
				Diam./Diam. [mm]	235
				Inner Diam./Diam. int. [mm]	149
				Fitted Diam./Diam. montaggio [mm]	292
				Centering Diam./Diam. centraggio [mm]	29
				Number of Teeth/N° denti	21
KF-640		DAIHATSU		CF-601 \ SF-620 \ DF-615	
				Diam./Diam. [mm]	190
				Inner Diam./Diam. int. [mm]	126
				Fitted Diam./Diam. montaggio [mm]	242
				Centering Diam./Diam. centraggio [mm]	22
				Number of Teeth/N° denti	20
KF-641		DAIHATSU		CF-607 \ SF-611 \ DF-697	
				Diam./Diam. [mm]	180
				Inner Diam./Diam. int. [mm]	117
				Fitted Diam./Diam. montaggio [mm]	219
				Centering Diam./Diam. centraggio [mm]	20
				Number of Teeth/N° denti	18

KF-642		INNOCENTI	CF-600 \ SF-614 \ DF-616
		Diam./Diam. [mm]	160
		Inner Diam./Diam. int. [mm]	107
		Fitted Diam./Diam. montaggio [mm]	219
		Centering Diam./Diam. centraggio [mm]	20
		Number of Teeth/N° denti	18
KF-643		INNOCENTI	CF-600 \ SF-601 \ DF-616
		Diam./Diam. [mm]	160
		Inner Diam./Diam. int. [mm]	110
		Fitted Diam./Diam. montaggio [mm]	195
		Centering Diam./Diam. centraggio [mm]	20
		Number of Teeth/N° denti	18
KF-646		INNOCENTI	CF-609 \ SF-609 \ DF-612
		Diam./Diam. [mm]	170
		Inner Diam./Diam. int. [mm]	106
		Fitted Diam./Diam. montaggio [mm]	220
		Centering Diam./Diam. centraggio [mm]	21
		Number of Teeth/N° denti	20
KF-648		INNOCENTI	CF-600 \ SF-616 \ DF-616
		Diam./Diam. [mm]	160
		Inner Diam./Diam. int. [mm]	107
		Fitted Diam./Diam. montaggio [mm]	219
		Centering Diam./Diam. centraggio [mm]	20
		Number of Teeth/N° denti	18
KF-649		DAIHATSU	CF-607 \ SF-617 \ DF-621
		Diam./Diam. [mm]	190
		Inner Diam./Diam. int. [mm]	126
		Fitted Diam./Diam. montaggio [mm]	241
		Centering Diam./Diam. centraggio [mm]	22
		Number of Teeth/N° denti	20



KF-698		DAIHATSU - PIAGGIO	CF-609 \ SF-611 \ DF-697
		Diam./Diam. [mm]	180
		Inner Diam./Diam. int. [mm]	117
		Fitted Diam./Diam. montaggio [mm]	219
		Centering Diam./Diam. centraggio [mm]	20
		Number of Teeth/N° denti	18
KF-699		PIAGGIO	CF-609 \ SF-611 \ DF-698
		Diam./Diam. [mm]	180
		Inner Diam./Diam. int. [mm]	117
		Fitted Diam./Diam. montaggio [mm]	219
		Centering Diam./Diam. centraggio [mm]	22
		Number of Teeth/N° denti	20
KF-700		SUBARU	CF-600 \ SF-700 \ DF-700
		Diam./Diam. [mm]	160
		Inner Diam./Diam. int. [mm]	107
		Fitted Diam./Diam. montaggio [mm]	204
		Centering Diam./Diam. centraggio [mm]	19,4
		Number of Teeth/N° denti	23
KF-701			CF-600 \ SF-703 \ DF-799
		Diam./Diam. [mm]	200
		Inner Diam./Diam. int. [mm]	128
		Fitted Diam./Diam. montaggio [mm]	244
		Centering Diam./Diam. centraggio [mm]	19
		Number of Teeth/N° denti	23
KF-702		SUBARU	CF-600 \ SF-703 \ DF-707
		Diam./Diam. [mm]	200
		Inner Diam./Diam. int. [mm]	128
		Fitted Diam./Diam. montaggio [mm]	244
		Centering Diam./Diam. centraggio [mm]	22
		Number of Teeth/N° denti	21

**KF-703 SUBARU CF-600 \ SF-704 \ DF-704**

		Diam./Diam. [mm]	180
		Inner Diam./Diam. int. [mm]	123
		Fitted Diam./Diam. montaggio [mm]	224
		Centering Diam./Diam. centraggio [mm]	19
		Number of Teeth/N° denti	23

**KF-704 SUBARU CF-703 \ SF-711 \ DF-708**

		Diam./Diam. [mm]	225
		Inner Diam./Diam. int. [mm]	147
		Fitted Diam./Diam. montaggio [mm]	287
		Centering Diam./Diam. centraggio [mm]	25
		Number of Teeth/N° denti	24

**KF-705 SUBARU CF-704 \ SF-712 \ DF-712**

		Diam./Diam. [mm]	200
		Inner Diam./Diam. int. [mm]	128
		Fitted Diam./Diam. montaggio [mm]	255
		Centering Diam./Diam. centraggio [mm]	22
		Number of Teeth/N° denti	21

**KF-707 SUBARU CF-600 \ SF-706 \ DF-704**

		Diam./Diam. [mm]	180
		Inner Diam./Diam. int. [mm]	117
		Fitted Diam./Diam. montaggio [mm]	227
		Centering Diam./Diam. centraggio [mm]	19
		Number of Teeth/N° denti	23

**KF-708 SUBARU CF-702 \ SF-707 \ DF-708**

		Diam./Diam. [mm]	225
		Inner Diam./Diam. int. [mm]	147
		Fitted Diam./Diam. montaggio [mm]	266
		Centering Diam./Diam. centraggio [mm]	25
		Number of Teeth/N° denti	24



KF-709		CF-703 \ SF-708 \ DF-708	
		Diam./Diam. [mm]	225
		Inner Diam./Diam. int. [mm]	148
		Fitted Diam./Diam. montaggio [mm]	277
		Centering Diam./Diam. centraggio [mm]	25
		Number of Teeth/N° denti	24
KF-710 SUBARU		CF-600 \ SF-701 \ DF-798	
		Diam./Diam. [mm]	180
		Inner Diam./Diam. int. [mm]	123
		Fitted Diam./Diam. montaggio [mm]	216
		Centering Diam./Diam. centraggio [mm]	19
		Number of Teeth/N° denti	23
KF-711 SUBARU		CF-703 \ SF-714 \ DF-795	
		Diam./Diam. [mm]	215
		Inner Diam./Diam. int. [mm]	143
		Fitted Diam./Diam. montaggio [mm]	271
		Centering Diam./Diam. centraggio [mm]	25
		Number of Teeth/N° denti	24
KF-713 SUBARU		CF-703 \ SF-710 \ DF-708	
		Diam./Diam. [mm]	225
		Inner Diam./Diam. int. [mm]	148
		Fitted Diam./Diam. montaggio [mm]	277
		Centering Diam./Diam. centraggio [mm]	25
		Number of Teeth/N° denti	24
KF-714 SUBARU		CF-799 \ SF-799 \ DF-797	
		Diam./Diam. [mm]	160
		Inner Diam./Diam. int. [mm]	108
		Fitted Diam./Diam. montaggio [mm]	204
		Centering Diam./Diam. centraggio [mm]	19
		Number of Teeth/N° denti	23

KF-715		SUBARU	CF-705 \ SF-710 \ DF-708
		Diam./Diam. [mm]	225
		Inner Diam./Diam. int. [mm]	148
		Fitted Diam./Diam. montaggio [mm]	277
		Centering Diam./Diam. centraggio [mm]	25
		Number of Teeth/N° denti	24
KF-716		SUBARU	CF-799 \ SF-698 \ DF-796
		Diam./Diam. [mm]	170
		Inner Diam./Diam. int. [mm]	118
		Fitted Diam./Diam. montaggio [mm]	216
		Centering Diam./Diam. centraggio [mm]	19
		Number of Teeth/N° denti	23
KF-717			CF-702 \ SF-797 \ DF-708
		Diam./Diam. [mm]	225
		Inner Diam./Diam. int. [mm]	147
		Fitted Diam./Diam. montaggio [mm]	266
		Centering Diam./Diam. centraggio [mm]	25
		Number of Teeth/N° denti	24
KF-718		SUBARU	CF-703 \ SF-715 \ DF-713
		Diam./Diam. [mm]	225
		Inner Diam./Diam. int. [mm]	144
		Fitted Diam./Diam. montaggio [mm]	284
		Centering Diam./Diam. centraggio [mm]	25
		Number of Teeth/N° denti	24
KF-719		SUBARU	CF-703 \ SF-715 \ DF-715
		Diam./Diam. [mm]	225
		Inner Diam./Diam. int. [mm]	144
		Fitted Diam./Diam. montaggio [mm]	284
		Centering Diam./Diam. centraggio [mm]	25
		Number of Teeth/N° denti	24

KF-720	SUBARU	CF-509 \ SF-713 \ DF-714										
		<table border="1"> <tr><td>Diam./Diam. [mm]</td><td>230</td></tr> <tr><td>Inner Diam./Diam. int. [mm]</td><td>148</td></tr> <tr><td>Fitted Diam./Diam. montaggio [mm]</td><td>277</td></tr> <tr><td>Centering Diam./Diam. centraggio [mm]</td><td>25</td></tr> <tr><td>Number of Teeth/N° denti</td><td>24</td></tr> </table>	Diam./Diam. [mm]	230	Inner Diam./Diam. int. [mm]	148	Fitted Diam./Diam. montaggio [mm]	277	Centering Diam./Diam. centraggio [mm]	25	Number of Teeth/N° denti	24
Diam./Diam. [mm]	230											
Inner Diam./Diam. int. [mm]	148											
Fitted Diam./Diam. montaggio [mm]	277											
Centering Diam./Diam. centraggio [mm]	25											
Number of Teeth/N° denti	24											
KF-721	SUBARU	CF-700 \ SF-702 \ DF-716										
		<table border="1"> <tr><td>Diam./Diam. [mm]</td><td>225</td></tr> <tr><td>Inner Diam./Diam. int. [mm]</td><td>156</td></tr> <tr><td>Fitted Diam./Diam. montaggio [mm]</td><td>270</td></tr> <tr><td>Centering Diam./Diam. centraggio [mm]</td><td>25</td></tr> <tr><td>Number of Teeth/N° denti</td><td>24</td></tr> </table>	Diam./Diam. [mm]	225	Inner Diam./Diam. int. [mm]	156	Fitted Diam./Diam. montaggio [mm]	270	Centering Diam./Diam. centraggio [mm]	25	Number of Teeth/N° denti	24
Diam./Diam. [mm]	225											
Inner Diam./Diam. int. [mm]	156											
Fitted Diam./Diam. montaggio [mm]	270											
Centering Diam./Diam. centraggio [mm]	25											
Number of Teeth/N° denti	24											
KF-722	SUBARU	CF-707 \ SF-709 \ DF-717										
		<table border="1"> <tr><td>Diam./Diam. [mm]</td><td>240</td></tr> <tr><td>Inner Diam./Diam. int. [mm]</td><td>155</td></tr> <tr><td>Fitted Diam./Diam. montaggio [mm]</td><td>276</td></tr> <tr><td>Centering Diam./Diam. centraggio [mm]</td><td>25</td></tr> <tr><td>Number of Teeth/N° denti</td><td>24</td></tr> </table>	Diam./Diam. [mm]	240	Inner Diam./Diam. int. [mm]	155	Fitted Diam./Diam. montaggio [mm]	276	Centering Diam./Diam. centraggio [mm]	25	Number of Teeth/N° denti	24
Diam./Diam. [mm]	240											
Inner Diam./Diam. int. [mm]	155											
Fitted Diam./Diam. montaggio [mm]	276											
Centering Diam./Diam. centraggio [mm]	25											
Number of Teeth/N° denti	24											
KF-723	SUBARU											
		<table border="1"> <tr><td>Diam./Diam. [mm]</td><td>240</td></tr> <tr><td>Inner Diam./Diam. int. [mm]</td><td>152</td></tr> <tr><td>Fitted Diam./Diam. montaggio [mm]</td><td>295</td></tr> <tr><td>Centering Diam./Diam. centraggio [mm]</td><td>25</td></tr> <tr><td>Number of Teeth/N° denti</td><td>24</td></tr> </table>	Diam./Diam. [mm]	240	Inner Diam./Diam. int. [mm]	152	Fitted Diam./Diam. montaggio [mm]	295	Centering Diam./Diam. centraggio [mm]	25	Number of Teeth/N° denti	24
Diam./Diam. [mm]	240											
Inner Diam./Diam. int. [mm]	152											
Fitted Diam./Diam. montaggio [mm]	295											
Centering Diam./Diam. centraggio [mm]	25											
Number of Teeth/N° denti	24											
KF-800	SUZUKI	CF-500 \ SF-800 \ DF-801										
		<table border="1"> <tr><td>Diam./Diam. [mm]</td><td>180</td></tr> <tr><td>Inner Diam./Diam. int. [mm]</td><td>118</td></tr> <tr><td>Fitted Diam./Diam. montaggio [mm]</td><td>230</td></tr> <tr><td>Centering Diam./Diam. centraggio [mm]</td><td>20</td></tr> <tr><td>Number of Teeth/N° denti</td><td>18</td></tr> </table>	Diam./Diam. [mm]	180	Inner Diam./Diam. int. [mm]	118	Fitted Diam./Diam. montaggio [mm]	230	Centering Diam./Diam. centraggio [mm]	20	Number of Teeth/N° denti	18
Diam./Diam. [mm]	180											
Inner Diam./Diam. int. [mm]	118											
Fitted Diam./Diam. montaggio [mm]	230											
Centering Diam./Diam. centraggio [mm]	20											
Number of Teeth/N° denti	18											



KF-801		SUZUKI	CF-500 \ SF-803 \ DF-801
		Diam./Diam. [mm]	180
		Inner Diam./Diam. int. [mm]	120
		Fitted Diam./Diam. montaggio [mm]	218,4
		Centering Diam./Diam. centraggio [mm]	20
		Number of Teeth/N° denti	18
KF-802		SUZUKI	CF-802 \ SF-809 \ DF-806
		Diam./Diam. [mm]	160
		Inner Diam./Diam. int. [mm]	108
		Fitted Diam./Diam. montaggio [mm]	219
		Centering Diam./Diam. centraggio [mm]	19
		Number of Teeth/N° denti	18
KF-803		SUZUKI - MARUTI	CF-600 \ SF-802 \ DF-802
		Diam./Diam. [mm]	160
		Inner Diam./Diam. int. [mm]	108
		Fitted Diam./Diam. montaggio [mm]	205
		Centering Diam./Diam. centraggio [mm]	17
		Number of Teeth/N° denti	32
KF-804		SUZUKI	CF-803 \ SF-801 \ DF-801
		Diam./Diam. [mm]	180
		Inner Diam./Diam. int. [mm]	118
		Fitted Diam./Diam. montaggio [mm]	230
		Centering Diam./Diam. centraggio [mm]	20
		Number of Teeth/N° denti	18
KF-805		SUZUKI	CF-803 \ SF-807 \ DF-807
		Diam./Diam. [mm]	190
		Inner Diam./Diam. int. [mm]	130
		Fitted Diam./Diam. montaggio [mm]	243
		Centering Diam./Diam. centraggio [mm]	22
		Number of Teeth/N° denti	20


KF-806		CF-803 \ SF-800 \ DF-801	
		Diam./Diam. [mm]	180
		Inner Diam./Diam. int. [mm]	118
		Fitted Diam./Diam. montaggio [mm]	230
		Centering Diam./Diam. centraggio [mm]	20
		Number of Teeth/N° denti	18
KF-807		SUZUKI	CF-802 \ SF-805 \ DF-805
		Diam./Diam. [mm]	190
		Inner Diam./Diam. int. [mm]	126
		Fitted Diam./Diam. montaggio [mm]	241
		Centering Diam./Diam. centraggio [mm]	19
		Number of Teeth/N° denti	18
KF-808		SUZUKI	CF-803 \ SF-808 \ DF-810
		Diam./Diam. [mm]	200
		Inner Diam./Diam. int. [mm]	138
		Fitted Diam./Diam. montaggio [mm]	264
		Centering Diam./Diam. centraggio [mm]	22
		Number of Teeth/N° denti	20
KF-809		SUZUKI	CF-900 \ SF-803 \ DF-801
		Diam./Diam. [mm]	180
		Inner Diam./Diam. int. [mm]	120
		Fitted Diam./Diam. montaggio [mm]	218
		Centering Diam./Diam. centraggio [mm]	20
		Number of Teeth/N° denti	18
KF-813		SUZUKI - BEDFORD	CF-803 \ SF-803 \ DF-801
		Diam./Diam. [mm]	180
		Inner Diam./Diam. int. [mm]	120
		Fitted Diam./Diam. montaggio [mm]	218
		Centering Diam./Diam. centraggio [mm]	20
		Number of Teeth/N° denti	18




KF-814		SUZUKI	CF-500 \ SF-801 \ DF-801										
		<table border="1"> <tr><td>Diam./Diam. [mm]</td><td>180</td></tr> <tr><td>Inner Diam./Diam. int. [mm]</td><td>118</td></tr> <tr><td>Fitted Diam./Diam. montaggio [mm]</td><td>230</td></tr> <tr><td>Centering Diam./Diam. centraggio [mm]</td><td>20</td></tr> <tr><td>Number of Teeth/N° denti</td><td>18</td></tr> </table>		Diam./Diam. [mm]	180	Inner Diam./Diam. int. [mm]	118	Fitted Diam./Diam. montaggio [mm]	230	Centering Diam./Diam. centraggio [mm]	20	Number of Teeth/N° denti	18
Diam./Diam. [mm]	180												
Inner Diam./Diam. int. [mm]	118												
Fitted Diam./Diam. montaggio [mm]	230												
Centering Diam./Diam. centraggio [mm]	20												
Number of Teeth/N° denti	18												
KF-815		SUZUKI											
		<table border="1"> <tr><td>Diam./Diam. [mm]</td><td>225</td></tr> <tr><td>Inner Diam./Diam. int. [mm]</td><td>154,6</td></tr> <tr><td>Fitted Diam./Diam. montaggio [mm]</td><td>279,5</td></tr> <tr><td>Centering Diam./Diam. centraggio [mm]</td><td>23</td></tr> <tr><td>Number of Teeth/N° denti</td><td>20</td></tr> </table>		Diam./Diam. [mm]	225	Inner Diam./Diam. int. [mm]	154,6	Fitted Diam./Diam. montaggio [mm]	279,5	Centering Diam./Diam. centraggio [mm]	23	Number of Teeth/N° denti	20
Diam./Diam. [mm]	225												
Inner Diam./Diam. int. [mm]	154,6												
Fitted Diam./Diam. montaggio [mm]	279,5												
Centering Diam./Diam. centraggio [mm]	23												
Number of Teeth/N° denti	20												
KF-817		SUZUKI	CF-816 \ SF-817 \ DF-818										
		<table border="1"> <tr><td>Diam./Diam. [mm]</td><td>225</td></tr> <tr><td>Inner Diam./Diam. int. [mm]</td><td>140</td></tr> <tr><td>Fitted Diam./Diam. montaggio [mm]</td><td>277</td></tr> <tr><td>Centering Diam./Diam. centraggio [mm]</td><td>29</td></tr> <tr><td>Number of Teeth/N° denti</td><td>21</td></tr> </table>		Diam./Diam. [mm]	225	Inner Diam./Diam. int. [mm]	140	Fitted Diam./Diam. montaggio [mm]	277	Centering Diam./Diam. centraggio [mm]	29	Number of Teeth/N° denti	21
Diam./Diam. [mm]	225												
Inner Diam./Diam. int. [mm]	140												
Fitted Diam./Diam. montaggio [mm]	277												
Centering Diam./Diam. centraggio [mm]	29												
Number of Teeth/N° denti	21												
KF-818			CF-802 \ SF-809 \ DF-357										
		<table border="1"> <tr><td>Diam./Diam. [mm]</td><td>170</td></tr> <tr><td>Inner Diam./Diam. int. [mm]</td><td>108</td></tr> <tr><td>Fitted Diam./Diam. montaggio [mm]</td><td>219</td></tr> <tr><td>Centering Diam./Diam. centraggio [mm]</td><td>19</td></tr> <tr><td>Number of Teeth/N° denti</td><td>18</td></tr> </table>		Diam./Diam. [mm]	170	Inner Diam./Diam. int. [mm]	108	Fitted Diam./Diam. montaggio [mm]	219	Centering Diam./Diam. centraggio [mm]	19	Number of Teeth/N° denti	18
Diam./Diam. [mm]	170												
Inner Diam./Diam. int. [mm]	108												
Fitted Diam./Diam. montaggio [mm]	219												
Centering Diam./Diam. centraggio [mm]	19												
Number of Teeth/N° denti	18												
KF-819		SUZUKI	CF-802 \ SF-809 \ DF-812										
		<table border="1"> <tr><td>Diam./Diam. [mm]</td><td>170</td></tr> <tr><td>Inner Diam./Diam. int. [mm]</td><td>108</td></tr> <tr><td>Fitted Diam./Diam. montaggio [mm]</td><td>219</td></tr> <tr><td>Centering Diam./Diam. centraggio [mm]</td><td>20</td></tr> <tr><td>Number of Teeth/N° denti</td><td>18</td></tr> </table>		Diam./Diam. [mm]	170	Inner Diam./Diam. int. [mm]	108	Fitted Diam./Diam. montaggio [mm]	219	Centering Diam./Diam. centraggio [mm]	20	Number of Teeth/N° denti	18
Diam./Diam. [mm]	170												
Inner Diam./Diam. int. [mm]	108												
Fitted Diam./Diam. montaggio [mm]	219												
Centering Diam./Diam. centraggio [mm]	20												
Number of Teeth/N° denti	18												

KF-820	SUZUKI	CF-803 \ SF-813 \ DF-813	
		Diam./Diam. [mm]	200
		Inner Diam./Diam. int. [mm]	128
		Fitted Diam./Diam. montaggio [mm]	248
		Centering Diam./Diam. centraggio [mm]	22
		Number of Teeth/N° denti	20

KF-822	SUBARU - SUZUKI	CF-803 \ SF-813 \ DF-810	
		Diam./Diam. [mm]	200
		Inner Diam./Diam. int. [mm]	128
		Fitted Diam./Diam. montaggio [mm]	248
		Centering Diam./Diam. centraggio [mm]	22
		Number of Teeth/N° denti	20

KF-823	SUZUKI	CF-293 \ SF-898 \ DF-898	
		Diam./Diam. [mm]	225
		Inner Diam./Diam. int. [mm]	140
		Fitted Diam./Diam. montaggio [mm]	283
		Centering Diam./Diam. centraggio [mm]	22
		Number of Teeth/N° denti	20

KF-824	SUZUKI		
		Diam./Diam. [mm]	240
		Inner Diam./Diam. int. [mm]	171
		Fitted Diam./Diam. montaggio [mm]	287
		Centering Diam./Diam. centraggio [mm]	30
		Number of Teeth/N° denti	21



KF-825	SUZUKI	CF-803 \ SF-899 \ DF-814	
		Diam./Diam. [mm]	215
		Inner Diam./Diam. int. [mm]	138
		Fitted Diam./Diam. montaggio [mm]	264
		Centering Diam./Diam. centraggio [mm]	22
		Number of Teeth/N° denti	20



KF-826		SUZUKI	CF-802 \ SF-818 \ DF-819
		Diam./Diam. [mm]	180
		Inner Diam./Diam. int. [mm]	108
		Fitted Diam./Diam. montaggio [mm]	216
		Centering Diam./Diam. centraggio [mm]	20
		Number of Teeth/N° denti	18
KF-827		OPEL - SUBARU - SUZUKI	CF-800 \ SF-805 \ DF-899
		Diam./Diam. [mm]	190
		Inner Diam./Diam. int. [mm]	126
		Fitted Diam./Diam. montaggio [mm]	241
		Centering Diam./Diam. centraggio [mm]	19
		Number of Teeth/N° denti	18
KF-828		SUZUKI	CF-803 \ SF-810 \ DF-810
		Diam./Diam. [mm]	200
		Inner Diam./Diam. int. [mm]	128
		Fitted Diam./Diam. montaggio [mm]	248
		Centering Diam./Diam. centraggio [mm]	22
		Number of Teeth/N° denti	20
KF-830		SUZUKI	CF-816 \ SF-816 \ DF-817
		Diam./Diam. [mm]	225
		Inner Diam./Diam. int. [mm]	149
		Fitted Diam./Diam. montaggio [mm]	280
		Centering Diam./Diam. centraggio [mm]	22
		Number of Teeth/N° denti	20
KF-831		SUZUKI	CF-808 \ SF-814 \ DF-807
		Diam./Diam. [mm]	190
		Inner Diam./Diam. int. [mm]	126
		Fitted Diam./Diam. montaggio [mm]	241
		Centering Diam./Diam. centraggio [mm]	22
		Number of Teeth/N° denti	20





KF-832	SUZUKI	CF-816 \ SF-899 \ DF-814
		
		Diam./Diam. [mm] 215
		Inner Diam./Diam. int. [mm] 138
		Fitted Diam./Diam. montaggio [mm] 264
		Centering Diam./Diam. centraggio [mm] 22
		Number of Teeth/N° denti 20

KF-833	SUZUKI	CF-803 \ SF-812 \ DF-810
		
		Diam./Diam. [mm] 200
		Inner Diam./Diam. int. [mm] 128
		Fitted Diam./Diam. montaggio [mm] 248
		Centering Diam./Diam. centraggio [mm] 22
		Number of Teeth/N° denti 20

KF-834	SUZUKI	CF-804 \ SF-821 \ DF-811
		
		Diam./Diam. [mm] 215
		Inner Diam./Diam. int. [mm] 147
		Fitted Diam./Diam. montaggio [mm] 247
		Centering Diam./Diam. centraggio [mm] 19
		Number of Teeth/N° denti 14
		With Bearing Hydraulic \ Con Cuscinetto Idraulico

KF-835	FIAT - SUZUKI	CF-805 \ SF-822 \ DF-821
		
		Diam./Diam. [mm] 200
		Inner Diam./Diam. int. [mm] 140
		Fitted Diam./Diam. montaggio [mm] 248
		Centering Diam./Diam. centraggio [mm] 22
		Number of Teeth/N° denti 20
		With Bearing Hydraulic \ Con Cuscinetto Idraulico

KF-836	SUZUKI - FIAT	CF-805 \ SF-823
		
		Diam./Diam. [mm] 235
		Inner Diam./Diam. int. [mm] 155
		Fitted Diam./Diam. montaggio [mm] 275
		Centering Diam./Diam. centraggio [mm] 23
		Number of Teeth/N° denti 20
		With Bearing Hydraulic \ Con Cuscinetto Idraulico

**KF-837 SUZUKI CF-806 \ SF-821 \ DF-811**

		Diam./Diam. [mm]	215
		Inner Diam./Diam. int. [mm]	147
		Fitted Diam./Diam. montaggio [mm]	247
		Centering Diam./Diam. centraggio [mm]	19
		Number of Teeth/N° denti	14

**KF-838 SUZUKI CF-801 \ SF-824 \ DF-804**

		Diam./Diam. [mm]	215
		Inner Diam./Diam. int. [mm]	148
		Fitted Diam./Diam. montaggio [mm]	264
		Centering Diam./Diam. centraggio [mm]	29
		Number of Teeth/N° denti	21
<b>With Bearing Hydraulic \ Con Cuscinetto Idraulico</b>			

**KF-839 SUZUKI CF-816 \ SF-820 \ DF-568**

		Diam./Diam. [mm]	215
		Inner Diam./Diam. int. [mm]	133
		Fitted Diam./Diam. montaggio [mm]	249
		Centering Diam./Diam. centraggio [mm]	22
		Number of Teeth/N° denti	26

**KF-840 SUZUKI**



		Diam./Diam. [mm]	240
		Inner Diam./Diam. int. [mm]	152
		Fitted Diam./Diam. montaggio [mm]	294
		Centering Diam./Diam. centraggio [mm]	29
		Number of Teeth/N° denti	21



**KF-841 SUZUKI CF-805 \ SF-827**

		Diam./Diam. [mm]	215
		Inner Diam./Diam. int. [mm]	144
		Fitted Diam./Diam. montaggio [mm]	247
		Centering Diam./Diam. centraggio [mm]	22
		Number of Teeth/N° denti	20
<b>With Bearing Hydraulic \ Con Cuscinetto Idraulico</b>			





KF-842	SUZUKI	CF-816 \ SF-825 \ DF-822										
		<table border="1"> <tr><td>Diam./Diam. [mm]</td><td>215</td></tr> <tr><td>Inner Diam./Diam. int. [mm]</td><td>145</td></tr> <tr><td>Fitted Diam./Diam. montaggio [mm]</td><td>263</td></tr> <tr><td>Centering Diam./Diam. centraggio [mm]</td><td>22</td></tr> <tr><td>Number of Teeth/N° denti</td><td>26</td></tr> </table>	Diam./Diam. [mm]	215	Inner Diam./Diam. int. [mm]	145	Fitted Diam./Diam. montaggio [mm]	263	Centering Diam./Diam. centraggio [mm]	22	Number of Teeth/N° denti	26
Diam./Diam. [mm]	215											
Inner Diam./Diam. int. [mm]	145											
Fitted Diam./Diam. montaggio [mm]	263											
Centering Diam./Diam. centraggio [mm]	22											
Number of Teeth/N° denti	26											
KF-843	NISSAN - SUZUKI	CF-818 \ SF-826 \ DF-823										
		<table border="1"> <tr><td>Diam./Diam. [mm]</td><td>190</td></tr> <tr><td>Inner Diam./Diam. int. [mm]</td><td>126</td></tr> <tr><td>Fitted Diam./Diam. montaggio [mm]</td><td>227</td></tr> <tr><td>Centering Diam./Diam. centraggio [mm]</td><td>19</td></tr> <tr><td>Number of Teeth/N° denti</td><td>18</td></tr> </table>	Diam./Diam. [mm]	190	Inner Diam./Diam. int. [mm]	126	Fitted Diam./Diam. montaggio [mm]	227	Centering Diam./Diam. centraggio [mm]	19	Number of Teeth/N° denti	18
Diam./Diam. [mm]	190											
Inner Diam./Diam. int. [mm]	126											
Fitted Diam./Diam. montaggio [mm]	227											
Centering Diam./Diam. centraggio [mm]	19											
Number of Teeth/N° denti	18											
KF-844	SUZUKI											
		<table border="1"> <tr><td>Diam./Diam. [mm]</td><td>170</td></tr> <tr><td>Inner Diam./Diam. int. [mm]</td><td>109</td></tr> <tr><td>Fitted Diam./Diam. montaggio [mm]</td><td>217</td></tr> <tr><td>Centering Diam./Diam. centraggio [mm]</td><td>19</td></tr> <tr><td>Number of Teeth/N° denti</td><td>18</td></tr> </table>	Diam./Diam. [mm]	170	Inner Diam./Diam. int. [mm]	109	Fitted Diam./Diam. montaggio [mm]	217	Centering Diam./Diam. centraggio [mm]	19	Number of Teeth/N° denti	18
Diam./Diam. [mm]	170											
Inner Diam./Diam. int. [mm]	109											
Fitted Diam./Diam. montaggio [mm]	217											
Centering Diam./Diam. centraggio [mm]	19											
Number of Teeth/N° denti	18											
KF-845	SUZUKI											
		<table border="1"> <tr><td>Diam./Diam. [mm]</td><td>225</td></tr> <tr><td>Inner Diam./Diam. int. [mm]</td><td>145</td></tr> <tr><td>Fitted Diam./Diam. montaggio [mm]</td><td>282</td></tr> <tr><td>Centering Diam./Diam. centraggio [mm]</td><td>30</td></tr> <tr><td>Number of Teeth/N° denti</td><td>21</td></tr> </table>	Diam./Diam. [mm]	225	Inner Diam./Diam. int. [mm]	145	Fitted Diam./Diam. montaggio [mm]	282	Centering Diam./Diam. centraggio [mm]	30	Number of Teeth/N° denti	21
Diam./Diam. [mm]	225											
Inner Diam./Diam. int. [mm]	145											
Fitted Diam./Diam. montaggio [mm]	282											
Centering Diam./Diam. centraggio [mm]	30											
Number of Teeth/N° denti	21											
KF-890	SUZUKI											
		<table border="1"> <tr><td>Diam./Diam. [mm]</td><td>200</td></tr> <tr><td>Inner Diam./Diam. int. [mm]</td><td>132</td></tr> <tr><td>Fitted Diam./Diam. montaggio [mm]</td><td>252</td></tr> <tr><td>Centering Diam./Diam. centraggio [mm]</td><td>23</td></tr> <tr><td>Number of Teeth/N° denti</td><td>20</td></tr> </table>	Diam./Diam. [mm]	200	Inner Diam./Diam. int. [mm]	132	Fitted Diam./Diam. montaggio [mm]	252	Centering Diam./Diam. centraggio [mm]	23	Number of Teeth/N° denti	20
Diam./Diam. [mm]	200											
Inner Diam./Diam. int. [mm]	132											
Fitted Diam./Diam. montaggio [mm]	252											
Centering Diam./Diam. centraggio [mm]	23											
Number of Teeth/N° denti	20											

KF-891		SUZUKI	
		Diam./Diam. [mm]	200
		Inner Diam./Diam. int. [mm]	132
		Fitted Diam./Diam. montaggio [mm]	235
		Centering Diam./Diam. centraggio [mm]	23
		Number of Teeth/N° denti	20

KF-894		SUZUKI		CF-803 \ SF-894 \ DF-801	
		Diam./Diam. [mm]	180		
		Inner Diam./Diam. int. [mm]	125		
		Fitted Diam./Diam. montaggio [mm]	224		
		Centering Diam./Diam. centraggio [mm]	20		
		Number of Teeth/N° denti	18		

KF-895		SUZUKI		CF-803 \ SF-895 \ DF-808	
		Diam./Diam. [mm]	190		
		Inner Diam./Diam. int. [mm]	132		
		Fitted Diam./Diam. montaggio [mm]	238		
		Centering Diam./Diam. centraggio [mm]	23		
		Number of Teeth/N° denti	20		

KF-900		BEDFORD - ISUZU		CF-500 \ SF-900 \ DF-900	
		Diam./Diam. [mm]	200		
		Inner Diam./Diam. int. [mm]	128		
		Fitted Diam./Diam. montaggio [mm]	257		
		Centering Diam./Diam. centraggio [mm]	25,4		
		Number of Teeth/N° denti	24		

KF-902		BEDFORD - ISUZU		CF-500 \ SF-902 \ DF-901	
		Diam./Diam. [mm]	215		
		Inner Diam./Diam. int. [mm]	138		
		Fitted Diam./Diam. montaggio [mm]	270		
		Centering Diam./Diam. centraggio [mm]	25		
		Number of Teeth/N° denti	24		

KF-903		ISUZU - MITSUBISHI	CF-500 \ SF-903 \ DF-901
		Diam./Diam. [mm]	215
		Inner Diam./Diam. int. [mm]	138
		Fitted Diam./Diam. montaggio [mm]	270
		Centering Diam./Diam. centraggio [mm]	25
		Number of Teeth/N° denti	24
KF-904		ISUZU - BEDFORD - OPEL - SSANGYONG	CF-500 \ SF-997 \ DF-901
		Diam./Diam. [mm]	215
		Inner Diam./Diam. int. [mm]	138
		Fitted Diam./Diam. montaggio [mm]	270
		Centering Diam./Diam. centraggio [mm]	25
		Number of Teeth/N° denti	24
KF-905			CF-999 \ SF-906 \ DF-990
		Diam./Diam. [mm]	240
		Inner Diam./Diam. int. [mm]	155
		Fitted Diam./Diam. montaggio [mm]	298
		Centering Diam./Diam. centraggio [mm]	25
		Number of Teeth/N° denti	24
KF-906		ISUZU - BEDFORD	CF-900 \ SF-903 \ DF-901
		Diam./Diam. [mm]	215
		Inner Diam./Diam. int. [mm]	138
		Fitted Diam./Diam. montaggio [mm]	270
		Centering Diam./Diam. centraggio [mm]	25
		Number of Teeth/N° denti	24
KF-907		BEDFORD - OPEL - ISUZU	CF-900 \ SF-903 \ DF-901
		Diam./Diam. [mm]	215
		Inner Diam./Diam. int. [mm]	138
		Fitted Diam./Diam. montaggio [mm]	270
		Centering Diam./Diam. centraggio [mm]	25
		Number of Teeth/N° denti	24



KF-908		ISUZU - OPEL	CF-907 \ SF-907 \ DF-907	
		Diam./Diam. [mm]	185	
		Inner Diam./Diam. int. [mm]	128	
		Fitted Diam./Diam. montaggio [mm]	242	
		Centering Diam./Diam. centraggio [mm]	25	
		Number of Teeth/N° denti	14	
KF-909		ISUZU - DAIHATSU - OPEL	CF-900 \ SF-996 \ DF-996	
		Diam./Diam. [mm]	225	
		Inner Diam./Diam. int. [mm]	136	
		Fitted Diam./Diam. montaggio [mm]	265	
		Centering Diam./Diam. centraggio [mm]	25	
		Number of Teeth/N° denti	24	
KF-911		ISUZU	CF-902 \ SF-909 \ DF-906	
			Diam./Diam. [mm]	300
			Inner Diam./Diam. int. [mm]	190
		Fitted Diam./Diam. montaggio [mm]	372	
		Centering Diam./Diam. centraggio [mm]	36	
		Number of Teeth/N° denti	14	
KF-912		ISUZU	CF-903 \ SF-905 \ DF-909	
		Diam./Diam. [mm]	250	
		Inner Diam./Diam. int. [mm]	158	
		Fitted Diam./Diam. montaggio [mm]	297	
		Centering Diam./Diam. centraggio [mm]	25	
		Number of Teeth/N° denti	24	
KF-913		ISUZU	CF-906 \ SF-984 \ DF-980	
		Diam./Diam. [mm]	250	
		Inner Diam./Diam. int. [mm]	150	
		Fitted Diam./Diam. montaggio [mm]	297	
		Centering Diam./Diam. centraggio [mm]	25	
		Number of Teeth/N° denti	24	

KF-915	ISUZU - BEDFORD	CF-900 \ SF-997 \ DF-901												
		<table border="1"> <tr><td>Diam./Diam. [mm]</td><td>215</td></tr> <tr><td>Inner Diam./Diam. int. [mm]</td><td>138</td></tr> <tr><td>Fitted Diam./Diam. montaggio [mm]</td><td>270</td></tr> <tr><td>Centering Diam./Diam. centraggio [mm]</td><td>25</td></tr> <tr><td>Number of Teeth/N° denti</td><td>24</td></tr> </table>	Diam./Diam. [mm]	215	Inner Diam./Diam. int. [mm]	138	Fitted Diam./Diam. montaggio [mm]	270	Centering Diam./Diam. centraggio [mm]	25	Number of Teeth/N° denti	24		
Diam./Diam. [mm]	215													
Inner Diam./Diam. int. [mm]	138													
Fitted Diam./Diam. montaggio [mm]	270													
Centering Diam./Diam. centraggio [mm]	25													
Number of Teeth/N° denti	24													
KF-916	DODGE - JEEP - CHRYSLER	CF-510 \ SF-911												
		<table border="1"> <tr><td>Diam./Diam. [mm]</td><td>240</td></tr> <tr><td>Inner Diam./Diam. int. [mm]</td><td>154</td></tr> <tr><td>Fitted Diam./Diam. montaggio [mm]</td><td>275</td></tr> <tr><td>Centering Diam./Diam. centraggio [mm]</td><td>24</td></tr> <tr><td>Number of Teeth/N° denti</td><td>23</td></tr> <tr><td colspan="2" style="text-align: center;">With Bearing Hydraulic \ Con Cuscinetto Idraulico</td></tr> </table>	Diam./Diam. [mm]	240	Inner Diam./Diam. int. [mm]	154	Fitted Diam./Diam. montaggio [mm]	275	Centering Diam./Diam. centraggio [mm]	24	Number of Teeth/N° denti	23	With Bearing Hydraulic \ Con Cuscinetto Idraulico	
Diam./Diam. [mm]	240													
Inner Diam./Diam. int. [mm]	154													
Fitted Diam./Diam. montaggio [mm]	275													
Centering Diam./Diam. centraggio [mm]	24													
Number of Teeth/N° denti	23													
With Bearing Hydraulic \ Con Cuscinetto Idraulico														
KF-917	ISUZU	CF-901 \ SF-904 \ DF-902												
		<table border="1"> <tr><td>Diam./Diam. [mm]</td><td>275</td></tr> <tr><td>Inner Diam./Diam. int. [mm]</td><td>160</td></tr> <tr><td>Fitted Diam./Diam. montaggio [mm]</td><td>332</td></tr> <tr><td>Centering Diam./Diam. centraggio [mm]</td><td>25</td></tr> <tr><td>Number of Teeth/N° denti</td><td>24</td></tr> </table>	Diam./Diam. [mm]	275	Inner Diam./Diam. int. [mm]	160	Fitted Diam./Diam. montaggio [mm]	332	Centering Diam./Diam. centraggio [mm]	25	Number of Teeth/N° denti	24		
Diam./Diam. [mm]	275													
Inner Diam./Diam. int. [mm]	160													
Fitted Diam./Diam. montaggio [mm]	332													
Centering Diam./Diam. centraggio [mm]	25													
Number of Teeth/N° denti	24													
KF-918	ISUZU	CF-999 \ SF-906 \ DF-135												
		<table border="1"> <tr><td>Diam./Diam. [mm]</td><td>240</td></tr> <tr><td>Inner Diam./Diam. int. [mm]</td><td>155</td></tr> <tr><td>Fitted Diam./Diam. montaggio [mm]</td><td>298</td></tr> <tr><td>Centering Diam./Diam. centraggio [mm]</td><td>25</td></tr> <tr><td>Number of Teeth/N° denti</td><td>24</td></tr> </table>	Diam./Diam. [mm]	240	Inner Diam./Diam. int. [mm]	155	Fitted Diam./Diam. montaggio [mm]	298	Centering Diam./Diam. centraggio [mm]	25	Number of Teeth/N° denti	24		
Diam./Diam. [mm]	240													
Inner Diam./Diam. int. [mm]	155													
Fitted Diam./Diam. montaggio [mm]	298													
Centering Diam./Diam. centraggio [mm]	25													
Number of Teeth/N° denti	24													
KF-919	ISUZU	CF-392 \ SF-984 \ DF-980												
		<table border="1"> <tr><td>Diam./Diam. [mm]</td><td>250</td></tr> <tr><td>Inner Diam./Diam. int. [mm]</td><td>150</td></tr> <tr><td>Fitted Diam./Diam. montaggio [mm]</td><td>297</td></tr> <tr><td>Centering Diam./Diam. centraggio [mm]</td><td>25</td></tr> <tr><td>Number of Teeth/N° denti</td><td>24</td></tr> </table>	Diam./Diam. [mm]	250	Inner Diam./Diam. int. [mm]	150	Fitted Diam./Diam. montaggio [mm]	297	Centering Diam./Diam. centraggio [mm]	25	Number of Teeth/N° denti	24		
Diam./Diam. [mm]	250													
Inner Diam./Diam. int. [mm]	150													
Fitted Diam./Diam. montaggio [mm]	297													
Centering Diam./Diam. centraggio [mm]	25													
Number of Teeth/N° denti	24													



KF-920		ISUZU - OPEL	CF-999 \ SF-984 \ DF-980
		Diam./Diam. [mm]	250
		Inner Diam./Diam. int. [mm]	150
		Fitted Diam./Diam. montaggio [mm]	297
		Centering Diam./Diam. centraggio [mm]	25
		Number of Teeth/N° denti	24
KF-921		OPEL - ISUZU	
		Diam./Diam. [mm]	260
		Inner Diam./Diam. int. [mm]	148
		Fitted Diam./Diam. montaggio [mm]	331
		Centering Diam./Diam. centraggio [mm]	25
		Number of Teeth/N° denti	24
KF-922		ISUZU	CF-900 \ SF-903 \ DF-901
		Diam./Diam. [mm]	215
		Inner Diam./Diam. int. [mm]	138
		Fitted Diam./Diam. montaggio [mm]	270
		Centering Diam./Diam. centraggio [mm]	25
		Number of Teeth/N° denti	24
KF-923		ISUZU	CF-904 \ SF-913 \ DF-910
		Diam./Diam. [mm]	300
		Inner Diam./Diam. int. [mm]	182
		Fitted Diam./Diam. montaggio [mm]	369
		Centering Diam./Diam. centraggio [mm]	29
		Number of Teeth/N° denti	21
KF-924		ISUZU	CF-901 \ SF-916 \ DF-911
		Diam./Diam. [mm]	275
		Inner Diam./Diam. int. [mm]	160
		Fitted Diam./Diam. montaggio [mm]	331
		Centering Diam./Diam. centraggio [mm]	25,5
		Number of Teeth/N° denti	24

KF-925	JEEP	CF-004 \ SF-914										
		<table border="1"> <tr><td>Diam./Diam. [mm]</td><td style="text-align: right;">228</td></tr> <tr><td>Inner Diam./Diam. int. [mm]</td><td style="text-align: right;">147</td></tr> <tr><td>Fitted Diam./Diam. montaggio [mm]</td><td style="text-align: right;">285</td></tr> <tr><td>Centering Diam./Diam. centraggio [mm]</td><td style="text-align: right;">29</td></tr> <tr><td>Number of Teeth/N° denti</td><td style="text-align: right;">10</td></tr> </table>	Diam./Diam. [mm]	228	Inner Diam./Diam. int. [mm]	147	Fitted Diam./Diam. montaggio [mm]	285	Centering Diam./Diam. centraggio [mm]	29	Number of Teeth/N° denti	10
Diam./Diam. [mm]	228											
Inner Diam./Diam. int. [mm]	147											
Fitted Diam./Diam. montaggio [mm]	285											
Centering Diam./Diam. centraggio [mm]	29											
Number of Teeth/N° denti	10											
KF-927	ISUZU											
		<table border="1"> <tr><td>Diam./Diam. [mm]</td><td style="text-align: right;">225</td></tr> <tr><td>Inner Diam./Diam. int. [mm]</td><td style="text-align: right;">147</td></tr> <tr><td>Fitted Diam./Diam. montaggio [mm]</td><td style="text-align: right;">268</td></tr> <tr><td>Centering Diam./Diam. centraggio [mm]</td><td style="text-align: right;">25,5</td></tr> <tr><td>Number of Teeth/N° denti</td><td style="text-align: right;">24</td></tr> </table>	Diam./Diam. [mm]	225	Inner Diam./Diam. int. [mm]	147	Fitted Diam./Diam. montaggio [mm]	268	Centering Diam./Diam. centraggio [mm]	25,5	Number of Teeth/N° denti	24
Diam./Diam. [mm]	225											
Inner Diam./Diam. int. [mm]	147											
Fitted Diam./Diam. montaggio [mm]	268											
Centering Diam./Diam. centraggio [mm]	25,5											
Number of Teeth/N° denti	24											
KF-995	LOTUS	CF-907 \ SF-995 \ DF-995										
		<table border="1"> <tr><td>Diam./Diam. [mm]</td><td style="text-align: right;">200</td></tr> <tr><td>Inner Diam./Diam. int. [mm]</td><td style="text-align: right;">130</td></tr> <tr><td>Fitted Diam./Diam. montaggio [mm]</td><td style="text-align: right;">269</td></tr> <tr><td>Centering Diam./Diam. centraggio [mm]</td><td style="text-align: right;">25</td></tr> <tr><td>Number of Teeth/N° denti</td><td style="text-align: right;">14</td></tr> </table>	Diam./Diam. [mm]	200	Inner Diam./Diam. int. [mm]	130	Fitted Diam./Diam. montaggio [mm]	269	Centering Diam./Diam. centraggio [mm]	25	Number of Teeth/N° denti	14
Diam./Diam. [mm]	200											
Inner Diam./Diam. int. [mm]	130											
Fitted Diam./Diam. montaggio [mm]	269											
Centering Diam./Diam. centraggio [mm]	25											
Number of Teeth/N° denti	14											
KF-A02	ASIA MOTORS	CF-300 \ SF-994 \ DF-315										
		<table border="1"> <tr><td>Diam./Diam. [mm]</td><td style="text-align: right;">225</td></tr> <tr><td>Inner Diam./Diam. int. [mm]</td><td style="text-align: right;">148</td></tr> <tr><td>Fitted Diam./Diam. montaggio [mm]</td><td style="text-align: right;">262</td></tr> <tr><td>Centering Diam./Diam. centraggio [mm]</td><td style="text-align: right;">24</td></tr> <tr><td>Number of Teeth/N° denti</td><td style="text-align: right;">22</td></tr> </table>	Diam./Diam. [mm]	225	Inner Diam./Diam. int. [mm]	148	Fitted Diam./Diam. montaggio [mm]	262	Centering Diam./Diam. centraggio [mm]	24	Number of Teeth/N° denti	22
Diam./Diam. [mm]	225											
Inner Diam./Diam. int. [mm]	148											
Fitted Diam./Diam. montaggio [mm]	262											
Centering Diam./Diam. centraggio [mm]	24											
Number of Teeth/N° denti	22											
KF-H00	HYUNDAI	CF-595 \ SF-588 \ DF-H24										
		<table border="1"> <tr><td>Diam./Diam. [mm]</td><td style="text-align: right;">185</td></tr> <tr><td>Inner Diam./Diam. int. [mm]</td><td style="text-align: right;">125</td></tr> <tr><td>Fitted Diam./Diam. montaggio [mm]</td><td style="text-align: right;">238</td></tr> <tr><td>Centering Diam./Diam. centraggio [mm]</td><td style="text-align: right;">22,3</td></tr> <tr><td>Number of Teeth/N° denti</td><td style="text-align: right;">20</td></tr> </table>	Diam./Diam. [mm]	185	Inner Diam./Diam. int. [mm]	125	Fitted Diam./Diam. montaggio [mm]	238	Centering Diam./Diam. centraggio [mm]	22,3	Number of Teeth/N° denti	20
Diam./Diam. [mm]	185											
Inner Diam./Diam. int. [mm]	125											
Fitted Diam./Diam. montaggio [mm]	238											
Centering Diam./Diam. centraggio [mm]	22,3											
Number of Teeth/N° denti	20											

KF-H01		HYUNDAI	CF-595 \ SF-587 \ DF-584
		Diam./Diam. [mm]	200
		Inner Diam./Diam. int. [mm]	127
		Fitted Diam./Diam. montaggio [mm]	252
		Centering Diam./Diam. centraggio [mm]	22
		Number of Teeth/N° denti	20
KF-H02		KIA - HYUNDAI	CF-598 \ SF-566 \ DF-567
		Diam./Diam. [mm]	180
		Inner Diam./Diam. int. [mm]	122
		Fitted Diam./Diam. montaggio [mm]	218
		Centering Diam./Diam. centraggio [mm]	20
		Number of Teeth/N° denti	24
KF-H03		HYUNDAI	CF-502 \ SF-598 \ DF-599
		Diam./Diam. [mm]	200
		Inner Diam./Diam. int. [mm]	127
		Fitted Diam./Diam. montaggio [mm]	252
		Centering Diam./Diam. centraggio [mm]	22
		Number of Teeth/N° denti	20
KF-H04		HYUNDAI	CF-595 \ SF-595 \ DF-H01
		Diam./Diam. [mm]	215
		Inner Diam./Diam. int. [mm]	137
		Fitted Diam./Diam. montaggio [mm]	263
		Centering Diam./Diam. centraggio [mm]	22
		Number of Teeth/N° denti	20
KF-H05		HYUNDAI	CF-592 \ SF-H06 \ DF-595
		Diam./Diam. [mm]	215
		Inner Diam./Diam. int. [mm]	142
		Fitted Diam./Diam. montaggio [mm]	264
		Centering Diam./Diam. centraggio [mm]	22
		Number of Teeth/N° denti	20



KF-H06		MITSUBISHI	CF-502 \ SF-517 \ DF-519
		Diam./Diam. [mm]	225
		Inner Diam./Diam. int. [mm]	148
		Fitted Diam./Diam. montaggio [mm]	278
		Centering Diam./Diam. centraggio [mm]	22
		Number of Teeth/N° denti	20
KF-H07		HYUNDAI	CF-502 \ SF-577 \ DF-578
		Diam./Diam. [mm]	225
		Inner Diam./Diam. int. [mm]	148
		Fitted Diam./Diam. montaggio [mm]	278
		Centering Diam./Diam. centraggio [mm]	22
		Number of Teeth/N° denti	20
KF-H08		HYUNDAI	CF-595 \ SF-595 \ DF-595
		Diam./Diam. [mm]	215
		Inner Diam./Diam. int. [mm]	137,5
		Fitted Diam./Diam. montaggio [mm]	263
		Centering Diam./Diam. centraggio [mm]	22
		Number of Teeth/N° denti	20
KF-H09		HYUNDAI	CF-502 \ SF-573 \ DF-573
		Diam./Diam. [mm]	215
		Inner Diam./Diam. int. [mm]	143
		Fitted Diam./Diam. montaggio [mm]	263
		Centering Diam./Diam. centraggio [mm]	22
		Number of Teeth/N° denti	20
KF-H10		HYUNDAI	CF-502 \ SF-572 \ DF-572
		Diam./Diam. [mm]	225
		Inner Diam./Diam. int. [mm]	148
		Fitted Diam./Diam. montaggio [mm]	277
		Centering Diam./Diam. centraggio [mm]	22
		Number of Teeth/N° denti	20

KF-H11		HYUNDAI	CF-502 \ SF-571 \ DF-573
		Diam./Diam. [mm]	215
		Inner Diam./Diam. int. [mm]	143
		Fitted Diam./Diam. montaggio [mm]	263
		Centering Diam./Diam. centraggio [mm]	22
		Number of Teeth/N° denti	20
KF-H12		HYUNDAI	CF-H10 \ SF-H15 \ DF-H15
		Diam./Diam. [mm]	235
		Inner Diam./Diam. int. [mm]	155
		Fitted Diam./Diam. montaggio [mm]	276
		Centering Diam./Diam. centraggio [mm]	22
		Number of Teeth/N° denti	20
KF-H13		HYUNDAI	CF-K05 \ SF-H16 \ DF-H18
		Diam./Diam. [mm]	235
		Inner Diam./Diam. int. [mm]	154
		Fitted Diam./Diam. montaggio [mm]	275
		Centering Diam./Diam. centraggio [mm]	26
		Number of Teeth/N° denti	23
KF-H14		HYUNDAI	CF-507 \ SF-H00 \ DF-H00
		Diam./Diam. [mm]	240
		Inner Diam./Diam. int. [mm]	147,5
		Fitted Diam./Diam. montaggio [mm]	296,5
		Centering Diam./Diam. centraggio [mm]	26
		Number of Teeth/N° denti	23
KF-H15		HYUNDAI - KIA	CF-592 \ SF-H02 \ DF-H04
		Diam./Diam. [mm]	215
		Inner Diam./Diam. int. [mm]	143
		Fitted Diam./Diam. montaggio [mm]	266
		Centering Diam./Diam. centraggio [mm]	22
		Number of Teeth/N° denti	20



KF-H16		HYUNDAI	CF-592 \ SF-H05 \ DF-H05
		Diam./Diam. [mm]	225
		Inner Diam./Diam. int. [mm]	145
		Fitted Diam./Diam. montaggio [mm]	261
		Centering Diam./Diam. centraggio [mm]	22
		Number of Teeth/N° denti	20
KF-H17		HYUNDAI	CF-592 \ SF-H06 \ DF-H06
		Diam./Diam. [mm]	215
		Inner Diam./Diam. int. [mm]	142
		Fitted Diam./Diam. montaggio [mm]	263
		Centering Diam./Diam. centraggio [mm]	22
		Number of Teeth/N° denti	20
KF-H18		HYUNDAI - KIA	CF-592 \ SF-H02 \ DF-H03
		Diam./Diam. [mm]	225
		Inner Diam./Diam. int. [mm]	155
		Fitted Diam./Diam. montaggio [mm]	265
		Centering Diam./Diam. centraggio [mm]	22
		Number of Teeth/N° denti	20
KF-H20		HYUNDAI	CF-505 \ SF-H07 \ DF-H07
		Diam./Diam. [mm]	225
		Inner Diam./Diam. int. [mm]	155
		Fitted Diam./Diam. montaggio [mm]	281
		Centering Diam./Diam. centraggio [mm]	26
		Number of Teeth/N° denti	23
KF-H21		HYUNDAI	CF-592 \ SF-H06 \ DF-H01
		Diam./Diam. [mm]	215
		Inner Diam./Diam. int. [mm]	144
		Fitted Diam./Diam. montaggio [mm]	263
		Centering Diam./Diam. centraggio [mm]	22
		Number of Teeth/N° denti	20

KF-H22		HYUNDAI	CF-502 \ SF-589 \ DF-587
		Diam./Diam. [mm]	185
		Inner Diam./Diam. int. [mm]	126,4
		Fitted Diam./Diam. montaggio [mm]	238
		Centering Diam./Diam. centraggio [mm]	22
		Number of Teeth/N° denti	20
KF-H23		HYUNDAI	CF-505 \ SF-581 \ DF-581
		Diam./Diam. [mm]	225
		Inner Diam./Diam. int. [mm]	148
		Fitted Diam./Diam. montaggio [mm]	280
		Centering Diam./Diam. centraggio [mm]	26
		Number of Teeth/N° denti	23
KF-H24		HYUNDAI	CF-501 \ SF-589 \ DF-H24
		Diam./Diam. [mm]	185
		Inner Diam./Diam. int. [mm]	126,5
		Fitted Diam./Diam. montaggio [mm]	239
		Centering Diam./Diam. centraggio [mm]	22
		Number of Teeth/N° denti	20
KF-H25		HYUNDAI	CF-595 \ SF-H09 \ DF-H09
		Diam./Diam. [mm]	180
		Inner Diam./Diam. int. [mm]	126,5
		Fitted Diam./Diam. montaggio [mm]	218
		Centering Diam./Diam. centraggio [mm]	22
		Number of Teeth/N° denti	20
KF-H26		HYUNDAI	CF-595 \ SF-H10 \ DF-H10
		Diam./Diam. [mm]	200
		Inner Diam./Diam. int. [mm]	127
		Fitted Diam./Diam. montaggio [mm]	252
		Centering Diam./Diam. centraggio [mm]	22
		Number of Teeth/N° denti	20

KF-H27	HYUNDAI	CF-595 \ SF-H11 \ DF-H11
		Diam./Diam. [mm] 215
		Inner Diam./Diam. int. [mm] 142
		Fitted Diam./Diam. montaggio [mm] 260
		Centering Diam./Diam. centraggio [mm] 22
		Number of Teeth/N° denti 20
KF-H28	HYUNDAI	CF-H06 \ SF-H18 \ DF-H13
		Diam./Diam. [mm] 215
		Inner Diam./Diam. int. [mm] 142
		Fitted Diam./Diam. montaggio [mm] 263
		Centering Diam./Diam. centraggio [mm] 22
		Number of Teeth/N° denti 20
KF-H29	HYUNDAI	CF-595 \ SF-H01 \ DF-H01
		Diam./Diam. [mm] 215
		Inner Diam./Diam. int. [mm] 138
		Fitted Diam./Diam. montaggio [mm] 265
		Centering Diam./Diam. centraggio [mm] 22
		Number of Teeth/N° denti 20
KF-H30	HYUNDAI	CF-592 \ SF-H06 \ DF-H13
		Diam./Diam. [mm] 215
		Inner Diam./Diam. int. [mm] 142
		Fitted Diam./Diam. montaggio [mm] 263
		Centering Diam./Diam. centraggio [mm] 22
		Number of Teeth/N° denti 20
KF-H31	HYUNDAI	CF-505 \ SF-H00 \ DF-H00
		Diam./Diam. [mm] 240
		Inner Diam./Diam. int. [mm] 148
		Fitted Diam./Diam. montaggio [mm] 298
		Centering Diam./Diam. centraggio [mm] 26
		Number of Teeth/N° denti 23



KF-H32		KIA - HYUNDAI	CF-592 \ SF-H12 \ DF-H12
		Diam./Diam. [mm]	225
		Inner Diam./Diam. int. [mm]	155
		Fitted Diam./Diam. montaggio [mm]	265
		Centering Diam./Diam. centraggio [mm]	22
		Number of Teeth/N° denti	20
KF-H33		HYUNDAI	CF-H06 \ SF-H01 \ DF-H17
		Diam./Diam. [mm]	215
		Inner Diam./Diam. int. [mm]	138
		Fitted Diam./Diam. montaggio [mm]	265
		Centering Diam./Diam. centraggio [mm]	22
		Number of Teeth/N° denti	20
KF-H34		HYUNDAI	CF-K05 \ SF-H19
		Diam./Diam. [mm]	250
		Inner Diam./Diam. int. [mm]	170
		Fitted Diam./Diam. montaggio [mm]	285
		Centering Diam./Diam. centraggio [mm]	26
		Number of Teeth/N° denti	23
KF-H36		HYUNDAI	CF-592 \ SF-H02 \ DF-H22
		Diam./Diam. [mm]	225
		Inner Diam./Diam. int. [mm]	143,4
		Fitted Diam./Diam. montaggio [mm]	265
		Centering Diam./Diam. centraggio [mm]	22
		Number of Teeth/N° denti	20
KF-H39		KIA - HYUNDAI	CF-H09 \ SF-H24
		Diam./Diam. [mm]	235
		Inner Diam./Diam. int. [mm]	154
		Fitted Diam./Diam. montaggio [mm]	260
		Centering Diam./Diam. centraggio [mm]	25
		Number of Teeth/N° denti	23
		<b>With Bearing Hydraulic \ Con Cuscinetto Idraulico</b>	

KF-H40	KIA - HYUNDAI	CF-H08 \ SF-H23												
		<table border="1"> <tr><td>Diam./Diam. [mm]</td><td>255</td></tr> <tr><td>Inner Diam./Diam. int. [mm]</td><td>158</td></tr> <tr><td>Fitted Diam./Diam. montaggio [mm]</td><td>290</td></tr> <tr><td>Centering Diam./Diam. centraggio [mm]</td><td>26</td></tr> <tr><td>Number of Teeth/N° denti</td><td>23</td></tr> <tr><td colspan="2" style="text-align: center;">With Bearing Hydraulic \ Con Cuscinetto Idraulico</td></tr> </table>	Diam./Diam. [mm]	255	Inner Diam./Diam. int. [mm]	158	Fitted Diam./Diam. montaggio [mm]	290	Centering Diam./Diam. centraggio [mm]	26	Number of Teeth/N° denti	23	With Bearing Hydraulic \ Con Cuscinetto Idraulico	
Diam./Diam. [mm]	255													
Inner Diam./Diam. int. [mm]	158													
Fitted Diam./Diam. montaggio [mm]	290													
Centering Diam./Diam. centraggio [mm]	26													
Number of Teeth/N° denti	23													
With Bearing Hydraulic \ Con Cuscinetto Idraulico														
KF-H43	HYUNDAI	CF-592 \ SF-H11 \ DF-H11												
		<table border="1"> <tr><td>Diam./Diam. [mm]</td><td>215</td></tr> <tr><td>Inner Diam./Diam. int. [mm]</td><td>142</td></tr> <tr><td>Fitted Diam./Diam. montaggio [mm]</td><td>260</td></tr> <tr><td>Centering Diam./Diam. centraggio [mm]</td><td>22</td></tr> <tr><td>Number of Teeth/N° denti</td><td>20</td></tr> </table>	Diam./Diam. [mm]	215	Inner Diam./Diam. int. [mm]	142	Fitted Diam./Diam. montaggio [mm]	260	Centering Diam./Diam. centraggio [mm]	22	Number of Teeth/N° denti	20		
Diam./Diam. [mm]	215													
Inner Diam./Diam. int. [mm]	142													
Fitted Diam./Diam. montaggio [mm]	260													
Centering Diam./Diam. centraggio [mm]	22													
Number of Teeth/N° denti	20													
KF-H45	HYUNDAI	CF-595 \ SF-H14 \ DF-H10												
		<table border="1"> <tr><td>Diam./Diam. [mm]</td><td>200</td></tr> <tr><td>Inner Diam./Diam. int. [mm]</td><td>127</td></tr> <tr><td>Fitted Diam./Diam. montaggio [mm]</td><td>252</td></tr> <tr><td>Centering Diam./Diam. centraggio [mm]</td><td>22</td></tr> <tr><td>Number of Teeth/N° denti</td><td>20</td></tr> </table>	Diam./Diam. [mm]	200	Inner Diam./Diam. int. [mm]	127	Fitted Diam./Diam. montaggio [mm]	252	Centering Diam./Diam. centraggio [mm]	22	Number of Teeth/N° denti	20		
Diam./Diam. [mm]	200													
Inner Diam./Diam. int. [mm]	127													
Fitted Diam./Diam. montaggio [mm]	252													
Centering Diam./Diam. centraggio [mm]	22													
Number of Teeth/N° denti	20													
KF-H46	HYUNDAI	CF-592 \ SF-H06 \ DF-H14												
		<table border="1"> <tr><td>Diam./Diam. [mm]</td><td>215</td></tr> <tr><td>Inner Diam./Diam. int. [mm]</td><td>142</td></tr> <tr><td>Fitted Diam./Diam. montaggio [mm]</td><td>263</td></tr> <tr><td>Centering Diam./Diam. centraggio [mm]</td><td>22</td></tr> <tr><td>Number of Teeth/N° denti</td><td>20</td></tr> </table>	Diam./Diam. [mm]	215	Inner Diam./Diam. int. [mm]	142	Fitted Diam./Diam. montaggio [mm]	263	Centering Diam./Diam. centraggio [mm]	22	Number of Teeth/N° denti	20		
Diam./Diam. [mm]	215													
Inner Diam./Diam. int. [mm]	142													
Fitted Diam./Diam. montaggio [mm]	263													
Centering Diam./Diam. centraggio [mm]	22													
Number of Teeth/N° denti	20													
KF-H47	HYUNDAI	CF-K05 \ SF-H08 \ DF-H08												
		<table border="1"> <tr><td>Diam./Diam. [mm]</td><td>240</td></tr> <tr><td>Inner Diam./Diam. int. [mm]</td><td>155</td></tr> <tr><td>Fitted Diam./Diam. montaggio [mm]</td><td>302</td></tr> <tr><td>Centering Diam./Diam. centraggio [mm]</td><td>26</td></tr> <tr><td>Number of Teeth/N° denti</td><td>23</td></tr> </table>	Diam./Diam. [mm]	240	Inner Diam./Diam. int. [mm]	155	Fitted Diam./Diam. montaggio [mm]	302	Centering Diam./Diam. centraggio [mm]	26	Number of Teeth/N° denti	23		
Diam./Diam. [mm]	240													
Inner Diam./Diam. int. [mm]	155													
Fitted Diam./Diam. montaggio [mm]	302													
Centering Diam./Diam. centraggio [mm]	26													
Number of Teeth/N° denti	23													



KF-H49		GASOLONE	CF-594 \ SF-H07 \ DF-H07
		Diam./Diam. [mm]	225
		Inner Diam./Diam. int. [mm]	155
		Fitted Diam./Diam. montaggio [mm]	281
		Centering Diam./Diam. centraggio [mm]	26
		Number of Teeth/N° denti	23
KF-H50		HYUNDAI	CF-592 \ SF-H05 \ DF-H19
		Diam./Diam. [mm]	225
		Inner Diam./Diam. int. [mm]	118
		Fitted Diam./Diam. montaggio [mm]	260
		Centering Diam./Diam. centraggio [mm]	22
		Number of Teeth/N° denti	20
KF-H51		GASOLONE - HYUNDAI	CF-K11 \ SF-H21 \ DF-K14
		Diam./Diam. [mm]	240
		Inner Diam./Diam. int. [mm]	130
		Fitted Diam./Diam. montaggio [mm]	272
		Centering Diam./Diam. centraggio [mm]	22
		Number of Teeth/N° denti	20
KF-H52		HYUNDAI	CF-H10 \ SF-H17
		Diam./Diam. [mm]	235
		Inner Diam./Diam. int. [mm]	154
		Fitted Diam./Diam. montaggio [mm]	260
		Centering Diam./Diam. centraggio [mm]	22,5
		Number of Teeth/N° denti	20
KF-H53		KIA - HYUNDAI	CF-598 \ SF-H20 \ DF-H20
		Diam./Diam. [mm]	200
		Inner Diam./Diam. int. [mm]	127
		Fitted Diam./Diam. montaggio [mm]	242
		Centering Diam./Diam. centraggio [mm]	20
		Number of Teeth/N° denti	24

KF-H54	HYUNDAI	CF-505 \ SF-389 \ DF-H00												
		<table border="1"> <tr><td>Diam./Diam. [mm]</td><td>240</td></tr> <tr><td>Inner Diam./Diam. int. [mm]</td><td>150</td></tr> <tr><td>Fitted Diam./Diam. montaggio [mm]</td><td>295</td></tr> <tr><td>Centering Diam./Diam. centraggio [mm]</td><td>26</td></tr> <tr><td>Number of Teeth/N° denti</td><td>23</td></tr> </table>	Diam./Diam. [mm]	240	Inner Diam./Diam. int. [mm]	150	Fitted Diam./Diam. montaggio [mm]	295	Centering Diam./Diam. centraggio [mm]	26	Number of Teeth/N° denti	23		
Diam./Diam. [mm]	240													
Inner Diam./Diam. int. [mm]	150													
Fitted Diam./Diam. montaggio [mm]	295													
Centering Diam./Diam. centraggio [mm]	26													
Number of Teeth/N° denti	23													
		<table border="1"> <tr><td>Diam./Diam. [mm]</td><td>235</td></tr> <tr><td>Inner Diam./Diam. int. [mm]</td><td>155</td></tr> <tr><td>Fitted Diam./Diam. montaggio [mm]</td><td>276</td></tr> <tr><td>Centering Diam./Diam. centraggio [mm]</td><td>22</td></tr> <tr><td>Number of Teeth/N° denti</td><td>20</td></tr> </table>	Diam./Diam. [mm]	235	Inner Diam./Diam. int. [mm]	155	Fitted Diam./Diam. montaggio [mm]	276	Centering Diam./Diam. centraggio [mm]	22	Number of Teeth/N° denti	20		
Diam./Diam. [mm]	235													
Inner Diam./Diam. int. [mm]	155													
Fitted Diam./Diam. montaggio [mm]	276													
Centering Diam./Diam. centraggio [mm]	22													
Number of Teeth/N° denti	20													
		<table border="1"> <tr><td>Diam./Diam. [mm]</td><td>240</td></tr> <tr><td>Inner Diam./Diam. int. [mm]</td><td>154</td></tr> <tr><td>Fitted Diam./Diam. montaggio [mm]</td><td>275</td></tr> <tr><td>Centering Diam./Diam. centraggio [mm]</td><td>26</td></tr> <tr><td>Number of Teeth/N° denti</td><td>23</td></tr> <tr><td colspan="2" style="text-align: center;"><b>With Bearing Hydraulic \ Con Cuscinetto Idraulico</b></td></tr> </table>	Diam./Diam. [mm]	240	Inner Diam./Diam. int. [mm]	154	Fitted Diam./Diam. montaggio [mm]	275	Centering Diam./Diam. centraggio [mm]	26	Number of Teeth/N° denti	23	<b>With Bearing Hydraulic \ Con Cuscinetto Idraulico</b>	
Diam./Diam. [mm]	240													
Inner Diam./Diam. int. [mm]	154													
Fitted Diam./Diam. montaggio [mm]	275													
Centering Diam./Diam. centraggio [mm]	26													
Number of Teeth/N° denti	23													
<b>With Bearing Hydraulic \ Con Cuscinetto Idraulico</b>														
		<table border="1"> <tr><td>Diam./Diam. [mm]</td><td>225</td></tr> <tr><td>Inner Diam./Diam. int. [mm]</td><td>148</td></tr> <tr><td>Fitted Diam./Diam. montaggio [mm]</td><td>263</td></tr> <tr><td>Centering Diam./Diam. centraggio [mm]</td><td>22</td></tr> <tr><td>Number of Teeth/N° denti</td><td>20</td></tr> </table>	Diam./Diam. [mm]	225	Inner Diam./Diam. int. [mm]	148	Fitted Diam./Diam. montaggio [mm]	263	Centering Diam./Diam. centraggio [mm]	22	Number of Teeth/N° denti	20		
Diam./Diam. [mm]	225													
Inner Diam./Diam. int. [mm]	148													
Fitted Diam./Diam. montaggio [mm]	263													
Centering Diam./Diam. centraggio [mm]	22													
Number of Teeth/N° denti	20													
		<table border="1"> <tr><td>Diam./Diam. [mm]</td><td>225</td></tr> <tr><td>Inner Diam./Diam. int. [mm]</td><td>148</td></tr> <tr><td>Fitted Diam./Diam. montaggio [mm]</td><td>262</td></tr> <tr><td>Centering Diam./Diam. centraggio [mm]</td><td>24</td></tr> <tr><td>Number of Teeth/N° denti</td><td>22</td></tr> </table>	Diam./Diam. [mm]	225	Inner Diam./Diam. int. [mm]	148	Fitted Diam./Diam. montaggio [mm]	262	Centering Diam./Diam. centraggio [mm]	24	Number of Teeth/N° denti	22		
Diam./Diam. [mm]	225													
Inner Diam./Diam. int. [mm]	148													
Fitted Diam./Diam. montaggio [mm]	262													
Centering Diam./Diam. centraggio [mm]	24													
Number of Teeth/N° denti	22													

KF-K02	KIA	CF-300 \ SF-383 \ DF-376	
		Diam./Diam. [mm]	225
		Inner Diam./Diam. int. [mm]	148
		Fitted Diam./Diam. montaggio [mm]	262
		Centering Diam./Diam. centraggio [mm]	24
		Number of Teeth/N° denti	22
KF-K03	KIA	CF-300 \ SF-383 \ DF-375	
		Diam./Diam. [mm]	225
		Inner Diam./Diam. int. [mm]	148
		Fitted Diam./Diam. montaggio [mm]	262,3
		Centering Diam./Diam. centraggio [mm]	24,3
		Number of Teeth/N° denti	22
KF-K04	KIA	CF-300 \ SF-K01 \ DF-K01	
		Diam./Diam. [mm]	260
		Inner Diam./Diam. int. [mm]	162
		Fitted Diam./Diam. montaggio [mm]	320
		Centering Diam./Diam. centraggio [mm]	26
		Number of Teeth/N° denti	23
KF-K05	KIA	CF-397 \ SF-384 \ DF-359	
		Diam./Diam. [mm]	180
		Inner Diam./Diam. int. [mm]	122
		Fitted Diam./Diam. montaggio [mm]	230
		Centering Diam./Diam. centraggio [mm]	19
		Number of Teeth/N° denti	18
KF-K06	KIA	CF-397 \ SF-370 \ DF-389	
		Diam./Diam. [mm]	200
		Inner Diam./Diam. int. [mm]	126
		Fitted Diam./Diam. montaggio [mm]	258
		Centering Diam./Diam. centraggio [mm]	22
		Number of Teeth/N° denti	20



KF-K07		MAZDA - KIA	CF-397 \ SF-391 \ DF-388
		Diam./Diam. [mm]	200
		Inner Diam./Diam. int. [mm]	126
		Fitted Diam./Diam. montaggio [mm]	258,5
		Centering Diam./Diam. centraggio [mm]	22
		Number of Teeth/N° denti	20
KF-K08			CF-H02 \ SF-577 \ DF-578
		Diam./Diam. [mm]	225
		Inner Diam./Diam. int. [mm]	148
		Fitted Diam./Diam. montaggio [mm]	278
		Centering Diam./Diam. centraggio [mm]	22
		Number of Teeth/N° denti	20
KF-K09		KIA	CF-397 \ SF-313 \ DF-311
		Diam./Diam. [mm]	225
		Inner Diam./Diam. int. [mm]	143
		Fitted Diam./Diam. montaggio [mm]	265
		Centering Diam./Diam. centraggio [mm]	24
		Number of Teeth/N° denti	22
KF-K10		KIA	CF-998 \ SF-389 \ DF-385
		Diam./Diam. [mm]	240
		Inner Diam./Diam. int. [mm]	150
		Fitted Diam./Diam. montaggio [mm]	295
		Centering Diam./Diam. centraggio [mm]	24
		Number of Teeth/N° denti	22
KF-K11		KIA	CF-300 \ SF-389 \ DF-386
		Diam./Diam. [mm]	240
		Inner Diam./Diam. int. [mm]	150
		Fitted Diam./Diam. montaggio [mm]	295
		Centering Diam./Diam. centraggio [mm]	24
		Number of Teeth/N° denti	22

KF-K12		KIA	CF-300 \ SF-388 \ DF-384
		Diam./Diam. [mm]	215
		Inner Diam./Diam. int. [mm]	148
		Fitted Diam./Diam. montaggio [mm]	262
		Centering Diam./Diam. centraggio [mm]	24
		Number of Teeth/N° denti	22
KF-K13		KIA	CF-397 \ SF-K03 \ DF-K03
		Diam./Diam. [mm]	200
		Inner Diam./Diam. int. [mm]	126
		Fitted Diam./Diam. montaggio [mm]	259
		Centering Diam./Diam. centraggio [mm]	22
		Number of Teeth/N° denti	20
KF-K14		KIA	CF-300 \ SF-383 \ DF-374
		Diam./Diam. [mm]	225
		Inner Diam./Diam. int. [mm]	148
		Fitted Diam./Diam. montaggio [mm]	262
		Centering Diam./Diam. centraggio [mm]	24
		Number of Teeth/N° denti	22
KF-K15		KIA	CF-300 \ SF-385 \ DF-387
		Diam./Diam. [mm]	225
		Inner Diam./Diam. int. [mm]	148
		Fitted Diam./Diam. montaggio [mm]	262,5
		Centering Diam./Diam. centraggio [mm]	24
		Number of Teeth/N° denti	22
KF-K16		KIA	CF-300 \ SF-K00 \ DF-K00
		Diam./Diam. [mm]	225
		Inner Diam./Diam. int. [mm]	147,8
		Fitted Diam./Diam. montaggio [mm]	262
		Centering Diam./Diam. centraggio [mm]	24
		Number of Teeth/N° denti	22



KF-K18		KIA	CF-300 \ SF-322 \ DF-378
		Diam./Diam. [mm]	225
		Inner Diam./Diam. int. [mm]	148
		Fitted Diam./Diam. montaggio [mm]	262
		Centering Diam./Diam. centraggio [mm]	24
		Number of Teeth/N° denti	22
KF-K19			CF-397 \ SF-399 \ DF-388
		Diam./Diam. [mm]	200
		Inner Diam./Diam. int. [mm]	126
		Fitted Diam./Diam. montaggio [mm]	258
		Centering Diam./Diam. centraggio [mm]	22
		Number of Teeth/N° denti	20
KF-K20		KIA	CF-397 \ SF-393 \ DF-359
		Diam./Diam. [mm]	180
		Inner Diam./Diam. int. [mm]	122
		Fitted Diam./Diam. montaggio [mm]	229
		Centering Diam./Diam. centraggio [mm]	19
		Number of Teeth/N° denti	18
KF-K21		KIA	CF-397 \ SF-384 \ DF-377
		Diam./Diam. [mm]	180
		Inner Diam./Diam. int. [mm]	122
		Fitted Diam./Diam. montaggio [mm]	230
		Centering Diam./Diam. centraggio [mm]	19
		Number of Teeth/N° denti	18
KF-K22		KIA	CF-300 \ SF-K07 \ DF-K07
		Diam./Diam. [mm]	240
		Inner Diam./Diam. int. [mm]	150
		Fitted Diam./Diam. montaggio [mm]	280
		Centering Diam./Diam. centraggio [mm]	26
		Number of Teeth/N° denti	23

KF-K23		KIA - HYUNDAI	CF-K05 \ SF-K13
		Diam./Diam. [mm]	255
		Inner Diam./Diam. int. [mm]	165
		Fitted Diam./Diam. montaggio [mm]	310
		Centering Diam./Diam. centraggio [mm]	26
		Number of Teeth/N° denti	23
KF-K24		KIA	CF-H10 \ SF-H15 \ DF-K08
		Diam./Diam. [mm]	235
		Inner Diam./Diam. int. [mm]	155
		Fitted Diam./Diam. montaggio [mm]	276
		Centering Diam./Diam. centraggio [mm]	22
		Number of Teeth/N° denti	20
KF-K25		KIA	CF-300 \ SF-389 \ DF-385
		Diam./Diam. [mm]	240
		Inner Diam./Diam. int. [mm]	150
		Fitted Diam./Diam. montaggio [mm]	295
		Centering Diam./Diam. centraggio [mm]	24
		Number of Teeth/N° denti	22
KF-K26		HYUNDAI - KIA - GASOLONE	CF-K05 \ SF-H00 \ DF-H00
		Diam./Diam. [mm]	240
		Inner Diam./Diam. int. [mm]	149
		Fitted Diam./Diam. montaggio [mm]	298
		Centering Diam./Diam. centraggio [mm]	26
		Number of Teeth/N° denti	23
KF-K27		KIA	CF-K05 \ SF-K09 \ DF-H00
		Diam./Diam. [mm]	240
		Inner Diam./Diam. int. [mm]	147,6
		Fitted Diam./Diam. montaggio [mm]	298
		Centering Diam./Diam. centraggio [mm]	26
		Number of Teeth/N° denti	23

KF-K29	KIA	CF-300 \ SF-K00 \ DF-375
		Diam./Diam. [mm] 225
		Inner Diam./Diam. int. [mm] 148
		Fitted Diam./Diam. montaggio [mm] 262
		Centering Diam./Diam. centraggio [mm] 24
		Number of Teeth/N° denti 22
KF-K30	KIA	CF-397 \ SF-K03 \ DF-388
		Diam./Diam. [mm] 200
		Inner Diam./Diam. int. [mm] 126
		Fitted Diam./Diam. montaggio [mm] 258
		Centering Diam./Diam. centraggio [mm] 22
		Number of Teeth/N° denti 20
KF-K32	KIA - HYUNDAI	CF-K10 \ SF-K14 \ DF-K12
		Diam./Diam. [mm] 215
		Inner Diam./Diam. int. [mm] 148
		Fitted Diam./Diam. montaggio [mm] 245
		Centering Diam./Diam. centraggio [mm] 22
		Number of Teeth/N° denti 20
KF-K33	KIA - HYUNDAI	CF-K11 \ SF-K10 \ DF-K13
		Diam./Diam. [mm] 215
		Inner Diam./Diam. int. [mm] 138
		Fitted Diam./Diam. montaggio [mm] 243
		Centering Diam./Diam. centraggio [mm] 22
		Number of Teeth/N° denti 20
KF-K34	HYUNDAI - KIA	CF-K11 \ SF-K11 \ DF-K14
		Diam./Diam. [mm] 240
		Inner Diam./Diam. int. [mm] 130
		Fitted Diam./Diam. montaggio [mm] 253
		Centering Diam./Diam. centraggio [mm] 22
		Number of Teeth/N° denti 20



KF-K35		KIA	CF-H02 \ SF-572 \ DF-572
		Diam./Diam. [mm]	225
		Inner Diam./Diam. int. [mm]	150
		Fitted Diam./Diam. montaggio [mm]	277
		Centering Diam./Diam. centraggio [mm]	22
		Number of Teeth/N° denti	20
KF-K36		KIA	CF-K05 \ SF-K15
		Diam./Diam. [mm]	275
		Inner Diam./Diam. int. [mm]	158,5
		Fitted Diam./Diam. montaggio [mm]	320
		Centering Diam./Diam. centraggio [mm]	25
		Number of Teeth/N° denti	23
KF-K37		KIA	CF-H06 \ SF-H18 \ DF-K15
		Diam./Diam. [mm]	215
		Inner Diam./Diam. int. [mm]	142
		Fitted Diam./Diam. montaggio [mm]	264
		Centering Diam./Diam. centraggio [mm]	22,5
		Number of Teeth/N° denti	20
KF-K38		KIA	CF-592 \ SF-H06 \ DF-K16
		Diam./Diam. [mm]	215
		Inner Diam./Diam. int. [mm]	142,5
		Fitted Diam./Diam. montaggio [mm]	262,5
		Centering Diam./Diam. centraggio [mm]	22,5
		Number of Teeth/N° denti	20
KF-K39		KIA	CF-H10 \ SF-H15 \ DF-K09
		Diam./Diam. [mm]	235
		Inner Diam./Diam. int. [mm]	155
		Fitted Diam./Diam. montaggio [mm]	275
		Centering Diam./Diam. centraggio [mm]	23
		Number of Teeth/N° denti	20

KF-K40	KIA	CF-K05 \ SF-K21										
 		<table border="1"> <tr><td>Diam./Diam. [mm]</td><td>255</td></tr> <tr><td>Inner Diam./Diam. int. [mm]</td><td>158</td></tr> <tr><td>Fitted Diam./Diam. montaggio [mm]</td><td>290</td></tr> <tr><td>Centering Diam./Diam. centraggio [mm]</td><td>26</td></tr> <tr><td>Number of Teeth/N° denti</td><td>23</td></tr> </table>	Diam./Diam. [mm]	255	Inner Diam./Diam. int. [mm]	158	Fitted Diam./Diam. montaggio [mm]	290	Centering Diam./Diam. centraggio [mm]	26	Number of Teeth/N° denti	23
Diam./Diam. [mm]	255											
Inner Diam./Diam. int. [mm]	158											
Fitted Diam./Diam. montaggio [mm]	290											
Centering Diam./Diam. centraggio [mm]	26											
Number of Teeth/N° denti	23											
KF-K41	KIA - HYUNDAI	CF-K11 \ SF-K16 \ DF-K17										
 		<table border="1"> <tr><td>Diam./Diam. [mm]</td><td>240</td></tr> <tr><td>Inner Diam./Diam. int. [mm]</td><td>155</td></tr> <tr><td>Fitted Diam./Diam. montaggio [mm]</td><td>271</td></tr> <tr><td>Centering Diam./Diam. centraggio [mm]</td><td>22,5</td></tr> <tr><td>Number of Teeth/N° denti</td><td>20</td></tr> </table>	Diam./Diam. [mm]	240	Inner Diam./Diam. int. [mm]	155	Fitted Diam./Diam. montaggio [mm]	271	Centering Diam./Diam. centraggio [mm]	22,5	Number of Teeth/N° denti	20
Diam./Diam. [mm]	240											
Inner Diam./Diam. int. [mm]	155											
Fitted Diam./Diam. montaggio [mm]	271											
Centering Diam./Diam. centraggio [mm]	22,5											
Number of Teeth/N° denti	20											
KF-S00	DAEWOO - SSANGYONG	CF-998 \ SF-988 \ DF-986										
 		<table border="1"> <tr><td>Diam./Diam. [mm]</td><td>225</td></tr> <tr><td>Inner Diam./Diam. int. [mm]</td><td>148</td></tr> <tr><td>Fitted Diam./Diam. montaggio [mm]</td><td>265</td></tr> <tr><td>Centering Diam./Diam. centraggio [mm]</td><td>24</td></tr> <tr><td>Number of Teeth/N° denti</td><td>22</td></tr> </table>	Diam./Diam. [mm]	225	Inner Diam./Diam. int. [mm]	148	Fitted Diam./Diam. montaggio [mm]	265	Centering Diam./Diam. centraggio [mm]	24	Number of Teeth/N° denti	22
Diam./Diam. [mm]	225											
Inner Diam./Diam. int. [mm]	148											
Fitted Diam./Diam. montaggio [mm]	265											
Centering Diam./Diam. centraggio [mm]	24											
Number of Teeth/N° denti	22											
KF-S01	SSANGYONG	CF-998 \ SF-990 \ DF-984										
 		<table border="1"> <tr><td>Diam./Diam. [mm]</td><td>225</td></tr> <tr><td>Inner Diam./Diam. int. [mm]</td><td>148</td></tr> <tr><td>Fitted Diam./Diam. montaggio [mm]</td><td>265</td></tr> <tr><td>Centering Diam./Diam. centraggio [mm]</td><td>24</td></tr> <tr><td>Number of Teeth/N° denti</td><td>22</td></tr> </table>	Diam./Diam. [mm]	225	Inner Diam./Diam. int. [mm]	148	Fitted Diam./Diam. montaggio [mm]	265	Centering Diam./Diam. centraggio [mm]	24	Number of Teeth/N° denti	22
Diam./Diam. [mm]	225											
Inner Diam./Diam. int. [mm]	148											
Fitted Diam./Diam. montaggio [mm]	265											
Centering Diam./Diam. centraggio [mm]	24											
Number of Teeth/N° denti	22											
KF-S02	SSANGYONG	CF-998 \ SF-991 \ DF-989										
 		<table border="1"> <tr><td>Diam./Diam. [mm]</td><td>225</td></tr> <tr><td>Inner Diam./Diam. int. [mm]</td><td>148</td></tr> <tr><td>Fitted Diam./Diam. montaggio [mm]</td><td>265</td></tr> <tr><td>Centering Diam./Diam. centraggio [mm]</td><td>25</td></tr> <tr><td>Number of Teeth/N° denti</td><td>24</td></tr> </table>	Diam./Diam. [mm]	225	Inner Diam./Diam. int. [mm]	148	Fitted Diam./Diam. montaggio [mm]	265	Centering Diam./Diam. centraggio [mm]	25	Number of Teeth/N° denti	24
Diam./Diam. [mm]	225											
Inner Diam./Diam. int. [mm]	148											
Fitted Diam./Diam. montaggio [mm]	265											
Centering Diam./Diam. centraggio [mm]	25											
Number of Teeth/N° denti	24											



KF-S04		SSANGYONG	CF-998 \ SF-987 \ DF-983
		Diam./Diam. [mm]	225
		Inner Diam./Diam. int. [mm]	155
		Fitted Diam./Diam. montaggio [mm]	265
		Centering Diam./Diam. centraggio [mm]	24
		Number of Teeth/N° denti	22
KF-S05		SSANGYONG	CF-998 \ SF-986 \ DF-982
		Diam./Diam. [mm]	225
		Inner Diam./Diam. int. [mm]	155
		Fitted Diam./Diam. montaggio [mm]	265
		Centering Diam./Diam. centraggio [mm]	24
		Number of Teeth/N° denti	22
KF-S06		SSANGYONG	CF-998 \ SF-990 \ DF-988
		Diam./Diam. [mm]	225
		Inner Diam./Diam. int. [mm]	148
		Fitted Diam./Diam. montaggio [mm]	265
		Centering Diam./Diam. centraggio [mm]	24
		Number of Teeth/N° denti	22
KF-S07		DAEWOO - SSANGYONG	CF-998 \ SF-989 \ DF-987
		Diam./Diam. [mm]	225
		Inner Diam./Diam. int. [mm]	148
		Fitted Diam./Diam. montaggio [mm]	265
		Centering Diam./Diam. centraggio [mm]	24
		Number of Teeth/N° denti	22
KF-S08		SSANGYONG	CF-998 \ SF-990 \ DF-985
		Diam./Diam. [mm]	225
		Inner Diam./Diam. int. [mm]	148
		Fitted Diam./Diam. montaggio [mm]	265
		Centering Diam./Diam. centraggio [mm]	24
		Number of Teeth/N° denti	22

KF-S09	SSANGYONG - DAEWOO	CF-S01 \ SF-S96 \ DF-S96
		Diam./Diam. [mm] 240
		Inner Diam./Diam. int. [mm] 148
		Fitted Diam./Diam. montaggio [mm] 280
		Centering Diam./Diam. centraggio [mm] 24
		Number of Teeth/N° denti 22
		<b>With Bearing Hydraulic \ Con Cuscinetto Idraulico</b>
KF-S10	SSANGYONG	CF-S01 \ SF-S01 \ DF-S01
		Diam./Diam. [mm] 240
		Inner Diam./Diam. int. [mm] 153
		Fitted Diam./Diam. montaggio [mm] 278
		Centering Diam./Diam. centraggio [mm] 28
		Number of Teeth/N° denti 25
		<b>With Bearing Hydraulic \ Con Cuscinetto Idraulico</b>
KF-S11	SSANGYONG	CF-S01 \ SF-S02
		Diam./Diam. [mm] 240
		Inner Diam./Diam. int. [mm] 143
		Fitted Diam./Diam. montaggio [mm] 278
		Centering Diam./Diam. centraggio [mm] 28
		Number of Teeth/N° denti 25
		<b>With Bearing Hydraulic \ Con Cuscinetto Idraulico</b>
KF-S12	SSANGYONG	CF-S02 \ SF-S02
		Diam./Diam. [mm] 240
		Inner Diam./Diam. int. [mm] 143
		Fitted Diam./Diam. montaggio [mm] 278
		Centering Diam./Diam. centraggio [mm] 28
		Number of Teeth/N° denti 25
		<b>With Bearing Hydraulic \ Con Cuscinetto Idraulico</b>
KF-S13	DAEWOO - SSANGYONG	CF-998 \ SF-990 \ DF-S02
		Diam./Diam. [mm] 225
		Inner Diam./Diam. int. [mm] 148
		Fitted Diam./Diam. montaggio [mm] 264,5
		Centering Diam./Diam. centraggio [mm] 24,5
		Number of Teeth/N° denti 22

KF-S14		DAEWOO - SSANGYONG	CF-998 \ SF-990 \ DF-S03
		Diam./Diam. [mm]	225
		Inner Diam./Diam. int. [mm]	148
		Fitted Diam./Diam. montaggio [mm]	264,5
		Centering Diam./Diam. centraggio [mm]	24,5
		Number of Teeth/N° denti	22
KF-S15		SSANGYONG	CF-998 \ SF-S04 \ DF-S04
		Diam./Diam. [mm]	240
		Inner Diam./Diam. int. [mm]	148
		Fitted Diam./Diam. montaggio [mm]	280
		Centering Diam./Diam. centraggio [mm]	24,5
		Number of Teeth/N° denti	22
KF-W00		DAEWOO - CHEVROLET	CF-392 \ SF-W00 \ DF-W00
		Diam./Diam. [mm]	215
		Inner Diam./Diam. int. [mm]	144
		Fitted Diam./Diam. montaggio [mm]	268
		Centering Diam./Diam. centraggio [mm]	20
		Number of Teeth/N° denti	24
KF-W01		DAEWOO	CF-392 \ SF-W01 \ DF-W07
		Diam./Diam. [mm]	225
		Inner Diam./Diam. int. [mm]	144
		Fitted Diam./Diam. montaggio [mm]	268
		Centering Diam./Diam. centraggio [mm]	20
		Number of Teeth/N° denti	24
KF-W02		DAEWOO	CF-802 \ SF-W02 \ DF-W02
		Diam./Diam. [mm]	170
		Inner Diam./Diam. int. [mm]	108
		Fitted Diam./Diam. montaggio [mm]	219
		Centering Diam./Diam. centraggio [mm]	19
		Number of Teeth/N° denti	18



KF-W03		DAEWOO	CF-392 \ SF-373 \ DF-362
		Diam./Diam. [mm]	200
		Inner Diam./Diam. int. [mm]	133
		Fitted Diam./Diam. montaggio [mm]	267
		Centering Diam./Diam. centraggio [mm]	20
		Number of Teeth/N° denti	24
KF-W04		DAEWOO	CF-392 \ SF-378 \ DF-366
		Diam./Diam. [mm]	215
		Inner Diam./Diam. int. [mm]	144
		Fitted Diam./Diam. montaggio [mm]	267
		Centering Diam./Diam. centraggio [mm]	20
		Number of Teeth/N° denti	24
KF-W05		DAEWOO	CF-392 \ SF-W04 \ DF-W04
		Diam./Diam. [mm]	185
		Inner Diam./Diam. int. [mm]	126
		Fitted Diam./Diam. montaggio [mm]	237,5
		Centering Diam./Diam. centraggio [mm]	20
		Number of Teeth/N° denti	24
KF-W07		DAEWOO - CHEVROLET	CF-W04 \ SF-W13 \ DF-W11
		Diam./Diam. [mm]	185
		Inner Diam./Diam. int. [mm]	127
		Fitted Diam./Diam. montaggio [mm]	238
		Centering Diam./Diam. centraggio [mm]	19,5
		Number of Teeth/N° denti	18
KF-W08		DAEWOO	CF-803 \ SF-369 \ DF-358
		Diam./Diam. [mm]	180
		Inner Diam./Diam. int. [mm]	122
		Fitted Diam./Diam. montaggio [mm]	218
		Centering Diam./Diam. centraggio [mm]	20
		Number of Teeth/N° denti	18

KF-W09		DAEWOO	CF-392 \ SF-378 \ DF-W03
		Diam./Diam. [mm]	215
		Inner Diam./Diam. int. [mm]	144
		Fitted Diam./Diam. montaggio [mm]	268
		Centering Diam./Diam. centraggio [mm]	20
		Number of Teeth/N° denti	24
KF-W10		DAEWOO	CF-392 \ SF-376 \ DF-366
		Diam./Diam. [mm]	215
		Inner Diam./Diam. int. [mm]	144
		Fitted Diam./Diam. montaggio [mm]	267
		Centering Diam./Diam. centraggio [mm]	20
		Number of Teeth/N° denti	24
KF-W11		DAEWOO	CF-392 \ SF-W05 \ DF-W05
		Diam./Diam. [mm]	200
		Inner Diam./Diam. int. [mm]	133
		Fitted Diam./Diam. montaggio [mm]	268,6
		Centering Diam./Diam. centraggio [mm]	20
		Number of Teeth/N° denti	24
KF-W12		DAEWOO	CF-W02 \ SF-W08 \ DF-W08
		Diam./Diam. [mm]	200
		Inner Diam./Diam. int. [mm]	132
		Fitted Diam./Diam. montaggio [mm]	249
		Centering Diam./Diam. centraggio [mm]	20
		Number of Teeth/N° denti	18
KF-W13			CF-392 \ SF-375 \ DF-365
		Diam./Diam. [mm]	200
		Inner Diam./Diam. int. [mm]	133
		Fitted Diam./Diam. montaggio [mm]	267
		Centering Diam./Diam. centraggio [mm]	20
		Number of Teeth/N° denti	24





KF-W14		DAEWOO	CF-W01 \ SF-W06 \ DF-W06
		Diam./Diam. [mm]	215
		Inner Diam./Diam. int. [mm]	144
		Fitted Diam./Diam. montaggio [mm]	268
		Centering Diam./Diam. centraggio [mm]	20
		Number of Teeth/N° denti	24
KF-W16		DAEWOO	CF-392 \ SF-377 \ DF-363
		Diam./Diam. [mm]	215
		Inner Diam./Diam. int. [mm]	142
		Fitted Diam./Diam. montaggio [mm]	267
		Centering Diam./Diam. centraggio [mm]	25
		Number of Teeth/N° denti	14
KF-W17		CHEVROLET	CF-W01 \ SF-W05 \ DF-W05
		Diam./Diam. [mm]	200
		Inner Diam./Diam. int. [mm]	144
		Fitted Diam./Diam. montaggio [mm]	268
		Centering Diam./Diam. centraggio [mm]	20
		Number of Teeth/N° denti	24
KF-W19		DAEWOO	CF-W01 \ SF-W10 \ DF-W09
		Diam./Diam. [mm]	215
		Inner Diam./Diam. int. [mm]	145
		Fitted Diam./Diam. montaggio [mm]	267
		Centering Diam./Diam. centraggio [mm]	20,4
		Number of Teeth/N° denti	24
KF-W20		DAEWOO	CF-W01 \ SF-W01 \ DF-W07
		Diam./Diam. [mm]	225
		Inner Diam./Diam. int. [mm]	144
		Fitted Diam./Diam. montaggio [mm]	268
		Centering Diam./Diam. centraggio [mm]	20
		Number of Teeth/N° denti	24

**KF-W21** **DAEWOO - CHEVROLET** **CF-W03 \ SF-W01 \ DF-W07**

		Diam./Diam. [mm]	225
		Inner Diam./Diam. int. [mm]	144
		Fitted Diam./Diam. montaggio [mm]	268
		Centering Diam./Diam. centraggio [mm]	20
		Number of Teeth/N° denti	24
<b>With Bearing Hydraulic \ Con Cuscinetto Idrraulico</b>			

**KF-W22** **DAEWOO - CHEVROLET** **CF-392 \ SF-W09 \ DF-W09**

		Diam./Diam. [mm]	215
		Inner Diam./Diam. int. [mm]	145
		Fitted Diam./Diam. montaggio [mm]	268
		Centering Diam./Diam. centraggio [mm]	20,4
		Number of Teeth/N° denti	24

**KF-W24** **CHEVROLET** **CF-W04 \ SF-W14 \ DF-W12**

		Diam./Diam. [mm]	180
		Inner Diam./Diam. int. [mm]	124,5
		Fitted Diam./Diam. montaggio [mm]	200
		Centering Diam./Diam. centraggio [mm]	19
		Number of Teeth/N° denti	18

**KF-W25** **OPEL - CHEVROLET** **CF-W05 \ SF-W15 \ DF-W13**

		Diam./Diam. [mm]	240
		Inner Diam./Diam. int. [mm]	143
		Fitted Diam./Diam. montaggio [mm]	278
		Centering Diam./Diam. centraggio [mm]	26
		Number of Teeth/N° denti	23
<b>With Bearing Hydraulic \ Con Cuscinetto Idrraulico</b>			

**KF-W26** **CHEVROLET** **CF-W05 \ SF-W16 \ DF-W14**

		Diam./Diam. [mm]	235
		Inner Diam./Diam. int. [mm]	142
		Fitted Diam./Diam. montaggio [mm]	276
		Centering Diam./Diam. centraggio [mm]	26
		Number of Teeth/N° denti	23
<b>With Bearing Hydraulic \ Con Cuscinetto Idrraulico</b>			

KF-W27		CHEVROLET - DAEWOO	CF-W03 \ SF-W06 \ DF-W06		
				Diam./Diam. [mm]	215
				Inner Diam./Diam. int. [mm]	144
				Fitted Diam./Diam. montaggio [mm]	269
				Centering Diam./Diam. centraggio [mm]	20
				Number of Teeth/N° denti	24
				With Bearing Hydraulic \ Con Cuscinetto Idraulico	
KF-W28		CHEVROLET	CF-W06 \ SF-W01 \ DF-W07		
				Diam./Diam. [mm]	225
				Inner Diam./Diam. int. [mm]	144
				Fitted Diam./Diam. montaggio [mm]	268
				Centering Diam./Diam. centraggio [mm]	20
				Number of Teeth/N° denti	24
				With Bearing Hydraulic \ Con Cuscinetto Idraulico	
KF-W29		CHEVROLET	CF-W07 \ SF-W15 \ DF-W13		
				Diam./Diam. [mm]	240
				Inner Diam./Diam. int. [mm]	143
				Fitted Diam./Diam. montaggio [mm]	278
				Centering Diam./Diam. centraggio [mm]	26
				Number of Teeth/N° denti	23
				With Bearing Hydraulic \ Con Cuscinetto Idraulico	
KF-W31		CHEVROLET	CF-392 \ SF-378 \ DF-W09		
				Diam./Diam. [mm]	215
				Inner Diam./Diam. int. [mm]	144
				Fitted Diam./Diam. montaggio [mm]	268
				Centering Diam./Diam. centraggio [mm]	20,5
				Number of Teeth/N° denti	24
				With Bearing Hydraulic \ Con Cuscinetto Idraulico	



**KV-100** **NISSAN** **CF-197 \ SF-186 \ DF-186 \ VL-100**

		Diam./Diam. [mm]	240
		Centering Diam./Diam. centraggio [mm]	25
		Number of Teeth/N° denti	24
		Outer Diam./Diam. est. [mm]	308
		Housing Diam./Diam. alloggiamento [mm]	242

**KV-101** **NISSAN** **CF-100 \ SF-186 \ DF-186 \ VL-100**

		Diam./Diam. [mm]	240
		Centering Diam./Diam. centraggio [mm]	25
		Number of Teeth/N° denti	24
		Outer Diam./Diam. est. [mm]	308
		Housing Diam./Diam. alloggiamento [mm]	242



**KV-102** **NISSAN** **CF-108 \ SF-164 \ DF-149 \ VL-101**

		Diam./Diam. [mm]	240
		Centering Diam./Diam. centraggio [mm]	26
		Number of Teeth/N° denti	24
		Outer Diam./Diam. est. [mm]	319
		Housing Diam./Diam. alloggiamento [mm]	242

**KV-103** **NISSAN**



		Diam./Diam. [mm]	240
		Centering Diam./Diam. centraggio [mm]	26
		Number of Teeth/N° denti	24
		Outer Diam./Diam. est. [mm]	319
		Housing Diam./Diam. alloggiamento [mm]	302



**KV-104** **NISSAN** **CF-108 \ SF-168 \ DF-119 \ VL-103**



		Diam./Diam. [mm]	240
		Centering Diam./Diam. centraggio [mm]	25
		Number of Teeth/N° denti	24
		Outer Diam./Diam. est. [mm]	319
		Housing Diam./Diam. alloggiamento [mm]	240



KV-105	NISSAN	CF-116 \ SF-127 \ DF-128 \ VL-104												
		<table border="1"> <tr><td>Diam./Diam. [mm]</td><td>275</td></tr> <tr><td>Centering Diam./Diam. centraggio [mm]</td><td>25</td></tr> <tr><td>Number of Teeth/N° denti</td><td>24</td></tr> <tr><td>Outer Diam./Diam. est. [mm]</td><td>372</td></tr> <tr><td>Housing Diam./Diam. alloggiamento [mm]</td><td>340</td></tr> </table>	Diam./Diam. [mm]	275	Centering Diam./Diam. centraggio [mm]	25	Number of Teeth/N° denti	24	Outer Diam./Diam. est. [mm]	372	Housing Diam./Diam. alloggiamento [mm]	340		
Diam./Diam. [mm]	275													
Centering Diam./Diam. centraggio [mm]	25													
Number of Teeth/N° denti	24													
Outer Diam./Diam. est. [mm]	372													
Housing Diam./Diam. alloggiamento [mm]	340													
		<table border="1"> <tr><td>Diam./Diam. [mm]</td><td>225</td></tr> <tr><td>Centering Diam./Diam. centraggio [mm]</td><td>24</td></tr> <tr><td>Number of Teeth/N° denti</td><td>21</td></tr> <tr><td>Outer Diam./Diam. est. [mm]</td><td>296</td></tr> <tr><td>Housing Diam./Diam. alloggiamento [mm]</td><td>229</td></tr> <tr><td colspan="2" style="text-align: center;">With Bearing Hydraulic \ Con Cuscinetto Idraulico</td></tr> </table>	Diam./Diam. [mm]	225	Centering Diam./Diam. centraggio [mm]	24	Number of Teeth/N° denti	21	Outer Diam./Diam. est. [mm]	296	Housing Diam./Diam. alloggiamento [mm]	229	With Bearing Hydraulic \ Con Cuscinetto Idraulico	
Diam./Diam. [mm]	225													
Centering Diam./Diam. centraggio [mm]	24													
Number of Teeth/N° denti	21													
Outer Diam./Diam. est. [mm]	296													
Housing Diam./Diam. alloggiamento [mm]	229													
With Bearing Hydraulic \ Con Cuscinetto Idraulico														
		<table border="1"> <tr><td>Diam./Diam. [mm]</td><td>250</td></tr> <tr><td>Centering Diam./Diam. centraggio [mm]</td><td>24</td></tr> <tr><td>Number of Teeth/N° denti</td><td>21</td></tr> <tr><td>Outer Diam./Diam. est. [mm]</td><td>321,5</td></tr> <tr><td>Housing Diam./Diam. alloggiamento [mm]</td><td>254</td></tr> <tr><td colspan="2" style="text-align: center;">With Bearing Hydraulic \ Con Cuscinetto Idraulico</td></tr> </table>	Diam./Diam. [mm]	250	Centering Diam./Diam. centraggio [mm]	24	Number of Teeth/N° denti	21	Outer Diam./Diam. est. [mm]	321,5	Housing Diam./Diam. alloggiamento [mm]	254	With Bearing Hydraulic \ Con Cuscinetto Idraulico	
Diam./Diam. [mm]	250													
Centering Diam./Diam. centraggio [mm]	24													
Number of Teeth/N° denti	21													
Outer Diam./Diam. est. [mm]	321,5													
Housing Diam./Diam. alloggiamento [mm]	254													
With Bearing Hydraulic \ Con Cuscinetto Idraulico														
		<table border="1"> <tr><td>Diam./Diam. [mm]</td><td>250</td></tr> <tr><td>Centering Diam./Diam. centraggio [mm]</td><td>25</td></tr> <tr><td>Number of Teeth/N° denti</td><td>24</td></tr> <tr><td>Inner Diam./Diam. int. [mm]</td><td>319</td></tr> <tr><td>Housing Diam./Diam. alloggiamento [mm]</td><td>271</td></tr> <tr><td colspan="2" style="text-align: center;">With single-mass flywheel \ Con volano monomassa</td></tr> </table>	Diam./Diam. [mm]	250	Centering Diam./Diam. centraggio [mm]	25	Number of Teeth/N° denti	24	Inner Diam./Diam. int. [mm]	319	Housing Diam./Diam. alloggiamento [mm]	271	With single-mass flywheel \ Con volano monomassa	
Diam./Diam. [mm]	250													
Centering Diam./Diam. centraggio [mm]	25													
Number of Teeth/N° denti	24													
Inner Diam./Diam. int. [mm]	319													
Housing Diam./Diam. alloggiamento [mm]	271													
With single-mass flywheel \ Con volano monomassa														
		<table border="1"> <tr><td>Diam./Diam. [mm]</td><td>225</td></tr> <tr><td>Centering Diam./Diam. centraggio [mm]</td><td>29,5</td></tr> <tr><td>Number of Teeth/N° denti</td><td>21</td></tr> <tr><td>Outer Diam./Diam. est. [mm]</td><td>302,5</td></tr> <tr><td>Housing Diam./Diam. alloggiamento [mm]</td><td>230</td></tr> </table>	Diam./Diam. [mm]	225	Centering Diam./Diam. centraggio [mm]	29,5	Number of Teeth/N° denti	21	Outer Diam./Diam. est. [mm]	302,5	Housing Diam./Diam. alloggiamento [mm]	230		
Diam./Diam. [mm]	225													
Centering Diam./Diam. centraggio [mm]	29,5													
Number of Teeth/N° denti	21													
Outer Diam./Diam. est. [mm]	302,5													
Housing Diam./Diam. alloggiamento [mm]	230													







KV-200A		TOYOTA	
		Diam./Diam. [mm]	225
		Centering Diam./Diam. centraggio [mm]	29,5
		Number of Teeth/N° denti	21
		Outer Diam./Diam. est. [mm]	302,5
		Housing Diam./Diam. alloggiamento [mm]	230



KV-200M		TOYOTA	
		Diam./Diam. [mm]	235
		Centering Diam./Diam. centraggio [mm]	29,5
		Number of Teeth/N° denti	21
		Outer Diam./Diam. est. [mm]	304
		Housing Diam./Diam. alloggiamento [mm]	242



KV-201		TOYOTA		CF-214 \ SF-258 \ DF-251 \ VL-201	
		Diam./Diam. [mm]	225		
		Centering Diam./Diam. centraggio [mm]	29		
		Number of Teeth/N° denti	21		
		Outer Diam./Diam. est. [mm]	303		
		Housing Diam./Diam. alloggiamento [mm]	230		

KV-202		TOYOTA		CF-231 \ SF-266 \ VL-202	
		Diam./Diam. [mm]	235		
		Centering Diam./Diam. centraggio [mm]	29		
		Number of Teeth/N° denti	21		
		Outer Diam./Diam. est. [mm]	303		
		Housing Diam./Diam. alloggiamento [mm]	255		



KV-203		TOYOTA	
		Diam./Diam. [mm]	235
		Centering Diam./Diam. centraggio [mm]	29
		Number of Teeth/N° denti	21
		Outer Diam./Diam. est. [mm]	304
		Housing Diam./Diam. alloggiamento [mm]	244

KV-204		TOYOTA	
		Diam./Diam. [mm]	235
		Centering Diam./Diam. centraggio [mm]	29
		Number of Teeth/N° denti	21
		Outer Diam./Diam. est. [mm]	304
		Housing Diam./Diam. alloggiamento [mm]	244

KV-205		LEXUS	
		Diam./Diam. [mm]	225
		Centering Diam./Diam. centraggio [mm]	29,5
		Number of Teeth/N° denti	21
		Outer Diam./Diam. est. [mm]	294
		Housing Diam./Diam. alloggiamento [mm]	225

KV-206		TOYOTA		CF-217 \ SF-242 \ DF-260 \ VL-205	
		Diam./Diam. [mm]	215		
		Centering Diam./Diam. centraggio [mm]	24		
		Number of Teeth/N° denti	21		
		Outer Diam./Diam. est. [mm]	271		
		Housing Diam./Diam. alloggiamento [mm]	216		

KV-300		MAZDA	
		Diam./Diam. [mm]	240
		Centering Diam./Diam. centraggio [mm]	26
		Number of Teeth/N° denti	23
		Outer Diam./Diam. est. [mm]	298
		Housing Diam./Diam. alloggiamento [mm]	242

KV-301		MAZDA	
		Diam./Diam. [mm]	250
		Centering Diam./Diam. centraggio [mm]	26
		Number of Teeth/N° denti	23
		Outer Diam./Diam. est. [mm]	324
		Housing Diam./Diam. alloggiamento [mm]	253



**KV-400 HONDA CF-401 \ SF-418 \ VL-400**

			Diam./Diam. [mm]	240
			Centering Diam./Diam. centraggio [mm]	26
			Number of Teeth/N° denti	24
			Outer Diam./Diam. est. [mm]	307
			Housing Diam./Diam. alloggiamento [mm]	245

**KV-500 MITSUBISHI CF-509 \ SF-508 \ DF-509 \ VL-500**

		Diam./Diam. [mm]	275
		Centering Diam./Diam. centraggio [mm]	26
		Number of Teeth/N° denti	23
		Outer Diam./Diam. est. [mm]	332
		Housing Diam./Diam. alloggiamento [mm]	282

**KV-501 MITSUBISHI CF-506 \ SF-507 \ DF-590 \ VL-501**

			Diam./Diam. [mm]	250
			Centering Diam./Diam. centraggio [mm]	26
			Number of Teeth/N° denti	23
			Housing Diam./Diam. alloggiamento [mm]	252

**KV-502 MITSUBISHI CF-505 \ SF-503 \ DF-591 \ VL-502**

			Diam./Diam. [mm]	225
			Centering Diam./Diam. centraggio [mm]	26
			Number of Teeth/N° denti	23
			Housing Diam./Diam. alloggiamento [mm]	146

**KV-503 MITSUBISHI CF-505 \ SF-511 \ DF-591 \ VL-503**

			Diam./Diam. [mm]	225
			Centering Diam./Diam. centraggio [mm]	26
			Number of Teeth/N° denti	23
			Outer Diam./Diam. est. [mm]	307

KV-504	MITSUBISHI	CF-509 \ SF-526 \ DF-532 \ VL-504										
		<table border="1"> <tr><td>Diam./Diam. [mm]</td><td>240</td></tr> <tr><td>Centering Diam./Diam. centraggio [mm]</td><td>26</td></tr> <tr><td>Number of Teeth/N° denti</td><td>23</td></tr> <tr><td>Outer Diam./Diam. est. [mm]</td><td>292</td></tr> </table>	Diam./Diam. [mm]	240	Centering Diam./Diam. centraggio [mm]	26	Number of Teeth/N° denti	23	Outer Diam./Diam. est. [mm]	292		
Diam./Diam. [mm]	240											
Centering Diam./Diam. centraggio [mm]	26											
Number of Teeth/N° denti	23											
Outer Diam./Diam. est. [mm]	292											
		<table border="1"> <tr><td>Diam./Diam. [mm]</td><td>250</td></tr> <tr><td>Centering Diam./Diam. centraggio [mm]</td><td>26</td></tr> <tr><td>Number of Teeth/N° denti</td><td>23</td></tr> <tr><td>Outer Diam./Diam. est. [mm]</td><td>335</td></tr> </table>	Diam./Diam. [mm]	250	Centering Diam./Diam. centraggio [mm]	26	Number of Teeth/N° denti	23	Outer Diam./Diam. est. [mm]	335		
Diam./Diam. [mm]	250											
Centering Diam./Diam. centraggio [mm]	26											
Number of Teeth/N° denti	23											
Outer Diam./Diam. est. [mm]	335											
		<table border="1"> <tr><td>Diam./Diam. [mm]</td><td>225</td></tr> <tr><td>Centering Diam./Diam. centraggio [mm]</td><td>25</td></tr> <tr><td>Number of Teeth/N° denti</td><td>24</td></tr> <tr><td>Outer Diam./Diam. est. [mm]</td><td>314</td></tr> <tr><td>Housing Diam./Diam. alloggiamento [mm]</td><td>232</td></tr> </table>	Diam./Diam. [mm]	225	Centering Diam./Diam. centraggio [mm]	25	Number of Teeth/N° denti	24	Outer Diam./Diam. est. [mm]	314	Housing Diam./Diam. alloggiamento [mm]	232
Diam./Diam. [mm]	225											
Centering Diam./Diam. centraggio [mm]	25											
Number of Teeth/N° denti	24											
Outer Diam./Diam. est. [mm]	314											
Housing Diam./Diam. alloggiamento [mm]	232											
		<table border="1"> <tr><td>Diam./Diam. [mm]</td><td>230</td></tr> <tr><td>Centering Diam./Diam. centraggio [mm]</td><td>25</td></tr> <tr><td>Number of Teeth/N° denti</td><td>24</td></tr> <tr><td>Outer Diam./Diam. est. [mm]</td><td>315</td></tr> <tr><td>Housing Diam./Diam. alloggiamento [mm]</td><td>247</td></tr> </table>	Diam./Diam. [mm]	230	Centering Diam./Diam. centraggio [mm]	25	Number of Teeth/N° denti	24	Outer Diam./Diam. est. [mm]	315	Housing Diam./Diam. alloggiamento [mm]	247
Diam./Diam. [mm]	230											
Centering Diam./Diam. centraggio [mm]	25											
Number of Teeth/N° denti	24											
Outer Diam./Diam. est. [mm]	315											
Housing Diam./Diam. alloggiamento [mm]	247											
		<table border="1"> <tr><td>Diam./Diam. [mm]</td><td>225</td></tr> <tr><td>Centering Diam./Diam. centraggio [mm]</td><td>25</td></tr> <tr><td>Number of Teeth/N° denti</td><td>24</td></tr> <tr><td>Outer Diam./Diam. est. [mm]</td><td>319</td></tr> <tr><td>Housing Diam./Diam. alloggiamento [mm]</td><td>232</td></tr> </table>	Diam./Diam. [mm]	225	Centering Diam./Diam. centraggio [mm]	25	Number of Teeth/N° denti	24	Outer Diam./Diam. est. [mm]	319	Housing Diam./Diam. alloggiamento [mm]	232
Diam./Diam. [mm]	225											
Centering Diam./Diam. centraggio [mm]	25											
Number of Teeth/N° denti	24											
Outer Diam./Diam. est. [mm]	319											
Housing Diam./Diam. alloggiamento [mm]	232											





**KV-801 SUZUKI - FIAT CF-805 \ SF-823 \ VL-801**

		Diam./Diam. [mm]	235
		Centering Diam./Diam. centraggio [mm]	23
		Number of Teeth/N° denti	20
		Outer Diam./Diam. est. [mm]	290
		Housing Diam./Diam. alloggiamento [mm]	244
<b>With Bearing Hydraulic \ Con Cuscinetto Idraulico</b>			



**KV-802 SUZUKI**

		Diam./Diam. [mm]	215
		Centering Diam./Diam. centraggio [mm]	19
		Number of Teeth/N° denti	14
		Outer Diam./Diam. est. [mm]	256
		Housing Diam./Diam. alloggiamento [mm]	219

**KV-803 SUZUKI CF-816 \ SF-817 \ DF-818 \ VL-802**

		Diam./Diam. [mm]	225
		Centering Diam./Diam. centraggio [mm]	22
		Number of Teeth/N° denti	20
		Outer Diam./Diam. est. [mm]	298
		Housing Diam./Diam. alloggiamento [mm]	228

**KV-C00 OPEL - CHEVROLET CF-W05 \ SF-W15 \ DF-W13 \ VL-C00**

		Diam./Diam. [mm]	240
		Centering Diam./Diam. centraggio [mm]	26
		Number of Teeth/N° denti	23
		Outer Diam./Diam. est. [mm]	290
		Housing Diam./Diam. alloggiamento [mm]	244
<b>With Bearing Hydraulic \ Con Cuscinetto Idraulico</b>			

**KV-H00 HYUNDAI - KIA CF-592 \ SF-H12 \ DF-H12 \ VL-H00**

		Diam./Diam. [mm]	225
		Centering Diam./Diam. centraggio [mm]	22
		Number of Teeth/N° denti	20
		Outer Diam./Diam. est. [mm]	280
		Housing Diam./Diam. alloggiamento [mm]	233



KV-H01	HYUNDAI	CF-K05 \ SF-H19 \ VL-H01										
		<table border="1"> <tr><td>Diam./Diam. [mm]</td><td>240</td></tr> <tr><td>Centering Diam./Diam. centraggio [mm]</td><td>26</td></tr> <tr><td>Number of Teeth/N° denti</td><td>23</td></tr> <tr><td>Outer Diam./Diam. est. [mm]</td><td>322</td></tr> <tr><td>Housing Diam./Diam. alloggiamento [mm]</td><td>254</td></tr> </table>	Diam./Diam. [mm]	240	Centering Diam./Diam. centraggio [mm]	26	Number of Teeth/N° denti	23	Outer Diam./Diam. est. [mm]	322	Housing Diam./Diam. alloggiamento [mm]	254
Diam./Diam. [mm]	240											
Centering Diam./Diam. centraggio [mm]	26											
Number of Teeth/N° denti	23											
Outer Diam./Diam. est. [mm]	322											
Housing Diam./Diam. alloggiamento [mm]	254											
KV-H02	HYUNDAI	CF-592 \ SF-H02 \ DF-H22 \ VL-H02										
		<table border="1"> <tr><td>Diam./Diam. [mm]</td><td>225</td></tr> <tr><td>Centering Diam./Diam. centraggio [mm]</td><td>22</td></tr> <tr><td>Number of Teeth/N° denti</td><td>20</td></tr> <tr><td>Outer Diam./Diam. est. [mm]</td><td>285</td></tr> <tr><td>Housing Diam./Diam. alloggiamento [mm]</td><td>228</td></tr> </table>	Diam./Diam. [mm]	225	Centering Diam./Diam. centraggio [mm]	22	Number of Teeth/N° denti	20	Outer Diam./Diam. est. [mm]	285	Housing Diam./Diam. alloggiamento [mm]	228
Diam./Diam. [mm]	225											
Centering Diam./Diam. centraggio [mm]	22											
Number of Teeth/N° denti	20											
Outer Diam./Diam. est. [mm]	285											
Housing Diam./Diam. alloggiamento [mm]	228											
KV-H03	HYUNDAI	CF-592 \ SF-H05 \ DF-H05 \ VL-H03										
		<table border="1"> <tr><td>Diam./Diam. [mm]</td><td>225</td></tr> <tr><td>Centering Diam./Diam. centraggio [mm]</td><td>22</td></tr> <tr><td>Number of Teeth/N° denti</td><td>20</td></tr> <tr><td>Outer Diam./Diam. est. [mm]</td><td>282</td></tr> <tr><td>Housing Diam./Diam. alloggiamento [mm]</td><td>228</td></tr> </table>	Diam./Diam. [mm]	225	Centering Diam./Diam. centraggio [mm]	22	Number of Teeth/N° denti	20	Outer Diam./Diam. est. [mm]	282	Housing Diam./Diam. alloggiamento [mm]	228
Diam./Diam. [mm]	225											
Centering Diam./Diam. centraggio [mm]	22											
Number of Teeth/N° denti	20											
Outer Diam./Diam. est. [mm]	282											
Housing Diam./Diam. alloggiamento [mm]	228											
KV-H04	HYUNDAI	CF-K05 \ SF-H16 \ DF-H18 \ VL-H04										
		<table border="1"> <tr><td>Diam./Diam. [mm]</td><td>235</td></tr> <tr><td>Centering Diam./Diam. centraggio [mm]</td><td>26</td></tr> <tr><td>Number of Teeth/N° denti</td><td>23</td></tr> <tr><td>Outer Diam./Diam. est. [mm]</td><td>326</td></tr> <tr><td>Housing Diam./Diam. alloggiamento [mm]</td><td>245</td></tr> </table>	Diam./Diam. [mm]	235	Centering Diam./Diam. centraggio [mm]	26	Number of Teeth/N° denti	23	Outer Diam./Diam. est. [mm]	326	Housing Diam./Diam. alloggiamento [mm]	245
Diam./Diam. [mm]	235											
Centering Diam./Diam. centraggio [mm]	26											
Number of Teeth/N° denti	23											
Outer Diam./Diam. est. [mm]	326											
Housing Diam./Diam. alloggiamento [mm]	245											
KV-H05	HYUNDAI	CF-H10 \ SF-H17 \ VL-H05										
		<table border="1"> <tr><td>Diam./Diam. [mm]</td><td>235</td></tr> <tr><td>Centering Diam./Diam. centraggio [mm]</td><td>22,5</td></tr> <tr><td>Number of Teeth/N° denti</td><td>20</td></tr> <tr><td>Outer Diam./Diam. est. [mm]</td><td>285</td></tr> <tr><td>Housing Diam./Diam. alloggiamento [mm]</td><td>238</td></tr> </table>	Diam./Diam. [mm]	235	Centering Diam./Diam. centraggio [mm]	22,5	Number of Teeth/N° denti	20	Outer Diam./Diam. est. [mm]	285	Housing Diam./Diam. alloggiamento [mm]	238
Diam./Diam. [mm]	235											
Centering Diam./Diam. centraggio [mm]	22,5											
Number of Teeth/N° denti	20											
Outer Diam./Diam. est. [mm]	285											
Housing Diam./Diam. alloggiamento [mm]	238											

**KV-H06 HYUNDAI - KIA CF-H09 \ SF-H24 \ VL-H06**

		Diam./Diam. [mm]	240
		Centering Diam./Diam. centraggio [mm]	25
		Number of Teeth/N° denti	23
		Outer Diam./Diam. est. [mm]	282
		Housing Diam./Diam. alloggiamento [mm]	244
With Bearing Hydraulic \ Con Cuscinetto Idraulico			

**KV-H07 HYUNDAI CF-H08 \ SF-H23 \ VL-H07**

		Diam./Diam. [mm]	260
		Centering Diam./Diam. centraggio [mm]	26
		Number of Teeth/N° denti	23
		Outer Diam./Diam. est. [mm]	307
		Housing Diam./Diam. alloggiamento [mm]	262,5
With Bearing Hydraulic \ Con Cuscinetto Idraulico			

**KV-K00 KIA CF-K05 \ SF-K13 \ VL-K00**

		Diam./Diam. [mm]	250
		Centering Diam./Diam. centraggio [mm]	26
		Number of Teeth/N° denti	23
		Outer Diam./Diam. est. [mm]	325
		Housing Diam./Diam. alloggiamento [mm]	263

**KV-K01 KIA CF-K05 \ SF-K21 \ VL-K01**

		Diam./Diam. [mm]	260
		Centering Diam./Diam. centraggio [mm]	26
		Number of Teeth/N° denti	23
		Outer Diam./Diam. est. [mm]	325
		Housing Diam./Diam. alloggiamento [mm]	263


**KV-K02 KIA CF-K05 \ SF-K15 \ VL-K02**


		Diam./Diam. [mm]	275
		Centering Diam./Diam. centraggio [mm]	25
		Number of Teeth/N° denti	23
		Outer Diam./Diam. est. [mm]	325
		Housing Diam./Diam. alloggiamento [mm]	284




KV-K03	KIA - HYUNDAI	CF-598 \ SF-566 \ DF-567 \ VL-K03												
		<table border="1"> <tr><td>Diam./Diam. [mm]</td><td>180</td></tr> <tr><td>Centering Diam./Diam. centraggio [mm]</td><td>20</td></tr> <tr><td>Number of Teeth/N° denti</td><td>24</td></tr> <tr><td>Outer Diam./Diam. est. [mm]</td><td>230</td></tr> <tr><td>Housing Diam./Diam. alloggiamento [mm]</td><td>186,5</td></tr> </table>	Diam./Diam. [mm]	180	Centering Diam./Diam. centraggio [mm]	20	Number of Teeth/N° denti	24	Outer Diam./Diam. est. [mm]	230	Housing Diam./Diam. alloggiamento [mm]	186,5		
Diam./Diam. [mm]	180													
Centering Diam./Diam. centraggio [mm]	20													
Number of Teeth/N° denti	24													
Outer Diam./Diam. est. [mm]	230													
Housing Diam./Diam. alloggiamento [mm]	186,5													
<b>NEW</b>														
KV-K04	HYUNDAI - KIA	CF-K11 \ SF-K10 \ DF-K13 \ VL-K04												
		<table border="1"> <tr><td>Diam./Diam. [mm]</td><td>215</td></tr> <tr><td>Centering Diam./Diam. centraggio [mm]</td><td>22</td></tr> <tr><td>Number of Teeth/N° denti</td><td>20</td></tr> <tr><td>Outer Diam./Diam. est. [mm]</td><td>271</td></tr> <tr><td>Housing Diam./Diam. alloggiamento [mm]</td><td>215</td></tr> </table>	Diam./Diam. [mm]	215	Centering Diam./Diam. centraggio [mm]	22	Number of Teeth/N° denti	20	Outer Diam./Diam. est. [mm]	271	Housing Diam./Diam. alloggiamento [mm]	215		
Diam./Diam. [mm]	215													
Centering Diam./Diam. centraggio [mm]	22													
Number of Teeth/N° denti	20													
Outer Diam./Diam. est. [mm]	271													
Housing Diam./Diam. alloggiamento [mm]	215													
<b>NEW</b>														
KV-K05	KIA	CF-397 \ SF-391 \ DF-388 \ VL-K05												
		<table border="1"> <tr><td>Diam./Diam. [mm]</td><td>200</td></tr> <tr><td>Centering Diam./Diam. centraggio [mm]</td><td>22</td></tr> <tr><td>Number of Teeth/N° denti</td><td>20</td></tr> <tr><td>Outer Diam./Diam. est. [mm]</td><td>288</td></tr> <tr><td>Housing Diam./Diam. alloggiamento [mm]</td><td>202</td></tr> </table>	Diam./Diam. [mm]	200	Centering Diam./Diam. centraggio [mm]	22	Number of Teeth/N° denti	20	Outer Diam./Diam. est. [mm]	288	Housing Diam./Diam. alloggiamento [mm]	202		
Diam./Diam. [mm]	200													
Centering Diam./Diam. centraggio [mm]	22													
Number of Teeth/N° denti	20													
Outer Diam./Diam. est. [mm]	288													
Housing Diam./Diam. alloggiamento [mm]	202													
<b>NEW</b>														
KV-K06	KIA	CF-H08 \ SF-K21 \ VL-K06												
		<table border="1"> <tr><td>Diam./Diam. [mm]</td><td>260</td></tr> <tr><td>Centering Diam./Diam. centraggio [mm]</td><td>26</td></tr> <tr><td>Number of Teeth/N° denti</td><td>23</td></tr> <tr><td>Outer Diam./Diam. est. [mm]</td><td>326</td></tr> <tr><td>Housing Diam./Diam. alloggiamento [mm]</td><td>263</td></tr> <tr><td colspan="2" style="text-align: center;">With Bearing Hydraulic \ Con Cuscinetto Idraulico</td></tr> </table>	Diam./Diam. [mm]	260	Centering Diam./Diam. centraggio [mm]	26	Number of Teeth/N° denti	23	Outer Diam./Diam. est. [mm]	326	Housing Diam./Diam. alloggiamento [mm]	263	With Bearing Hydraulic \ Con Cuscinetto Idraulico	
Diam./Diam. [mm]	260													
Centering Diam./Diam. centraggio [mm]	26													
Number of Teeth/N° denti	23													
Outer Diam./Diam. est. [mm]	326													
Housing Diam./Diam. alloggiamento [mm]	263													
With Bearing Hydraulic \ Con Cuscinetto Idraulico														
<b>NEW</b>														
KV-S00	SSANGYONG	CF-S01 \ SF-S01 \ DF-S01 \ VL-S00												
		<table border="1"> <tr><td>Diam./Diam. [mm]</td><td>240</td></tr> <tr><td>Centering Diam./Diam. centraggio [mm]</td><td>28</td></tr> <tr><td>Number of Teeth/N° denti</td><td>25</td></tr> <tr><td>Outer Diam./Diam. est. [mm]</td><td>370</td></tr> <tr><td>Housing Diam./Diam. alloggiamento [mm]</td><td>234</td></tr> <tr><td colspan="2" style="text-align: center;">With Bearing Hydraulic \ Con Cuscinetto Idraulico</td></tr> </table>	Diam./Diam. [mm]	240	Centering Diam./Diam. centraggio [mm]	28	Number of Teeth/N° denti	25	Outer Diam./Diam. est. [mm]	370	Housing Diam./Diam. alloggiamento [mm]	234	With Bearing Hydraulic \ Con Cuscinetto Idraulico	
Diam./Diam. [mm]	240													
Centering Diam./Diam. centraggio [mm]	28													
Number of Teeth/N° denti	25													
Outer Diam./Diam. est. [mm]	370													
Housing Diam./Diam. alloggiamento [mm]	234													
With Bearing Hydraulic \ Con Cuscinetto Idraulico														


KV-S01		SSANGYONG	CF-998 \ SF-S04 \ DF-S04 \ VL-S01										
													
		<table border="1"> <tr> <td>Diam./Diam. [mm]</td> <td>240</td> </tr> <tr> <td>Centering Diam./Diam. centraggio [mm]</td> <td>24,5</td> </tr> <tr> <td>Number of Teeth/N° denti</td> <td>22</td> </tr> <tr> <td>Outer Diam./Diam. est. [mm]</td> <td>307</td> </tr> <tr> <td>Housing Diam./Diam. alloggiamento [mm]</td> <td>245</td> </tr> </table>		Diam./Diam. [mm]	240	Centering Diam./Diam. centraggio [mm]	24,5	Number of Teeth/N° denti	22	Outer Diam./Diam. est. [mm]	307	Housing Diam./Diam. alloggiamento [mm]	245
Diam./Diam. [mm]	240												
Centering Diam./Diam. centraggio [mm]	24,5												
Number of Teeth/N° denti	22												
Outer Diam./Diam. est. [mm]	307												
Housing Diam./Diam. alloggiamento [mm]	245												
KV-W00		CHEVROLET - DAEWOO	CF-W04 \ SF-W13 \ DF-W11 \ VL-W00										
													
		<table border="1"> <tr> <td>Diam./Diam. [mm]</td> <td>185</td> </tr> <tr> <td>Centering Diam./Diam. centraggio [mm]</td> <td>19,5</td> </tr> <tr> <td>Number of Teeth/N° denti</td> <td>18</td> </tr> <tr> <td>Inner Diam./Diam. int. [mm]</td> <td>10</td> </tr> <tr> <td>Outer Diam./Diam. est. [mm]</td> <td>254</td> </tr> </table>		Diam./Diam. [mm]	185	Centering Diam./Diam. centraggio [mm]	19,5	Number of Teeth/N° denti	18	Inner Diam./Diam. int. [mm]	10	Outer Diam./Diam. est. [mm]	254
Diam./Diam. [mm]	185												
Centering Diam./Diam. centraggio [mm]	19,5												
Number of Teeth/N° denti	18												
Inner Diam./Diam. int. [mm]	10												
Outer Diam./Diam. est. [mm]	254												
KV-W01		CHEVROLET	CF-392 \ SF-378 \ DF-W09 \ VL-W01										
													
		<table border="1"> <tr> <td>Diam./Diam. [mm]</td> <td>215</td> </tr> <tr> <td>Centering Diam./Diam. centraggio [mm]</td> <td>20,5</td> </tr> <tr> <td>Number of Teeth/N° denti</td> <td>24</td> </tr> <tr> <td>Outer Diam./Diam. est. [mm]</td> <td>287</td> </tr> </table>		Diam./Diam. [mm]	215	Centering Diam./Diam. centraggio [mm]	20,5	Number of Teeth/N° denti	24	Outer Diam./Diam. est. [mm]	287		
Diam./Diam. [mm]	215												
Centering Diam./Diam. centraggio [mm]	20,5												
Number of Teeth/N° denti	24												
Outer Diam./Diam. est. [mm]	287												


CY-000	
	Bore Ø 1/Alesaggio-Ø 1 [mm]
	19
	Mounting Bores Distance/Distanza fori di fissaggio [mm]
	47
	Inner Thread/Filett int. [mm]
10,6	
Number of Thread Bores/N° fori filettati	1
LADA	


CY-099	
	Bore Ø 1/Alesaggio-Ø 1 [mm]
	23
	Mounting Bores Distance/Distanza fori di fissaggio [mm]
	55
	Inner Thread/Filett int. [mm]
10	
Number of Thread Bores/N° fori filettati	1
JEEP	

CY-001	
	Bore Ø 1/Alesaggio-Ø 1 [mm]
	21
	Mounting Bores Distance/Distanza fori di fissaggio [mm]
	60
	Inner Thread/Filett int. [mm]
6	
Number of Bores/N° fori	1
CHRYSLER	

CY-101	
	Bore Ø 1/Alesaggio-Ø 1 [mm]
	19
	Mounting Bores Distance/Distanza fori di fissaggio [mm]
	52
	Inner Thread/Filett int. [mm]
8,8	
Number of Thread Bores/N° fori filettati	1
NISSAN	


CY-002	
	Bore Ø 1/Alesaggio-Ø 1 [mm]
	22
	Mounting Bores Distance/Distanza fori di fissaggio [mm]
	55
	Inner Thread/Filett int. [mm]
9	
Number of Thread Bores/N° fori filettati	1
MAHINDRA	

CY-103	
	Bore Ø 1/Alesaggio-Ø 1 [mm]
	17,4
	Mounting Bores Distance/Distanza fori di fissaggio [mm]
	52
	Inner Thread/Filett int. [mm]
8,8	
Number of Thread Bores/N° fori filettati	1
NISSAN	


CY-003	
	Bore Ø 1/Alesaggio-Ø 1 [mm]
	32,4
	Mounting Bores Distance/Distanza fori di fissaggio [mm]
	63
	Inner Thread/Filett int. [mm]
8,6	
Number of Thread Bores/N° fori filettati	1
TATA (TELCO)	


CY-104	
	Bore Ø 1/Alesaggio-Ø 1 [mm]
	19
	Mounting Bores Distance/Distanza fori di fissaggio [mm]
	52
	Inner Thread/Filett int. [mm]
9	
Number of Thread Bores/N° fori filettati	1
NISSAN	


CY-004	
	Bore Ø 1/Alesaggio-Ø 1 [mm]
	32,4
	Mounting Bores Distance/Distanza fori di fissaggio [mm]
	63
	Inner Thread/Filett int. [mm]
10,7	
Number of Thread Bores/N° fori filettati	1
TATA (TELCO)	


CY-106	
	Bore Ø 1/Alesaggio-Ø 1 [mm]
	17
	Number of Bores/N° fori
	2
NISSAN	



CY-107	
	Bore Ø 1/Alesaggio-Ø 1 [mm]
	17,4
	Mounting Bores Distance/Distanza fori di fissaggio [mm]
	52
	Inner Thread/Filett int. [mm]
8,8	
Number of Thread Bores/N° fori filettati	
1	
NISSAN	

CY-143	
	Bore Ø 1/Alesaggio-Ø 1 [mm]
	19
	Mounting Bores Distance/Distanza fori di fissaggio [mm]
	32
	Inner Thread/Filett int. [mm]
9	
Number of Thread Bores/N° fori filettati	
1	
NISSAN	

CY-115	
	Bore Ø 1/Alesaggio-Ø 1 [mm]
	19
	Mounting Bores Distance/Distanza fori di fissaggio [mm]
	52
	Inner Thread/Filett int. [mm]
8,8	
Number of Thread Bores/N° fori filettati	
1	
NISSAN	

CY-145	
	Bore Ø 1/Alesaggio-Ø 1 [mm]
	17
	Mounting Bores Distance/Distanza fori di fissaggio [mm]
	52
	Inner Thread/Filett int. [mm]
9	
Number of Thread Bores/N° fori filettati	
1	
NISSAN	

CY-134	
	Bore Ø 1/Alesaggio-Ø 1 [mm]
	19
	Mounting Bores Distance/Distanza fori di fissaggio [mm]
	52
	Inner Thread/Filett int. [mm]
8,7	
Number of Thread Bores/N° fori filettati	
1	
NISSAN	

CY-146	
	Bore Ø 1/Alesaggio-Ø 1 [mm]
	17
	Mounting Bores Distance/Distanza fori di fissaggio [mm]
	52
	Inner Thread/Filett int. [mm]
9	
Number of Thread Bores/N° fori filettati	
1	
NISSAN	

CY-141	
	Bore Ø 1/Alesaggio-Ø 1 [mm]
	17
	Mounting Bores Distance/Distanza fori di fissaggio [mm]
	52
	Inner Thread/Filett int. [mm]
9	
Number of Thread Bores/N° fori filettati	
1	
NISSAN	

CY-147	
	Bore Ø 1/Alesaggio-Ø 1 [mm]
	19
	Mounting Bores Distance/Distanza fori di fissaggio [mm]
	52
	Inner Thread/Filett int. [mm]
9	
Number of Thread Bores/N° fori filettati	
1	
NISSAN	


CY-142	
	Bore Ø 1/Alesaggio-Ø 1 [mm]
	19
	Mounting Bores Distance/Distanza fori di fissaggio [mm]
	20
	Inner Thread/Filett int. [mm]
9	
Number of Thread Bores/N° fori filettati	
1	
NISSAN	


CY-148	
	Bore Ø 1/Alesaggio-Ø 1 [mm]
	19
	Mounting Bores Distance/Distanza fori di fissaggio [mm]
	32
	Inner Thread/Filett int. [mm]
9	
Number of Thread Bores/N° fori filettati	
1	
NISSAN	

CY-149	
	Bore Ø 1/Alesaggio-Ø 1 [mm] 19
	Mounting Bores Distance/Distanza fori di fissaggio [mm] 52
	Inner Thread/Filett int. [mm] 9
	Number of Thread Bores/N° fori filettati 1
NISSAN	

CY-154	
	Bore Ø 1/Alesaggio-Ø 1 [mm] 20,5
	Mounting Bores Distance/Distanza fori di fissaggio [mm] 32
	Inner Thread/Filett int. [mm] 9
	Number of Thread Bores/N° fori filettati 1
NISSAN	

CY-150	
	Height/Altezza [mm] 57
	Inner Diam./Diam. int. [mm] 24,5
	Outer Diam./Diam. est. [mm] 63,7
NISSAN	

CY-155	
	Bore Ø 1/Alesaggio-Ø 1 [mm] 19
	Mounting Bores Distance/Distanza fori di fissaggio [mm] 52
	Inner Thread/Filett int. [mm] 9
	Number of Thread Bores/N° fori filettati 1
NISSAN	

CY-151	
	Bore Ø 1/Alesaggio-Ø 1 [mm] 17
	Mounting Bores Distance/Distanza fori di fissaggio [mm] 52
	Inner Thread/Filett int. [mm] 9
	Number of Thread Bores/N° fori filettati 1
NISSAN	


CY-156	
	Bore Ø 1/Alesaggio-Ø 1 [mm] 19
	Mounting Bores Distance/Distanza fori di fissaggio [mm] 52
	Inner Thread/Filett int. [mm] 9
	Number of Thread Bores/N° fori filettati 1
NISSAN	


CY-152	
	Bore Ø 1/Alesaggio-Ø 1 [mm] 19
	Mounting Bores Distance/Distanza fori di fissaggio [mm] 52
	Inner Thread/Filett int. [mm] 9
	Number of Thread Bores/N° fori filettati 1
NISSAN	


CY-157	
	Bore Ø 1/Alesaggio-Ø 1 [mm] 19
	Mounting Bores Distance/Distanza fori di fissaggio [mm] 52
	Inner Thread/Filett int. [mm] 9
	Number of Thread Bores/N° fori filettati 1
NISSAN	

CY-153	
	Bore Ø 1/Alesaggio-Ø 1 [mm] 21
	Mounting Bores Distance/Distanza fori di fissaggio [mm] 52
	Inner Thread/Filett int. [mm] 9
	Number of Thread Bores/N° fori filettati 1
NISSAN	

CY-158	
	Bore Ø 1/Alesaggio-Ø 1 [mm] 17
	Mounting Bores Distance/Distanza fori di fissaggio [mm] 52
	Inner Thread/Filett int. [mm] 9
	Number of Thread Bores/N° fori filettati 1
NISSAN	

CY-161	
	Bore Ø 1/Alesaggio-Ø 1 [mm]
	17
	Mounting Bores Distance/Distanza fori di fissaggio [mm]
	52
	Inner Thread/Filett int. [mm]
9	
Number of Thread Bores/N° fori filettati	
1	
NISSAN	

CY-167	
	Bore Ø 1/Alesaggio-Ø 1 [mm]
	17
	Mounting Bores Distance/Distanza fori di fissaggio [mm]
	52
	Inner Thread/Filett int. [mm]
9	
Number of Thread Bores/N° fori filettati	
1	
NISSAN	

CY-163	
	Bore Ø 1/Alesaggio-Ø 1 [mm]
	19
	Mounting Bores Distance/Distanza fori di fissaggio [mm]
	52
	Inner Thread/Filett int. [mm]
9	
Number of Thread Bores/N° fori filettati	
1	
NISSAN	

CY-181	
	Bore Ø 1/Alesaggio-Ø 1 [mm]
	19
	Mounting Bores Distance/Distanza fori di fissaggio [mm]
	52
	Inner Thread/Filett int. [mm]
8,8	
Number of Thread Bores/N° fori filettati	
1	
NISSAN	

CY-164	
	Bore Ø 1/Alesaggio-Ø 1 [mm]
	17,5
	Mounting Bores Distance/Distanza fori di fissaggio [mm]
	21
	Inner Thread/Filett int. [mm]
9	
Number of Thread Bores/N° fori filettati	
1	
NISSAN	

CY-183	
	Bore Ø 1/Alesaggio-Ø 1 [mm]
	19
	Mounting Bores Distance/Distanza fori di fissaggio [mm]
	52
	Inner Thread/Filett int. [mm]
8,8	
Number of Thread Bores/N° fori filettati	
1	
NISSAN	

CY-165	
	Bore Ø 1/Alesaggio-Ø 1 [mm]
	19
	Mounting Bores Distance/Distanza fori di fissaggio [mm]
	31,5
	Inner Thread/Filett int. [mm]
9	
Number of Thread Bores/N° fori filettati	
1	
NISSAN	

CY-184	
	Bore Ø 1/Alesaggio-Ø 1 [mm]
	19
	Mounting Bores Distance/Distanza fori di fissaggio [mm]
	52
	Inner Thread/Filett int. [mm]
8,8	
Number of Thread Bores/N° fori filettati	
1	
NISSAN	

CY-166	
	Bore Ø 1/Alesaggio-Ø 1 [mm]
	19
	Mounting Bores Distance/Distanza fori di fissaggio [mm]
	32
	Inner Thread/Filett int. [mm]
9	
Number of Thread Bores/N° fori filettati	
1	
NISSAN	

CY-185	
	Bore Ø 1/Alesaggio-Ø 1 [mm]
	17,4
	Mounting Bores Distance/Distanza fori di fissaggio [mm]
	52
	Inner Thread/Filett int. [mm]
8,8	
Number of Thread Bores/N° fori filettati	
1	
NISSAN	

CY-186	
	Bore Ø 1/Alesaggio-Ø 1 [mm]
	17,4
	Mounting Bores Distance/Distanza fori di fissaggio [mm]
	52
	Inner Thread/Filett int. [mm]
8,8	
Number of Thread Bores/N° fori filettati	
1	
NISSAN	

CY-191	
	Bore Ø 1/Alesaggio-Ø 1 [mm]
	19
	Mounting Bores Distance/Distanza fori di fissaggio [mm]
	32
	Inner Thread/Filett int. [mm]
9	
Number of Thread Bores/N° fori filettati	
1	
NISSAN	

CY-187	
	Bore Ø 1/Alesaggio-Ø 1 [mm]
	19
	Mounting Bores Distance/Distanza fori di fissaggio [mm]
	32
	Inner Thread/Filett int. [mm]
8,7	
Number of Thread Bores/N° fori filettati	
1	
NISSAN	


CY-193	
	Bore Ø 1/Alesaggio-Ø 1 [mm]
	19
	Mounting Bores Distance/Distanza fori di fissaggio [mm]
	52
	Inner Thread/Filett int. [mm]
8,8	
Number of Thread Bores/N° fori filettati	
1	
NISSAN	


CY-188	
	Bore Ø 1/Alesaggio-Ø 1 [mm]
	17,4
	Mounting Bores Distance/Distanza fori di fissaggio [mm]
	52
	Inner Thread/Filett int. [mm]
8,7	
Number of Thread Bores/N° fori filettati	
1	
NISSAN	

CY-194	
	Bore Ø 1/Alesaggio-Ø 1 [mm]
	19
	Mounting Bores Distance/Distanza fori di fissaggio [mm]
	52
	Inner Thread/Filett int. [mm]
8,7	
Number of Thread Bores/N° fori filettati	
1	
NISSAN	

CY-189	
	Bore Ø 1/Alesaggio-Ø 1 [mm]
	17,4
	Mounting Bores Distance/Distanza fori di fissaggio [mm]
	52
	Inner Thread/Filett int. [mm]
8,7	
Number of Thread Bores/N° fori filettati	
1	
NISSAN	

CY-195	
	Bore Ø 1/Alesaggio-Ø 1 [mm]
	17,4
	Mounting Bores Distance/Distanza fori di fissaggio [mm]
	52
	Inner Thread/Filett int. [mm]
8,8	
Number of Thread Bores/N° fori filettati	
1	
NISSAN	

CY-190	
	Bore Ø 1/Alesaggio-Ø 1 [mm]
	19
	Mounting Bores Distance/Distanza fori di fissaggio [mm]
	31
	Inner Thread/Filett int. [mm]
8,8	
Number of Thread Bores/N° fori filettati	
1	
NISSAN	

CY-196	
	Bore Ø 1/Alesaggio-Ø 1 [mm]
	19
	Mounting Bores Distance/Distanza fori di fissaggio [mm]
	60
	Inner Thread/Filett int. [mm]
8,6	
Number of Thread Bores/N° fori filettati	
1	
NISSAN	



CY-198		
	Bore Ø 1/Alesaggio-Ø 1 [mm]	19
	Mounting Bores Distance/Distanza fori di fissaggio [mm]	52
	Inner Thread/Filett int. [mm]	8,8
	Number of Thread Bores/N° fori filettati	1
	<b>NISSAN</b>	


CY-204		
	Bore Ø 1/Alesaggio-Ø 1 [mm]	20
	Mounting Bores Distance/Distanza fori di fissaggio [mm]	33
	Inner Thread/Filett int. [mm]	8,8
	Number of Thread Bores/N° fori filettati	1
	<b>TOYOTA</b>	

CY-199		
	Bore Ø 1/Alesaggio-Ø 1 [mm]	19
	Mounting Bores Distance/Distanza fori di fissaggio [mm]	52
	Inner Thread/Filett int. [mm]	8,7
	Number of Thread Bores/N° fori filettati	1
	<b>NISSAN</b>	


CY-205		
	Bore Ø 1/Alesaggio-Ø 1 [mm]	20,6
	Mounting Bores Distance/Distanza fori di fissaggio [mm]	35
	Inner Thread/Filett int. [mm]	8,7
	Number of Thread Bores/N° fori filettati	1
	<b>TOYOTA</b>	

CY-200		
	Bore Ø 1/Alesaggio-Ø 1 [mm]	20,6
	Mounting Bores Distance/Distanza fori di fissaggio [mm]	35
	Inner Thread/Filett int. [mm]	8,7
	Number of Thread Bores/N° fori filettati	1
	<b>TOYOTA</b>	

CY-207		
	Bore Ø 1/Alesaggio-Ø 1 [mm]	19
	Mounting Bores Distance/Distanza fori di fissaggio [mm]	34
	Inner Thread/Filett int. [mm]	9
	Number of Thread Bores/N° fori filettati	1
	<b>TOYOTA</b>	


CY-201		
	Bore Ø 1/Alesaggio-Ø 1 [mm]	20,5
	Mounting Bores Distance/Distanza fori di fissaggio [mm]	34
	Inner Thread/Filett int. [mm]	8,7
	Number of Thread Bores/N° fori filettati	1
	<b>TOYOTA</b>	

CY-208		
	Bore Ø 1/Alesaggio-Ø 1 [mm]	19
	Mounting Bores Distance/Distanza fori di fissaggio [mm]	34
	Inner Thread/Filett int. [mm]	9
	Number of Thread Bores/N° fori filettati	1
	<b>TOYOTA</b>	

CY-202		
	Bore Ø 1/Alesaggio-Ø 1 [mm]	20,6
	Mounting Bores Distance/Distanza fori di fissaggio [mm]	34
	Inner Thread/Filett int. [mm]	9
	Number of Thread Bores/N° fori filettati	1
	<b>TOYOTA - DAIHATSU</b>	

CY-209		
	Bore Ø 1/Alesaggio-Ø 1 [mm]	19
	Mounting Bores Distance/Distanza fori di fissaggio [mm]	34
	Inner Thread/Filett int. [mm]	8,7
	Number of Thread Bores/N° fori filettati	1
	<b>TOYOTA</b>	



CY-210	
	Bore Ø 1/Alesaggio-Ø 1 [mm] <b>22</b>
	Mounting Bores Distance/Distanza fori di fissaggio [mm] <b>29</b>
	Inner Thread/Filett int. [mm] <b>9</b>
	Number of Thread Bores/N° fori filettati <b>1</b>
TOYOTA	


CY-225	
	Bore Ø 1/Alesaggio-Ø 1 [mm] <b>20,6</b>
	Mounting Bores Distance/Distanza fori di fissaggio [mm] <b>45</b>
	Inner Thread/Filett int. [mm] <b>8,8</b>
	Number of Thread Bores/N° fori filettati <b>1</b>
TOYOTA	


CY-211	
	Bore Ø 1/Alesaggio-Ø 1 [mm] <b>22</b>
	Mounting Bores Distance/Distanza fori di fissaggio [mm] <b>34</b>
	Inner Thread/Filett int. [mm] <b>9</b>
	Number of Thread Bores/N° fori filettati <b>1</b>
TOYOTA	

CY-226	
	Bore Ø 1/Alesaggio-Ø 1 [mm] <b>22</b>
	Mounting Bores Distance/Distanza fori di fissaggio [mm] <b>28</b>
	Inner Thread/Filett int. [mm] <b>8,8</b>
	Number of Thread Bores/N° fori filettati <b>1</b>
TOYOTA	

CY-213	
	Bore Ø 1/Alesaggio-Ø 1 [mm] <b>19</b>
	Mounting Bores Distance/Distanza fori di fissaggio [mm] <b>28</b>
	Inner Thread/Filett int. [mm] <b>8,8</b>
	Number of Thread Bores/N° fori filettati <b>1</b>
TOYOTA	

CY-227	
	Bore Ø 1/Alesaggio-Ø 1 [mm] <b>23,7</b>
	Mounting Bores Distance/Distanza fori di fissaggio [mm] <b>29</b>
	Inner Thread/Filett int. [mm] <b>8,8</b>
	Number of Thread Bores/N° fori filettati <b>1</b>
TOYOTA	


CY-216	
	Bore Ø 1/Alesaggio-Ø 1 [mm] <b>19</b>
	Mounting Bores Distance/Distanza fori di fissaggio [mm] <b>34</b>
	Inner Thread/Filett int. [mm] <b>8,8</b>
	Number of Thread Bores/N° fori filettati <b>1</b>
TOYOTA	


CY-228	
	Bore Ø 1/Alesaggio-Ø 1 [mm] <b>22</b>
	Mounting Bores Distance/Distanza fori di fissaggio [mm] <b>45</b>
	Inner Thread/Filett int. [mm] <b>8,8</b>
	Number of Thread Bores/N° fori filettati <b>1</b>
TOYOTA	


CY-219	
	Bore Ø 1/Alesaggio-Ø 1 [mm] <b>20,6</b>
	Mounting Bores Distance/Distanza fori di fissaggio [mm] <b>35</b>
	Inner Thread/Filett int. [mm] <b>8,8</b>
	Number of Thread Bores/N° fori filettati <b>1</b>
TOYOTA	


CY-229	
	Bore Ø 1/Alesaggio-Ø 1 [mm] <b>22</b>
	Mounting Bores Distance/Distanza fori di fissaggio [mm] <b>50</b>
	Inner Thread/Filett int. [mm] <b>11</b>
	Number of Thread Bores/N° fori filettati <b>1</b>
TOYOTA	


CY-230	
	Bore Ø 1/Alesaggio-Ø 1 [mm]
	20,6
	Mounting Bores Distance/Distanza fori di fissaggio [mm]
	35
	Inner Thread/Filett int. [mm]
	8,7
	Number of Thread Bores/N° fori filettati
	1
TOYOTA	

CY-239	
	Bore Ø 1/Alesaggio-Ø 1 [mm]
	19
	Mounting Bores Distance/Distanza fori di fissaggio [mm]
	28
	Inner Thread/Filett int. [mm]
	8,6
	Number of Thread Bores/N° fori filettati
	1
TOYOTA	

CY-233	
	Bore Ø 1/Alesaggio-Ø 1 [mm]
	20,5
	Mounting Bores Distance/Distanza fori di fissaggio [mm]
	35
	Inner Thread/Filett int. [mm]
	8,7
	Number of Thread Bores/N° fori filettati
	1
TOYOTA	

CY-240	
	Bore Ø 1/Alesaggio-Ø 1 [mm]
	20
	Mounting Bores Distance/Distanza fori di fissaggio [mm]
	34
	Inner Thread/Filett int. [mm]
	9
	Number of Thread Bores/N° fori filettati
	1
TOYOTA	

CY-234	
	Bore Ø 1/Alesaggio-Ø 1 [mm]
	20,6
	Mounting Bores Distance/Distanza fori di fissaggio [mm]
	34
	Inner Thread/Filett int. [mm]
	8,8
	Number of Thread Bores/N° fori filettati
	1
TOYOTA	


CY-241	
	Bore Ø 1/Alesaggio-Ø 1 [mm]
	19
	Mounting Bores Distance/Distanza fori di fissaggio [mm]
	34
	Inner Thread/Filett int. [mm]
	8
	Number of Thread Bores/N° fori filettati
	1
TOYOTA	

CY-235	
	Bore Ø 1/Alesaggio-Ø 1 [mm]
	20,5
	Mounting Bores Distance/Distanza fori di fissaggio [mm]
	34
	Inner Thread/Filett int. [mm]
	9
	Number of Thread Bores/N° fori filettati
	1
TOYOTA	

CY-242	
	Bore Ø 1/Alesaggio-Ø 1 [mm]
	21
	Mounting Bores Distance/Distanza fori di fissaggio [mm]
	35
	Inner Thread/Filett int. [mm]
	9
	Number of Thread Bores/N° fori filettati
	1
TOYOTA	


CY-238	
	Bore Ø 1/Alesaggio-Ø 1 [mm]
	20,6
	Mounting Bores Distance/Distanza fori di fissaggio [mm]
	35
	Inner Thread/Filett int. [mm]
	9
	Number of Thread Bores/N° fori filettati
	1
TOYOTA	


CY-243	
	Bore Ø 1/Alesaggio-Ø 1 [mm]
	21
	Mounting Bores Distance/Distanza fori di fissaggio [mm]
	34
	Inner Thread/Filett int. [mm]
	9
	Number of Thread Bores/N° fori filettati
	1
TOYOTA	


CY-244	
	Bore Ø 1/Alesaggio-Ø 1 [mm] 21
	Mounting Bores Distance/Distanza fori di fissaggio [mm] 34
	Inner Thread/Filett int. [mm] 9
	Number of Thread Bores/N° fori filettati 1
	TOYOTA


CY-249	
	Bore Ø 1/Alesaggio-Ø 1 [mm] 19
	Mounting Bores Distance/Distanza fori di fissaggio [mm] 34
	Inner Thread/Filett int. [mm] 9
	Number of Thread Bores/N° fori filettati 1
	TOYOTA

CY-245	
	Bore Ø 1/Alesaggio-Ø 1 [mm] 21
	Mounting Bores Distance/Distanza fori di fissaggio [mm] 34
	Inner Thread/Filett int. [mm] 9
	Number of Thread Bores/N° fori filettati 1
	TOYOTA

CY-252	
	Bore Ø 1/Alesaggio-Ø 1 [mm] 19
	Mounting Bores Distance/Distanza fori di fissaggio [mm] 35
	Inner Thread/Filett int. [mm] 9
	Number of Thread Bores/N° fori filettati 1
	TOYOTA

CY-246	
	Bore Ø 1/Alesaggio-Ø 1 [mm] 21
	Mounting Bores Distance/Distanza fori di fissaggio [mm] 34
	Inner Thread/Filett int. [mm] 7-9
	Number of Thread Bores/N° fori filettati 3
	TOYOTA


CY-254	
	Bore Ø 1/Alesaggio-Ø 1 [mm] 20
	Mounting Bores Distance/Distanza fori di fissaggio [mm] 34
	Inner Thread/Filett int. [mm] 11
	Number of Thread Bores/N° fori filettati 2
	TOYOTA


CY-247	
	Bore Ø 1/Alesaggio-Ø 1 [mm] 20
	Mounting Bores Distance/Distanza fori di fissaggio [mm] 34
	Inner Thread/Filett int. [mm] 9
	Number of Thread Bores/N° fori filettati 1
	TOYOTA

CY-255	
	Bore Ø 1/Alesaggio-Ø 1 [mm] 21
	Mounting Bores Distance/Distanza fori di fissaggio [mm] 35
	Inner Thread/Filett int. [mm] 9
	Number of Thread Bores/N° fori filettati 1
	TOYOTA


CY-248	
	Bore Ø 1/Alesaggio-Ø 1 [mm] 21
	Mounting Bores Distance/Distanza fori di fissaggio [mm] 34
	Inner Thread/Filett int. [mm] 9
	Number of Thread Bores/N° fori filettati 1
	TOYOTA


CY-256	
	Bore Ø 1/Alesaggio-Ø 1 [mm] 20
	Mounting Bores Distance/Distanza fori di fissaggio [mm] 34
	Inner Thread/Filett int. [mm] 9
	Number of Thread Bores/N° fori filettati 1
	TOYOTA

CY-257	
	Bore Ø 1/Alesaggio-Ø 1 [mm]
	19
	Mounting Bores Distance/Distanza fori di fissaggio [mm]
	34
	Inner Thread/Filett int. [mm]
9	
Number of Thread Bores/N° fori filettati	
1	
TOYOTA	


CY-286	
	Bore Ø 1/Alesaggio-Ø 1 [mm]
	20,6
	Mounting Bores Distance/Distanza fori di fissaggio [mm]
	34
	Inner Thread/Filett int. [mm]
8,6	
Number of Thread Bores/N° fori filettati	
1	
TOYOTA	

CY-282	
	Bore Ø 1/Alesaggio-Ø 1 [mm]
	19
	Mounting Bores Distance/Distanza fori di fissaggio [mm]
	34
	Inner Thread/Filett int. [mm]
8,8	
Number of Thread Bores/N° fori filettati	
1	
TOYOTA	

CY-287	
	Bore Ø 1/Alesaggio-Ø 1 [mm]
	20,5
	Mounting Bores Distance/Distanza fori di fissaggio [mm]
	34
	Inner Thread/Filett int. [mm]
8,7	
Number of Thread Bores/N° fori filettati	
1	
TOYOTA	


CY-283	
	Bore Ø 1/Alesaggio-Ø 1 [mm]
	22,2
	Mounting Bores Distance/Distanza fori di fissaggio [mm]
	34
	Inner Thread/Filett int. [mm]
8,8	
Number of Thread Bores/N° fori filettati	
1	
TOYOTA	

CY-288	
	Bore Ø 1/Alesaggio-Ø 1 [mm]
	21
	Mounting Bores Distance/Distanza fori di fissaggio [mm]
	29
	Inner Thread/Filett int. [mm]
9	
Number of Thread Bores/N° fori filettati	
1	
TOYOTA	

CY-284	
	Bore Ø 1/Alesaggio-Ø 1 [mm]
	22
	Mounting Bores Distance/Distanza fori di fissaggio [mm]
	34
	Inner Thread/Filett int. [mm]
8,8	
Number of Thread Bores/N° fori filettati	
1	
TOYOTA	

CY-289	
	Bore Ø 1/Alesaggio-Ø 1 [mm]
	20,6
	Mounting Bores Distance/Distanza fori di fissaggio [mm]
	34
	Inner Thread/Filett int. [mm]
9	
Number of Thread Bores/N° fori filettati	
1	
TOYOTA	


CY-285	
	Bore Ø 1/Alesaggio-Ø 1 [mm]
	20,6
	Mounting Bores Distance/Distanza fori di fissaggio [mm]
	34
	Inner Thread/Filett int. [mm]
8,7	
Number of Thread Bores/N° fori filettati	
1	
HYUNDAI - TOYOTA	

CY-290	
	Bore Ø 1/Alesaggio-Ø 1 [mm]
	20,6
	Mounting Bores Distance/Distanza fori di fissaggio [mm]
	34
	Inner Thread/Filett int. [mm]
8,8	
Number of Thread Bores/N° fori filettati	
1	



CY-291	
	Bore Ø 1/Alesaggio-Ø 1 [mm]
	20,6
	Mounting Bores Distance/Distanza fori di fissaggio [mm]
	34
	Inner Thread/Filett int. [mm]
8,7	
Number of Thread Bores/N° fori filettati	1

CY-297	
	Bore Ø 1/Alesaggio-Ø 1 [mm]
	20,5
	Mounting Bores Distance/Distanza fori di fissaggio [mm]
	34
	Inner Thread/Filett int. [mm]
8,5	
Number of Thread Bores/N° fori filettati	1
<b>TOYOTA</b>	

CY-293	
	Bore Ø 1/Alesaggio-Ø 1 [mm]
	20,5
	Mounting Bores Distance/Distanza fori di fissaggio [mm]
	34
	Inner Thread/Filett int. [mm]
9	
Number of Thread Bores/N° fori filettati	1
<b>TOYOTA</b>	


CY-298	
	Bore Ø 1/Alesaggio-Ø 1 [mm]
	20,5
	Mounting Bores Distance/Distanza fori di fissaggio [mm]
	34
	Inner Thread/Filett int. [mm]
8,6	
Number of Thread Bores/N° fori filettati	1
<b>TOYOTA</b>	

CY-294	
	Bore Ø 1/Alesaggio-Ø 1 [mm]
	20,6
	Mounting Bores Distance/Distanza fori di fissaggio [mm]
	34
	Inner Thread/Filett int. [mm]
8,8	
Number of Thread Bores/N° fori filettati	1

CY-299	
	Bore Ø 1/Alesaggio-Ø 1 [mm]
	20,6
	Mounting Bores Distance/Distanza fori di fissaggio [mm]
	45
	Inner Thread/Filett int. [mm]
9	
Number of Thread Bores/N° fori filettati	1
<b>TOYOTA</b>	

CY-295	
	Bore Ø 1/Alesaggio-Ø 1 [mm]
	22,2
	Mounting Bores Distance/Distanza fori di fissaggio [mm]
	34
	Inner Thread/Filett int. [mm]
9	
Number of Thread Bores/N° fori filettati	1
<b>TOYOTA</b>	

CY-300	
	Bore Ø 1/Alesaggio-Ø 1 [mm]
	17,4
	Mounting Bores Distance/Distanza fori di fissaggio [mm]
	50
	Inner Thread/Filett int. [mm]
8,7	
Number of Thread Bores/N° fori filettati	1
<b>MAZDA</b>	

CY-296	
	Bore Ø 1/Alesaggio-Ø 1 [mm]
	20,6
	Mounting Bores Distance/Distanza fori di fissaggio [mm]
	34
	Inner Thread/Filett int. [mm]
8,8	
Number of Thread Bores/N° fori filettati	1
<b>TOYOTA</b>	


CY-301	
	Bore Ø 1/Alesaggio-Ø 1 [mm]
	19
	Mounting Bores Distance/Distanza fori di fissaggio [mm]
	52
	Inner Thread/Filett int. [mm]
8,6	
Number of Thread Bores/N° fori filettati	1
<b>MAZDA</b>	




CY-303	
	Bore Ø 1/Alesaggio-Ø 1 [mm]
	17,3
	Mounting Bores Distance/Distanza fori di fissaggio [mm]
	50
	Inner Thread/Filett int. [mm]
8,5	
Number of Thread Bores/N° fori filettati	
1	


CY-326	
	Bore Ø 1/Alesaggio-Ø 1 [mm]
	19
	Mounting Bores Distance/Distanza fori di fissaggio [mm]
	52
	Inner Thread/Filett int. [mm]
9	
Number of Thread Bores/N° fori filettati	
1	

CY-304	
	Bore Ø 1/Alesaggio-Ø 1 [mm]
	19
	Mounting Bores Distance/Distanza fori di fissaggio [mm]
	52
	Inner Thread/Filett int. [mm]
8,6	
Number of Thread Bores/N° fori filettati	
1	

CY-327	
	Bore Ø 1/Alesaggio-Ø 1 [mm]
	19
	Mounting Bores Distance/Distanza fori di fissaggio [mm]
	30
	Inner Thread/Filett int. [mm]
9	
Number of Thread Bores/N° fori filettati	
1	

CY-320	
	Height/Altezza [mm]
	64,5
	Inner Diam./Diam. int. [mm]
	23,4
	Outer Diam./Diam. est. [mm]
71,7	
Outer Diam. 1/Diam. est. 1 [mm]	
64,3	

CY-328	
	Bore Ø 1/Alesaggio-Ø 1 [mm]
	19
	Mounting Bores Distance/Distanza fori di fissaggio [mm]
	52
	Inner Thread/Filett int. [mm]
9	
Number of Thread Bores/N° fori filettati	
1	

CY-323	
	Bore Ø 1/Alesaggio-Ø 1 [mm]
	19
	Mounting Bores Distance/Distanza fori di fissaggio [mm]
	31
	Inner Thread/Filett int. [mm]
9	
Number of Thread Bores/N° fori filettati	
1	

CY-329	
	Bore Ø 1/Alesaggio-Ø 1 [mm]
	19
	Mounting Bores Distance/Distanza fori di fissaggio [mm]
	52
	Inner Thread/Filett int. [mm]
9	
Number of Thread Bores/N° fori filettati	
1	

CY-324	
	Bore Ø 1/Alesaggio-Ø 1 [mm]
	19
	Mounting Bores Distance/Distanza fori di fissaggio [mm]
	30
	Inner Thread/Filett int. [mm]
9	
Number of Thread Bores/N° fori filettati	
1	

CY-330	
	Bore Ø 1/Alesaggio-Ø 1 [mm]
	19
	Mounting Bores Distance/Distanza fori di fissaggio [mm]
	52
	Inner Thread/Filett int. [mm]
9	
Number of Thread Bores/N° fori filettati	
1	

CY-331	
	Bore Ø 1/Alesaggio-Ø 1 [mm]
	19
	Mounting Bores Distance/Distanza fori di fissaggio [mm]
	53
	Inner Thread/Filett int. [mm]
	9
	Number of Thread Bores/N° fori filettati
	1
MAZDA	

CY-391	
	Bore Ø 1/Alesaggio-Ø 1 [mm]
	19
	Mounting Bores Distance/Distanza fori di fissaggio [mm]
	52
	Inner Thread/Filett int. [mm]
	9
	Number of Thread Bores/N° fori filettati
	1
MAZDA	

CY-332	
	Bore Ø 1/Alesaggio-Ø 1 [mm]
	19
	Mounting Bores Distance/Distanza fori di fissaggio [mm]
	60
	Inner Thread/Filett int. [mm]
	9
	Number of Thread Bores/N° fori filettati
	1
MAZDA	

CY-392	
	Bore Ø 1/Alesaggio-Ø 1 [mm]
	19
	Mounting Bores Distance/Distanza fori di fissaggio [mm]
	52
	Inner Thread/Filett int. [mm]
	8,8
	Number of Thread Bores/N° fori filettati
	1
MAZDA	

CY-333	
	Bore Ø 1/Alesaggio-Ø 1 [mm]
	19
	Mounting Bores Distance/Distanza fori di fissaggio [mm]
	30
	Inner Thread/Filett int. [mm]
	9
	Number of Thread Bores/N° fori filettati
	1
MAZDA	

CY-393	
	Bore Ø 1/Alesaggio-Ø 1 [mm]
	19
	Mounting Bores Distance/Distanza fori di fissaggio [mm]
	33
	Inner Thread/Filett int. [mm]
	9
	Number of Thread Bores/N° fori filettati
	1
MAZDA	


CY-389	
	Bore Ø 1/Alesaggio-Ø 1 [mm]
	19
	Mounting Bores Distance/Distanza fori di fissaggio [mm]
	52
	Inner Thread/Filett int. [mm]
	9
	Number of Thread Bores/N° fori filettati
	1
MAZDA	


CY-394	
	Bore Ø 1/Alesaggio-Ø 1 [mm]
	19
	Mounting Bores Distance/Distanza fori di fissaggio [mm]
	30
	Inner Thread/Filett int. [mm]
	9
	Number of Thread Bores/N° fori filettati
	1
MAZDA	


CY-390	
	Bore Ø 1/Alesaggio-Ø 1 [mm]
	19
	Mounting Bores Distance/Distanza fori di fissaggio [mm]
	52
	Inner Thread/Filett int. [mm]
	8,8
	Number of Thread Bores/N° fori filettati
	1
MAZDA	

CY-395	
	Bore Ø 1/Alesaggio-Ø 1 [mm]
	19
	Mounting Bores Distance/Distanza fori di fissaggio [mm]
	30
	Inner Thread/Filett int. [mm]
	8,7
	Number of Thread Bores/N° fori filettati
	1
MAZDA	

CY-396	
	Bore Ø 1/Alesaggio-Ø 1 [mm]
	19
	Mounting Bores Distance/Distanza fori di fissaggio [mm]
	52
	Inner Thread/Filett int. [mm]
	8,8
Number of Thread Bores/N° fori filettati	
	1
MAZDA	

CY-402	
	Bore Ø 1/Alesaggio-Ø 1 [mm]
	19
	Mounting Bores Distance/Distanza fori di fissaggio [mm]
	35
	Inner Thread/Filett int. [mm]
	9
Number of Thread Bores/N° fori filettati	
	1
HONDA	

CY-397	
	Bore Ø 1/Alesaggio-Ø 1 [mm]
	19
	Mounting Bores Distance/Distanza fori di fissaggio [mm]
	52
	Inner Thread/Filett int. [mm]
	8,7
Number of Thread Bores/N° fori filettati	
	1
MAZDA	

CY-403	
	Bore Ø 1/Alesaggio-Ø 1 [mm]
	21
	Mounting Bores Distance/Distanza fori di fissaggio [mm]
	35
	Inner Thread/Filett int. [mm]
	12
Number of Thread Bores/N° fori filettati	
	1
HONDA	


CY-398	
	Bore Ø 1/Alesaggio-Ø 1 [mm]
	19
	Mounting Bores Distance/Distanza fori di fissaggio [mm]
	52
	Inner Thread/Filett int. [mm]
	8,8
Number of Thread Bores/N° fori filettati	
	2
MAZDA	

CY-404	
	Bore Ø 1/Alesaggio-Ø 1 [mm]
	19
	Mounting Bores Distance/Distanza fori di fissaggio [mm]
	30
	Inner Thread/Filett int. [mm]
	9
Number of Thread Bores/N° fori filettati	
	1
HONDA	

CY-399	
	Bore Ø 1/Alesaggio-Ø 1 [mm]
	19
	Mounting Bores Distance/Distanza fori di fissaggio [mm]
	30
	Inner Thread/Filett int. [mm]
	8,8
Number of Thread Bores/N° fori filettati	
	1
MAZDA	

CY-405	
	Bore Ø 1/Alesaggio-Ø 1 [mm]
	19
	Mounting Bores Distance/Distanza fori di fissaggio [mm]
	30
	Inner Thread/Filett int. [mm]
	9
Number of Thread Bores/N° fori filettati	
	1
HONDA	


CY-400	
	Bore Ø 1/Alesaggio-Ø 1 [mm]
	19
	Mounting Bores Distance/Distanza fori di fissaggio [mm]
	49
	Inner Thread/Filett int. [mm]
	8,8
Number of Thread Bores/N° fori filettati	
	1
HONDA	

CY-406	
	Bore Ø 1/Alesaggio-Ø 1 [mm]
	19
	Mounting Bores Distance/Distanza fori di fissaggio [mm]
	35
	Inner Thread/Filett int. [mm]
	12
Number of Thread Bores/N° fori filettati	
	1
HONDA	


CY-407	
	Bore Ø 1/Alesaggio-Ø 1 [mm] 19
	Mounting Bores Distance/Distanza fori di fissaggio [mm] 30
	Inner Thread/Filett int. [mm] 9
	Number of Thread Bores/N° fori filettati 1
HONDA	

CY-499	
	Bore Ø 1/Alesaggio-Ø 1 [mm] 19
	Mounting Bores Distance/Distanza fori di fissaggio [mm] 32
	Inner Thread/Filett int. [mm] 9
	Number of Thread Bores/N° fori filettati 1
HONDA	

CY-408	
	Bore Ø 1/Alesaggio-Ø 1 [mm] 19
	Mounting Bores Distance/Distanza fori di fissaggio [mm] 35
	Inner Thread/Filett int. [mm] 9
	Number of Thread Bores/N° fori filettati 1
HONDA	


CY-500	
	Bore Ø 1/Alesaggio-Ø 1 [mm] 20
	Mounting Bores Distance/Distanza fori di fissaggio [mm] 53
	Inner Thread/Filett int. [mm] 9
	Number of Thread Bores/N° fori filettati 1
MITSUBISHI	

CY-409	
	Bore Ø 1/Alesaggio-Ø 1 [mm] 19
	Mounting Bores Distance/Distanza fori di fissaggio [mm] 35
	Inner Thread/Filett int. [mm] 9
	Number of Thread Bores/N° fori filettati 1
HONDA	

CY-501	
	Bore Ø 1/Alesaggio-Ø 1 [mm] 19
	Mounting Bores Distance/Distanza fori di fissaggio [mm] 50
	Inner Thread/Filett int. [mm] 9
	Number of Thread Bores/N° fori filettati 1
MITSUBISHI	

CY-410	
	Bore Ø 1/Alesaggio-Ø 1 [mm] 21
	Mounting Bores Distance/Distanza fori di fissaggio [mm] 35
	Inner Thread/Filett int. [mm] 9
	Number of Thread Bores/N° fori filettati 1
HONDA	


CY-505	
	Bore Ø 1/Alesaggio-Ø 1 [mm] 19
	Mounting Bores Distance/Distanza fori di fissaggio [mm] 30
	Inner Thread/Filett int. [mm] 9
	Number of Thread Bores/N° fori filettati 1
MITSUBISHI	

CY-411	
	Bore Ø 1/Alesaggio-Ø 1 [mm] 19
	Mounting Bores Distance/Distanza fori di fissaggio [mm] 33
	Inner Thread/Filett int. [mm] 9
	Number of Thread Bores/N° fori filettati 1
HONDA	

CY-571	
	Bore Ø 1/Alesaggio-Ø 1 [mm] 20,5
	Mounting Bores Distance/Distanza fori di fissaggio [mm] 35
	Inner Thread/Filett int. [mm] 9
	Number of Thread Bores/N° fori filettati 1
MITSUBISHI	




CY-572	
	Bore Ø 1/Alesaggio-Ø 1 [mm]
	19
	Mounting Bores Distance/Distanza fori di fissaggio [mm]
	70
	Inner Thread/Filett int. [mm]
8	
Number of Thread Bores/N° fori filettati	
1	
<b>mitsubishi</b>	

CY-579	
	Bore Ø 1/Alesaggio-Ø 1 [mm]
	20,5
	Mounting Bores Distance/Distanza fori di fissaggio [mm]
	50
	Inner Thread/Filett int. [mm]
8,8	
Number of Thread Bores/N° fori filettati	
1	
<b>hyundai</b>	

CY-573	
	Bore Ø 1/Alesaggio-Ø 1 [mm]
	19
	Mounting Bores Distance/Distanza fori di fissaggio [mm]
	30
	Inner Thread/Filett int. [mm]
8,5	
Number of Thread Bores/N° fori filettati	
1	
<b>mitsubishi</b>	

CY-581	
	Bore Ø 1/Alesaggio-Ø 1 [mm]
	19
	Mounting Bores Distance/Distanza fori di fissaggio [mm]
	30
	Inner Thread/Filett int. [mm]
8,6	
Number of Thread Bores/N° fori filettati	
1	
<b>hyundai</b>	

CY-574	
	Bore Ø 1/Alesaggio-Ø 1 [mm]
	23,5
	Mounting Bores Distance/Distanza fori di fissaggio [mm]
	37
	Inner Thread/Filett int. [mm]
9	
Number of Thread Bores/N° fori filettati	
1	
<b>mitsubishi</b>	

CY-583	
	Bore Ø 1/Alesaggio-Ø 1 [mm]
	20,6
	Mounting Bores Distance/Distanza fori di fissaggio [mm]
	50
	Inner Thread/Filett int. [mm]
8,6	
Number of Thread Bores/N° fori filettati	
1	
<b>hyundai</b>	

CY-575	
	Bore Ø 1/Alesaggio-Ø 1 [mm]
	19
	Mounting Bores Distance/Distanza fori di fissaggio [mm]
	70
	Inner Thread/Filett int. [mm]
9	
Number of Thread Bores/N° fori filettati	
1	
<b>mitsubishi</b>	


CY-585	
	Bore Ø 1/Alesaggio-Ø 1 [mm]
	20,6
	Mounting Bores Distance/Distanza fori di fissaggio [mm]
	50
	Inner Thread/Filett int. [mm]
8,7	
Number of Thread Bores/N° fori filettati	
1	
<b>hyundai</b>	

CY-576	
	Bore Ø 1/Alesaggio-Ø 1 [mm]
	19
	Mounting Bores Distance/Distanza fori di fissaggio [mm]
	60
	Inner Thread/Filett int. [mm]
9	
Number of Thread Bores/N° fori filettati	
1	
<b>mitsubishi</b>	

CY-589	
	Bore Ø 1/Alesaggio-Ø 1 [mm]
	19
	Mounting Bores Distance/Distanza fori di fissaggio [mm]
	30
	Inner Thread/Filett int. [mm]
9	
Number of Thread Bores/N° fori filettati	
1	
<b>mitsubishi</b>	



CY-591	
	Bore Ø 1/Alesaggio-Ø 1 [mm]
	20,6
	Mounting Bores Distance/Distanza fori di fissaggio [mm]
	50
	Inner Thread/Filett int. [mm]
	8,6
	Number of Thread Bores/N° fori filettati
	1
MITSUBISHI	

CY-597	
	Bore Ø 1/Alesaggio-Ø 1 [mm]
	17,4
	Mounting Bores Distance/Distanza fori di fissaggio [mm]
	53
	Inner Thread/Filett int. [mm]
	8,7
	Number of Thread Bores/N° fori filettati
	1
MITSUBISHI	

CY-592	
	Bore Ø 1/Alesaggio-Ø 1 [mm]
	20,5
	Mounting Bores Distance/Distanza fori di fissaggio [mm]
	50
	Inner Thread/Filett int. [mm]
	9
	Number of Thread Bores/N° fori filettati
	1
MITSUBISHI	

CY-598	
	Bore Ø 1/Alesaggio-Ø 1 [mm]
	19
	Mounting Bores Distance/Distanza fori di fissaggio [mm]
	30
	Inner Thread/Filett int. [mm]
	8,7
	Number of Thread Bores/N° fori filettati
	1
MITSUBISHI	

CY-593	
	Bore Ø 1/Alesaggio-Ø 1 [mm]
	19
	Mounting Bores Distance/Distanza fori di fissaggio [mm]
	50
	Inner Thread/Filett int. [mm]
	8,6
	Number of Thread Bores/N° fori filettati
	1
MITSUBISHI	


CY-599	
	Bore Ø 1/Alesaggio-Ø 1 [mm]
	19
	Mounting Bores Distance/Distanza fori di fissaggio [mm]
	30
	Inner Thread/Filett int. [mm]
	9
	Number of Thread Bores/N° fori filettati
	1
MITSUBISHI	


CY-595	
	Bore Ø 1/Alesaggio-Ø 1 [mm]
	20,5
	Mounting Bores Distance/Distanza fori di fissaggio [mm]
	50
	Inner Thread/Filett int. [mm]
	8,5
	Number of Thread Bores/N° fori filettati
	1
MITSUBISHI	


CY-700	
	Bore Ø 1/Alesaggio-Ø 1 [mm]
	19
	Mounting Bores Distance/Distanza fori di fissaggio [mm]
	52
	Inner Thread/Filett int. [mm]
	9
	Number of Thread Bores/N° fori filettati
	1
SUBARU	


CY-596	
	Bore Ø 1/Alesaggio-Ø 1 [mm]
	20,5
	Mounting Bores Distance/Distanza fori di fissaggio [mm]
	50
	Inner Thread/Filett int. [mm]
	9
	Number of Thread Bores/N° fori filettati
	1
MITSUBISHI	


CY-702	
	Bore Ø 1/Alesaggio-Ø 1 [mm]
	19
	Mounting Bores Distance/Distanza fori di fissaggio [mm]
	52
	Inner Thread/Filett int. [mm]
	9
	Number of Thread Bores/N° fori filettati
	1
SUBARU	


CY-703	
	Bore Ø 1/Alesaggio-Ø 1 [mm]
	21
	Mounting Bores Distance/Distanza fori di fissaggio [mm]
	42
	Inner Thread/Filett int. [mm]
	9
	Number of Thread Bores/N° fori filettati
	1
SUBARU	

CY-900	
	Bore Ø 1/Alesaggio-Ø 1 [mm]
	20,5
	Mounting Bores Distance/Distanza fori di fissaggio [mm]
	98
	Inner Thread/Filett int. [mm]
	9
	Number of Thread Bores/N° fori filettati
	1
ISUZU	

CY-704	
	Bore Ø 1/Alesaggio-Ø 1 [mm]
	21
	Mounting Bores Distance/Distanza fori di fissaggio [mm]
	52
	Inner Thread/Filett int. [mm]
	9
	Number of Thread Bores/N° fori filettati
	1
SUBARU	

CY-901	
	Bore Ø 1/Alesaggio-Ø 1 [mm]
	25
	Mounting Bores Distance/Distanza fori di fissaggio [mm]
	64
	Inner Thread/Filett int. [mm]
	9
	Number of Thread Bores/N° fori filettati
	1
ISUZU	


CY-801	
	Bore Ø 1/Alesaggio-Ø 1 [mm]
	19
	Mounting Bores Distance/Distanza fori di fissaggio [mm]
	50
	Inner Thread/Filett int. [mm]
	9
	Number of Thread Bores/N° fori filettati
	1
SUZUKI	

CY-995	
	Bore Ø 1/Alesaggio-Ø 1 [mm]
	22
	Mounting Bores Distance/Distanza fori di fissaggio [mm]
	70
	Inner Thread/Filett int. [mm]
	9
	Number of Thread Bores/N° fori filettati
	1
OPEL	

CY-802	
	Bore Ø 1/Alesaggio-Ø 1 [mm]
	19
	Mounting Bores Distance/Distanza fori di fissaggio [mm]
	65
	Inner Thread/Filett int. [mm]
	9
	Number of Thread Bores/N° fori filettati
	1
SUZUKI	

CY-996	
	Bore Ø 1/Alesaggio-Ø 1 [mm]
	22,2
	Mounting Bores Distance/Distanza fori di fissaggio [mm]
	98
	Inner Thread/Filett int. [mm]
	8,8
	Number of Thread Bores/N° fori filettati
	1
ISUZU	


CY-899	
	Bore Ø 1/Alesaggio-Ø 1 [mm]
	28,5
	Mounting Bores Distance/Distanza fori di fissaggio [mm]
	60
	Inner Thread/Filett int. [mm]
	11
	Number of Thread Bores/N° fori filettati
	1
NISSAN	

CY-997	
	Bore Ø 1/Alesaggio-Ø 1 [mm]
	22,2
	Mounting Bores Distance/Distanza fori di fissaggio [mm]
	70
	Inner Thread/Filett int. [mm]
	8,8
	Number of Thread Bores/N° fori filettati
	1
ISUZU	

CY-998	
	Bore Ø 1/Alesaggio-Ø 1 [mm]
	20,5
	Mounting Bores Distance/Distanza fori di fissaggio [mm]
	97
	Inner Thread/Filett int. [mm]
	9
	Number of Thread Bores/N° fori filettati
	1
ISUZU	


CY-H06	
	Bore Ø 1/Alesaggio-Ø 1 [mm]
	20,6
	Mounting Bores Distance/Distanza fori di fissaggio [mm]
	35
	Inner Thread/Filett int. [mm]
	8,6
	Number of Thread Bores/N° fori filettati
	1
HYUNDAI	

CY-999	
	Bore Ø 1/Alesaggio-Ø 1 [mm]
	19
	Mounting Bores Distance/Distanza fori di fissaggio [mm]
	70
	Inner Thread/Filett int. [mm]
	8,8
	Number of Thread Bores/N° fori filettati
	1
ISUZU	

CY-H08	
	Bore Ø 1/Alesaggio-Ø 1 [mm]
	20,6
HYUNDAI	

CY-H00	
	Bore Ø 1/Alesaggio-Ø 1 [mm]
	19
	Mounting Bores Distance/Distanza fori di fissaggio [mm]
	60
	Inner Thread/Filett int. [mm]
	9
	Number of Thread Bores/N° fori filettati
	1
HYUNDAI	


CY-H09	
	Bore Ø 1/Alesaggio-Ø 1 [mm]
	20,5
	Mounting Bores Distance/Distanza fori di fissaggio [mm]
	30
	Inner Thread/Filett int. [mm]
	8,8
	Number of Thread Bores/N° fori filettati
	1
HYUNDAI	


CY-H01	
	Bore Ø 1/Alesaggio-Ø 1 [mm]
	20,6
	Mounting Bores Distance/Distanza fori di fissaggio [mm]
	47
	Inner Thread/Filett int. [mm]
	9
	Number of Thread Bores/N° fori filettati
	1
KIA - HYUNDAI	


CY-H10	
	Bore Ø 1/Alesaggio-Ø 1 [mm]
	20
	Mounting Bores Distance/Distanza fori di fissaggio [mm]
	22
	Inner Thread/Filett int. [mm]
	9
	Number of Thread Bores/N° fori filettati
	1
GASOLONE - HYUNDAI	

CY-H02	
	Bore Ø 1/Alesaggio-Ø 1 [mm]
	20,6
	Mounting Bores Distance/Distanza fori di fissaggio [mm]
	30
	Inner Thread/Filett int. [mm]
	8,7
	Number of Thread Bores/N° fori filettati
	1
HYUNDAI	

CY-H11	
	Bore Ø 1/Alesaggio-Ø 1 [mm]
	21
	Mounting Bores Distance/Distanza fori di fissaggio [mm]
	35
	Inner Thread/Filett int. [mm]
	9
	Number of Thread Bores/N° fori filettati
	1
HYUNDAI	

CY-K00	
	Bore Ø 1/Alesaggio-Ø 1 [mm]
	19
	Mounting Bores Distance/Distanza fori di fissaggio [mm]
	30
	Inner Thread/Filett int. [mm]
	8,8
	Number of Thread Bores/N° fori filettati
	1
KIA	


CY-K05	
	Bore Ø 1/Alesaggio-Ø 1 [mm]
	20,5
	Mounting Bores Distance/Distanza fori di fissaggio [mm]
	30
	Inner Thread/Filett int. [mm]
	8,8
	Number of Thread Bores/N° fori filettati
	1
KIA	

CY-K01	
	Bore Ø 1/Alesaggio-Ø 1 [mm]
	19
	Mounting Bores Distance/Distanza fori di fissaggio [mm]
	30
	Inner Thread/Filett int. [mm]
	8,8
	Number of Thread Bores/N° fori filettati
	1
KIA	

CY-K06	
	Bore Ø 1/Alesaggio-Ø 1 [mm]
	19
	Mounting Bores Distance/Distanza fori di fissaggio [mm]
	30
	Inner Thread/Filett int. [mm]
	9
	Number of Thread Bores/N° fori filettati
	1
KIA	

CY-K02	
	Bore Ø 1/Alesaggio-Ø 1 [mm]
	19
	Mounting Bores Distance/Distanza fori di fissaggio [mm]
	30
	Inner Thread/Filett int. [mm]
	8,8
	Number of Thread Bores/N° fori filettati
	1
KIA	

CY-K08	
	Bore Ø 1/Alesaggio-Ø 1 [mm]
	19
	Mounting Bores Distance/Distanza fori di fissaggio [mm]
	30
	Inner Thread/Filett int. [mm]
	8,8
	Number of Thread Bores/N° fori filettati
	1
KIA	


CY-K03	
	Bore Ø 1/Alesaggio-Ø 1 [mm]
	19
	Mounting Bores Distance/Distanza fori di fissaggio [mm]
	32
	Inner Thread/Filett int. [mm]
	8,8
	Number of Thread Bores/N° fori filettati
	1
KIA	


CY-K11	
	Bore Ø 1/Alesaggio-Ø 1 [mm]
	19
	Mounting Bores Distance/Distanza fori di fissaggio [mm]
	32
	Inner Thread/Filett int. [mm]
	8,8
	Number of Thread Bores/N° fori filettati
	1
KIA	


CY-K04	
	Bore Ø 1/Alesaggio-Ø 1 [mm]
	19
	Mounting Bores Distance/Distanza fori di fissaggio [mm]
	52
	Inner Thread/Filett int. [mm]
	8,8
	Number of Thread Bores/N° fori filettati
	1
KIA	

CY-K12	
	Bore Ø 1/Alesaggio-Ø 1 [mm]
	19
	Mounting Bores Distance/Distanza fori di fissaggio [mm]
	52
	Inner Thread/Filett int. [mm]
	8,8
	Number of Thread Bores/N° fori filettati
	1
KIA	



CY-K13	
	Bore Ø 1/Alesaggio-Ø 1 [mm]
	19
	Mounting Bores Distance/Distanza fori di fissaggio [mm]
	52
	Inner Thread/Filett int. [mm]
9	
Number of Thread Bores/N° fori filettati	
1	
KIA	


CY-M01	
	Mounting Bores Distance/Distanza fori di fissaggio [mm]
	65
SMART - MITSUBISHI	


CY-K18	
	Bore Ø 1/Alesaggio-Ø 1 [mm]
	19
	Mounting Bores Distance/Distanza fori di fissaggio [mm]
	52
	Inner Thread/Filett int. [mm]
9	
Number of Thread Bores/N° fori filettati	
1	
KIA	

CY-W00	
	Bore Ø 1/Alesaggio-Ø 1 [mm]
	20,5
	Mounting Bores Distance/Distanza fori di fissaggio [mm]
	52
	Inner Thread/Filett int. [mm]
9	
Number of Thread Bores/N° fori filettati	
1	
CHEVROLET - DAEWOO	

CY-K20	
	Bore Ø 1/Alesaggio-Ø 1 [mm]
	21
	Mounting Bores Distance/Distanza fori di fissaggio [mm]
	22
	Inner Thread/Filett int. [mm]
8,5	
Number of Thread Bores/N° fori filettati	
1	
HYUNDAI - KIA	

CY-W05	
	Bore Ø 1/Alesaggio-Ø 1 [mm]
	20,6
	Mounting Bores Distance/Distanza fori di fissaggio [mm]
	70
	Inner Thread/Filett int. [mm]
8,8	
Number of Thread Bores/N° fori filettati	
1	
CHEVROLET	

CY-K21	
	Bore Ø 1/Alesaggio-Ø 1 [mm]
	21
	Mounting Bores Distance/Distanza fori di fissaggio [mm]
	22
	Inner Thread/Filett int. [mm]
8,5	
Number of Thread Bores/N° fori filettati	
1	
KIA	

CY-K22	
	Bore Ø 1/Alesaggio-Ø 1 [mm]
	21
	Mounting Bores Distance/Distanza fori di fissaggio [mm]
	22,5
	Inner Thread/Filett int. [mm]
10,5	
Number of Thread Bores/N° fori filettati	
1	
KIA	



FR-000	
	Bore Ø 1/Alesaggio-Ø 1 [mm]
	21
	Mounting Bores Distance/Distanza fori di fissaggio [mm]
	55
	Inner Thread/Filett int. [mm]
	10,7
	Number of Thread Bores/N° fori filettati
	1
LADA	

FR-097	
	Bore Ø 1/Alesaggio-Ø 1 [mm]
	22
	Mounting Bores Distance/Distanza fori di fissaggio [mm]
	59,5
	Inner Thread/Filett int. [mm]
	9,4
	Number of Thread Bores/N° fori filettati
	1
JEEP	

FR-001	
	Bore Ø 1/Alesaggio-Ø 1 [mm]
	28
	Mounting Bores Distance/Distanza fori di fissaggio [mm]
	95
JEEP	

FR-098	
	Bore Ø 1/Alesaggio-Ø 1 [mm]
	23,6
	Mounting Bores Distance/Distanza fori di fissaggio [mm]
	59
	Inner Thread/Filett int. [mm]
	10
	Number of Thread Bores/N° fori filettati
	1
JEEP	

FR-002	
	Bore Ø 1/Alesaggio-Ø 1 [mm]
	20,5
	Mounting Bores Distance/Distanza fori di fissaggio [mm]
	60
CHRYSLER	

FR-099	
	Bore Ø 1/Alesaggio-Ø 1 [mm]
	23,6
	Mounting Bores Distance/Distanza fori di fissaggio [mm]
	58
	Inner Thread/Filett int. [mm]
	9,3
	Number of Thread Bores/N° fori filettati
	1
JEEP	

FR-003	
	Bore Ø 1/Alesaggio-Ø 1 [mm]
	21,9
	Mounting Bores Distance/Distanza fori di fissaggio [mm]
	59
	Inner Thread/Filett int. [mm]
	11
	Number of Thread Bores/N° fori filettati
	1
TATA (TELCO)	

FR-100	
	Bore Ø 1/Alesaggio-Ø 1 [mm]
	21,7
	Mounting Bores Distance/Distanza fori di fissaggio [mm]
	61
	Inner Thread/Filett int. [mm]
	8,7
	Number of Thread Bores/N° fori filettati
	1
NISSAN	


FR-004	
	Bore Ø 1/Alesaggio-Ø 1 [mm]
	21,9
	Mounting Bores Distance/Distanza fori di fissaggio [mm]
	58
	Inner Thread/Filett int. [mm]
	8,8
	Number of Thread Bores/N° fori filettati
	1
TATA (TELCO)	

FR-101	
	Bore Ø 1/Alesaggio-Ø 1 [mm]
	22
	Mounting Bores Distance/Distanza fori di fissaggio [mm]
	58
	Inner Thread/Filett int. [mm]
	8,7
	Number of Thread Bores/N° fori filettati
	1
NISSAN	


FR-104		
	Bore Ø 1/Alesaggio-Ø 1 [mm]	22
	Mounting Bores Distance/Distanza fori di fissaggio [mm]	60
	Inner Thread/Filett int. [mm]	9
	Number of Thread Bores/N° fori filettati	1
	NISSAN	

FR-110		
	Bore Ø 1/Alesaggio-Ø 1 [mm]	22
	Mounting Bores Distance/Distanza fori di fissaggio [mm]	58
	Inner Thread/Filett int. [mm]	9
	Number of Thread Bores/N° fori filettati	1
	NISSAN	

FR-105		
	Bore Ø 1/Alesaggio-Ø 1 [mm]	22
	Mounting Bores Distance/Distanza fori di fissaggio [mm]	70
	Inner Thread/Filett int. [mm]	8,8
	Number of Thread Bores/N° fori filettati	1
	NISSAN	


FR-111		
	Bore Ø 1/Alesaggio-Ø 1 [mm]	22
	Mounting Bores Distance/Distanza fori di fissaggio [mm]	70
	Inner Thread/Filett int. [mm]	9
	Number of Thread Bores/N° fori filettati	1
	NISSAN	


FR-106		
	Bore Ø 1/Alesaggio-Ø 1 [mm]	22
	Mounting Bores Distance/Distanza fori di fissaggio [mm]	58
	Inner Thread/Filett int. [mm]	8,8
	Number of Thread Bores/N° fori filettati	1
	NISSAN	


FR-115		
	Bore Ø 1/Alesaggio-Ø 1 [mm]	22
	Mounting Bores Distance/Distanza fori di fissaggio [mm]	70
	Inner Thread/Filett int. [mm]	8,8
	Number of Thread Bores/N° fori filettati	1
	NISSAN	


FR-107		
	Bore Ø 1/Alesaggio-Ø 1 [mm]	22
	Mounting Bores Distance/Distanza fori di fissaggio [mm]	58
	Inner Thread/Filett int. [mm]	8,7
	Number of Thread Bores/N° fori filettati	1
	NISSAN	


FR-116		
	Bore Ø 1/Alesaggio-Ø 1 [mm]	22
	Mounting Bores Distance/Distanza fori di fissaggio [mm]	70
	Inner Thread/Filett int. [mm]	8,8
	Number of Thread Bores/N° fori filettati	1
	NISSAN	


FR-109		
	Bore Ø 1/Alesaggio-Ø 1 [mm]	22,2
	Mounting Bores Distance/Distanza fori di fissaggio [mm]	70
	Inner Thread/Filett int. [mm]	8,8
	Number of Thread Bores/N° fori filettati	1
	NISSAN	


FR-117		
	Bore Ø 1/Alesaggio-Ø 1 [mm]	22
	Mounting Bores Distance/Distanza fori di fissaggio [mm]	70
	Inner Thread/Filett int. [mm]	8,8
	Number of Thread Bores/N° fori filettati	1
	NISSAN	


FR-120		
	Bore Ø 1/Alesaggio-Ø 1 [mm]	22
	Mounting Bores Distance/Distanza fori di fissaggio [mm]	70
	Inner Thread/Filett int. [mm]	8,8
	Number of Thread Bores/N° fori filettati	1
	<b>NISSAN</b>	

FR-144		
	Bore Ø 1/Alesaggio-Ø 1 [mm]	22
	Mounting Bores Distance/Distanza fori di fissaggio [mm]	70
	Inner Thread/Filett int. [mm]	9
	Number of Thread Bores/N° fori filettati	1
	<b>NISSAN</b>	


FR-134		
	Bore Ø 1/Alesaggio-Ø 1 [mm]	22
	Mounting Bores Distance/Distanza fori di fissaggio [mm]	70
	Inner Thread/Filett int. [mm]	8,8
	Number of Thread Bores/N° fori filettati	1
	<b>NISSAN</b>	


FR-145		
	Bore Ø 1/Alesaggio-Ø 1 [mm]	22
	Mounting Bores Distance/Distanza fori di fissaggio [mm]	71
	Inner Thread/Filett int. [mm]	9
	Number of Thread Bores/N° fori filettati	1
	<b>NISSAN</b>	


FR-140		
	Bore Ø 1/Alesaggio-Ø 1 [mm]	22
	Mounting Bores Distance/Distanza fori di fissaggio [mm]	70
	Inner Thread/Filett int. [mm]	9
	Number of Thread Bores/N° fori filettati	1
	<b>NISSAN</b>	


FR-146		
	Bore Ø 1/Alesaggio-Ø 1 [mm]	22
	Mounting Bores Distance/Distanza fori di fissaggio [mm]	71
	Inner Thread/Filett int. [mm]	9
	Number of Thread Bores/N° fori filettati	1
	<b>NISSAN</b>	

FR-142		
	Bore Ø 1/Alesaggio-Ø 1 [mm]	22
	Mounting Bores Distance/Distanza fori di fissaggio [mm]	80,5
	Inner Thread/Filett int. [mm]	9
	Number of Thread Bores/N° fori filettati	1
	<b>NISSAN</b>	

FR-147		
	Bore Ø 1/Alesaggio-Ø 1 [mm]	22
	Mounting Bores Distance/Distanza fori di fissaggio [mm]	70
	Inner Thread/Filett int. [mm]	9
	Number of Thread Bores/N° fori filettati	1
	<b>NISSAN</b>	

FR-143		
	Bore Ø 1/Alesaggio-Ø 1 [mm]	22
	Mounting Bores Distance/Distanza fori di fissaggio [mm]	80
	Inner Thread/Filett int. [mm]	9
	Number of Thread Bores/N° fori filettati	1
	<b>NISSAN</b>	

FR-148		
	Bore Ø 1/Alesaggio-Ø 1 [mm]	21,5
	Mounting Bores Distance/Distanza fori di fissaggio [mm]	70
	Inner Thread/Filett int. [mm]	9
	Number of Thread Bores/N° fori filettati	1
	<b>NISSAN</b>	


FR-149	
	Bore Ø 1/Alesaggio-Ø 1 [mm]
	21,8
	Mounting Bores Distance/Distanza fori di fissaggio [mm]
	71
	Inner Thread/Filett int. [mm]
	9
	Number of Thread Bores/N° fori filettati
	1
NISSAN	

FR-155	
	Bore Ø 1/Alesaggio-Ø 1 [mm]
	22
	Mounting Bores Distance/Distanza fori di fissaggio [mm]
	70
	Inner Thread/Filett int. [mm]
	9
	Number of Thread Bores/N° fori filettati
	1
NISSAN	

FR-150	
	Bore Ø 1/Alesaggio-Ø 1 [mm]
	22
	Mounting Bores Distance/Distanza fori di fissaggio [mm]
	71
	Inner Thread/Filett int. [mm]
	9
	Number of Thread Bores/N° fori filettati
	1
NISSAN	

FR-156	
	Bore Ø 1/Alesaggio-Ø 1 [mm]
	21
	Mounting Bores Distance/Distanza fori di fissaggio [mm]
	70
	Inner Thread/Filett int. [mm]
	9
	Number of Thread Bores/N° fori filettati
	1
NISSAN	

FR-151	
	Bore Ø 1/Alesaggio-Ø 1 [mm]
	22
	Mounting Bores Distance/Distanza fori di fissaggio [mm]
	60,5
	Inner Thread/Filett int. [mm]
	9
	Number of Thread Bores/N° fori filettati
	1
NISSAN	

FR-157	
	Bore Ø 1/Alesaggio-Ø 1 [mm]
	22
	Mounting Bores Distance/Distanza fori di fissaggio [mm]
	70
	Inner Thread/Filett int. [mm]
	9
	Number of Thread Bores/N° fori filettati
	1
NISSAN	


FR-153	
	Bore Ø 1/Alesaggio-Ø 1 [mm]
	22
	Mounting Bores Distance/Distanza fori di fissaggio [mm]
	71
	Inner Thread/Filett int. [mm]
	9
	Number of Thread Bores/N° fori filettati
	1
NISSAN	


FR-158	
	Bore Ø 1/Alesaggio-Ø 1 [mm]
	22
	Mounting Bores Distance/Distanza fori di fissaggio [mm]
	70
	Inner Thread/Filett int. [mm]
	9
	Number of Thread Bores/N° fori filettati
	1
NISSAN	


FR-154	
	Bore Ø 1/Alesaggio-Ø 1 [mm]
	22
	Mounting Bores Distance/Distanza fori di fissaggio [mm]
	70
	Inner Thread/Filett int. [mm]
	9
	Number of Thread Bores/N° fori filettati
	1
NISSAN	


FR-163	
	Bore Ø 1/Alesaggio-Ø 1 [mm]
	22
	Mounting Bores Distance/Distanza fori di fissaggio [mm]
	70
	Inner Thread/Filett int. [mm]
	9
	Number of Thread Bores/N° fori filettati
	1
NISSAN	





FR-183		
	Bore Ø 1/Alesaggio-Ø 1 [mm]	22
	Mounting Bores Distance/Distanza fori di fissaggio [mm]	70
	Inner Thread/Filett int. [mm]	9
	Number of Thread Bores/N° fori filettati	1
NISSAN		

FR-191		
	Bore Ø 1/Alesaggio-Ø 1 [mm]	21,8
	Mounting Bores Distance/Distanza fori di fissaggio [mm]	75
	Inner Thread/Filett int. [mm]	8,8
	Number of Thread Bores/N° fori filettati	1
NISSAN		

FR-184		
	Bore Ø 1/Alesaggio-Ø 1 [mm]	22
	Mounting Bores Distance/Distanza fori di fissaggio [mm]	70
	Inner Thread/Filett int. [mm]	9
	Number of Thread Bores/N° fori filettati	1
NISSAN		


FR-192		
	Bore Ø 1/Alesaggio-Ø 1 [mm]	22
	Mounting Bores Distance/Distanza fori di fissaggio [mm]	70
	Inner Thread/Filett int. [mm]	9
	Number of Thread Bores/N° fori filettati	1
NISSAN		


FR-185		
	Bore Ø 1/Alesaggio-Ø 1 [mm]	22
	Mounting Bores Distance/Distanza fori di fissaggio [mm]	70
	Inner Thread/Filett int. [mm]	8,8
	Number of Thread Bores/N° fori filettati	1
NISSAN		

FR-193		
	Bore Ø 1/Alesaggio-Ø 1 [mm]	22
	Mounting Bores Distance/Distanza fori di fissaggio [mm]	70
	Inner Thread/Filett int. [mm]	9
	Number of Thread Bores/N° fori filettati	1
NISSAN		

FR-186		
	Bore Ø 1/Alesaggio-Ø 1 [mm]	22
	Mounting Bores Distance/Distanza fori di fissaggio [mm]	70
	Inner Thread/Filett int. [mm]	9
	Number of Thread Bores/N° fori filettati	1
NISSAN		

FR-194		
	Bore Ø 1/Alesaggio-Ø 1 [mm]	22
	Mounting Bores Distance/Distanza fori di fissaggio [mm]	50
	Inner Thread/Filett int. [mm]	11
	Number of Thread Bores/N° fori filettati	1
NISSAN		


FR-190		
	Bore Ø 1/Alesaggio-Ø 1 [mm]	22
	Mounting Bores Distance/Distanza fori di fissaggio [mm]	70
	Inner Thread/Filett int. [mm]	8,8
	Number of Thread Bores/N° fori filettati	1
NISSAN		


FR-195		
	Bore Ø 1/Alesaggio-Ø 1 [mm]	22
	Mounting Bores Distance/Distanza fori di fissaggio [mm]	70
	Inner Thread/Filett int. [mm]	8,8
	Number of Thread Bores/N° fori filettati	1
NISSAN		





FR-197	
	Bore Ø 1/Alesaggio-Ø 1 [mm]
	24
	Mounting Bores Distance/Distanza fori di fissaggio [mm]
	57
Inner Thread/Filett int. [mm]	
10,8	
Number of Thread Bores/N° fori filettati	
1	
NISSAN	

FR-203	
	Bore Ø 1/Alesaggio-Ø 1 [mm]
	22
	Mounting Bores Distance/Distanza fori di fissaggio [mm]
	72
Inner Thread/Filett int. [mm]	
8,7	
Number of Thread Bores/N° fori filettati	
1	
TOYOTA	

FR-199	
	Bore Ø 1/Alesaggio-Ø 1 [mm]
	22
	Mounting Bores Distance/Distanza fori di fissaggio [mm]
	70
Inner Thread/Filett int. [mm]	
8,8	
Number of Thread Bores/N° fori filettati	
1	
NISSAN	


FR-204	
	Bore Ø 1/Alesaggio-Ø 1 [mm]
	22
	Mounting Bores Distance/Distanza fori di fissaggio [mm]
	60
Inner Thread/Filett int. [mm]	
8,7	
Number of Thread Bores/N° fori filettati	
1	
TOYOTA	


FR-200	
	Bore Ø 1/Alesaggio-Ø 1 [mm]
	22
	Mounting Bores Distance/Distanza fori di fissaggio [mm]
	60
Inner Thread/Filett int. [mm]	
8,8	
Number of Thread Bores/N° fori filettati	
1	
TOYOTA - DAIHATSU	

FR-205	
	Bore Ø 1/Alesaggio-Ø 1 [mm]
	22
	Mounting Bores Distance/Distanza fori di fissaggio [mm]
	60
Inner Thread/Filett int. [mm]	
8,7	
Number of Thread Bores/N° fori filettati	
1	

FR-201	
	Bore Ø 1/Alesaggio-Ø 1 [mm]
	22
	Mounting Bores Distance/Distanza fori di fissaggio [mm]
	60
Inner Thread/Filett int. [mm]	
8,8	
Number of Thread Bores/N° fori filettati	
1	
TOYOTA	

FR-206	
	Bore Ø 1/Alesaggio-Ø 1 [mm]
	22
	Mounting Bores Distance/Distanza fori di fissaggio [mm]
	60
Inner Thread/Filett int. [mm]	
8,6	
Number of Thread Bores/N° fori filettati	
1	
TOYOTA	

FR-202	
	Bore Ø 1/Alesaggio-Ø 1 [mm]
	22
	Mounting Bores Distance/Distanza fori di fissaggio [mm]
	72
Inner Thread/Filett int. [mm]	
9	
Number of Thread Bores/N° fori filettati	
1	
TOYOTA	

FR-207	
	Bore Ø 1/Alesaggio-Ø 1 [mm]
	22
	Mounting Bores Distance/Distanza fori di fissaggio [mm]
	72
Inner Thread/Filett int. [mm]	
9	
Number of Thread Bores/N° fori filettati	
1	
TOYOTA	

FR-208	
	Bore Ø 1/Alesaggio-Ø 1 [mm]
	22,2
	Mounting Bores Distance/Distanza fori di fissaggio [mm]
	60
	Inner Thread/Filett int. [mm]
	9
	Number of Thread Bores/N° fori filettati
	1
TOYOTA	

FR-215	
	Bore Ø 1/Alesaggio-Ø 1 [mm]
	22
	Mounting Bores Distance/Distanza fori di fissaggio [mm]
	72
	Inner Thread/Filett int. [mm]
	8,6
	Number of Thread Bores/N° fori filettati
	1
TOYOTA	

FR-209	
	Bore Ø 1/Alesaggio-Ø 1 [mm]
	22
	Mounting Bores Distance/Distanza fori di fissaggio [mm]
	60
	Inner Thread/Filett int. [mm]
	8,8
	Number of Thread Bores/N° fori filettati
	1
TOYOTA	

FR-221	
	Bore Ø 1/Alesaggio-Ø 1 [mm]
	22
	Mounting Bores Distance/Distanza fori di fissaggio [mm]
	72
	Inner Thread/Filett int. [mm]
	9
	Number of Thread Bores/N° fori filettati
	1
TOYOTA	

FR-210	
	Bore Ø 1/Alesaggio-Ø 1 [mm]
	22
	Mounting Bores Distance/Distanza fori di fissaggio [mm]
	72
	Inner Thread/Filett int. [mm]
	8,8
	Number of Thread Bores/N° fori filettati
	1
TOYOTA	

FR-227	
	Bore Ø 1/Alesaggio-Ø 1 [mm]
	22
	Mounting Bores Distance/Distanza fori di fissaggio [mm]
	72
	Inner Thread/Filett int. [mm]
	8,8
	Number of Thread Bores/N° fori filettati
	1
TOYOTA	


FR-212	
	Bore Ø 1/Alesaggio-Ø 1 [mm]
	22
	Mounting Bores Distance/Distanza fori di fissaggio [mm]
	60
	Inner Thread/Filett int. [mm]
	8,7
	Number of Thread Bores/N° fori filettati
	1
TOYOTA	


FR-228	
	Bore Ø 1/Alesaggio-Ø 1 [mm]
	22
	Mounting Bores Distance/Distanza fori di fissaggio [mm]
	72
	Inner Thread/Filett int. [mm]
	8,6
	Number of Thread Bores/N° fori filettati
	1
TOYOTA	

FR-214	
	Bore Ø 1/Alesaggio-Ø 1 [mm]
	22
	Mounting Bores Distance/Distanza fori di fissaggio [mm]
	50
	Inner Thread/Filett int. [mm]
	10,5
	Number of Thread Bores/N° fori filettati
	1
TOYOTA	


FR-231	
	Bore Ø 1/Alesaggio-Ø 1 [mm]
	22
	Mounting Bores Distance/Distanza fori di fissaggio [mm]
	72
	Inner Thread/Filett int. [mm]
	8,8
	Number of Thread Bores/N° fori filettati
	1
TOYOTA	


FR-233	
	Bore Ø 1/Alesaggio-Ø 1 [mm]
	22
	Mounting Bores Distance/Distanza fori di fissaggio [mm]
	60
	Inner Thread/Filett int. [mm]
	9
	Number of Thread Bores/N° fori filettati
	1
TOYOTA	

FR-238	
	Bore Ø 1/Alesaggio-Ø 1 [mm]
	22
	Mounting Bores Distance/Distanza fori di fissaggio [mm]
	72
	Inner Thread/Filett int. [mm]
	8,7
	Number of Thread Bores/N° fori filettati
	1
TOYOTA	

FR-234	
	Bore Ø 1/Alesaggio-Ø 1 [mm]
	22
	Mounting Bores Distance/Distanza fori di fissaggio [mm]
	72
	Inner Thread/Filett int. [mm]
	8,8
	Number of Thread Bores/N° fori filettati
	1
TOYOTA	


FR-239	
	Bore Ø 1/Alesaggio-Ø 1 [mm]
	22
	Mounting Bores Distance/Distanza fori di fissaggio [mm]
	72
	Inner Thread/Filett int. [mm]
	8,8
	Number of Thread Bores/N° fori filettati
	1
TOYOTA	

FR-235	
	Bore Ø 1/Alesaggio-Ø 1 [mm]
	22
	Mounting Bores Distance/Distanza fori di fissaggio [mm]
	73
	Outer Thread/Filett est. [mm]
	9
	Number of Thread Bores/N° fori filettati
	1
TOYOTA	


FR-240	
	Bore Ø 1/Alesaggio-Ø 1 [mm]
	22
	Mounting Bores Distance/Distanza fori di fissaggio [mm]
	72
	Inner Thread/Filett int. [mm]
	9
	Number of Thread Bores/N° fori filettati
	1
TOYOTA	


FR-236	
	Bore Ø 1/Alesaggio-Ø 1 [mm]
	22
	Mounting Bores Distance/Distanza fori di fissaggio [mm]
	72
	Inner Thread/Filett int. [mm]
	8,7
	Number of Thread Bores/N° fori filettati
	1
TOYOTA	


FR-241	
	Bore Ø 1/Alesaggio-Ø 1 [mm]
	22
	Mounting Bores Distance/Distanza fori di fissaggio [mm]
	73
	Inner Thread/Filett int. [mm]
	9
	Number of Thread Bores/N° fori filettati
	1
TOYOTA	


FR-237	
	Bore Ø 1/Alesaggio-Ø 1 [mm]
	22
	Mounting Bores Distance/Distanza fori di fissaggio [mm]
	72
	Inner Thread/Filett int. [mm]
	8,8
	Number of Thread Bores/N° fori filettati
	1
TOYOTA	


FR-242	
	Bore Ø 1/Alesaggio-Ø 1 [mm]
	22
	Mounting Bores Distance/Distanza fori di fissaggio [mm]
	72
	Inner Thread/Filett int. [mm]
	9
	Number of Thread Bores/N° fori filettati
	1
TOYOTA	


FR-244		
	Bore Ø 1/Alesaggio-Ø 1 [mm]	22
	Mounting Bores Distance/Distanza fori di fissaggio [mm]	72
	Inner Thread/Filett int. [mm]	9
	Number of Thread Bores/N° fori filettati	1
TOYOTA		


FR-251		
	Bore Ø 1/Alesaggio-Ø 1 [mm]	22
	Mounting Bores Distance/Distanza fori di fissaggio [mm]	72
	Inner Thread/Filett int. [mm]	9
	Number of Thread Bores/N° fori filettati	1
TOYOTA		


FR-245		
	Bore Ø 1/Alesaggio-Ø 1 [mm]	22
	Mounting Bores Distance/Distanza fori di fissaggio [mm]	50
	Inner Thread/Filett int. [mm]	11
	Number of Thread Bores/N° fori filettati	1
TOYOTA		

FR-252		
	Bore Ø 1/Alesaggio-Ø 1 [mm]	22
	Mounting Bores Distance/Distanza fori di fissaggio [mm]	73
	Inner Thread/Filett int. [mm]	9
	Number of Thread Bores/N° fori filettati	1
TOYOTA		

FR-247		
	Bore Ø 1/Alesaggio-Ø 1 [mm]	22
	Mounting Bores Distance/Distanza fori di fissaggio [mm]	73
	Inner Thread/Filett int. [mm]	9
	Number of Thread Bores/N° fori filettati	1
TOYOTA		

FR-253		
	Bore Ø 1/Alesaggio-Ø 1 [mm]	22
	Mounting Bores Distance/Distanza fori di fissaggio [mm]	50
	Inner Thread/Filett int. [mm]	11
	Number of Thread Bores/N° fori filettati	1
TOYOTA		


FR-248		
	Bore Ø 1/Alesaggio-Ø 1 [mm]	22
	Mounting Bores Distance/Distanza fori di fissaggio [mm]	72
	Inner Thread/Filett int. [mm]	9
	Number of Thread Bores/N° fori filettati	1
TOYOTA		

FR-254		
	Bore Ø 1/Alesaggio-Ø 1 [mm]	22
	Mounting Bores Distance/Distanza fori di fissaggio [mm]	50
	Inner Thread/Filett int. [mm]	11
	Number of Thread Bores/N° fori filettati	1
TOYOTA		


FR-249		
	Bore Ø 1/Alesaggio-Ø 1 [mm]	25
	Mounting Bores Distance/Distanza fori di fissaggio [mm]	72
	Inner Thread/Filett int. [mm]	9
	Number of Thread Bores/N° fori filettati	1
TOYOTA		

FR-255		
	Bore Ø 1/Alesaggio-Ø 1 [mm]	22
	Mounting Bores Distance/Distanza fori di fissaggio [mm]	72
	Inner Thread/Filett int. [mm]	11
	Number of Thread Bores/N° fori filettati	1
TOYOTA		




FR-256		
	Bore Ø 1/Alesaggio-Ø 1 [mm]	22
	Mounting Bores Distance/Distanza fori di fissaggio [mm]	73
	Inner Thread/Filett int. [mm]	11
	Number of Thread Bores/N° fori filettati	1
TOYOTA		


FR-261		
	Bore Ø 1/Alesaggio-Ø 1 [mm]	22
	Mounting Bores Distance/Distanza fori di fissaggio [mm]	72
	Inner Thread/Filett int. [mm]	9
	Number of Thread Bores/N° fori filettati	1
TOYOTA		


FR-257		
	Bore Ø 1/Alesaggio-Ø 1 [mm]	22
	Mounting Bores Distance/Distanza fori di fissaggio [mm]	72
	Inner Thread/Filett int. [mm]	9
	Number of Thread Bores/N° fori filettati	1
TOYOTA		


FR-265		
	Bore Ø 1/Alesaggio-Ø 1 [mm]	24
	Mounting Bores Distance/Distanza fori di fissaggio [mm]	72
	Inner Thread/Filett int. [mm]	8,8
	Number of Thread Bores/N° fori filettati	1
TOYOTA		

FR-258		
	Bore Ø 1/Alesaggio-Ø 1 [mm]	22
	Mounting Bores Distance/Distanza fori di fissaggio [mm]	72
	Inner Thread/Filett int. [mm]	9
	Number of Thread Bores/N° fori filettati	1
TOYOTA		

FR-266		
	Bore Ø 1/Alesaggio-Ø 1 [mm]	22
	Mounting Bores Distance/Distanza fori di fissaggio [mm]	72
	Inner Thread/Filett int. [mm]	9
	Number of Thread Bores/N° fori filettati	1
TOYOTA		


FR-259		
	Bore Ø 1/Alesaggio-Ø 1 [mm]	22
	Mounting Bores Distance/Distanza fori di fissaggio [mm]	72
	Inner Thread/Filett int. [mm]	9
	Number of Thread Bores/N° fori filettati	1
TOYOTA		


FR-267		
	Bore Ø 1/Alesaggio-Ø 1 [mm]	22
	Mounting Bores Distance/Distanza fori di fissaggio [mm]	73
	Inner Thread/Filett int. [mm]	11
	Number of Thread Bores/N° fori filettati	1
TOYOTA		


FR-260		
	Bore Ø 1/Alesaggio-Ø 1 [mm]	22
	Mounting Bores Distance/Distanza fori di fissaggio [mm]	72
	Inner Thread/Filett int. [mm]	9
	Number of Thread Bores/N° fori filettati	1
TOYOTA		


FR-268		
	Bore Ø 1/Alesaggio-Ø 1 [mm]	21,7
	Mounting Bores Distance/Distanza fori di fissaggio [mm]	72
	Inner Thread/Filett int. [mm]	11
	Number of Thread Bores/N° fori filettati	1
TOYOTA		





FR-269	
	Bore Ø 1/Alesaggio-Ø 1 [mm]
	22
	Mounting Bores Distance/Distanza fori di fissaggio [mm]
	60
	Inner Thread/Filett int. [mm]
8,8	
Number of Thread Bores/N° fori filettati	1
<b>TOYOTA</b>	


FR-274	
	Bore Ø 1/Alesaggio-Ø 1 [mm]
	25,3
	Mounting Bores Distance/Distanza fori di fissaggio [mm]
	72
	Inner Thread/Filett int. [mm]
8,8	
Number of Thread Bores/N° fori filettati	1
<b>TOYOTA</b>	


FR-270	
	Bore Ø 1/Alesaggio-Ø 1 [mm]
	22
	Mounting Bores Distance/Distanza fori di fissaggio [mm]
	72
	Inner Thread/Filett int. [mm]
8,8	
Number of Thread Bores/N° fori filettati	1
<b>VW</b>	


FR-275	
	Bore Ø 1/Alesaggio-Ø 1 [mm]
	25
	Mounting Bores Distance/Distanza fori di fissaggio [mm]
	72
	Inner Thread/Filett int. [mm]
8,8	
Number of Thread Bores/N° fori filettati	1
<b>TOYOTA</b>	

FR-271	
	Bore Ø 1/Alesaggio-Ø 1 [mm]
	22
	Mounting Bores Distance/Distanza fori di fissaggio [mm]
	72
	Inner Thread/Filett int. [mm]
9	
Number of Thread Bores/N° fori filettati	1
<b>TOYOTA</b>	

FR-276	
	Bore Ø 1/Alesaggio-Ø 1 [mm]
	22
	Mounting Bores Distance/Distanza fori di fissaggio [mm]
	72
	Inner Thread/Filett int. [mm]
8,8	
Number of Thread Bores/N° fori filettati	1
<b>TOYOTA</b>	

FR-272	
	Bore Ø 1/Alesaggio-Ø 1 [mm]
	22
	Mounting Bores Distance/Distanza fori di fissaggio [mm]
	72
	Inner Thread/Filett int. [mm]
8,8	
Number of Thread Bores/N° fori filettati	1
<b>TOYOTA</b>	

FR-277	
	Bore Ø 1/Alesaggio-Ø 1 [mm]
	22
	Mounting Bores Distance/Distanza fori di fissaggio [mm]
	72
	Inner Thread/Filett int. [mm]
9	
Number of Thread Bores/N° fori filettati	1
<b>TOYOTA</b>	

FR-273	
	Bore Ø 1/Alesaggio-Ø 1 [mm]
	22
	Mounting Bores Distance/Distanza fori di fissaggio [mm]
	72
	Inner Thread/Filett int. [mm]
9	
Number of Thread Bores/N° fori filettati	1
<b>TOYOTA</b>	

FR-278	
	Bore Ø 1/Alesaggio-Ø 1 [mm]
	24
	Mounting Bores Distance/Distanza fori di fissaggio [mm]
	72
	Inner Thread/Filett int. [mm]
8,8	
Number of Thread Bores/N° fori filettati	1
<b>TOYOTA</b>	


FR-279	
	Bore Ø 1/Alesaggio-Ø 1 [mm]
	23,8
	Mounting Bores Distance/Distanza fori di fissaggio [mm]
	52
	Inner Thread/Filett int. [mm]
	8,8
	Number of Thread Bores/N° fori filettati
	1
TOYOTA	

FR-284	
	Bore Ø 1/Alesaggio-Ø 1 [mm]
	22
	Mounting Bores Distance/Distanza fori di fissaggio [mm]
	50
	Inner Thread/Filett int. [mm]
	11
	Number of Thread Bores/N° fori filettati
	1
TOYOTA	

FR-280	
	Bore Ø 1/Alesaggio-Ø 1 [mm]
	22
	Mounting Bores Distance/Distanza fori di fissaggio [mm]
	72
	Inner Thread/Filett int. [mm]
	8,8
	Number of Thread Bores/N° fori filettati
	1
TOYOTA	

FR-285	
	Bore Ø 1/Alesaggio-Ø 1 [mm]
	22
	Mounting Bores Distance/Distanza fori di fissaggio [mm]
	72
	Inner Thread/Filett int. [mm]
	8,8
	Number of Thread Bores/N° fori filettati
	1
TOYOTA	

FR-281	
	Bore Ø 1/Alesaggio-Ø 1 [mm]
	22
	Mounting Bores Distance/Distanza fori di fissaggio [mm]
	72
	Inner Thread/Filett int. [mm]
	8,8
	Number of Thread Bores/N° fori filettati
	1
TOYOTA	

FR-287	
	Bore Ø 1/Alesaggio-Ø 1 [mm]
	22
	Mounting Bores Distance/Distanza fori di fissaggio [mm]
	80
	Inner Thread/Filett int. [mm]
	8,8
	Number of Thread Bores/N° fori filettati
	1
TOYOTA	

FR-282	
	Bore Ø 1/Alesaggio-Ø 1 [mm]
	22
	Mounting Bores Distance/Distanza fori di fissaggio [mm]
	50
	Inner Thread/Filett int. [mm]
	11
	Number of Thread Bores/N° fori filettati
	1
TOYOTA	

FR-288	
	Bore Ø 1/Alesaggio-Ø 1 [mm]
	22
	Mounting Bores Distance/Distanza fori di fissaggio [mm]
	73
	Inner Thread/Filett int. [mm]
	9
	Number of Thread Bores/N° fori filettati
	1
TOYOTA	

FR-283	
	Bore Ø 1/Alesaggio-Ø 1 [mm]
	22
	Mounting Bores Distance/Distanza fori di fissaggio [mm]
	50
	Inner Thread/Filett int. [mm]
	10,8
	Number of Thread Bores/N° fori filettati
	1
TOYOTA	

FR-289	
	Bore Ø 1/Alesaggio-Ø 1 [mm]
	22
	Mounting Bores Distance/Distanza fori di fissaggio [mm]
	65
	Inner Thread/Filett int. [mm]
	8,6
	Number of Thread Bores/N° fori filettati
	1
TOYOTA	

FR-290		
	Bore Ø 1/Alesaggio-Ø 1 [mm]	22
	Mounting Bores Distance/Distanza fori di fissaggio [mm]	72
	Inner Thread/Filett int. [mm]	8,8
	Number of Thread Bores/N° fori filettati	1
TOYOTA		

FR-296		
	Bore Ø 1/Alesaggio-Ø 1 [mm]	22
	Mounting Bores Distance/Distanza fori di fissaggio [mm]	72
	Inner Thread/Filett int. [mm]	8,7
	Number of Thread Bores/N° fori filettati	1
TOYOTA		

FR-291		
	Bore Ø 1/Alesaggio-Ø 1 [mm]	22
	Mounting Bores Distance/Distanza fori di fissaggio [mm]	72
	Inner Thread/Filett int. [mm]	8,7
	Number of Thread Bores/N° fori filettati	1
TOYOTA		

FR-297		
	Bore Ø 1/Alesaggio-Ø 1 [mm]	22
	Mounting Bores Distance/Distanza fori di fissaggio [mm]	52
	Inner Thread/Filett int. [mm]	9
	Number of Thread Bores/N° fori filettati	1
TOYOTA		

FR-292		
	Bore Ø 1/Alesaggio-Ø 1 [mm]	22
	Mounting Bores Distance/Distanza fori di fissaggio [mm]	72
	Inner Thread/Filett int. [mm]	8,8
	Number of Thread Bores/N° fori filettati	1
TOYOTA		

FR-299		
	Bore Ø 1/Alesaggio-Ø 1 [mm]	22
	Mounting Bores Distance/Distanza fori di fissaggio [mm]	72
	Inner Thread/Filett int. [mm]	9
	Number of Thread Bores/N° fori filettati	1
TOYOTA		

FR-294		
	Bore Ø 1/Alesaggio-Ø 1 [mm]	22
	Mounting Bores Distance/Distanza fori di fissaggio [mm]	72
	Inner Thread/Filett int. [mm]	8,7
	Number of Thread Bores/N° fori filettati	1
TOYOTA		

FR-300		
	Bore Ø 1/Alesaggio-Ø 1 [mm]	22
	Mounting Bores Distance/Distanza fori di fissaggio [mm]	60
	Inner Thread/Filett int. [mm]	8,4
	Number of Thread Bores/N° fori filettati	1
MAZDA		

FR-295		
	Bore Ø 1/Alesaggio-Ø 1 [mm]	22
	Mounting Bores Distance/Distanza fori di fissaggio [mm]	72
	Inner Thread/Filett int. [mm]	8,8
	Number of Thread Bores/N° fori filettati	1
TOYOTA		

FR-301		
	Bore Ø 1/Alesaggio-Ø 1 [mm]	22
	Mounting Bores Distance/Distanza fori di fissaggio [mm]	60
	Inner Thread/Filett int. [mm]	8,6
	Number of Thread Bores/N° fori filettati	1
MAZDA		

FR-302		
	Bore Ø 1/Alesaggio-Ø 1 [mm]	22
	Mounting Bores Distance/Distanza fori di fissaggio [mm]	60
	Inner Thread/Filett int. [mm]	8,7
	Number of Thread Bores/N° fori filettati	1
MAZDA		

FR-310		
	Bore Ø 1/Alesaggio-Ø 1 [mm]	22
	Mounting Bores Distance/Distanza fori di fissaggio [mm]	60
	Inner Thread/Filett int. [mm]	8,8
	Number of Thread Bores/N° fori filettati	1
MAZDA		


FR-303		
	Bore Ø 1/Alesaggio-Ø 1 [mm]	22
	Mounting Bores Distance/Distanza fori di fissaggio [mm]	60
	Inner Thread/Filett int. [mm]	8,5
	Number of Thread Bores/N° fori filettati	1
MAZDA		

FR-312		
	Bore Ø 1/Alesaggio-Ø 1 [mm]	22
	Mounting Bores Distance/Distanza fori di fissaggio [mm]	60
	Inner Thread/Filett int. [mm]	8,8
	Number of Thread Bores/N° fori filettati	1
MAZDA		


FR-305		
	Bore Ø 1/Alesaggio-Ø 1 [mm]	22
	Mounting Bores Distance/Distanza fori di fissaggio [mm]	60
	Inner Thread/Filett int. [mm]	8,5
	Number of Thread Bores/N° fori filettati	1
MAZDA		

FR-314		
	Bore Ø 1/Alesaggio-Ø 1 [mm]	22
	Mounting Bores Distance/Distanza fori di fissaggio [mm]	60
	Inner Thread/Filett int. [mm]	8,8
	Number of Thread Bores/N° fori filettati	1
MAZDA		

FR-306		
	Bore Ø 1/Alesaggio-Ø 1 [mm]	22
	Mounting Bores Distance/Distanza fori di fissaggio [mm]	60
	Inner Thread/Filett int. [mm]	8,6
	Number of Thread Bores/N° fori filettati	1
MAZDA		


FR-320		
	Bore Ø 1/Alesaggio-Ø 1 [mm]	18
	Mounting Bores Distance/Distanza fori di fissaggio [mm]	60
	Inner Thread/Filett int. [mm]	9
	Number of Thread Bores/N° fori filettati	1
MAZDA		

FR-308		
	Bore Ø 1/Alesaggio-Ø 1 [mm]	22
	Mounting Bores Distance/Distanza fori di fissaggio [mm]	60
	Inner Thread/Filett int. [mm]	8,5
	Number of Thread Bores/N° fori filettati	1
MAZDA		


FR-322		
	Bore Ø 1/Alesaggio-Ø 1 [mm]	18
	Mounting Bores Distance/Distanza fori di fissaggio [mm]	60
	Inner Thread/Filett int. [mm]	9
	Number of Thread Bores/N° fori filettati	1
MAZDA		



FR-323	
	Bore Ø 1/Alesaggio-Ø 1 [mm]
	18
	Mounting Bores Distance/Distanza fori di fissaggio [mm]
	61
	Inner Thread/Filett int. [mm]
9	
Number of Thread Bores/N° fori filettati	
1	
MAZDA	

FR-331	
	Bore Ø 1/Alesaggio-Ø 1 [mm]
	18
	Mounting Bores Distance/Distanza fori di fissaggio [mm]
	61
	Inner Thread/Filett int. [mm]
9	
Number of Thread Bores/N° fori filettati	
1	
MAZDA	

FR-326	
	Bore Ø 1/Alesaggio-Ø 1 [mm]
	18
	Mounting Bores Distance/Distanza fori di fissaggio [mm]
	60
	Inner Thread/Filett int. [mm]
9	
Number of Thread Bores/N° fori filettati	
1	
MAZDA	

FR-332	
	Bore Ø 1/Alesaggio-Ø 1 [mm]
	18
	Mounting Bores Distance/Distanza fori di fissaggio [mm]
	61
	Inner Thread/Filett int. [mm]
9	
Number of Thread Bores/N° fori filettati	
1	
MAZDA	

FR-328	
	Bore Ø 1/Alesaggio-Ø 1 [mm]
	18
	Mounting Bores Distance/Distanza fori di fissaggio [mm]
	64
	Inner Thread/Filett int. [mm]
9	
Number of Thread Bores/N° fori filettati	
1	
MAZDA	

FR-334	
	Bore Ø 1/Alesaggio-Ø 1 [mm]
	18
	Mounting Bores Distance/Distanza fori di fissaggio [mm]
	61
	Inner Thread/Filett int. [mm]
9	
Number of Thread Bores/N° fori filettati	
1	
MAZDA	


FR-329	
	Bore Ø 1/Alesaggio-Ø 1 [mm]
	18
	Mounting Bores Distance/Distanza fori di fissaggio [mm]
	60
	Inner Thread/Filett int. [mm]
9	
Number of Thread Bores/N° fori filettati	
1	
MAZDA	


FR-335	
	Bore Ø 1/Alesaggio-Ø 1 [mm]
	18
	Mounting Bores Distance/Distanza fori di fissaggio [mm]
	61
	Inner Thread/Filett int. [mm]
9	
Number of Thread Bores/N° fori filettati	
1	
MAZDA	

FR-330	
	Bore Ø 1/Alesaggio-Ø 1 [mm]
	18
	Mounting Bores Distance/Distanza fori di fissaggio [mm]
	61
	Inner Thread/Filett int. [mm]
9	
Number of Thread Bores/N° fori filettati	
1	
MAZDA	

FR-389	
	Bore Ø 1/Alesaggio-Ø 1 [mm]
	22
	Mounting Bores Distance/Distanza fori di fissaggio [mm]
	60
	Inner Thread/Filett int. [mm]
8,5	
Number of Thread Bores/N° fori filettati	
1	
MAZDA	




FR-390	
	Bore Ø 1/Alesaggio-Ø 1 [mm]
	21,5
	Mounting Bores Distance/Distanza fori di fissaggio [mm]
	60
	Inner Thread/Filett int. [mm]
	9
	Number of Thread Bores/N° fori filettati
	1
ASIA MOTORS - MAZDA	

FR-395	
	Bore Ø 1/Alesaggio-Ø 1 [mm]
	18
	Mounting Bores Distance/Distanza fori di fissaggio [mm]
	60
	Inner Thread/Filett int. [mm]
	8,8
	Number of Thread Bores/N° fori filettati
	1
MAZDA	

FR-391	
	Bore Ø 1/Alesaggio-Ø 1 [mm]
	18
	Mounting Bores Distance/Distanza fori di fissaggio [mm]
	60
	Inner Thread/Filett int. [mm]
	8,8
	Number of Thread Bores/N° fori filettati
	1
MAZDA	


FR-396	
	Bore Ø 1/Alesaggio-Ø 1 [mm]
	18
	Mounting Bores Distance/Distanza fori di fissaggio [mm]
	60
	Inner Thread/Filett int. [mm]
	9
	Number of Thread Bores/N° fori filettati
	1
MAZDA	

FR-392	
	Bore Ø 1/Alesaggio-Ø 1 [mm]
	18
	Mounting Bores Distance/Distanza fori di fissaggio [mm]
	60
	Inner Thread/Filett int. [mm]
	8,7
	Number of Thread Bores/N° fori filettati
	1
MAZDA	


FR-397	
	Bore Ø 1/Alesaggio-Ø 1 [mm]
	18
	Mounting Bores Distance/Distanza fori di fissaggio [mm]
	60
	Inner Thread/Filett int. [mm]
	8,8
	Number of Thread Bores/N° fori filettati
	1
MAZDA	


FR-393	
	Bore Ø 1/Alesaggio-Ø 1 [mm]
	18
	Mounting Bores Distance/Distanza fori di fissaggio [mm]
	60
	Inner Thread/Filett int. [mm]
	8,5
	Number of Thread Bores/N° fori filettati
	1
MAZDA	


FR-398	
	Bore Ø 1/Alesaggio-Ø 1 [mm]
	18
	Mounting Bores Distance/Distanza fori di fissaggio [mm]
	60
	Inner Thread/Filett int. [mm]
	8,7
	Number of Thread Bores/N° fori filettati
	1
MAZDA	


FR-394	
	Bore Ø 1/Alesaggio-Ø 1 [mm]
	18
	Mounting Bores Distance/Distanza fori di fissaggio [mm]
	60
	Inner Thread/Filett int. [mm]
	8,8
	Number of Thread Bores/N° fori filettati
	1
MAZDA	


FR-399	
	Bore Ø 1/Alesaggio-Ø 1 [mm]
	18
	Mounting Bores Distance/Distanza fori di fissaggio [mm]
	60
	Inner Thread/Filett int. [mm]
	8,8
	Number of Thread Bores/N° fori filettati
	1
MAZDA	


FR-400		
	Bore Ø 1/Alesaggio-Ø 1 [mm]	22
	Mounting Bores Distance/Distanza fori di fissaggio [mm]	53
	Inner Thread/Filett int. [mm]	8,8
	Number of Thread Bores/N° fori filettati	1
	HONDA	


FR-405		
	Bore Ø 1/Alesaggio-Ø 1 [mm]	22
	Mounting Bores Distance/Distanza fori di fissaggio [mm]	77
	HONDA	


FR-401		
	Bore Ø 1/Alesaggio-Ø 1 [mm]	23
	Mounting Bores Distance/Distanza fori di fissaggio [mm]	45
	Inner Thread/Filett int. [mm]	8,8 10,8
	Number of Thread Bores/N° fori filettati	2
HONDA		


FR-406		
	Bore Ø 1/Alesaggio-Ø 1 [mm]	23
	Mounting Bores Distance/Distanza fori di fissaggio [mm]	80
	Inner Thread/Filett int. [mm]	11
	Number of Thread Bores/N° fori filettati	1
HONDA		

FR-402		
	Bore Ø 1/Alesaggio-Ø 1 [mm]	22
	Mounting Bores Distance/Distanza fori di fissaggio [mm]	80
	Inner Thread/Filett int. [mm]	11
	Number of Thread Bores/N° fori filettati	1
HONDA		


FR-407		
	Bore Ø 1/Alesaggio-Ø 1 [mm]	23
	Mounting Bores Distance/Distanza fori di fissaggio [mm]	81
	Inner Thread/Filett int. [mm]	9
	Number of Thread Bores/N° fori filettati	1
HONDA		

FR-403		
	Bore Ø 1/Alesaggio-Ø 1 [mm]	22
	Mounting Bores Distance/Distanza fori di fissaggio [mm]	81
	Number of Holes/N° fori	1
HONDA		


FR-408		
	Bore Ø 1/Alesaggio-Ø 1 [mm]	23
	Mounting Bores Distance/Distanza fori di fissaggio [mm]	81
	Inner Thread/Filett int. [mm]	9
	Number of Thread Bores/N° fori filettati	1
HONDA		


FR-404		
	Bore Ø 1/Alesaggio-Ø 1 [mm]	23
	Mounting Bores Distance/Distanza fori di fissaggio [mm]	81
	Inner Thread/Filett int. [mm]	13
	Number of Thread Bores/N° fori filettati	1
HONDA		


FR-409	
	
HONDA	

FR-410		
	Bore Ø 1/Alesaggio-Ø 1 [mm]	23
	Mounting Bores Distance/Distanza fori di fissaggio [mm]	80
	Inner Thread/Filett int. [mm]	11
	Number of Thread Bores/N° fori filettati	1
HONDA		


FR-415		
	Bore Ø 1/Alesaggio-Ø 1 [mm]	23
	Mounting Bores Distance/Distanza fori di fissaggio [mm]	82
	Inner Thread/Filett int. [mm]	12,5
	Number of Thread Bores/N° fori filettati	1
HONDA		

FR-411		
	Bore Ø 1/Alesaggio-Ø 1 [mm]	23
	Mounting Bores Distance/Distanza fori di fissaggio [mm]	81
	Inner Thread/Filett int. [mm]	11
	Number of Thread Bores/N° fori filettati	1
HONDA		


FR-417		
	Bore Ø 1/Alesaggio-Ø 1 [mm]	24
	Mounting Bores Distance/Distanza fori di fissaggio [mm]	80
	Inner Thread/Filett int. [mm]	11
	HONDA	

FR-412		
	Bore Ø 1/Alesaggio-Ø 1 [mm]	23
	Mounting Bores Distance/Distanza fori di fissaggio [mm]	81
	Inner Thread/Filett int. [mm]	11
	Number of Thread Bores/N° fori filettati	1
HONDA		

FR-418		
	Bore Ø 1/Alesaggio-Ø 1 [mm]	23
	Mounting Bores Distance/Distanza fori di fissaggio [mm]	76
	HONDA	

FR-413		
	Bore Ø 1/Alesaggio-Ø 1 [mm]	23
	Mounting Bores Distance/Distanza fori di fissaggio [mm]	82
	Inner Thread/Filett int. [mm]	9
	Number of Thread Bores/N° fori filettati	1
HONDA		

FR-419		
	Bore Ø 1/Alesaggio-Ø 1 [mm]	22
	Mounting Bores Distance/Distanza fori di fissaggio [mm]	80
	Inner Thread/Filett int. [mm]	9
	Number of Thread Bores/N° fori filettati	1
HONDA		

FR-414		
	Bore Ø 1/Alesaggio-Ø 1 [mm]	23
	Mounting Bores Distance/Distanza fori di fissaggio [mm]	80
	Inner Thread/Filett int. [mm]	11
	Number of Thread Bores/N° fori filettati	1
HONDA		

FR-499		
	Bore Ø 1/Alesaggio-Ø 1 [mm]	22
	Mounting Bores Distance/Distanza fori di fissaggio [mm]	80
	Inner Thread/Filett int. [mm]	8,8
	Number of Thread Bores/N° fori filettati	1
HONDA		

FR-500		
	Bore Ø 1/Alesaggio-Ø 1 [mm]	22
	Mounting Bores Distance/Distanza fori di fissaggio [mm]	65
	Inner Thread/Filett int. [mm]	9
	Number of Thread Bores/N° fori filettati	1
	<b>1</b>	
<b>MITSUBISHI</b>		

FR-506		
	Bore Ø 1/Alesaggio-Ø 1 [mm]	22
	Mounting Bores Distance/Distanza fori di fissaggio [mm]	91
	Inner Thread/Filett int. [mm]	9
	Number of Thread Bores/N° fori filettati	1
	<b>1</b>	
<b>MITSUBISHI</b>		

FR-501		
	Bore Ø 1/Alesaggio-Ø 1 [mm]	22
	Mounting Bores Distance/Distanza fori di fissaggio [mm]	65
	Inner Thread/Filett int. [mm]	9
	Number of Thread Bores/N° fori filettati	1
	<b>1</b>	
<b>MITSUBISHI</b>		

FR-507		
	Bore Ø 1/Alesaggio-Ø 1 [mm]	21,5
	Mounting Bores Distance/Distanza fori di fissaggio [mm]	55
	Inner Thread/Filett int. [mm]	9
	Number of Thread Bores/N° fori filettati	1
	<b>1</b>	
<b>MITSUBISHI</b>		

FR-502		
	Bore Ø 1/Alesaggio-Ø 1 [mm]	22
	Mounting Bores Distance/Distanza fori di fissaggio [mm]	56
	Inner Thread/Filett int. [mm]	9
	Number of Thread Bores/N° fori filettati	1
	<b>1</b>	
<b>MITSUBISHI</b>		

FR-508		
	Bore Ø 1/Alesaggio-Ø 1 [mm]	22
	Mounting Bores Distance/Distanza fori di fissaggio [mm]	55
	Inner Thread/Filett int. [mm]	9
	Number of Thread Bores/N° fori filettati	1
	<b>1</b>	
<b>MITSUBISHI</b>		

FR-503		
	Bore Ø 1/Alesaggio-Ø 1 [mm]	22
	Mounting Bores Distance/Distanza fori di fissaggio [mm]	65
	Inner Thread/Filett int. [mm]	9
	Number of Thread Bores/N° fori filettati	1
	<b>1</b>	
<b>MITSUBISHI</b>		

FR-509		
	Bore Ø 1/Alesaggio-Ø 1 [mm]	22
	Mounting Bores Distance/Distanza fori di fissaggio [mm]	55
	Inner Thread/Filett int. [mm]	9
	Number of Thread Bores/N° fori filettati	1
	<b>1</b>	
<b>MITSUBISHI</b>		

FR-504		
	Bore Ø 1/Alesaggio-Ø 1 [mm]	22
	Mounting Bores Distance/Distanza fori di fissaggio [mm]	55
	Inner Thread/Filett int. [mm]	9
	Number of Thread Bores/N° fori filettati	1
	<b>1</b>	
<b>MITSUBISHI</b>		

FR-510		
	Bore Ø 1/Alesaggio-Ø 1 [mm]	22
	Mounting Bores Distance/Distanza fori di fissaggio [mm]	65
	Inner Thread/Filett int. [mm]	11
	Number of Thread Bores/N° fori filettati	1
	<b>1</b>	
<b>MITSUBISHI</b>		




FR-511	
	Bore Ø 1/Alesaggio-Ø 1 [mm] <b>22</b>
	Mounting Bores Distance/Distanza fori di fissaggio [mm] <b>65</b>
	Inner Thread/Filett int. [mm] <b>9</b>
	Number of Thread Bores/N° fori filettati <b>1</b>
<b>MITSUBISHI</b>	

FR-579	
	Bore Ø 1/Alesaggio-Ø 1 [mm] <b>22</b>
	Mounting Bores Distance/Distanza fori di fissaggio [mm] <b>55</b>
	Inner Thread/Filett int. [mm] <b>8,8</b>
	Number of Thread Bores/N° fori filettati <b>1</b>
<b>SHUANGHUAN AUTO - MITSUBISHI</b>	

FR-512	
	Bore Ø 1/Alesaggio-Ø 1 [mm] <b>22</b>
	Mounting Bores Distance/Distanza fori di fissaggio [mm] <b>55</b>
	Inner Thread/Filett int. [mm] <b>9</b>
	Number of Thread Bores/N° fori filettati <b>1</b>
<b>MITSUBISHI</b>	


FR-580	
	Bore Ø 1/Alesaggio-Ø 1 [mm] <b>22</b>
	Mounting Bores Distance/Distanza fori di fissaggio [mm] <b>55</b>
	Inner Thread/Filett int. [mm] <b>9</b>
	Number of Thread Bores/N° fori filettati <b>1</b>

FR-513	
	Bore Ø 1/Alesaggio-Ø 1 [mm] <b>22</b>
	Mounting Bores Distance/Distanza fori di fissaggio [mm] <b>61</b>
	Inner Thread/Filett int. [mm] <b>9</b>
	Number of Thread Bores/N° fori filettati <b>1</b>
<b>MITSUBISHI</b>	

FR-581	
	Bore Ø 1/Alesaggio-Ø 1 [mm] <b>22</b>
	Mounting Bores Distance/Distanza fori di fissaggio [mm] <b>55</b>
	Inner Thread/Filett int. [mm] <b>8,8</b>
	Number of Thread Bores/N° fori filettati <b>1</b>
<b>HYUNDAI</b>	

FR-527	
	Bore Ø 1/Alesaggio-Ø 1 [mm] <b>22</b>
	Mounting Bores Distance/Distanza fori di fissaggio [mm] <b>55</b>
	Inner Thread/Filett int. [mm] <b>8,8</b>
	Number of Thread Bores/N° fori filettati <b>1</b>
<b>MITSUBISHI</b>	

FR-585	
	Bore Ø 1/Alesaggio-Ø 1 [mm] <b>22</b>
	Mounting Bores Distance/Distanza fori di fissaggio [mm] <b>91</b>
	Inner Thread/Filett int. [mm] <b>8,8</b>
	Number of Thread Bores/N° fori filettati <b>1</b>
<b>HYUNDAI</b>	

FR-578	
	Bore Ø 1/Alesaggio-Ø 1 [mm] <b>22</b>
	Mounting Bores Distance/Distanza fori di fissaggio [mm] <b>55</b>
	Inner Thread/Filett int. [mm] <b>10,7</b>
	Number of Thread Bores/N° fori filettati <b>1</b>
<b>MITSUBISHI</b>	

FR-587	
	Bore Ø 1/Alesaggio-Ø 1 [mm] <b>22</b>
	Mounting Bores Distance/Distanza fori di fissaggio [mm] <b>65</b>
	Inner Thread/Filett int. [mm] <b>8,8</b>
	Number of Thread Bores/N° fori filettati <b>1</b>
<b>HYUNDAI</b>	



FR-589		
	Bore Ø 1/Alesaggio-Ø 1 [mm]	22
	Mounting Bores Distance/Distanza fori di fissaggio [mm]	64
	Inner Thread/Filett int. [mm]	8,8
	Number of Thread Bores/N° fori filettati	1
	<b>HYUNDAI</b>	

FR-596		
	Bore Ø 1/Alesaggio-Ø 1 [mm]	22
	Mounting Bores Distance/Distanza fori di fissaggio [mm]	65
	Inner Thread/Filett int. [mm]	9
	Number of Thread Bores/N° fori filettati	1
	<b>MITSUBISHI</b>	

FR-591		
	Bore Ø 1/Alesaggio-Ø 1 [mm]	22
	Mounting Bores Distance/Distanza fori di fissaggio [mm]	55
	Inner Thread/Filett int. [mm]	9
	Number of Thread Bores/N° fori filettati	1
	<b>MITSUBISHI</b>	

FR-597		
	Bore Ø 1/Alesaggio-Ø 1 [mm]	22
	Mounting Bores Distance/Distanza fori di fissaggio [mm]	65
	Inner Thread/Filett int. [mm]	9
	Number of Thread Bores/N° fori filettati	1
	<b>MITSUBISHI</b>	

FR-592		
	Bore Ø 1/Alesaggio-Ø 1 [mm]	22
	Mounting Bores Distance/Distanza fori di fissaggio [mm]	91
	Inner Thread/Filett int. [mm]	8,7
	Number of Thread Bores/N° fori filettati	1
	<b>MITSUBISHI</b>	


FR-598		
	Bore Ø 1/Alesaggio-Ø 1 [mm]	22
	Mounting Bores Distance/Distanza fori di fissaggio [mm]	65
	Inner Thread/Filett int. [mm]	8,8
	Number of Thread Bores/N° fori filettati	1
	<b>MITSUBISHI</b>	


FR-594		
	Bore Ø 1/Alesaggio-Ø 1 [mm]	22
	Mounting Bores Distance/Distanza fori di fissaggio [mm]	65
	Inner Thread/Filett int. [mm]	9
	Number of Thread Bores/N° fori filettati	1


FR-599		
	Bore Ø 1/Alesaggio-Ø 1 [mm]	22
	Mounting Bores Distance/Distanza fori di fissaggio [mm]	64
	Inner Thread/Filett int. [mm]	8,8
	Number of Thread Bores/N° fori filettati	1
	<b>MITSUBISHI</b>	


FR-595		
	Bore Ø 1/Alesaggio-Ø 1 [mm]	22
	Mounting Bores Distance/Distanza fori di fissaggio [mm]	56
	Inner Thread/Filett int. [mm]	8,8
	Number of Thread Bores/N° fori filettati	1
	<b>MITSUBISHI</b>	


FR-700		
	Bore Ø 1/Alesaggio-Ø 1 [mm]	22
	Mounting Bores Distance/Distanza fori di fissaggio [mm]	70
	Inner Thread/Filett int. [mm]	9
	Number of Thread Bores/N° fori filettati	1
	<b>SUBARU</b>	

FR-701	
	Bore Ø 1/Alesaggio-Ø 1 [mm]
	22
	Mounting Bores Distance/Distanza fori di fissaggio [mm]
	71
Inner Thread/Filett int. [mm]	9
Number of Thread Bores/N° fori filettati	1
SUBARU	


FR-900		
	Mounting Bores Distance/Distanza fori di fissaggio [mm]	
	60	
	Inner Thread/Filett int. [mm]	11
	Number of Thread Bores/N° fori filettati	1
ISUZU		

FR-702	
	Bore Ø 1/Alesaggio-Ø 1 [mm]
	21,5
	Mounting Bores Distance/Distanza fori di fissaggio [mm]
	70
Inner Thread/Filett int. [mm]	9
Number of Thread Bores/N° fori filettati	1
SUBARU	

FR-901	
	
ISUZU	

FR-704	
	Bore Ø 1/Alesaggio-Ø 1 [mm]
	21
	Mounting Bores Distance/Distanza fori di fissaggio [mm]
	70
Inner Thread/Filett int. [mm]	9
Number of Thread Bores/N° fori filettati	1
SUBARU	


FR-902	
	Bore Ø 1/Alesaggio-Ø 1 [mm]
	24
	Mounting Bores Distance/Distanza fori di fissaggio [mm]
	100
Inner Thread/Filett int. [mm]	11
Number of Thread Bores/N° fori filettati	1
ISUZU	


FR-802	
	Bore Ø 1/Alesaggio-Ø 1 [mm]
	23
	Mounting Bores Distance/Distanza fori di fissaggio [mm]
	61,5
Inner Thread/Filett int. [mm]	9
Number of Thread Bores/N° fori filettati	1
SUZUKI	


FR-996	
	Bore Ø 1/Alesaggio-Ø 1 [mm]
	22
	Mounting Bores Distance/Distanza fori di fissaggio [mm]
	60
Inner Thread/Filett int. [mm]	8,7
Number of Thread Bores/N° fori filettati	1
ISUZU	


FR-899	
	Bore Ø 1/Alesaggio-Ø 1 [mm]
	21
	Mounting Bores Distance/Distanza fori di fissaggio [mm]
	60
Inner Thread/Filett int. [mm]	8,8
Number of Thread Bores/N° fori filettati	1
SUZUKI	


FR-997	
	Bore Ø 1/Alesaggio-Ø 1 [mm]
	22
	Mounting Bores Distance/Distanza fori di fissaggio [mm]
	60
Inner Thread/Filett int. [mm]	10,7
Number of Thread Bores/N° fori filettati	1
ISUZU	


FR-998	
	Bore Ø 1/Alesaggio-Ø 1 [mm]
	22
	Mounting Bores Distance/Distanza fori di fissaggio [mm]
	60
	Inner Thread/Filett int. [mm]
	10,7
	Number of Thread Bores/N° fori filettati
	1
ISUZU	

FR-H04	
	Bore Ø 1/Alesaggio-Ø 1 [mm]
	22
	Mounting Bores Distance/Distanza fori di fissaggio [mm]
	91
	Inner Thread/Filett int. [mm]
	8,8
	Number of Thread Bores/N° fori filettati
	1
HYUNDAI	


FR-H00	
	Bore Ø 1/Alesaggio-Ø 1 [mm]
	22
	Mounting Bores Distance/Distanza fori di fissaggio [mm]
	55
	Inner Thread/Filett int. [mm]
	8,8
	Number of Thread Bores/N° fori filettati
	1
HYUNDAI	


FR-H05	
	Bore Ø 1/Alesaggio-Ø 1 [mm]
	22
	Mounting Bores Distance/Distanza fori di fissaggio [mm]
	80
	Inner Thread/Filett int. [mm]
	8,8
	Number of Thread Bores/N° fori filettati
	1
HYUNDAI	

FR-H01	
	Bore Ø 1/Alesaggio-Ø 1 [mm]
	22
	Mounting Bores Distance/Distanza fori di fissaggio [mm]
	65
	Inner Thread/Filett int. [mm]
	8,9
	Number of Thread Bores/N° fori filettati
	1
HYUNDAI	

FR-H06	
	Bore Ø 1/Alesaggio-Ø 1 [mm]
	22
	Mounting Bores Distance/Distanza fori di fissaggio [mm]
	65
	Inner Thread/Filett int. [mm]
	9
	Number of Thread Bores/N° fori filettati
	1
HYUNDAI	


FR-H02	
	Bore Ø 1/Alesaggio-Ø 1 [mm]
	22
	Mounting Bores Distance/Distanza fori di fissaggio [mm]
	65
	Inner Thread/Filett int. [mm]
	8,8
	Number of Thread Bores/N° fori filettati
	1
HYUNDAI	

FR-H07	
	Bore Ø 1/Alesaggio-Ø 1 [mm]
	19
	Mounting Bores Distance/Distanza fori di fissaggio [mm]
	65
	Inner Thread/Filett int. [mm]
	9
	Number of Thread Bores/N° fori filettati
	1
HYUNDAI	

FR-H03	
	Bore Ø 1/Alesaggio-Ø 1 [mm]
	22
	Mounting Bores Distance/Distanza fori di fissaggio [mm]
	65
	Inner Thread/Filett int. [mm]
	9
	Number of Thread Bores/N° fori filettati
	1
HYUNDAI	


FR-H08	
	Bore Ø 1/Alesaggio-Ø 1 [mm]
	22
	Mounting Bores Distance/Distanza fori di fissaggio [mm]
	65
	Inner Thread/Filett int. [mm]
	8,8
	Number of Thread Bores/N° fori filettati
	1
HYUNDAI	

FR-H10	
	Bore Ø 1/Alesaggio-Ø 1 [mm]
	21,8
	Mounting Bores Distance/Distanza fori di fissaggio [mm]
	66
	Inner Thread/Filett int. [mm]
	9
	Number of Thread Bores/N° fori filettati
	1
HYUNDAI	

FR-H21	
	Bore Ø 1/Alesaggio-Ø 1 [mm]
	22
	Mounting Bores Distance/Distanza fori di fissaggio [mm]
	56,5
	Mounting Bores Distance/Distanza fori di fissaggio [mm]
	96
	Inner Thread/Filett int. [mm]
	12
	Number of Thread Bores/N° fori filettati
	1
HYUNDAI	

FR-H11	
	Bore Ø 1/Alesaggio-Ø 1 [mm]
	21,8
	Mounting Bores Distance/Distanza fori di fissaggio [mm]
	92
	Inner Thread/Filett int. [mm]
	9
	Number of Thread Bores/N° fori filettati
	1
HYUNDAI - KIA	

FR-K00	
	Bore Ø 1/Alesaggio-Ø 1 [mm]
	21,7
	Mounting Bores Distance/Distanza fori di fissaggio [mm]
	61
	Inner Thread/Filett int. [mm]
	9
	Number of Thread Bores/N° fori filettati
	1
KIA	


FR-H12	
	Mounting Bores Distance/Distanza fori di fissaggio [mm]
	92
	Inner Thread/Filett int. [mm]
	12
	Number of Thread Bores/N° fori filettati
	1
	Bore Ø/Alesaggio-Ø [mm]
	22
KIA - HYUNDAI	

FR-K01	
	Bore Ø 1/Alesaggio-Ø 1 [mm]
	21,6
	Mounting Bores Distance/Distanza fori di fissaggio [mm]
	60
	Inner Thread/Filett int. [mm]
	9
	Number of Thread Bores/N° fori filettati
	1
KIA	


FR-H13	
	Bore Ø 1/Alesaggio-Ø 1 [mm]
	22
	Mounting Bores Distance/Distanza fori di fissaggio [mm]
	65
	Inner Thread/Filett int. [mm]
	9
	Number of Thread Bores/N° fori filettati
	1
HYUNDAI	


FR-K02	
	Bore Ø 1/Alesaggio-Ø 1 [mm]
	22
	Mounting Bores Distance/Distanza fori di fissaggio [mm]
	70
	Inner Thread/Filett int. [mm]
	9
	Number of Thread Bores/N° fori filettati
	1
KIA	


FR-H20	
	Bore Ø 1/Alesaggio-Ø 1 [mm]
	22
	Mounting Bores Distance/Distanza fori di fissaggio [mm]
	56
	Inner Thread/Filett int. [mm]
	8,9
	Number of Thread Bores/N° fori filettati
	1
HYUNDAI	


FR-K03	
	Bore Ø 1/Alesaggio-Ø 1 [mm]
	22
	Mounting Bores Distance/Distanza fori di fissaggio [mm]
	60,5
	Inner Thread/Filett int. [mm]
	8,9
	Number of Thread Bores/N° fori filettati
	1
KIA	




FR-K04	
	Bore Ø 1/Alesaggio-Ø 1 [mm]
	21,6
	Mounting Bores Distance/Distanza fori di fissaggio [mm]
	60
	Inner Thread/Filett int. [mm]
	9
	Number of Thread Bores/N° fori filettati
	1
KIA	

FR-K09	
	Bore Ø 1/Alesaggio-Ø 1 [mm]
	22
	Mounting Bores Distance/Distanza fori di fissaggio [mm]
	65
	Inner Thread/Filett int. [mm]
	8,8
	Number of Thread Bores/N° fori filettati
	1
KIA	

FR-K05	
	Bore Ø 1/Alesaggio-Ø 1 [mm]
	22
	Mounting Bores Distance/Distanza fori di fissaggio [mm]
	67
	Number of Bores/N° fori
	1
KIA	

FR-K11	
	Bore Ø 1/Alesaggio-Ø 1 [mm]
	22
	Mounting Bores Distance/Distanza fori di fissaggio [mm]
	60
	Inner Thread/Filett int. [mm]
	9
	Number of Thread Bores/N° fori filettati
	1
KIA	

FR-K06	
	Bore Ø 1/Alesaggio-Ø 1 [mm]
	21,6
	Mounting Bores Distance/Distanza fori di fissaggio [mm]
	60
	Inner Thread/Filett int. [mm]
	9
	Number of Thread Bores/N° fori filettati
	1
KIA	

FR-K12	
	Bore Ø 1/Alesaggio-Ø 1 [mm]
	22
	Mounting Bores Distance/Distanza fori di fissaggio [mm]
	60
	Inner Thread/Filett int. [mm]
	9
	Number of Thread Bores/N° fori filettati
	1
KIA	


FR-K07	
	Bore Ø 1/Alesaggio-Ø 1 [mm]
	22
	Mounting Bores Distance/Distanza fori di fissaggio [mm]
	60
	Inner Thread/Filett int. [mm]
	9
	Number of Thread Bores/N° fori filettati
	1
KIA	

FR-K14	
	Bore Ø 1/Alesaggio-Ø 1 [mm]
	22
	Mounting Bores Distance/Distanza fori di fissaggio [mm]
	60
	Inner Thread/Filett int. [mm]
	9
	Number of Thread Bores/N° fori filettati
	1
KIA	

FR-K08	
	Bore Ø 1/Alesaggio-Ø 1 [mm]
	22
	Mounting Bores Distance/Distanza fori di fissaggio [mm]
	60
	Inner Thread/Filett int. [mm]
	9
	Number of Thread Bores/N° fori filettati
	1
KIA	

FR-K15	
	Bore Ø 1/Alesaggio-Ø 1 [mm]
	21,6
	Mounting Bores Distance/Distanza fori di fissaggio [mm]
	61
	Inner Thread/Filett int. [mm]
	8,8
	Number of Thread Bores/N° fori filettati
	1
KIA	




FR-K18	
	Bore Ø 1/Alesaggio-Ø 1 [mm]
	21,6
	Mounting Bores Distance/Distanza fori di fissaggio [mm]
	61
	Inner Thread/Filett int. [mm]
8,8	
Number of Thread Bores/N° fori filettati	1
KIA	

FR-K23	
	Bore Ø 1/Alesaggio-Ø 1 [mm]
	22
	Mounting Bores Distance/Distanza fori di fissaggio [mm]
	61
	Inner Thread/Filett int. [mm]
9	
Number of Thread Bores/N° fori filettati	1
KIA	

FR-K19	
	Bore Ø 1/Alesaggio-Ø 1 [mm]
	22
	Mounting Bores Distance/Distanza fori di fissaggio [mm]
	60
	Inner Thread/Filett int. [mm]
9	
Number of Thread Bores/N° fori filettati	1
KIA	

FR-K24	
	Bore Ø 1/Alesaggio-Ø 1 [mm]
	33,5
	Mounting Bores Distance/Distanza fori di fissaggio [mm]
	60
	Inner Thread/Filett int. [mm]
9	
Number of Thread Bores/N° fori filettati	1
KIA	

FR-K20	
	Bore Ø 1/Alesaggio-Ø 1 [mm]
	22
	Mounting Bores Distance/Distanza fori di fissaggio [mm]
	65
	Inner Thread/Filett int. [mm]
8,8	
Number of Thread Bores/N° fori filettati	1
KIA	


FR-K25	
	Bore Ø 1/Alesaggio-Ø 1 [mm]
	21,5
	Mounting Bores Distance/Distanza fori di fissaggio [mm]
	62
	Inner Thread/Filett int. [mm]
8,5	
Number of Thread Bores/N° fori filettati	1
KIA	


FR-K21	
	Bore Ø 1/Alesaggio-Ø 1 [mm]
	22
	Mounting Bores Distance/Distanza fori di fissaggio [mm]
	64
	Inner Thread/Filett int. [mm]
9	
Number of Thread Bores/N° fori filettati	1
KIA - HYUNDAI	


FR-K26	
	Bore Ø 1/Alesaggio-Ø 1 [mm]
	22
	Mounting Bores Distance/Distanza fori di fissaggio [mm]
	66
	Inner Thread/Filett int. [mm]
11	
Number of Thread Bores/N° fori filettati	1
KIA	


FR-K22	
	Bore Ø 1/Alesaggio-Ø 1 [mm]
	22
	Mounting Bores Distance/Distanza fori di fissaggio [mm]
	63
	Inner Thread/Filett int. [mm]
9	
Number of Thread Bores/N° fori filettati	1
KIA - HYUNDAI	


FR-K27	
	Bore Ø 1/Alesaggio-Ø 1 [mm]
	22
	Mounting Bores Distance/Distanza fori di fissaggio [mm]
	53
	Inner Thread/Filett int. [mm]
12	
Number of Thread Bores/N° fori filettati	1
KIA	

FR-S01	
	Bore Ø 1/Alesaggio-Ø 1 [mm]
	22
	Mounting Bores Distance/Distanza fori di fissaggio [mm]
	55
	Inner Thread/Filett int. [mm]
9	
Number of Thread Bores/N° fori filettati	
1	
<b>SSANGYONG</b>	

FR-S99	
	Bore Ø 1/Alesaggio-Ø 1 [mm]
	22
	Mounting Bores Distance/Distanza fori di fissaggio [mm]
	66
	Inner Thread/Filett int. [mm]
9	
Number of Thread Bores/N° fori filettati	
1	

FR-S02	
	Bore Ø 1/Alesaggio-Ø 1 [mm]
	22
	Mounting Bores Distance/Distanza fori di fissaggio [mm]
	55
	Inner Thread/Filett int. [mm]
9	
Number of Thread Bores/N° fori filettati	
1	
<b>SSANGYONG</b>	

FR-TUBE	
	Inner Thread/Filett int. [mm]
	10
	Length/Lungh. [mm]
285	
<b>HYUNDAI</b>	

FR-S03	
	Bore Ø 1/Alesaggio-Ø 1 [mm]
	22
	Mounting Bores Distance/Distanza fori di fissaggio [mm]
	56
	Inner Thread/Filett int. [mm]
9	
Number of Thread Bores/N° fori filettati	
1	
<b>SSANGYONG</b>	


FR-W00	
	Bore Ø 1/Alesaggio-Ø 1 [mm]
	21,6
	Mounting Bores Distance/Distanza fori di fissaggio [mm]
	66
	Inner Thread/Filett int. [mm]
8,7	
Number of Thread Bores/N° fori filettati	
1	
<b>DAEWOO</b>	

FR-S97	
	Bore Ø 1/Alesaggio-Ø 1 [mm]
	22
	Mounting Bores Distance/Distanza fori di fissaggio [mm]
	65
	Inner Thread/Filett int. [mm]
8,8	
Number of Thread Bores/N° fori filettati	
1	


FR-W01	
	Bore Ø 1/Alesaggio-Ø 1 [mm]
	21,9
	Mounting Bores Distance/Distanza fori di fissaggio [mm]
	65
	Inner Thread/Filett int. [mm]
9	
Number of Thread Bores/N° fori filettati	
1	
<b>DAEWOO</b>	


FR-S98	
	Bore Ø 1/Alesaggio-Ø 1 [mm]
	22
	Mounting Bores Distance/Distanza fori di fissaggio [mm]
	65
	Inner Thread/Filett int. [mm]
9	
Number of Thread Bores/N° fori filettati	
1	

FR-W02	
	Bore Ø 1/Alesaggio-Ø 1 [mm]
	22
	Mounting Bores Distance/Distanza fori di fissaggio [mm]
	66
	Inner Thread/Filett int. [mm]
9	
Number of Thread Bores/N° fori filettati	
1	
<b>DAEWOO</b>	


FR-W03	
	Bore Ø 1/Alesaggio-Ø 1 [mm] <b>22</b>
	Mounting Bores Distance/Distanza fori di fissaggio [mm] <b>75</b>
	Inner Thread/Filett int. [mm] <b>9</b>
	Number of Thread Bores/N° fori filettati <b>1</b>
<b>DAEWOO</b>	


FR-W09	
	Bore Ø 1/Alesaggio-Ø 1 [mm] <b>22</b>
	Mounting Bores Distance/Distanza fori di fissaggio [mm] <b>65</b>
	Inner Thread/Filett int. [mm] <b>9</b>
	Number of Thread Bores/N° fori filettati <b>1</b>
<b>DAEWOO - CHEVROLET</b>	

FR-W04	
	Bore Ø 1/Alesaggio-Ø 1 [mm] <b>22</b>
	Mounting Bores Distance/Distanza fori di fissaggio [mm] <b>74</b>
	Inner Thread/Filett int. [mm] <b>9</b>
	Number of Thread Bores/N° fori filettati <b>1</b>
<b>DAEWOO</b>	


FR-W05	
	Bore Ø 1/Alesaggio-Ø 1 [mm] <b>21,7</b>
	Mounting Bores Distance/Distanza fori di fissaggio [mm] <b>66</b>
	Inner Thread/Filett int. [mm] <b>8,6</b>
	Number of Thread Bores/N° fori filettati <b>1</b>
<b>DAEWOO</b>	


FR-W06	
	Bore Ø 1/Alesaggio-Ø 1 [mm] <b>22</b>
	Mounting Bores Distance/Distanza fori di fissaggio [mm] <b>66</b>
	Inner Thread/Filett int. [mm] <b>9</b>
	Number of Thread Bores/N° fori filettati <b>1</b>
<b>CHEVROLET</b>	


FR-W08	
	Bore Ø 1/Alesaggio-Ø 1 [mm] <b>21,8</b>
	Mounting Bores Distance/Distanza fori di fissaggio [mm] <b>65,5</b>
	Inner Thread/Filett int. [mm] <b>8,8</b>
	Number of Thread Bores/N° fori filettati <b>1</b>
<b>DAEWOO - CHEVROLET</b>	


VL-100		
	Outer Diam./Diam. est. [mm]	308
	Housing Diam./Diam. alloggiamento [mm]	242
	Inner Diam./Diam. int. [mm]	36
	Height/Altezza [mm]	37,5
<b>NISSAN</b>	<b>Single-mass flywheel \ Volano monomassa</b>	


VL-105		
	Outer Diam./Diam. est. [mm]	296
	Housing Diam./Diam. alloggiamento [mm]	229
	Inner Diam./Diam. int. [mm]	33,6
	Height/Altezza [mm]	60
<b>NISSAN</b>	<b>Dual-mass flywheel \ Volano bimassa</b>	


VL-101		
	Outer Diam./Diam. est. [mm]	319
	Housing Diam./Diam. alloggiamento [mm]	240
	Inner Diam./Diam. int. [mm]	28
	Height/Altezza [mm]	50
<b>NISSAN</b>	<b>Dual-mass flywheel \ Volano bimassa</b>	


VL-106		
	Outer Diam./Diam. est. [mm]	321,5
	Housing Diam./Diam. alloggiamento [mm]	254
	Inner Diam./Diam. int. [mm]	36
	Height/Altezza [mm]	55
<b>NISSAN</b>	<b>Dual-mass flywheel \ Volano bimassa</b>	


VL-102		
	Outer Diam./Diam. est. [mm]	319
	Housing Diam./Diam. alloggiamento [mm]	302
	Inner Diam./Diam. int. [mm]	28,3
	Height/Altezza [mm]	57,5
<b>NISSAN</b>	<b>Dual-mass flywheel \ Volano bimassa</b>	

VL-200		
	Outer Diam./Diam. est. [mm]	302,5
	Housing Diam./Diam. alloggiamento [mm]	230
	Inner Diam./Diam. int. [mm]	44
	Height/Altezza [mm]	48
<b>TOYOTA</b>	<b>Dual-mass flywheel \ Volano bimassa</b>	


VL-103		
	Outer Diam./Diam. est. [mm]	319
	Housing Diam./Diam. alloggiamento [mm]	240
	Inner Diam./Diam. int. [mm]	28
	Height/Altezza [mm]	51
<b>NISSAN</b>	<b>Dual-mass flywheel \ Volano bimassa</b>	


VL-200L		
	Outer Diam./Diam. est. [mm]	302,5
	Housing Diam./Diam. alloggiamento [mm]	230
	Inner Diam./Diam. int. [mm]	44
	Height/Altezza [mm]	48
<b>TOYOTA</b>	<b>Dual-mass flywheel \ Volano bimassa</b>	


VL-104		
	Outer Diam./Diam. est. [mm]	372
	Housing Diam./Diam. alloggiamento [mm]	340
	Inner Diam./Diam. int. [mm]	15,5
	Height/Altezza [mm]	65
<b>NISSAN</b>	<b>Dual-mass flywheel \ Volano bimassa</b>	


VL-201		
	Outer Diam./Diam. est. [mm]	303
	Housing Diam./Diam. alloggiamento [mm]	230
	Inner Diam./Diam. int. [mm]	42
	Height/Altezza [mm]	49
<b>TOYOTA</b>	<b>Dual-mass flywheel \ Volano bimassa</b>	





VL-202	
	Outer Diam./Diam. est. [mm]
	Housing Diam./Diam. alloggiamento [mm]
	Inner Diam./Diam. int. [mm]
	Height/Altezza [mm]
<b>TOYOTA</b>	<b>Dual-mass flywheel \ Volano bimassa</b>


VL-301	
	Outer Diam./Diam. est. [mm]
	Housing Diam./Diam. alloggiamento [mm]
	Inner Diam./Diam. int. [mm]
	Height/Altezza [mm]
<b>MAZDA</b>	<b>Dual-mass flywheel \ Volano bimassa</b>


VL-203	
	Outer Diam./Diam. est. [mm]
	Housing Diam./Diam. alloggiamento [mm]
	Inner Diam./Diam. int. [mm]
	Height/Altezza [mm]
<b>TOYOTA</b>	<b>Single-mass flywheel \ Volano monomassa</b>

VL-302	
	Outer Diam./Diam. est. [mm]
	Housing Diam./Diam. alloggiamento [mm]
	Inner Diam./Diam. int. [mm]
	Height/Altezza [mm]
<b>MAZDA</b>	<b>Dual-mass flywheel \ Volano bimassa</b>


VL-204	
	Outer Diam./Diam. est. [mm]
	Housing Diam./Diam. alloggiamento [mm]
	Inner Diam./Diam. int. [mm]
	Height/Altezza [mm]
<b>LEXUS</b>	<b>Dual-mass flywheel \ Volano bimassa</b>


VL-400	
	Outer Diam./Diam. est. [mm]
	Housing Diam./Diam. alloggiamento [mm]
	Inner Diam./Diam. int. [mm]
	Height/Altezza [mm]
<b>HONDA</b>	<b>Dual-mass flywheel \ Volano bimassa</b>


VL-205	
	Outer Diam./Diam. est. [mm]
	Housing Diam./Diam. alloggiamento [mm]
	Inner Diam./Diam. int. [mm]
	Height/Altezza [mm]
<b>TOYOTA</b>	<b>Single-mass flywheel \ Volano monomassa</b>


VL-500	
	Outer Diam./Diam. est. [mm]
	Housing Diam./Diam. alloggiamento [mm]
	Inner Diam./Diam. int. [mm]
	Height/Altezza [mm]
<b>MITSUBISHI</b>	<b>Dual-mass flywheel \ Volano bimassa</b>


VL-300	
	Outer Diam./Diam. est. [mm]
	Housing Diam./Diam. alloggiamento [mm]
	Inner Diam./Diam. int. [mm]
	Height/Altezza [mm]
<b>MAZDA</b>	<b>Dual-mass flywheel \ Volano bimassa</b>


VL-501	
	Outer Diam./Diam. est. [mm]
	Housing Diam./Diam. alloggiamento [mm]
	Inner Diam./Diam. int. [mm]
	Height/Altezza [mm]
<b>MITSUBISHI</b>	<b>Single-mass flywheel \ Volano monomassa</b>


VL-502	
	Outer Diam./Diam. est. [mm]
	307
	Housing Diam./Diam. alloggiamento [mm]
	146
	Inner Diam./Diam. int. [mm]
	40
	Height/Altezza [mm]
	54
<b>MITSUBISHI</b>	<b>Single-mass flywheel \ Volano monomassa</b>


VL-701	
	Outer Diam./Diam. est. [mm]
	315
	Housing Diam./Diam. alloggiamento [mm]
	247
	Inner Diam./Diam. int. [mm]
	12
	Height/Altezza [mm]
	26
<b>SUBARU</b>	<b>Single-mass flywheel \ Volano monomassa</b>


VL-503	
	Outer Diam./Diam. est. [mm]
	307
	Inner Diam./Diam. int. [mm]
	17
	Height/Altezza [mm]
	53
<b>MITSUBISHI</b>	<b>Single-mass flywheel \ Volano monomassa</b>


VL-702	
	Outer Diam./Diam. est. [mm]
	319
	Housing Diam./Diam. alloggiamento [mm]
	232
	Inner Diam./Diam. int. [mm]
	12
	Height/Altezza [mm]
	44,5
<b>SUBARU</b>	<b>Dual-mass flywheel \ Volano bimassa</b>

VL-504	
	Outer Diam./Diam. est. [mm]
	292
	Inner Diam./Diam. int. [mm]
	15
	Height/Altezza [mm]
	28
<b>MITSUBISHI</b>	<b>Single-mass flywheel \ Volano monomassa</b>


VL-800	
	Outer Diam./Diam. est. [mm]
	256
	Housing Diam./Diam. alloggiamento [mm]
	219
	Inner Diam./Diam. int. [mm]
	32
	Height/Altezza [mm]
	59
<b>SUZUKI</b>	<b>Dual-mass flywheel \ Volano bimassa</b>

VL-505	
	Outer Diam./Diam. est. [mm]
	335
	Inner Diam./Diam. int. [mm]
	40
	Height/Altezza [mm]
	49
<b>MITSUBISHI</b>	<b>Single-mass flywheel \ Volano monomassa</b>


VL-801	
	Outer Diam./Diam. est. [mm]
	290
	Housing Diam./Diam. alloggiamento [mm]
	244
	Inner Diam./Diam. int. [mm]
	37
	Height/Altezza [mm]
	55
<b>SUZUKI - FIAT</b>	<b>Dual-mass flywheel \ Volano bimassa</b>


VL-700	
	Outer Diam./Diam. est. [mm]
	314
	Housing Diam./Diam. alloggiamento [mm]
	232
	Inner Diam./Diam. int. [mm]
	12
	Height/Altezza [mm]
	24
<b>SUBARU</b>	<b>Single-mass flywheel \ Volano monomassa</b>


VL-802	
	Outer Diam./Diam. est. [mm]
	298
	Housing Diam./Diam. alloggiamento [mm]
	228
	Inner Diam./Diam. int. [mm]
	48
	Height/Altezza [mm]
	67
<b>SUZUKI</b>	<b>Dual-mass flywheel \ Volano bimassa</b>

VL-C00	
 <p><b>CHEVROLET</b></p>	Outer Diam./Diam. est. [mm]
	290
	Housing Diam./Diam. alloggiamento [mm]
	244
	Inner Diam./Diam. int. [mm]
37	
Height/Altezza [mm]	
57	
<b>Dual-mass flywheel \ Volano bimassa</b>	


VL-H04	
 <p><b>HYUNDAI</b></p>	Outer Diam./Diam. est. [mm]
	326
	Housing Diam./Diam. alloggiamento [mm]
	245
	Inner Diam./Diam. int. [mm]
17	
Height/Altezza [mm]	
74	
<b>Single-mass flywheel \ Volano monomassa</b>	

VL-H00	
 <p><b>KIA - HYUNDAI</b></p>	Outer Diam./Diam. est. [mm]
	280
	Housing Diam./Diam. alloggiamento [mm]
	233
	Inner Diam./Diam. int. [mm]
15	
Height/Altezza [mm]	
51	
<b>Single-mass flywheel \ Volano monomassa</b>	


VL-H05	
 <p><b>HYUNDAI</b></p>	Outer Diam./Diam. est. [mm]
	285
	Housing Diam./Diam. alloggiamento [mm]
	238
	Inner Diam./Diam. int. [mm]
16	
Height/Altezza [mm]	
50	
<b>Dual-mass flywheel \ Volano bimassa</b>	


VL-H01	
 <p><b>HYUNDAI</b></p>	Outer Diam./Diam. est. [mm]
	322
	Housing Diam./Diam. alloggiamento [mm]
	254
	Inner Diam./Diam. int. [mm]
18	
Height/Altezza [mm]	
65	
<b>Dual-mass flywheel \ Volano bimassa</b>	

VL-H06	
 <p><b>HYUNDAI - KIA</b></p>	Outer Diam./Diam. est. [mm]
	282
	Housing Diam./Diam. alloggiamento [mm]
	244
	Inner Diam./Diam. int. [mm]
15	
Height/Altezza [mm]	
60	
<b>Dual-mass flywheel \ Volano bimassa</b>	

VL-H02	
 <p><b>HYUNDAI</b></p>	Outer Diam./Diam. est. [mm]
	285
	Housing Diam./Diam. alloggiamento [mm]
	228
	Inner Diam./Diam. int. [mm]
15	
Height/Altezza [mm]	
51	
<b>Dual-mass flywheel \ Volano bimassa</b>	


VL-H07	
 <p><b>HYUNDAI</b></p>	Outer Diam./Diam. est. [mm]
	307
	Housing Diam./Diam. alloggiamento [mm]
	262,5
	Inner Diam./Diam. int. [mm]
16	
Height/Altezza [mm]	
67,7	
<b>Dual-mass flywheel \ Volano bimassa</b>	


VL-H03	
 <p><b>HYUNDAI</b></p>	Outer Diam./Diam. est. [mm]
	282
	Housing Diam./Diam. alloggiamento [mm]
	228
	Inner Diam./Diam. int. [mm]
15	
Height/Altezza [mm]	
51	
<b>Dual-mass flywheel \ Volano bimassa</b>	

VL-H08	
 <p><b>HYUNDAI - KIA</b></p>	Outer Diam./Diam. est. [mm]
	307
	Housing Diam./Diam. alloggiamento [mm]
	262,5
	Inner Diam./Diam. int. [mm]
16	
Height/Altezza [mm]	
67,7	
<b>Single-mass flywheel \ Volano monomassa</b>	





VL-K00		
	Outer Diam./Diam. est. [mm]	325
	Housing Diam./Diam. alloggiamento [mm]	263
	Inner Diam./Diam. int. [mm]	17,2
	Height/Altezza [mm]	53
<b>KIA</b>	<b>Single-mass flywheel \ Volano monomassa</b>	

VL-K05		
	Outer Diam./Diam. est. [mm]	288
	Housing Diam./Diam. alloggiamento [mm]	202
	Inner Diam./Diam. int. [mm]	15
	Height/Altezza [mm]	30
<b>KIA</b>	<b>Single-mass flywheel \ Volano monomassa</b>	

VL-K01		
	Outer Diam./Diam. est. [mm]	325
	Housing Diam./Diam. alloggiamento [mm]	263
	Inner Diam./Diam. int. [mm]	17
	Height/Altezza [mm]	76
<b>KIA</b>	<b>Dual-mass flywheel \ Volano bimassa</b>	


VL-K06		
	Outer Diam./Diam. est. [mm]	326
	Housing Diam./Diam. alloggiamento [mm]	263
	Inner Diam./Diam. int. [mm]	16
	Height/Altezza [mm]	68,5
<b>KIA</b>	<b>Dual-mass flywheel \ Volano bimassa</b>	


VL-K02		
	Outer Diam./Diam. est. [mm]	325
	Housing Diam./Diam. alloggiamento [mm]	284
	Inner Diam./Diam. int. [mm]	17
	Height/Altezza [mm]	72
<b>KIA</b>	<b>Dual-mass flywheel \ Volano bimassa</b>	

VL-S00		
	Outer Diam./Diam. est. [mm]	307
	Housing Diam./Diam. alloggiamento [mm]	244
	Inner Diam./Diam. int. [mm]	27
	Height/Altezza [mm]	59,5
<b>SSANGYONG</b>	<b>Dual-mass flywheel \ Volano bimassa</b>	


VL-K03		
	Outer Diam./Diam. est. [mm]	230
	Housing Diam./Diam. alloggiamento [mm]	186,5
	Inner Diam./Diam. int. [mm]	15
	Height/Altezza [mm]	40
<b>HYUNDAI - KIA</b>	<b>Single-mass flywheel \ Volano monomassa</b>	

VL-S01		
	Outer Diam./Diam. est. [mm]	307
	Housing Diam./Diam. alloggiamento [mm]	245
	Inner Diam./Diam. int. [mm]	46
	Height/Altezza [mm]	52
<b>SSANGYONG</b>	<b>Single-mass flywheel \ Volano monomassa</b>	

VL-K04		
	Outer Diam./Diam. est. [mm]	271
	Housing Diam./Diam. alloggiamento [mm]	215
	Inner Diam./Diam. int. [mm]	15
	Height/Altezza [mm]	28
<b>KIA - HYUNDAI</b>	<b>Single-mass flywheel \ Volano monomassa</b>	

VL-W00		
	Outer Diam./Diam. est. [mm]	254
	Inner Diam./Diam. int. [mm]	10
	Height/Altezza [mm]	26
<b>DAEWOO - CHEVROLET</b>	<b>Single-mass flywheel \ Volano monomassa</b>	



VL-W01	
 <p><b>NEW</b></p> <p>W01</p>	Outer Diam./Diam. est. [mm] <span style="float: right;"><b>287</b></span>
	Inner Diam./Diam. int. [mm] <span style="float: right;"><b>40</b></span>
	Height/Altezza [mm] <span style="float: right;"><b>20</b></span>
	<b>Single-mass flywheel \ Volano monomassa</b>
<b>DAEWOO - CHEVROLET</b>	



CHEVROLET		JAPANPARTS					
120-0281		CY-W00		05069000AD	KF-002	31230-87702	CF-609
23265-78B00		CF-802		05273431AB	CF-510	31230-87703	CF-609
55565331		CF-W08		4366864	FR-097	31230-87704	CF-609
90251210		CF-392		4668665AC	CY-001	31230-87705	CF-609
96159109		CY-W00		4864835	KF-015	31230-97202	CF-601
9618-1201		DF-W03		5273431AA	CF-510	31230-97502	CF-607
9618-1631		CF-W01		53001163	FR-098	31230-B4010	CF-607
9618-3203		DF-W07		53004467	FR-099	312309750 2000	CF-607
9618-4036		DF-W03		74661044	CY-099	31250-26060	DF-699
96181201		DF-366		8953004467	FR-099	31250-26061	DF-699
96181969		DF-W06		<b>DAEWOO JAPANPARTS</b>		31250-26062	DF-699
96184047		CY-W00		01170969	DF-W08	31250-28012	DF-211
9621-1128		DF-W04		1170969	DF-W08	31250-30380	DF-699
9623-2995		DF-W00		264969	CF-W02	31250-30381	DF-699
9624-9465		DF-W02		4305532	CF-W02	31250-35061	DF-211
96243476		CY-W00		803131	DF-W08	31250-37717	DF-698
96286828		CF-W03		96083648	VL-W01	31250-87102	DF-617
96293075		CY-W05		96167964	FR-W00	31250-87103	DF-696
96331920		DF-W07		96184062	FR-W01	31250-87104	DF-617
96333467		DF-W09		96184979	VL-W01	31250-87105	DF-617
96343030		DF-W11		96229375	FR-W02	31250-87106	DF-617
96408517		DF-W00		96232994	DF-362	31250-87107	DF-617
96408623		DF-W09		96249472	FR-W01	31250-87203	DF-602
96440244		VL-C00		96249473	FR-W02	31250-87210	DF-695
96518411		VL-W00		96249477	FR-W03	31250-87211	DF-616
96518531		CF-W04		96273218	FR-W05	31250-87212	DF-695
96564141		CF-802		9628-5361	DF-W05	31250-87215	DF-695
96570697		DF-W12		96297396	FR-W04	31250-87216	DF-695
96612553		DF-W11		96339733	FR-W08	31250-87224	DF-616
96625628		FR-W06		96481287	FR-W05	31250-87227	DF-695
96625634		CF-W05		96489817	FR-W04	31250-87234	DF-616
96625636		DF-W14		96494422	FR-W09	31250-87235	DF-616
96625638		DF-W13		<b>DAIHATSU JAPANPARTS</b>		31250-87242	DF-616
96639152		FR-W10		09269-35003	CF-600	31250-87247	DF-616
96652647		FR-W08		09269-35005	CF-600	31250-87253	DF-693
96829734		CF-W07		30502-KA000	CF-600	31250-87306	DF-603
96829742		DF-W07		31230-87204	CF-609	31250-87310	DF-603
96832585		CF-W06		31230-87280	CF-609	31250-87401	DF-607
96865887		CF-W05		31230-87309	CF-604	31250-87404	DF-621
96899522		DF-W16		31230-87501	CF-201	31250-87509	DF-616
96952004		DF-W11		31230-87504	CF-606	31250-87511	DF-616
<b>CHRYSLER</b>		<b>JAPANPARTS</b>		31230-87505	CF-607	31250-87512	DF-605
04670026AB		CF-002		31230-87604	CF-604	31250-87522	DF-616
						31250-87526	DF-695

DAIHATSU		JAPANPARTS			
31250-87536	DF-695	31250-B4010	DF-622	22200-P29-020	DF-419
31250-87541	DF-695	4023-3132	CF-600	22200-P29-030	DF-419
31250-87557	DF-697	83151-4700	CF-600	22200-P2Y-005	DF-421
31250-87560	DF-613	90043-63002	CF-600	22200-P30-000	DF-424
31250-87565	DF-605	90043-67003	CF-600	22200-P30-010	DF-424
31250-87567	DF-613	90043-67016	CF-201	22200-P30-020	DF-424
31250-87568	DF-613	90046-67991	CF-600	22200-P3F-005	DF-424
31250-87602	DF-603	90053-67016	CF-201	22200-P3F-015	DF-424
31250-87604	DF-603	<b>DR JAPANPARTS</b>		22200-P3Y-005	DF-403
31250-87606	DF-619	703010051	DF-008	22200-P54-000	DF-424
31250-87608	DF-619	T11-1601030BA	DF-006	22200-P5M-005	DF-404
31250-87609	DF-614	<b>FORD JAPANPARTS</b>		22200-P72-005	DF-424
31250-87611	DF-619	1 148 503	FR-334	22200-P7A-005	DF-421
31250-87612	DF-619	<b>GONOW JAPANPARTS</b>		22200-PA0-000	DF-408
31250-87613	DF-603	703020002	CF-503	22200-PA5-000	DF-408
31250-87614	DF-614	703020010	DF-006	22200-PB2-000	DF-400
31250-87615	DF-603	<b>GREAT WALL JAPANPARTS</b>		22200-PC2-000	DF-400
31250-87701	DF-600	1602030	CF-503	22200-PC2-010	DF-400
31250-87702	DF-600	SMR196312	DF-002	22200-PC2-020	DF-400
31250-87703	DF-605	<b>HONDA JAPANPARTS</b>		22200-PC6-000	DF-400
31250-87704	DF-613	003-689-000	CF-400	22200-PC6-010	DF-400
31250-87705	DF-605	22100-RBD-006	VL-400	22200-PC6-020	DF-400
31250-87706	DF-605	22105-P13-545	CF-412	22200-PC6-030	DF-400
31250-87707	DF-613	22105-P5T-305	KF-459	22200-PCX-015	DF-494
31250-87708	DF-611	22105-PL2-515	CF-412	22200-PE0-000	DF-408
31250-87708	DF-613	22200-634-020	DF-408	22200-PE0-003	DF-408
31250-87709	DF-613	22200-657-030	DF-408	22200-PE0-010	DF-408
31250-87709	DF-612	22200-671-000	DF-408	22200-PE0-020	DF-408
31250-87712	DF-698	22200-671-010	DF-408	22200-PE0-315	DF-408
31250-87713	DF-613	22200-679-000	DF-498	22200-PEL-005	DF-419
31250-87714	DF-698	22200-679-010	DF-498	22200-PG7-003	DF-400
31250-87715	DF-611	22200-689-020	DF-400	22200-PG7-J00	DF-400
31250-87715	DF-613	22200-9A5-000	DF-408	22200-PH3-000	DF-413
31250-87716	DF-613	22200-MP7-J02	DF-499	22200-PH4-000	DF-497
31250-87717	DF-698	22200-MP7-J02	DF-421	22200-PH4-003	DF-410
31250-87718	DF-605	22200-P02-010	DF-421	22200-PH4-010	DF-410
31250-87719	DF-698	22200-P10-000	DF-419	22200-PH4-020	DF-410
31250-87721	DF-617	22200-P12-A01	DF-416	22200-PH4-305	DF-497
31250-97210	DF-698	22200-P12-G01	DF-416	22200-PH4-305	DF-410
31250-97401	DF-615	22200-P12-G10	DF-416	22200-PH4-401	DF-497
31250-B1010	DF-623	22200-P12-G11	DF-416	22200-PH4-G00	DF-410
31250-B1020	DF-615	22200-P13-005	DF-424	22200-PH4-G01	DF-410
31250-B2040	DF-613	22200-P29-000	DF-419	22200-PH5-000	DF-400
		22200-P29-010	DF-419	22200-PH5-305	DF-400



HONDA		JAPANPARTS					
22200-PH6-003	DF-496	22200-PM7-J02	DF-499	22810-PG2-004	CF-412		
22200-PH7-010	DF-416	22200-PM7-JO1	DF-499	22810-PG2-008	CF-412		
22200-PH7-020	DF-416	22200-PM7-JO1	DF-421	22810-PH8-000	CF-413		
22200-PH9-000	DF-498	22200-PM7-JOO	DF-421	22810-PH8-008	CF-413		
22200-PJ7-000	DF-408	22200-PM7-JOO	DF-499	22810-PL3-003	CF-499		
22200-PK1-000	DF-413	22200-PM7-L00	DF-419	22810-PL3-005	CF-499		
22200-PK1-003	DF-413	22200-PM7-L01	DF-419	22810-PL6-003	CF-407		
22200-PK1-010	DF-413	22200-PR3-010	DF-495	22810-PLW-005	CF-411		
22200-PK1-305	DF-413	22200-PR3-020	DF-495	22810-PPT-003	CF-401		
22200-PK1-M00	DF-424	22200-PR3-030	DF-495	22810-PR8-000	CF-415		
22200-PK1-S00	DF-413	22200-PR4-030	DF-495	22810-PR8-003	CF-415		
22200-PK1-S01	DF-413	22200-PT0-000	DF-411	22810-PX5-000	CF-412		
22200-PL2-000	DF-416	22200-PT0-010	DF-411	22810-PX5-003	CF-412		
22200-PL2-003	DF-416	22200-PT0-020	DF-411	22810-PX5-004	CF-412		
22200-PL2-A01	DF-416	22200-PT1-000	DF-417	22810-PX5-J01	CF-412		
22200-PL2-G00	DF-416	22200-PT1-010	DF-417	22810-PX5-J02	CF-412		
22200-PL2-G01	DF-416	22200-PT1-020	DF-417	22810-RPF-003	CF-411		
22200-PL2-G10	DF-416	22200-PT7-003	DF-417	22810-RPN-003	CF-403		
22200-PL2-G11	DF-416	22200-PT7-305	DF-417	22863-634-004	CF-497		
22200-PM0-000	DF-415	22200-PWA-005	DF-423	22863-634-013	CF-497		
22200-PM0-010	DF-415	22200-PY3-000	DF-425	22863-634-023	CF-497		
22200-PM1-305	DF-415	22200-PY3-010	DF-425	22863-689-000	CF-400		
22200-PM1-315	DF-415	22200-R40-003	DF-406	22863-689-003	CF-400		
22200-PM2-020	DF-421	22200-R60-005	DF-405	22863-689-023	CF-400		
22200-PM2-100	DF-420	22200-RB0-005	DF-407	22863-869-003	CF-400		
22200-PM2-101	DF-420	22200-RBB-005	DF-405	22863-PB6-003	CF-400		
22200-PM2-L00	DF-421	22200-RNA-003	DF-426	46920-671-651	FR-400		
22200-PM2-L01	DF-421	22810-P13-003	CF-411	46920-692-003	FR-401		
22200-PM5-003	DF-421	22810-P13-005	CF-411	46920-S04-A01	FR-499		
22200-PM5-020	DF-421	22810-P20-003	CF-411	46920-S10-C01	FR-414		
22200-PM5-030	DF-421	22810-P20-005	CF-411	46920-S2A-003	FR-413		
22200-PM5-L00	DF-419	22810-P21-003	CF-412	46920-S2H-G01	FR-406		
22200-PM7-000	DF-400	22810-PB6-921	CF-406	46920-S3Y-A01	FR-407		
22200-PM7-010	DF-400	22810-PB6-922	CF-406	46920-S5A-G01	FR-415		
22200-PM7-502	DF-421	22810-PB6-923	CF-406	46920-S5A-G03	FR-404		
22200-PM7-B00	DF-400	22810-PC8-921	CF-406	46920-S5A-J03	FR-405		
22200-PM7-B01	DF-400	22810-PC8-922	CF-406	46920-S5A-J04	FR-405		
22200-PM7-C01	DF-400	22810-PC8-923	CF-406	46920-S7A-A01	FR-403		
22200-PM7-J00	DF-499	22810-PCY-003	CF-494	46920-S7A-A02	FR-403		
22200-PM7-J00	DF-421	22810-PE6-003	CF-407	46920-S84-A01	FR-417		
22200-PM7-J01	DF-499	22810-PE6-921	CF-407	46920-S84-A02	FR-417		
22200-PM7-J01	DF-421	22810-PE6-923	CF-407	46920-SAA-J01	FR-418		
22200-PM7-J02	DF-421	22810-PF5-008	CF-498	46920-SAA-J02	FR-418		
		22810-PG2-000	CF-412	46920-SAA-J03	FR-418		



HYUNDAI	JAPANPARTS				
41421-38500	CF-H08	41710-38A00	CY-H08	8-94123-673-0	DF-994
41421-39000	CF-592	41710-39001	CY-H01	8-94133-417-0	CF-907
41421-39260	CF-H10	41710-39600	CY-H01	8-94133-417-1	CF-907
41421-39265	CF-H10	41710-39A00	CY-H01	8-94170-345-0	DF-907
41421-39275	CF-H10	41710-3A230	CY-H11	8-94175-170-0	DF-901
41421-43010	CF-505	41710-H1070	CY-H09	8-94177-075-0	DF-901
41421-43020	CF-505	HB610004	FR-H00	8-94225-209-0	DF-901
41421-43030	CF-505	HD711030	DF-582	8-94229-388-0	DF-901
41421-49600	CF-594	HD711103	CY-H00	8-94259-717-0	DF-901
41421-4A000	CF-507	HQ131101	DF-566	8-94312-897-0	FR-996
41421-H1000	CF-594	HQ158020	CF-594	8-94314-392-0	DF-907
41600-43000	FR-585	KA0-0501	CY-H02	8-94314-393-0	DF-907
41600-4A000	FR-H02	ZD711106	DF-513	8-94314-675-0	DF-901
41605-292A0	FR-H01	<b>ISUZU JAPANPARTS</b>		8-94314-676-0	DF-901
41605-2B110	FR-H21	4293862	CF-900	8-94315-559-3	FR-998
41605-2B120	FR-H21	4295175	DF-901	8-94315559-0	FR-901
41605-2E000	FR-H11	4295176	DF-901	8-94315559-2	FR-901
41610-17000	FR-H05	4295610	DF-901	8-94317-675-0	DF-901
41610-1C000	FR-H07	4300616	DF-901	8-94319-305-0	CY-999
41610-22060	FR-589	4311156	DF-901	8-94374-898-1	DF-908
41610-23080	FR-581	4312802	DF-901	8-94377-417-0	CF-901
41610-24000	FR-587	4320789	DF-901	8-94377-417-1	CF-901
41610-25010	FR-H13	5-13671-434-0	DF-901	8-94389-194-1	CY-997
41610-25012	FR-H13	5-31240-013-1	DF-900	8-94389-195-1	CY-996
41610-26000	FR-H04	5-31240-019-0	DF-993	8-94400-893-1	DF-907
41610-29000	FR-H03	5-31240-038-0	DF-901	8-94408-630-0	DF-996
41610-29010	FR-H03	5-31240-039-0	DF-900	8-94419-968-0	DF-901
41610-29011	FR-H03	5-31240-040-1	DF-132	8-94434-710-1	FR-997
41610-2C100	FR-H08	5-31240-041-0	DF-901	8-94434-710-2	FR-997
41610-2D100	FR-H08	5-31240-042-0	DF-999	8-94437-485-0	DF-996
41610-2E000	FR-H11	5-31240-046-0	DF-132	8-94439-073-0	CY-999
41610-2E005	FR-H12	5-31240-046-1	DF-132	8-94453-348-0	CF-999
41610-3A000	FR-H10	5-89766-434-0	DF-901	8-94453-749-1	DF-996
41650-H1000	FR-H20	661-250-3303	DF-983	8-94457-307-0	DF-901
41700-43001	CY-581	662-250-3603	DF-982	8-94466-060-0	DF-901
41700-43150	CY-H02	8-9306-249-0	DF-901	8-94471-629-0	DF-907
41710-22600	CY-585	8-9388-249-0	DF-901	8-94479-249-0	DF-901
41710-22650	CY-585	8-9402-249-0	DF-901	8-94482-308-1	DF-990
41710-22700	CY-H06	8-94101-243-0	CF-900	8-97011-309-0	DF-132
41710-23310	CY-H10	8-94101-243-8	CF-900	8-97022-614-2	FR-997
41710-24000	CY-579	8-94111-687-0	DF-901	8-97024-940-2	FR-997
41710-24050	CY-583	8-94114-850-1	DF-901	8-97025-163-0	DF-132
41710-28000	CY-H01	8-94121-395-0	DF-901	8-97033699-0	CF-906
		8-94123-0673-0	DF-994	8-97039-045-0	DF-132

ISUZU		JAPANPARTS					
8-97039-045-1	DF-132	010250-7303	DF-984	0K240-41-990	FR-K11		
8-97039-704-0	CY-998	07411-3400	DF-991	0K240-41-990A	FR-K14		
8-97040-866-1	CY-995	161-250-3103	DF-988	0K247-16-510	CF-300		
8-97042-683-0	DF-132	30100-01200	DF-981	0K24A-16-460A	DF-388		
8-97066-345-0	DF-980	30100-03400	DF-989	0K24N-41-920	CY-K06		
8-97078-923-0	DF-901	30100-05000	DF-986	0K24N-41-920A	CY-K06		
8-97080-564	DF-980	30100-05100	DF-984	0K2A1-16-460	DF-K04		
8-97080-564-1	DF-980	30100-05311	DF-988	0K2A1-41-400C	FR-K15		
8-970896520	CF-904	30100-05320	DF-987	0K2A3-16-460	DF-K03		
8-97106-978-0	DF-901	30100-06100	DF-985	0K2A3-41-400B	FR-K23		
8-97126-258-0	DF-908	30100-06101	DF-985	0K2A3-41-400C	FR-K06		
8-97135-492-0	DF-980	4317914	DF-901	0K2JT-41-990	FR-K07		
8-97143-146-1	DF-902	4318262	DF-901	0K30A-16-460	DF-388		
8-97163-194-0	DF-905	4318267	DF-900	0K30C-11500A	VL-K05		
8-97207-245-0	DF-980	4668632AD	FR-002	0K370-16-510	CF-397		
8-97217-985-0	DF-980	52107652AC	FR-001	0K552-16-460	DF-K01		
8-97255313-0	CF-902	53008342	CF-004	0K553-41-990	FR-K01		
8-97316591-0	CF-903	8953004467	FR-099	0K76K41920	CY-K05		
8-97320355-0	DF-906	<b>KIA</b>		0K9A0-16-460B	DF-K00		
8-973899100	DF-910	<b>JAPANPARTS</b>		0K9A2-41-920A	CY-K00		
8-97941-515-0	CY-900	0F507-16-460C	DF-K01	0K9A2-41-990B	FR-K00		
8-97943-407-0	FR-900	0FE62-16-510A	CF-305	0S089-41-400	FR-K19		
8-97944277-0	DF-909	0K011-16-510	CF-300	23200-02800	VL-K03		
8-97945679-0	DF-909	0K011-16-510A	CF-305	23200-2B000	VL-K04		
8-97946171-0	DF-911	0K011-41-920A	CY-K11	23200-4A001	VL-K00		
8943794990	CF-999	0K011-41-920B	CY-K03	23200-4A040	VL-K01		
8944671152	DF-912	0K011-41-990C	FR-K08	23200-4A050	VL-K01		
8973002110	FR-902	0K011-41-990E	FR-K03	23200-4A103	VL-K02		
8973494250	CY-901	0K013-16-460	DF-375	23200-4X520	VL-K06		
94-101-243	CF-900	0K013-16-460A	DF-375	23200-4X522	VL-K06		
94111687	DF-901	0K016-16-460A	DF-375	23200A100	VL-K02		
94114850	DF-901	0K016-16-460B	DF-375	41100-02510	DF-567		
94125568	DF-901	0K01A-41-990A	FR-K04	41100-02820	DF-K19		
94259717	DF-901	0K04R-16-460	DF-376	41100-23000	DF-K12		
944451042	DF-901	0K04R-16-460	DF-375	41100-23030	DF-K13		
94451042	DF-901	0K201-16-460A	DF-389	41100-23130	DF-K13		
94455475	DF-901	0K201-16-510	CF-397	41100-23136	DF-K13		
9446-7115	DF-995	0K201-41-920	CY-K12	41100-23510	DF-K14		
94466060	DF-901	0K201-41-920A	CY-K13	41100-23580	DF-K14		
R91-132-061	CF-900	0K203-16-510	CF-397	41100-24200	DF-K18		
R91-149-501	CF-900	0K20A-33251	DF-397	41100-26030	DF-K20		
<b>JEEP</b>		0K20N-16-460	DF-389	41100-26030	DF-K20		
		0K20N-16-460	DF-397	41100-28600	DF-K15		
		0K20N-16-460A	DF-397	41100-28610	DF-K16		
		0K20W-41-400	FR-K12	41100-32021	DF-K17		



KIA		JAPANPARTS					
41100-39110	DF-H16	K016-16-460	DF-375				
41100-39120	DF-H05	K016-16-460	DF-374				
41100-39160	DF-H12	K016-16-460A	DF-374				
41100-39265	DF-K09	K016-16-460A	DF-375				
41100-39310	DF-K08	K016-16-460B	DF-375				
41100-3C100	DF-K06	K201-16-460	DF-389				
41412-49600	CF-K05	K201-16-510	CF-397				
41412-49650	CF-K05	K203-16-460	DF-388				
41412-4Z000	CF-300	K203-16-510	CF-397				
41421-23010	CF-K11	K20N-16-460	DF-389				
41421-23020	CF-K11	K247-16-500	CF-300				
41421-23100	CF-K10	K24A-16-460A	DF-388				
41421-3B000	CF-H08	K24T-16-460A	DF-K00				
41600-07600	FR-K20	K2A3-16-460	DF-K03				
41600-4D000	FR-K24	K552-16-460	DF-K01				
41600-4E000	FR-K02	K55C-16-460	DF-K07				
41605-2H000	FR-K05	K614-16-460	DF-373				
41605-2H200	FR-K05	K614-16-460A	DF-373				
41610-1D100	FR-K27	K71E-16-460	DF-386				
41610-1G000	FR-K21	K71E-16-460	DF-385				
41610-1G800	FR-K22	K71E-16-460A	DF-385				
41610-2F200	FR-K26	K803-16-460	DF-306				
41610-38110	FR-H06	K920-16-460	DF-379				
41610-38120	FR-K09	K920-16-460B	DF-380				
41610-3E000	FR-K18	K924-16-460B	DF-381				
41610-3E010	FR-K25	K9A0-16-460B	DF-K00				
41710-23000	CY-K20	KK139-16-460	DF-377				
41710-23010	CY-K20	KK150-16-460A	DF-359				
41710-23100	CY-K21	KK150-16-460A	DF-314				
41710-23300	CY-K22	KL01-16-460A	DF-395				
41710-2Y000	CY-K08	KL03-16-460	DF-301				
41710-2Z000	CY-K13	KY02-16-460	DF-359				
41710-3E100	CY-K18	KY02-16-460A	DF-359				
41710-3Z001	CY-K01	OK203-16-460	DF-390				
41710-3Z101	CY-K02	S093-41-920	CY-K04				
H606-16-510 -A -B		LADA		JAPANPARTS			
K011-16-460	DF-376	2101-1602610	FR-000	0802CA0020N	CF-007		
K011-16-460	DF-375	404-010G	CY-000	0802CA0130N	CY-002		
K011-16-460A		LAND ROVER		MAZDA		JAPANPARTS	
K012-16-460	DF-375	LR022452	CF-L00	0222-16-222	CF-302	0290-16-150	DF-306
K012-16-460A	DF-375	13450-70011	VL-204	0290-16-460	DF-306	0305-16-460B	DF-303
K012-16-460A	DF-375	0801BA0361N	DF-004	0305-16-460C	DF-303	0305-16-460D	DF-303
K012-16-460A	DF-376			0317-16-460	DF-300	0317-16-460A	DF-300
K013-16-460	DF-375			0317-16-460B	DF-300	0317-41-920	CY-300
				0437-16-460	DF-304	0498-16-460	DF-303
				0727-16-512	CF-389	0820-16-510A	CF-393
				0820-16-510A	CF-393	0822-41-400A	FR-300
				0839-16-460	DF-304	0839-16-460	DF-304
				0862-16-460A	DF-304	0862-16-460A	DF-304
				0862-16-460B	DF-304	0862-16-460B	DF-304
				0862-16-460C	DF-304	0862-16-460C	DF-304
				0862-16-460D	DF-304	0862-16-460D	DF-304
				0863-16-460	DF-304	0863-16-460	DF-304
				0866-16-460	DF-303	0866-16-460	DF-303
				0866-16-460A	DF-303	0866-16-460A	DF-303
				0866-16-460B	DF-303	0866-16-460B	DF-303
				0866-22-460	DF-303	1011-41-400A	FR-303
				1011-41-400A	FR-303	1308-16-460A	DF-300
				1308-16-460A	DF-300	1308-16-460B	DF-300
				1308-16-460B	DF-300	1391-16-460	DF-300
				1391-16-460	DF-300	1391-16-510A	CF-394
				1391-16-510A	CF-394	1393-16-510A	CF-304
				1393-16-510A	CF-304	1393-16-510B	CF-304
				1393-16-510B	CF-304	1524-41-400A	FR-305
				1524-41-400A	FR-305	1524-41-920	CY-303
				1524-41-920	CY-303	1E00-16-540A	CY-320
				1E00-16-540A	CY-320	1E01-16-540	CY-320
				1E01-16-540	CY-320	1E0341990D	FR-335
				1E0341990D	FR-335	22400-64D01	DF-357
				22400-64D01	DF-357	22400-64D01	DF-W02
				22400-64D01	DF-W02	22400-73B01	DF-W02
				22400-73B01	DF-W02	22400-73B78	DF-W02
				22400-73B78	DF-W02		

MAZDA	JAPANPARTS				
22400-A78B00	DF-W02	96232994	DF-362	B630-16-460	DF-303
22400-A78B20	DF-W02	99332-00890	DF-901	B631-16-460	DF-390
22400-A80D00	DF-358	AY02-16-460	DF-W02	B631-16-460A	DF-390
2835-41-400B	FR-308	AY02-16-460	DF-357	B631-16-460B	DF-390
30100-HC430	DF-394	AZ02-16-460A	DF-357	B633-16-460	DF-390
30100-HC450	DF-394	AZ02-16-460A	DF-W02	B633-16-460A	DF-390
30100-HC451	DF-394	AZ03-16-460B	DF-W02	B634-16-460	DF-303
3975-16-460	DF-304	AZ03-16-460B	DF-357	B6Y2-16-460	DF-302
4084-41-920	CY-301	B180-41-920	CY-399	B6Y2-16-460A	DF-302
4130-41-400	FR-301	B301-16-510A	CF-396	BA5A-41-920	CY-398
4132-16-460A	DF-306	B311-16-460	DF-300	BC6D-41-990A	FR-322
8052-16-460	DF-303	B311-16-460A	DF-300	BC6D-41-990B	FR-322
8052-16-460A	DF-303	B311-16-460B	DF-300	BH87-41-400A	FR-396
8072-16-460	DF-304	B312-16-460	DF-300	BJ0N-41-920	CY-323
8116-41-400	FR-312	B312-16-460A	DF-300	BJAB-41-920B	CY-324
8134-16-460	DF-300	B312-16-460C	DF-300	BL62-41-400	FR-399
8134-16-460B	DF-300	B315-16-510	CF-397	BL87-41-990	FR-398
8162-22-460	DF-303	B320-16-460	DF-328	BP02-16-460B	DF-329
8308-41-400	FR-389	B320-16-460A	DF-328	BP02-16-510	CF-310
8540-16-510	CF-305	B321-16-460	DF-328	BP09-16-460	DF-394
8540-16-510B	CF-305	B3Y1-16-460	DF-300	BP09-16-460	DF-392
8541-41-920	CY-304	B455-41-920	CY-329	BP09-16-460A	DF-394
8593-41-400	FR-306	B502-16-460	DF-304	BR70-41-990	FR-397
8871-41-400A	FR-301	B504-16-460A	DF-302	BR70-41-990A	FR-397
8965-213	DF-360	B504-16-460B	DF-302	BR74-41-920	CY-396
9023-6616	DF-366	B601-16-460	DF-302	C201-16-490A	KF-366
9023-6617	DF-366	B602-16-460	DF-311	C402-16-530A	CF-313
9034-2264	DF-366	B602-16-460A	DF-311	D501-16-460	DF-302
90363-45079	CF-302	B609-16-460A	DF-302	DD32-41-990	FR-334
90375104	DF-362	B609-16-460B	DF-302	E301-16-460	DF-300
90456667	DF-362	B618-16-460	DF-330	E301-16-510	CF-301
9478-5327	DF-369	B618-16-460	DF-390	E301-16-510A	CF-399
9483-7750	DF-360	B618-16-460 -460A	DF-390	E302-16-460	DF-300
9607-9171	DF-365	B618-16-460A	DF-390	E302-16-460A	DF-300
96079171	DF-362	B619-16-460	DF-390	E302-16-460B	DF-300
96083561	DF-362	B619-16-460	DF-330	E303-16-460	DF-300
9612-9654	DF-367	B619-16-460 -460A	DF-390	E3Y1-16-460	DF-300
9612-9654A	DF-366	B619-16-460A	DF-390	E502-16-460A	DF-302
96129618	DF-362	B621-16-460	DF-302	E502-16-460B	DF-302
9613-8855	DF-366	B622-16-460A	DF-303	E504-16-460	DF-304
9614-9661	DF-363	B622-16-460A	DF-399	E504-16-460B	DF-304
9618-3981	DF-363	B622-16-510	CF-399	E506-16-460A	DF-302
9618-4036	DF-366	B623-16-460B	DF-303	E512-16-460	DF-302
		B624-16-460	DF-304	F044-41-920C	CY-331

MAZDA		JAPANPARTS					
F100-41-990B	FR-331	FE63-16-460A	DF-311	G607-16-460C	DF-356		
F151-41-92XA	CY-333	FE65-16-460	DF-311	G706-41-920A	CY-395		
F201-16-460	DF-311	FE65-16-460A	DF-311	GA02-41-400	FR-302		
F201-16-460A	DF-311	FE65-16-460B	DF-311	GA2A-41-920	CY-393		
F201-16-460B	DF-311	FE67-16-460	DF-311	GA2A-41-990	FR-393		
F201-16-460C	DF-311	FE67-16-460	DF-379	GC76-41-400B	FR-395		
F201-16-510	CF-310	FE67-16-460A	DF-379	GC76-41-400C	FR-395		
F202-16-460	DF-311	FE67-16-460B	DF-387	GE4T-41-990	FR-320		
F205-16-460	DF-315	FE67-18-460A	DF-311	GE4T-41-990C	FR-329		
F205-16-460A	DF-311	FE69-16-460	DF-311	GJ21-41-400A	FR-323		
F205-16-460B	DF-311	FE69-16-460A	DF-311	GJ21-41-400B	FR-323		
F205-16-460C	DF-311	FE70-16-460	DF-311	GJ22-41-920	CY-394		
F207-16-460A	DF-311	FE70-16-460A	DF-311	GJ6A-41-990	FR-322		
F208-16-460	DF-311	FE82-16-510	CF-310	GJ83-41-400	FR-394		
F208-16-460	DF-378	FE82-16-510A	CF-310	H001-41-400A	FR-310		
F208-16-460A	DF-311	FE83-16-460	DF-311	H001-41-400B	FR-310		
F208-16-460B	DF-311	FE83-16-460A	DF-311	H001-41-400C	FR-310		
F211-16-460	DF-311	FE83-16-460C	DF-311	H266-41-920A	CY-326		
F853-16-510	CF-305	FE84-16-510	CF-310	H604-16-460A	DF-303		
F858-16-460	DF-311	FE90-16-460A	DF-311	H604-16-460B	DF-303		
F858-16-460A	DF-311	FE90-16-460B	DF-311	H605-16-460A	DF-303		
F858-16-460B	DF-382	FE90-16-460C	DF-394	H605-16-460B	DF-303		
F864-16-460-460A	DF-304	FE95-16-460	DF-394	H606-16-160	DF-309		
F865-16-460	DF-311	FE95-16-460A	DF-394	H606-16-460	DF-303		
F865-16-460B	DF-311	FE95-16-460B	DF-394	H606-16-460A	DF-303		
F868-16-460	DF-394	FE95-16-460D	DF-394	H606-16-460B	DF-303		
FA01-41-920	CY-304	FE96-16-460	DF-394	H606-16-460C	DF-303		
FB01-41-400B	FR-330	FP01-16-510	CF-303	H606-16-510	CF-305		
FB01-41-400C	FR-330	FS01-16-460	DF-394	H606-16-510A	CF-305		
FB01-41-920	CY-397	FS01-16-460A	DF-394	H606-16-510B	CF-305		
FB53-16-510	CF-305	FS01-16-460B	DF-394	H607-16-460	DF-309		
FD01-41-920	CY-332	FS05-16-460A	DF-311	H607-16-460	DF-303		
FE05-41-990A	FR-332	FS06-16-460	DF-311	H607-16-460A	DF-303		
FE57-16-460	DF-311	FS06-16-460A	DF-324	H607-16-460B	DF-303		
FE61-16-460	DF-311	G011-41-400	FR-314	H608-16-460	DF-303		
FE61-16-460-460A	DF-311	G011-41-920	CY-301	H608-16-460A	DF-303		
FE61-16-460A	DF-311	G560-16-510B	CF-310	H610-16-460	DF-309		
FE62-16-460	DF-311	G561-16-510	CF-310	H610-16-460A	DF-309		
FE62-16-510	CF-305	G561-16-510A	CF-310	H702-41-920	CY-301		
FE62-16-510A	CF-305	G561-16-510C	CF-308	H805-16-460	DF-311		
FE62-16-510B	CF-305	G601-16-460C	DF-356	H805-16-460A	DF-311		
FE62-16-510C	CF-305	G602-16-460	DF-356	H805-16-460A	DF-306		
FE63-16-460	DF-311	G602-16-460A	DF-356	H805-16-460B	DF-311		
		G607-16-460B	DF-356	H805-16-460C	DF-311		

MAZDA	JAPANPARTS				
H805-16-460D	DF-311	LF0316460	DF-331	R2A2-16-460B	DF-335
H807-16-460D	DF-383	LF0516460	DF-336	RC911-62-200	DF-372
H807-16-460F	DF-383	LF08-16-460A	DF-333	RF06-16-460A	DF-311
HE03-16-460	DF-306	MD735017	DF-371	RF06-16-460B	DF-311
HE03-16-460A	DF-306	N203-16-460A	DF-311	RF06-16-460C	DF-311
HE03-16-460B	DF-306	N203-16-460B	DF-311	RF06-16-460F	DF-311
HE04-16-460A	DF-304	N204-16-460A	DF-320	RF07-16-460	DF-311
HE04-16-460B	DF-304	N205-16-460	DF-311	RF07-16-460A	DF-311
HE05-16-460	DF-304	N302-16-460	DF-317	RF2916610	VL-300
HE05-16-460B	DF-304	N303-16-460	DF-320	RF301-64-60B	DF-316
HE06-16-460	DF-311	N303-16-460A	DF-320	RF3016610C	VL-302
HE06-16-460A	DF-311	N305-16-460	DF-317	RF71-18-381	DF-901
HE06-16-460B	DF-311	N307-16-460	DF-317	RF71-18-381A	DF-901
HE07-16-460	DF-311	N308-16-460	DF-320	RF71-18-381B	DF-901
HE07-16-460A	DF-311	N309-16-510	CF-310	S089-41-920	CY-389
HE07-16-460B	DF-311	N309-16-510	CF-305	S089-41-990	FR-390
HE08-16-460C	DF-306	N310-16-460A	DF-325	S093-41-920	CY-391
HE08-16-460D	DF-306	N310-16-460B	DF-325	S093-41-920B	CY-391
HE08-16-460E	DF-306	N312-16-460	DF-317	S201-16-460	DF-306
HE08-16-460F	DF-306	N315-16-460B	DF-325	S206-16-460	DF-306
HE08-16-460G	DF-306	N315-16-460B	DF-326	S206-16-460A	DF-306
HE10-16-460	DF-306	N315-16-460C	DF-326	S504-16-460	DF-304
HE10-16-460A	DF-306	N315-16-460C	DF-325	SE03-16-460B	DF-355
HE29-41-920B	CY-328	N315-16-510	CF-309	SE03-16-510	CF-305
JC01-16-530D	CF-315	NA01-41-400A	FR-328	SH0116510	CF-317
JE02-16-460	DF-322	NA01-41-920	CY-330	SH0216460	DF-338
JE02-16-460 D	DF-311	NA01-41-920A	CY-330	SL01-16-460	DF-354
JE02-16-460A	DF-322	NA01-41-920B	CY-330	SR02-16-510	CF-310
JE04-16-460	DF-322	PE01-16-460	DF-337	SR02-16-51A	CF-310
JE04-16-460A	DF-322	PN01-16-460	DF-302	T5T1-16-510	CF-301
JF01-16-460B	DF-322	PN01-16-460-460A	DF-302	UB39-41-920	CY-390
K803-16-460	DF-306	PN01-16-460A	DF-302	UB93-41-400A	FR-391
K803-16-460A	DF-306	PN05-16-460	DF-302	UC86-41-400	FR-392
K934-16-460A	DF-384	PN05-16-460A	DF-302	UC86-41-400A	FR-392
KL01-16-460A	DF-394	PN06-16-460	DF-302	UC86-41-920	CY-392
KL01-16-460B	DF-394	PN40-18-381	DF-901	UE37-41-920	CY-327
KL01-16-460D	DF-394	PN40-18-381X	DF-901	UE38-41-920	CY-327
KL05-16-460	DF-394	R201-16-460C	DF-311	V101-16-460	DF-353
L304-16-460B	DF-308	R201-16-460D	DF-311	V101-16-460A	DF-353
L3Y1-16-50X	KF-371	R201-16-460E	DF-311	V101-16-460B	DF-353
L501-16-530	CF-316	R201-16-460F	DF-311	WE01-16-610D	VL-301
L50116460	DF-331	R207-16-460	DF-311	WE01-16460	DF-308
LA01-41-990	FR-326	R207-16-460A	DF-311	WL05-16-460A	DF-305
LF01-16-510	CF-312	R207-16-460B	DF-311	WLA2-16-460F	DF-305

MAZDA JAPANPARTS					
Y401-16-460	DF-323	90363-38040	CF-500	MD701152	DF-503
Y701-16-460	DF-394	90363-38043	CF-500	MD701153	DF-503
Y701-16-460B	DF-394	90363-38056	CF-500	MD701154	DF-503
YF01-16-460E	KF-367	90363-38084	CF-500	MD701155	DF-503
Z601-16-530A	CF-314	KAO-0306	CY-583	MD701167	DF-500
Z604-16-460	DF-332	M819939	CF-591	MD701191	DF-500
Z6Y1-16-50X	KF-370	MB012098	FR-527	MD701193	DF-500
ZJ0216460	DF-310	MB012099	FR-504	MD701194	DF-500
MERCEDES-BENZ JAPANPARTS		MB012300	FR-580	MD701195	DF-500
MB301-16-460	DF-359	MB012542	FR-527	MD701196	DF-500
MB301-16-460A	DF-359	MB012542	FR-502	MD701283	CF-500
MB321-16-460	DF-359	MB012597	FR-506	MD703150	DF-502
MD802104-05-06	DF-502	MB012629	FR-508	MD703151	DF-502
MD802127	DF-513	MB012660	FR-596	MD703270	CF-503
MR145801	DF-513	MB012660	FR-503	MD705097	DF-511
MITSUBISHI JAPANPARTS		MB165130	FR-592	MD705097	DF-500
09269-38001	CF-500	MB165130	FR-506	MD705098	DF-510
1120A130	VL-501	MB555031	FR-501	MD706180	CF-502
2300A034	KF-575	MB555031	FR-597	MD710003	DF-510
2301A002	DF-524	MB555115	FR-591	MD710325	DF-513
2301A007	DF-532	MB555145	FR-592	MD710399	CY-505
2301A021	DF-590	MB555145	FR-506	MD710400	CY-599
2301A024	DF-530	MB555191	FR-592	MD710840	DF-500
2301A051	DF-530	MB555192	FR-592	MD711471	CY-598
2301A054	DF-533	MB555202	FR-502	MD711471	CY-599
2301A088	DF-536	MB555204	FR-507	MD712383	CY-598
2324A015	CF-510	MB555227	FR-595	MD712383	CY-599
2324A077	CF-510	MB555274	FR-598	MD713194	DF-500
2355A004	VL-500	MB555391	FR-579	MD713775	DF-527
2355A006	VL-500	MB555413	FR-500	MD714227	CY-596
2960A042	CF-512	MB555423	FR-599	MD714299	DF-513
31470-7012	CY-596	MB670211	CY-575	MD714370	DF-507
31470-7055	CY-597	MB837549	CF-511	MD714707	DF-500
31470-7140	CY-592	MB919427	DF-591	MD714707	DF-515
41600-43020	FR-585	MB937354	DF-569	MD715522	DF-513
41610-22060	FR-589	MB937568	DF-568	MD716747	DF-516
41610-24000	FR-594	MD137726	VL-503	MD717085	DF-513
41700-43150	CY-581	MD145619	CF-591	MD717221	CY-593
9-00095-040-0	CF-500	MD373136	VL-504	MD717530	DF-527
9-00095-040-1	CF-500	MD374117	VL-502	MD718056	CY-501
90363-38001	CF-500	MD600340	CF-507	MD718368	CY-591
90363-38009	CF-500	MD700257	CF-504	MD718392	CY-595
90363-38019	CF-500	MD701150	DF-503	MD718638	CY-591
		MD701151	DF-503	MD718824	DF-507



MITSUBISHI		JAPANPARTS					
MD718955	DF-516	MD728704	DF-510	MD746078	DF-592		
MD719026	DF-510	MD729517	DF-507	MD746411	DF-523		
MD719206	DF-510	MD730108	CY-589	MD748042	DF-592		
MD719469	CF-505	MD730179	CY-576	MD748262	DF-510		
MD719548	DF-500	MD730980	DF-519	MD749998	CF-H02		
MD719925	CF-597	MD730980	DF-513	MD771133	DF-516		
MD720064	DF-510	MD731447	DF-507	MD771222	DF-502		
MD720345	DF-515	MD732137	DF-527	MD771230	DF-516		
MD720345	DF-500	MD732163	DF-592	MD771329	DF-500		
MD721401	DF-516	MD732359	DF-514	MD771444	DF-501		
MD722483	DF-527	MD733228	CY-595	MD771457	DF-501		
MD722656	CY-596	MD733246	DF-539	MD771467	DF-510		
MD722744	CF-502	MD733300	DF-591	MD771554	DF-501		
MD723812	DF-527	MD733339	CY-576	MD786589	DF-513		
MD723861	DF-513	MD734792	DF-516	MD802060	DF-503		
MD723868	DF-500	MD735646	DF-516	MD802062	DF-503		
MD723882	DF-519	MD735647	DF-534	MD802063	DF-503		
MD723882	DF-591	MD735916	DF-591	MD802064	DF-503		
MD723882	DF-513	MD735959	DF-513	MD802080	DF-500		
MD723883	DF-513	MD736820	DF-591	MD802081	DF-500		
MD723883	DF-591	MD739506	DF-597	MD802082	DF-500		
MD724297	DF-519	MD740318	CY-592	MD802083	DF-500		
MD724297	DF-592	MD740446	DF-502	MD802086	DF-500		
MD724823	DF-507	MD741009	DF-597	MD802102	DF-815		
MD724829	DF-516	MD741289	DF-534	MD802102	DF-502		
MD724849	DF-502	MD741290	DF-534	MD802104	DF-502		
MD724849	DF-516	MD741324	DF-596	MD802105	DF-502		
MD725933	DF-522	MD741736	DF-592	MD802106	DF-502		
MD726558	DF-515	MD742157	CY-592	MD802120	DF-513		
MD726558	DF-500	MD742366	DF-519	MD802121	DF-513		
MD726957	CY-589	MD742366	DF-591	MD802122	DF-513		
MD727685	DF-519	MD742366	DF-513	MD802123	DF-513		
MD727685	DF-513	MD742680	DF-510	MD802128	DF-513		
MD727685	DF-591	MD742681	DF-516	MD802129	DF-513		
MD728637	DF-539	MD742684	DF-591	MD802131	DF-513		
MD728699	DF-516	MD742832	DF-500	MD802133	DF-513		
MD728700	DF-502	MD742853	DF-500	MD802180	DF-500		
MD728700	DF-516	MD742858	DF-535	MD802181	DF-500		
MD728701	DF-519	MD743616	DF-500	MD802200	DF-507		
MD728701	DF-592	MD744097	DF-592	MD802201	DF-507		
MD728702	DF-513	MD744788	DF-534	MD802202	DF-507		
MD728702	DF-519	MD744823	DF-507	MD819939	CF-591		
MD728703	DF-513	MD745934	DF-534	MD837230	DF-513		
		MD745935	DF-534	ME-600341	CF-507		

MITSUBISHI		JAPANPARTS					
ME200232	VL-505	MR317680	DF-596	16300279.1	CY-899		
ME500154	DF-589	MR336071	DF-590	16300282.0	FR-197		
ME500185	DF-588	MR374499	FR-511	16300282.1	FR-197		
ME500237	DF-589	MR374858	FR-510	16300283.0	FR-197		
ME500261	DF-588	MR410188	CY-573	16300304.0	CY-899		
ME500301	DF-588	MR410492	DF-501	16300343.0	CY-196		
ME500382	DF-588	MR430585	CF-505	16300355-0	CF-191		
ME500394	DF-588	MR446364	DF-509	164001831	CY-181		
ME500401	DF-528	MR446366	VL-500	164002100	FR-194		
ME500402	DF-594	MR453864	DF-506	164052080	CY-156		
ME500402	DF-529	MR477386	DF-560	23357-BN700	CF-591		
ME500424	DF-594	MR491998	FR-509	2654-2520-0103	DF-005		
ME500443	DF-528	MR553469	CY-574	2654-2520-0106	DF-005		
ME500448	DF-528	MR553643	DF-509	2654-2520-0109	DF-005		
ME500512	DF-588	MR980563	CY-571	2654-2520-0110	DF-005		
ME500555	DF-528	MR980799	CY-M01	2676.066.020	FR-197		
ME500556	DF-528	MT209225	CF-600	2676.066.027	CY-899		
ME500750	DF-588	MW6900012	CF-513	2676.066.028	CY-899		
ME581119	CF-505	MW8667661	CF-513	2699 2520 0101	DF-005		
ME600340	CF-507	XD802180	DF-500	30001-9X426	KF-1034		
ME600576	CF-507	<b>NISSAN</b>		30001-9X427	KF-1035		
ME602710	CF-507	<b>JAPANPARTS</b>		30001-9X430	KF-1034		
ME605584	CF-507	0100-H1004	DF-115	30001-G9726	KF-195		
ME620330	CF-302	02117-87023	DF-901	30001-G9825	KF-195		
MN101605	FR-513	02117-87023TM	DF-901	3000100QAP	KF-1051		
MN130489	DF-531	02117-87026	DF-901	3000100QOF	KF-1051		
MN132331	DF-530	11720-V2000	DF-901	300012X928	KF-1036		
MN168046	DF-530	11720-V2000TM	DF-901	30100-00Q0F	DF-152		
MN171419	CF-506	11720-W0700	DF-901	30100-01B10	DF-118		
MR111650	DF-596	11720-Y4005	DF-901	30100-01B10-01B12	DF-118		
MR112220	FR-512	12310-00Q0J	VL-105	30100-01B12	DF-118		
MR132298	FR-594	12310-00Q1E	VL-106	30100-01B60	DF-118		
MR132298	FR-527	12310-00Q1F	VL-105	30100-01B64	DF-118		
MR145619	CF-509	12310-22J01	VL-100	30100-01B70	DF-118		
MR145801	DF-591	12310-8H800	VL-101	30100-01B70-01B71	DF-118		
MR151616	FR-578	12310-8H801	VL-101	30100-01B71	DF-118		
MR165177	CY-572	12310-AW400	VL-103	30100-01B94	DF-118		
MR176324	CY-500	12310-EB30A	VL-102	30100-01G10	DF-137		
MR176336	DF-590	12310-VC102	VL-104	30100-01T22	DF-135		
MR195311	DF-590	12310-VC105	VL-104	30100-01T24	DF-135		
MR195689	CF-505	12310-VC10A	VL-104	30100-01T61	DF-135		
MR196313	DF-591	16205050-0	DF-191	30100-01T65	DF-139		
MR267829	FR-509	16205051-0	DF-191	30100-01W07	DF-100		
		16300191.1	CY-899	30100-02C05	DF-100		
		16300278.1	CY-899				

NISSAN	JAPANPARTS				
30100-02N63	DF-135	30100-07N75	DF-135	30100-16A10	DF-115
30100-02N70	DF-145	30100-07P00	DF-133	30100-16A70	DF-115
30100-02N72	DF-145	30100-07P00	DF-132	30100-16G00	DF-105
30100-02N75	DF-145	30100-07P10	DF-133	30100-16G70	DF-105
30100-02T01	DF-181	30100-07P10	DF-132	30100-17S00	DF-105
30100-02T21	DF-181	30100-07P18	DF-132	30100-17U00	DF-178
30100-02T60	DF-181	30100-07P18	DF-133	30100-17U01	DF-178
30100-02T65	DF-181	30100-09W00	DF-105	30100-18G01	DF-105
30100-02T70	DF-181	30100-09W01	DF-105	30100-18G10	DF-105
30100-02T72	DF-181	30100-09W10	DF-105	30100-18G11	DF-105
30100-02T74	DF-181	30100-09W71	DF-105	30100-18G60	DF-105
30100-03E01	DF-105	30100-0C419	DF-105	30100-18L60	DF-124
30100-03E02	DF-105	30100-0C810	DF-179	30100-18V01	DF-105
30100-04F00	DF-105	30100-0C810	DF-105	30100-19900	DF-107
30100-04S01	DF-105	30100-0C815	DF-179	30100-19901	DF-107
30100-04U01	DF-178	30100-0C815	DF-105	30100-19V01	DF-105
30100-04U02	DF-178	30100-0H900	DF-139	30100-1HC0A	DF-131
30100-04U04	DF-178	30100-0H901	DF-178	30100-20J00	DF-132
30100-04U05	DF-178	30100-0M007	DF-115	30100-20J60	DF-132
30100-04U06	DF-178	30100-0M900	DF-180	30100-20J61	DF-132
30100-04U07	DF-178	30100-0W010	DF-133	30100-20J62	DF-132
30100-05E06	DF-100	30100-0W010	DF-132	30100-20J63	DF-132
30100-05E06	DF-124	30100-10G00	DF-105	30100-20P00	DF-178
30100-05E10	DF-105	30100-10G01	DF-105	30100-20V00	DF-105
30100-05E20	DF-105	30100-10G10	DF-105	30100-20V01	DF-105
30100-05E21	DF-105	30100-10G60	DF-105	30100-20V02	DF-105
30100-05E22	DF-105	30100-10G61	DF-105	30100-20V03	DF-105
30100-06E00	DF-114	30100-11L00	DF-105	30100-20V04	DF-105
30100-06E01	DF-114	30100-11M00	DF-115	30100-20V09	DF-105
30100-06E10	DF-105	30100-11W00	DF-105	30100-20V10	DF-105
30100-06F00	DF-105	30100-12T00	DF-135	30100-20V11	DF-105
30100-06J01	DF-180	30100-13E10	DF-127	30100-20V12	DF-105
30100-06J02	DF-180	30100-13E11	DF-127	30100-20V68	DF-105
30100-06J05	DF-180	30100-13E12	DF-127	30100-21000	DF-107
30100-06J06	DF-180	30100-13E13	DF-127	30100-21000-003	DF-107
30100-06J19	DF-180	30100-13E20	DF-127	30100-21003	DF-107
30100-06R00	DF-105	30100-13E21	DF-127	30100-21E00	DF-105
30100-06R10	DF-105	30100-13E92	DF-127	30100-21E01	DF-105
30100-06R60	DF-105	30100-13E94	DF-127	30100-21G00	DF-135
30100-06S01	DF-105	30100-14C00	DF-115	30100-21G60	DF-135
30100-07L00	DF-105	30100-14L10	DF-105	30100-21G70	DF-135
30100-07N62	DF-135	30100-14L11	DF-105	30100-21G71	DF-135
30100-07N72	DF-135	30100-14L60	DF-105	30100-21P00	DF-132
		30100-16A00	DF-115	30100-21P60	DF-132

NISSAN		JAPANPARTS					
30100-21R10	DF-122	30100-30F00	DF-105	30100-43S20	DF-124		
30100-21R11	DF-122	30100-30F01	DF-105	30100-44B10	DF-199		
30100-21V01	DF-178	30100-30P00	DF-178	30100-44F00	DF-198		
30100-21V02	DF-178	30100-30P01	DF-178	30100-44F04	DF-198		
30100-21V07	DF-178	30100-31G00	DF-135	30100-45P00	DF-178		
30100-21V08	DF-178	30100-31G01	DF-135	30100-45P10	DF-193		
30100-21V09	DF-178	30100-31G02	DF-135	30100-45P11	DF-193		
30100-22A00	DF-115	30100-31G10	DF-135	30100-46L10	DF-105		
30100-22A01	DF-115	30100-31G11	DF-135	30100-46L20	DF-105		
30100-22A02	DF-115	30100-31G18	DF-135	30100-46L21	DF-105		
30100-22J00	DF-132	30100-31G21	DF-135	30100-4F400	DF-199		
30100-22J01	DF-132	30100-31U02	DF-177	30100-50A00	DF-115		
30100-22J02	DF-186	30100-32G00	DF-105	30100-50A01	DF-115		
30100-22J02	DF-132	30100-32R00	DF-127	30100-50Y00	DF-115		
30100-22J03	DF-132	30100-32R01	DF-127	30100-50Y09	DF-115		
30100-22J03	DF-186	30100-33M00	DF-115	30100-51E10	DF-124		
30100-22J04	DF-132	30100-33M92	DF-115	30100-51E11	DF-124		
30100-22J13	DF-139	30100-33M94	DF-115	30100-51E18	DF-124		
30100-22P00	DF-132	30100-34W00	DF-105	30100-51F08	DF-179		
30100-22P00	DF-133	30100-35V01	DF-105	30100-51F14	DF-179		
30100-22P00	DF-137	30100-36E60	DF-100	30100-51F15	DF-179		
30100-23E01	DF-105	30100-36E60	DF-124	30100-51F16	DF-179		
30100-23G60	DF-105	30100-37G61	DF-135	30100-51L00	DF-105		
30100-23G61	DF-105	30100-37G62	DF-135	30100-51L01	DF-105		
30100-23P61	DF-135	30100-38F00	DF-198	30100-52A00	DF-185		
30100-23P61	DF-132	30100-39V00	DF-139	30100-52A01	DF-185		
30100-24F00	DF-105	30100-39V01	DF-139	30100-52A02	DF-185		
30100-26E01	DF-105	30100-39V02	DF-139	30100-52A03	DF-185		
30100-26W00	DF-105	30100-39V07	DF-139	30100-52F10	DF-136		
30100-27G00	DF-105	30100-39V08	DF-139	30100-52F14	DF-136		
30100-28F00	DF-105	30100-39V09	DF-139	30100-52F20	DF-136		
30100-28L00	DF-105	30100-40P00	DF-193	30100-52L00	DF-132		
30100-28L01	DF-105	30100-40P01	DF-193	30100-52L01	DF-132		
30100-28L10	DF-105	30100-40U00	DF-178	30100-52L10	DF-139		
30100-28L11	DF-105	30100-40U01	DF-178	30100-53J04	DF-196		
30100-28L60	DF-105	30100-40U02	DF-178	30100-53Y10	DF-185		
30100-28L61	DF-105	30100-40U10	DF-178	30100-53Y19	DF-185		
30100-2F200	DF-194	30100-40U11	DF-178	30100-53Y20	DF-185		
30100-2F205	DF-109	30100-41M01	DF-110	30100-54A10	DF-121		
30100-2F215	DF-109	30100-41M90	DF-110	30100-54A12	DF-121		
30100-2F605	DF-197	30100-43G10	DF-135	30100-54C00	DF-180		
30100-2S404	DF-156	30100-43G10	DF-184	30100-54C01	DF-180		
30100-2T300	DF-105	30100-43S05	DF-124	30100-54C09	DF-180		
		30100-43S05	DF-100	30100-54C10	DF-180		

NISSAN	JAPANPARTS				
30100-54C12	DF-180	30100-76N04	DF-196	30100-92S01	DF-132
30100-54C19	DF-180	30100-76N05	DF-196	30100-92S01	DF-178
30100-54C20	DF-180	30100-77A00	DF-185	30100-92S02	DF-178
30100-55S00	DF-105	30100-77A01	DF-185	30100-96E00	DF-178
30100-56A12	DF-114	30100-77A02	DF-185	30100-96E01	DF-178
30100-56E01	DF-198	30100-77A10	DF-185	30100-96E08	DF-178
30100-58Y00	DF-196	30100-77A11	DF-185	30100-96E09	DF-178
30100-58Y04	DF-196	30100-78E00	DF-127	30100-9C004	DF-189
30100-58Y09	DF-196	30100-78E01	DF-127	30100-9C005	DF-189
30100-59E00	DF-105	30100-80G00	DF-132	30100-9C200	DF-189
30100-59E01	DF-105	30100-80G00	DF-188	30100-A6800	DF-100
30100-59E02	DF-105	30100-80G01	DF-188	30100-A6801	DF-100
30100-59E11	DF-105	30100-80G01	DF-132	30100-A6802	DF-100
30100-59E12	DF-105	30100-80G09	DF-132	30100-AU000	DF-147
30100-59S00	DF-132	30100-80G60	DF-132	30100-AU010	DF-147
30100-59S08	DF-132	30100-80G61	DF-132	30100-AU400	DF-148
30100-60Y00	DF-114	30100-80G62	DF-132	30100-AU600	DF-119
30100-60Y01	DF-114	30100-80S00	DF-105	30100-B2100	DF-107
30100-60Y19	DF-114	30100-80S01	DF-105	30100-B3000	DF-100
30100-62Y00	DF-180	30100-81L00	DF-198	30100-B3000	DF-715
30100-62Y09	DF-180	30100-81N00	DF-180	30100-B3001	DF-100
30100-62Y20	DF-180	30100-85E00	DF-178	30100-B5000	DF-100
30100-65J60	DF-142	30100-85E01	DF-178	30100-B5000	DF-715
30100-6E600	DF-178	30100-85E08	DF-178	30100-B8500	DF-146
30100-6E608	DF-178	30100-85W00	DF-105	30100-C7000	DF-135
30100-6E609	DF-178	30100-85W70	DF-105	30100-C7001	DF-135
30100-70A00	DF-114	30100-85W77	DF-105	30100-C7001-002	DF-135
30100-70J01	DF-194	30100-86W00	DF-105	30100-C7002	DF-135
30100-70J02	DF-194	30100-87A00	DF-115	30100-C7300	DF-135
30100-70J12	DF-194	30100-87G00	DF-184	30100-C7300	DF-132
30100-70J12	DF-197	30100-87G00	DF-135	30100-C7371	DF-135
30100-71E00	DF-127	30100-87G01	DF-184	30100-C7371	DF-132
30100-71E02	DF-127	30100-87G05	DF-184	30100-C7900	DF-135
30100-71E18	DF-127	30100-8E100	DF-180	30100-C7901	DF-135
30100-71J12	DF-196	30100-8E101	DF-180	30100-C7971	DF-135
30100-71N00	DF-120	30100-8E105	DF-180	30100-C8001	DF-128
30100-71N00 -7104	DF-120	30100-8E107	DF-180	30100-C8020	DF-128
30100-71N04	DF-120	30100-8E110	DF-180	30100-C8060	DF-128
30100-725J00	DF-194	30100-8H30A	DF-149	30100-C8261	DF-135
30100-72B00	DF-199	30100-90E00	DF-178	30100-C8262	DF-135
30100-72J00	DF-194	30100-91P00	DF-135	30100-C8286	DF-135
30100-73N00	DF-196	30100-91P02	DF-135	30100-C8761	DF-132
30100-76N00	DF-196	30100-92508	DF-178	30100-C8761	DF-135
		30100-92S00	DF-178	30100-C8762	DF-135



NISSAN	JAPANPARTS				
30100-C8762	DF-132	30100-H1001	DF-115	30100-M7700	DF-101
30100-D0100	DF-114	30100-H1002	DF-115	30100-M7702	DF-101
30100-D0110	DF-114	30100-H1003	DF-115	30100-M7761	DF-110
30100-D0700	DF-114	30100-H1004	DF-115	30100-M7762	DF-110
30100-D1700	DF-114	30100-H1901	DF-115	30100-M7790	DF-101
30100-D1790	DF-114	30100-H1901	DF-105	30100-M7792	DF-101
30100-D2700	DF-114	30100-H1902	DF-115	30100-M7793	DF-101
30100-D2900	DF-114	30100-H1903	DF-115	30100-M7794	DF-101
30100-D3300	DF-114	30100-H5000	DF-115	30100-M802	DF-102
30100-D3308	DF-114	30100-H5001	DF-115	30100-M9000	DF-102
30100-D3600	DF-120	30100-H5200	DF-115	30100-N0203	DF-101
30100-D3601	DF-120	30100-H5800	DF-107	30100-N4200	DF-135
30100-D3610	DF-120	30100-H5801	DF-107	30100-N4201	DF-135
30100-D3660	DF-120	30100-H7591	DF-100	30100-N4202	DF-135
30100-D3694	DF-120	30100-H8900	DF-115	30100-N4290	DF-105
30100-D4400	DF-105	30100-J0500	DF-105	30100-N4292	DF-105
30100-E0900	DF-105	30100-J2200	DF-105	30100-N4394	DF-105
30100-E4100	DF-105	30100-J6000	DF-105	30100-N8400	DF-100
30100-EB30A	DF-150	30100-J6100	DF-105	30100-N8484	DF-100
30100-ED800	DF-151	30100-JA00A	DF-117	30100-N8490	DF-100
30100-ED80A	DF-113	30100-JX00C	DF-151	30100-N8491	DF-100
30100-EQ00A	DF-119	30100-K0400	DF-107	30100-N8493	DF-100
30100-EQ010	DF-119	30100-K0400	DF-100	30100-N8494	DF-100
30100-F5100	DF-105	30100-K0500	DF-107	30100-P0500	DF-105
30100-F5100	DF-146	30100-K0600	DF-100	30100-P8600	DF-135
30100-F5500	DF-135	30100-M0201	DF-101	30100-P8601	DF-105
30100-F5592	DF-135	30100-M0202	DF-101	30100-P9201	DF-135
30100-F5594	DF-135	30100-M0203	DF-101	30100-P9500	DF-132
30100-F5900	DF-105	30100-M0204	DF-101	30100-P9510	DF-132
30100-F6300	DF-135	30100-M0800	DF-102	30100-P9511	DF-132
30100-F6300	DF-139	30100-M0801	DF-102	30100-P9592	DF-132
30100-G3700	DF-100	30100-M0801-802	DF-102	30100-P9594	DF-132
30100-G3700	DF-124	30100-M0802	DF-102	30100-Q9001	DF-105
30100-G3701	DF-124	30100-M5600	DF-102	30100-R2001	DF-105
30100-G3900	DF-100	30100-M7000	DF-102	30100-R3000	DF-100
30100-G5102	DF-115	30100-M7001	DF-102	30100-R3001	DF-100
30100-G5103	DF-115	30100-M7002	DF-102	30100-R8200	DF-105
30100-G5401	DF-100	30100-M7060	DF-115	30100-R8210	DF-105
30100-G5402	DF-100	30100-M7061	DF-115	30100-R8800	DF-135
30100-G5501	DF-124	30100-M7062	DF-115	30100-R8800	DF-123
30100-G5502	DF-124	30100-M7063	DF-115	30100-R8809	DF-135
30100-G5507	DF-124	30100-M7090	DF-115	30100-R9200	DF-135
30100-G5508	DF-124	30100-M7091	DF-102	30100-R9209	DF-135
		30100-M7091	DF-101	30100-S0200	DF-100

NISSAN	JAPANPARTS				
30100-S3100	DF-100	30100-V5500	DF-105	30502-01B00	CF-106
30100-S4300	DF-135	30100-V5700	DF-105	30502-03E18	CF-109
30100-T1000	DF-105	30100-V7100	DF-132	30502-03E20	CF-198
30100-T3200	DF-105	30100-V7101	DF-132	30502-03E24	CF-198
30100-T5600	DF-105	30100-V7107	DF-132	30502-0F001	CF-187
30100-T6000	DF-105	30100-V7108	DF-132	30502-0F003	CF-187
30100-T6100	DF-105	30100-V7300	DF-105	30502-0F500	CF-190
30100-T7070	DF-135	30100-V7500	DF-139	30502-12U00	CF-509
30100-T7200	DF-105	30100-VB008	DF-128	30502-1W716	CF-108
30100-T7210	DF-182	30100-VB310	DF-130	30502-1W718	CF-108
30100-T7260	DF-182	30100-VW215	DF-186	30502-1W720	CF-109
30100-T7269	DF-182	30100-W1100	DF-100	30502-1W724	CF-199
30100-T7270	DF-182	30100-W1101	DF-100	30502-21000	CF-100
30100-T8000	DF-135	30100-W1102	DF-100	30502-28E00	CF-198
30100-T8001	DF-135	30100-W1103	DF-100	30502-28E01	CF-198
30100-T8002	DF-135	30100-W1700	DF-100	30502-28E18	CF-109
30100-T8003	DF-135	30100-W1701	DF-100	30502-28E19	CF-109
30100-T8004	DF-135	30100-W1702	DF-100	30502-28E20	CF-198
30100-T8007	DF-135	30100-W1703	DF-100	30502-28E21	CF-198
30100-T8020	DF-128	30100-W3400	DF-105	30502-28E24	CF-199
30100-U5100	DF-100	30100-W3402	DF-105	30502-2J600	CF-199
30100-U7107	DF-132	30100-W3403	DF-105	30502-30P00	CF-111
30100-U7500	DF-100	30100-W3405	DF-105	30502-31U00	CF-188
30100-U7500 -1	DF-100	30100-W3406	DF-105	30502-31U20	CF-198
30100-U7501	DF-100	30100-W3411	DF-100	30502-31U24	CF-188
30100-V0700	DF-135	30100-W3490	DF-100	30502-45P00	CF-111
30100-V0701	DF-135	30100-W3600	DF-105	30502-49801	CF-100
30100-V0702	DF-135	30100-W4200	DF-100	30502-52A00	CF-107
30100-V0709	DF-135	30100-W4400	DF-100	30502-52A60	CF-107
30100-V0717	DF-135	30100-Y4000	DF-105	30502-53J00	CF-107
30100-V0718	DF-135	30100-Y4100	DF-105	30502-53J01	CF-107
30100-V1500	DF-105	30100-Y4100	DF-115	30502-53J05	CF-107
30100-V1785	DF-135	30100-Y4101	DF-105	30502-54A00	CF-107
30100-V1800	DF-105	30100-Y4156	DF-105	30502-56A00	CF-108
30100-V2200	DF-105	30100-Y6800	DF-105	30502-56A60	CF-108
30100-V2201	DF-105	30100-Y9600	DF-124	30502-69F10	CF-116
30100-V2500	DF-105	30100-Y9601	DF-124	30502-6F900	CF-123
30100-V2900	DF-105	30100-Y9602	DF-124	30502-7F000	CF-187
30100-V3400	DF-105	30300-CR10B	KF-1054	30502-81N00	CF-105
30100-V5200	DF-132	30300-CR12B	KF-1018	30502-81N05	CF-105
30100-V5201	DF-132	30435-M0100	CF-102	30502-96E20	CF-198
30100-V5210	DF-139	30435-M0103	CF-102	30502-9C000	CF-192
30100-V5400	DF-105	30435-M3000	CF-102	30502-D3560	CF-117
		30501-Y9504	CF-192	30502-M8000	CF-105

NISSAN		JAPANPARTS					
30502-M8005	CF-105	30610-3S104	FR-149	30610-Y4401	FR-106		
30502-M8010	CF-104	30610-3S107	FR-149	30620-00Q0E	CF-113		
30502-M8060	CF-105	30610-3S108	FR-150	30620-00QAB	CF-113		
30502-V6200	CF-197	30610-40F50	FR-140	30620-01J01	CY-187		
30502-W1700	CF-111	30610-40P02	FR-142	30620-01W00	CY-115		
30502-W1701	CF-105	30610-40P03	FR-142	30620-01W01	CY-115		
30502-W1701	CF-111	30610-45P10	FR-143	30620-01W11	CY-115		
3050253J61	CF-107	30610-51E01	FR-192	30620-03E01	CY-191		
3050269F00	CF-116	30610-59G10	FR-186	30620-06S00	CY-186		
30570-00QAA	CY-150	30610-5M007	FR-146	30620-09G00	CY-158		
30610-01000	FR-195	30610-5M017	FR-146	30620-09G00	CY-188		
30610-01C00	FR-195	30610-5M067	FR-146	30620-09G05	CY-158		
30610-01G00	FR-186	30610-63C10	FR-144	30620-0T003	CY-149		
30610-01G01	FR-186	30610-63C52	FR-158	30620-10G00	CY-185		
30610-01G11	FR-186	30610-76000	FR-195	30620-18G50	CY-189		
30610-01J64	FR-104	30610-7F000	FR-163	30620-18G60	CY-189		
30610-06J02	FR-199	30610-BN700	FR-145	30620-18G61	CY-184		
30610-06R10	FR-191	30610-C6002	FR-183	30620-18G65	CY-189		
30610-09L00	FR-115	30610-C7300	FR-134	30620-18V00	CY-194		
30610-13E00	FR-147	30610-C7301	FR-134	30620-18V01	CY-194		
30610-13E00	FR-105	30610-C7311	FR-134	30620-21T00	CY-148		
30610-17N01	FR-185	30610-C8201	FR-134	30620-25N00	CY-184		
30610-17N02	FR-185	30610-C8203	FR-134	30620-2J061	CY-142		
30610-17N02/10	FR-185	30610-EA000	FR-111	30620-2J063	CY-142		
30610-1S700	FR-153	30610-EA00A	FR-111	30620-2J620	CY-164		
30610-1S710	FR-153	30610-G2700	FR-117	30620-2J660	CY-164		
30610-1S714	FR-153	30610-G3600	FR-195	30620-2J661	CY-164		
30610-1S717	FR-153	30610-G3610	FR-195	30620-2T000	CY-161		
30610-21T02	FR-148	30610-H5802	FR-101	30620-2T001	CY-146		
30610-28L01	FR-116	30610-JG40A	CY-106	30620-2T010	CY-195		
30610-2C100	FR-184	30610-M1001	FR-100	30620-2T010	CY-161		
30610-2C100	FR-157	30610-M1002	FR-100	30620-2T021	CY-161		
30610-2C110	FR-184	30610-N4001	FR-110	30620-30P00	CY-193		
30610-2C110	FR-157	30610-P6500	FR-109	30620-41L00	CY-193		
30610-2C117	FR-157	30610-P6500	FR-105	30620-48P00	CY-193		
30610-30R11	FR-155	30610-Q2101	FR-147	30620-56E01	CY-190		
30610-30R91	FR-154	30610-R8000	FR-120	30620-56E23	CY-190		
30610-34J00	CY-199	30610-R9500	FR-120	30620-56G13	CY-158		
30610-36E00	FR-147	30610-T6100	FR-148	30620-56G60	CY-152		
30610-36E01	FR-147	30610-U7500	FR-107	30620-5M30A	CY-143		
30610-36E01	FR-190	30610-U7510	FR-107	30620-5M360	CY-143		
30610-3J014	FR-156	30610-VB000	FR-151	30620-5M361	CY-143		
30610-3J015	FR-156	30610-VB001	FR-151	30620-65J00	CY-163		
		30610-W1611	FR-193	30620-69F70	CY-198		

NISSAN	JAPANPARTS				
30620-71N20	CY-141	31250-12170-171	DF-235	30100-05200	DF-S94
30620-71N21	CY-141	31250-22042-043	DF-201	30100-05210	DF-S97
30620-80E00	CY-166	31250-22070	DF-201	30100-05220	DF-S96
30620-80E20	CY-166	31250-22071	DF-201	30100-05224	DF-S04
30620-AU400	CY-165	31250-22072	DF-201	30100-05310	DF-S99
30620-B5000	CY-157	31250-30069-140	DF-201	30100-06100	DF-S98
30620-C6000	CY-155	31250-30380-381	DF-699	30100-06103	DF-S02
30620-C6100	CY-155	31250-35210-211	DF-246	30100-06210	DF-S03
30620-C8002	CY-134	31250-60012-013	DF-212	30100-08450	DF-S01
30620-C8003	CY-134	31250-87611-612	DF-619	30320-05010	CF-998
30620-C9610	CY-199	31250-87701-702	DF-616	30320-05011	CF-998
30620-D8600	CY-196	32150-00QAA	CF-112	30360-08100	CF-S01
30620-EA00A	CY-149	32150-00QAB	CF-112	30360-21100	CF-S02
30620-G9800	CY-199	32150-00QAC	CF-112	30360-34001	CF-S03
30620-H1601	CY-183	32150-00QAD	CF-112	30500-09002	FR-S03
30620-H6100	CY-103	33.326.00	FR-197	30510-050001	FR-S99
30620-H6101	CY-103	37100021515	FR-199	30510-05001	FR-S97
30620-H6102	CY-103	41634-22060	FR-TUBE	30510-06011	FR-S98
30620-M3800	CY-101	C0001-2X928	KF-1036	30510-08001	FR-S01
30620-M3801	CY-101	C0100-53Y20	DF-185	30510-21002	FR-S02
30620-R6401	CY-107	C010M-24086	DF-132	5002-302-000	DF-S95
30620-T6000	CY-145	<b>OPEL JAPANPARTS</b>		5100-301-000	DF-984
30620-T6001	CY-147	94-377-417	CF-901	5210-301-00	DF-S97
30620-T6002	CY-145	<b>PIAGGIO JAPANPARTS</b>		5311-301-000	DF-988
30620-T8002	CY-115	31250-87573-000	DF-618	5320-301-00	DF-987
30620-T8003	CY-147	<b>PROTON JAPANPARTS</b>		6620303011	VL-S01
30620-T8012	CY-115	MD742713	DF-527	6650302105	VL-S00
30620-U7000	CY-104	RL210108	DF-516	<b>SUBARU JAPANPARTS</b>	
30620-U7001	CY-198	<b>RELIANT JAPANPARTS</b>		12310-AA113	VL-700
30620-U7001	CY-104	8200609202	CY-150	12310-AA270	VL-700
30620-U7100	CY-104	<b>RENAULT JAPANPARTS</b>		12342-AA071	VL-701
30620-V5001	CY-193	7700110348	CY-150	12345-AA000	VL-702
30620-V6311	CY-167	8200124021	CY-150	12345-AA001	VL-702
30620-v6321	CY-151	<b>SMART JAPANPARTS</b>		12345-AA002	VL-702
30620-V6370	CY-151	1342500203	DF-531	22400-86G00	DF-805
30620-VB310	CY-153	454 250 00 03	DF-524	30100-3AA302	DF-712
30620-VB370	CY-153	454 254 00 08	CF-512	30100-AA001	DF-708
30620-WJ100	CY-154	454 254 01 08	CF-512	30100-AA010	DF-708
30620-WJ103	CY-154	45425-70379	CY-M01	30100-AA011	DF-708
3062069F70	CY-194	A 454 254 00 08	CF-512	30100-AA020	DF-708
306A0-JA60A	CF-112	A 454 254 01 08	CF-512	30100-AA041	DF-707
306A0-JA60B	CF-112	<b>SSANGYONG JAPANPARTS</b>		30100-AA042	DF-707
306A0-JA60C	CF-112	30100-05001	DF-986	30100-AA070	DF-708
		30100-05002	DF-S95	30100-AA080	DF-708

SUBARU	JAPANPARTS				
30100-AA111	DF-708	30100-AA342	DF-707	30100-KA121	DF-704
30100-AA130	DF-708	30100-AA350	DF-711	30100-KA130	DF-704
30100-AA180	DF-707	30100-AA350	DF-708	30100-KA131	DF-704
30100-AA181	DF-707	30100-AA370	DF-708	30100-KA140	DF-704
30100-AA182	DF-707	30100-AA371	DF-708	30100-KA141	DF-704
30100-AA183	DF-707	30100-AA372	DF-711	30100-KA191	DF-797
30100-AA184	DF-707	30100-AA372	DF-708	30100-KA210	DF-797
30100-AA190	DF-708	30100-AA380	DF-711	30100-KA211	DF-797
30100-AA191	DF-708	30100-AA380	DF-708	30100-KA270	DF-797
30100-AA192	DF-708	30100-AA381	DF-708	30100-KA271	DF-797
30100-AA193	DF-708	30100-AA390	DF-708	30100-KA290	DF-704
30100-AA194	DF-708	30100-AA410	DF-711	30100-KA291	DF-704
30100-AA195	DF-708	30100-AA410	DF-708	30100-KA300	DF-704
30100-AA200	DF-708	30100-AA411	DF-708	30100-KA320	DF-797
30100-AA201	DF-708	30100-AA412	DF-708	30100-KA340	DF-797
30100-AA210	DF-708	30100-AA451	DF-795	30100-KA350	DF-797
30100-AA220	DF-708	30100-AA510	DF-708	30100-KA351	DF-797
30100-AA230	DF-708	30100-AA530	DF-712	30100-KA410	DF-796
30100-AA231	DF-708	30100-AA590	DF-713	30100-KA411	DF-796
30100-AA251	DF-708	30100-AA600	DF-714	30100-KA420	DF-796
30100-AA252	DF-708	30100-AA620	DF-713	30100AA672	DF-716
30100-AA253	DF-708	30100-AA660	DF-713	30502-4700	CF-600
30100-AA254	DF-708	30100-AA671	DF-716	30502-AA000	CF-702
30100-AA261	DF-708	30100-AA680	DF-713	30502-AA001	CF-702
30100-AA262	DF-708	30100-AA690	DF-715	30502-AA002	CF-702
30100-AA263	DF-708	30100-AA720	DF-714	30502-AA021	CF-702
30100-AA264	DF-708	30100-AA851	DF-713	30502-AA031	CF-704
30100-AA271	DF-708	30100-AA900	DF-714	30502-AA042	CF-705
30100-AA272	DF-708	30100-AA960	DF-717	30502-AA043	CF-705
30100-AA281	DF-708	30100-AA970	DF-717	30502-AA051	CF-703
30100-AA282	DF-708	30100-B3000	DF-715	30502-AA060	CF-703
30100-AA283	DF-708	30100-B5000	DF-715	30502-AA080	CF-509
30100-AA284	DF-708	30100-KA001	DF-704	30502-AA090	CF-704
30100-AA285	DF-708	30100-KA02	DF-704	30502-AA091	CF-704
30100-AA292	DF-708	30100-KA020	DF-704	30502-AA100	CF-705
30100-AA300	DF-712	30100-KA021	DF-704	30502-AA110	CF-700
30100-AA301	DF-712	30100-KA031	DF-797	30502-AA120	CF-707
30100-AA302	DF-712	30100-KA032	DF-797	30502-KA000	CF-600
30100-AA303	DF-712	30100-KA052	DF-700	30508-KA001	CF-799
30100-AA310	DF-708	30100-KA060	DF-797	30508-KA040	CF-799
30100-AA310	DF-711	30100-KA061	DF-797	30620-AA041	CY-700
30100-AA340	DF-707	30100-KA062	DF-797	30620-AA042	CY-700
30100-AA341	DF-707	30100-KA063	DF-797	30620-AA090	CY-703
		30100-KA070	DF-704	30620-AA111	CY-702



SUBARU		JAPANPARTS					
30620-AA140		<b>CY-704</b>		48072-5510		<b>DF-704</b>	
30620-AA141		<b>CY-704</b>		83012-8600		<b>DF-798</b>	
33012-0100		<b>DF-798</b>		SUZUKI		JAPANPARTS	
33012-01000		<b>DF-798</b>		09269-28001		<b>CF-899</b>	
33012-0110		<b>DF-798</b>		09269-28002		<b>CF-899</b>	
33012-0120		<b>DF-798</b>		09269-28003		<b>CF-899</b>	
33012-0130		<b>DF-798</b>		09269-28004		<b>CF-818</b>	
33012-0141		<b>DF-701</b>		09269-28006		<b>CF-802</b>	
33012-01411		<b>DF-701</b>		09269-33001		<b>CF-803</b>	
33012-1300		<b>DF-798</b>		09269-33002		<b>CF-803</b>	
33012-4300		<b>DF-799</b>		09269-33003		<b>CF-803</b>	
33012-4310		<b>DF-799</b>		09269-33004		<b>CF-803</b>	
33012-4320		<b>DF-799</b>		09269-33005		<b>CF-803</b>	
33012-4330		<b>DF-799</b>		09269-M28004		<b>CF-807</b>	
33012-4340		<b>DF-799</b>		12620-78E00		<b>VL-802</b>	
37230-AE010		<b>FR-700</b>		12620-85E00-000		<b>VL-800</b>	
37230-AE011		<b>FR-700</b>		12621-79J50-000		<b>VL-801</b>	
37230-AE040		<b>FR-704</b>		12621-79J51-000		<b>VL-801</b>	
37230-FC000		<b>FR-702</b>		22400-50X00		<b>DF-806</b>	
37230-FE040		<b>FR-701</b>		22400-51K00-000		<b>DF-823</b>	
43012-3500		<b>DF-700</b>		22400-51K20-000		<b>DF-823</b>	
43012-5400		<b>DF-797</b>		22400-53030		<b>DF-807</b>	
43012-5410		<b>DF-797</b>		22400-57B00		<b>DF-815</b>	
43012-5420		<b>DF-797</b>		22400-57B01		<b>DF-814</b>	
43012-5430		<b>DF-797</b>		22400-57B01		<b>DF-815</b>	
43012-5440		<b>DF-797</b>		22400-57B02		<b>DF-815</b>	
43012-5500		<b>DF-700</b>		22400-57B10		<b>DF-815</b>	
43012-7000		<b>DF-707</b>		22400-57B10		<b>DF-814</b>	
43012-7001		<b>DF-707</b>		22400-57BA0		<b>DF-815</b>	
43012-7010		<b>DF-707</b>		22400-60A02		<b>DF-813</b>	
43012-7011		<b>DF-707</b>		22400-60A02		<b>DF-810</b>	
43012-7030		<b>DF-707</b>		22400-60A03		<b>DF-813</b>	
43012-7300		<b>DF-705</b>		22400-60A04		<b>DF-810</b>	
43012-7310		<b>DF-705</b>		22400-60A04		<b>DF-813</b>	
43012-7320		<b>DF-705</b>		22400-60AA0		<b>DF-813</b>	
43012-7410		<b>DF-707</b>		22400-60B00		<b>DF-812</b>	
43015-7000		<b>CF-701</b>		22400-60G20		<b>DF-805</b>	
4312-7010		<b>DF-707</b>		22400-63B01		<b>DF-805</b>	
4312-7011		<b>DF-707</b>		22400-63B10		<b>DF-805</b>	
43151-7000		<b>CF-701</b>		22400-64G00		<b>DF-805</b>	
48072-4091		<b>DF-704</b>		22400-66J00		<b>DF-804</b>	
48072-5400		<b>DF-704</b>		22400-67J00		<b>DF-809</b>	
48072-5500		<b>DF-704</b>		22400-70C02		<b>DF-813</b>	
				22400-72020		<b>DF-801</b>	
							22400-72021
							<b>DF-801</b>
							22400-72022
							<b>DF-801</b>
							22400-75121
							<b>DF-801</b>
							22400-75122
							<b>DF-801</b>
							22400-75C00
							<b>DF-813</b>
							22400-75F00
							<b>DF-819</b>
							22400-75F20
							<b>DF-819</b>
							22400-78410
							<b>DF-802</b>
							22400-78411
							<b>DF-802</b>
							22400-78412
							<b>DF-802</b>
							22400-78413
							<b>DF-802</b>
							22400-78E00
							<b>DF-818</b>
							22400-78E01
							<b>DF-818</b>
							22400-79J01
							<b>DF-821</b>
							22400-80020
							<b>DF-801</b>
							22400-80E10
							<b>DF-805</b>
							22400-82020
							<b>DF-806</b>
							22400-82021
							<b>DF-806</b>
							22400-82022
							<b>DF-806</b>
							22400-82023
							<b>DF-806</b>
							22400-82024
							<b>DF-806</b>
							22400-82610
							<b>DF-805</b>
							22400-82612
							<b>DF-805</b>
							22400-83020
							<b>DF-807</b>
							22400-83021
							<b>DF-807</b>
							22400-83022
							<b>DF-807</b>
							22400-83023
							<b>DF-807</b>
							22400-83030
							<b>DF-807</b>
							22400-83050
							<b>DF-807</b>
							22400-84310
							<b>DF-802</b>
							22400-84320
							<b>DF-802</b>
							22400-84A00
							<b>DF-568</b>
							22400-84A60
							<b>DF-822</b>
							22400-84E00
							<b>DF-811</b>
							22400-85140
							<b>DF-801</b>
							22400-85141
							<b>DF-801</b>
							22400-85F00
							<b>DF-898</b>
							22400-85F40
							<b>DF-898</b>
							22400-86610
							<b>DF-805</b>
							22400-M68K41
							<b>DF-823</b>
							22400-M79G10
							<b>DF-824</b>
							23265-60D00
							<b>CF-899</b>
							23265-65D00
							<b>CF-816</b>
							23265-65G00
							<b>CF-800</b>



TOYOTA	JAPANPARTS				
31250-0D081	DF-261	31250-12172	DF-235	31250-14170	DF-227
31250-0D091	DF-270	31250-12173	DF-235	31250-14171	DF-227
31250-0D190	DF-261	31250-12180	DF-216	31250-14180	DF-254
31250-0H020	DF-265	31250-12181	DF-216	31250-14181	DF-254
31250-0H040	DF-261	31250-12182	DF-216	31250-14182	DF-254
31250-0K060	DF-272	31250-12183	DF-216	31250-14183	DF-254
31250-0K204	DF-271	31250-12184	DF-216	31250-16011	DF-210
31250-10060	DF-238	31250-12200	DF-237	31250-16011	DF-235
31250-10061	DF-238	31250-12200	DF-216	31250-16012	DF-210
31250-10062	DF-238	31250-12201	DF-216	31250-16012	DF-235
31250-10063	DF-238	31250-12220	DF-237	31250-16013	DF-235
31250-10064	DF-238	31250-12260	DF-237	31250-16013	DF-210
31250-10120	DF-216	31250-12280	DF-237	31250-16014	DF-210
31250-12021	DF-203	31250-12281	DF-237	31250-16014	DF-235
31250-12031	DF-203	31250-12282	DF-237	31250-16020	DF-235
31250-12040	DF-200	31250-12290	DF-216	31250-16020	DF-210
31250-12061	DF-235	31250-12310	DF-240	31250-16030	DF-235
31250-12061	DF-200	31250-12320	DF-260	31250-16030	DF-210
31250-12062	DF-235	31250-12320	DF-240	31250-16031	DF-235
31250-12062	DF-200	31250-12340	DF-260	31250-16031	DF-210
31250-12070	DF-203	31250-12360	DF-260	31250-16040	DF-235
31250-12071	DF-203	31250-12390	DF-216	31250-17010	DF-216
31250-12073	DF-203	31250-12390	DF-285	31250-17020	DF-240
31250-12080	DF-216	31250-12391	DF-216	31250-17030	DF-248
31250-12081	DF-216	31250-12392	DF-285	31250-17040	DF-253
31250-12131	DF-235	31250-12440	DF-234	31250-17050	DF-246
31250-12132	DF-235	31250-12441	DF-234	31250-17051	DF-246
31250-12133	DF-235	31250-12520	DF-267	31250-17052	DF-246
31250-12142	DF-216	31250-12600	DF-277	31250-20021	DF-231
31250-12143	DF-216	31250-14010	DF-200	31250-20022	DF-231
31250-12144	DF-216	31250-14011	DF-200	31250-20023	DF-231
31250-12151	DF-240	31250-14020	DF-201	31250-20024	DF-231
31250-12152	DF-240	31250-14030	DF-210	31250-20060	DF-200
31250-12153	DF-240	31250-14031	DF-210	31250-20110	DF-279
31250-12154	DF-240	31250-14040	DF-210	31250-20111	DF-292
31250-12155	DF-240	31250-14050	DF-235	31250-20112	DF-292
31250-12156	DF-240	31250-14070	DF-201	31250-20113	DF-292
31250-12160	DF-237	31250-14071	DF-201	31250-20114	DF-292
31250-12161	DF-237	31250-14072	DF-201	31250-20115	DF-292
31250-12162	DF-237	31250-14090	DF-200	31250-20116	DF-292
31250-12163	DF-237	31250-14091	DF-200	31250-20117	DF-292
31250-12170	DF-235	31250-14100	DF-216	31250-20118	DF-292
31250-12171	DF-235	31250-14130	DF-246	31250-20121	DF-223
		31250-14160	DF-246	31250-20130	DF-223

TOYOTA	JAPANPARTS				
31250-20131	DF-222	31250-22290	DF-257	31250-28031	DF-227
31250-20131	DF-223	31250-22320	DF-257	31250-28080	DF-246
31250-20132	DF-223	31250-22340	DF-257	31250-28081	DF-246
31250-20132	DF-222	31250-22350	DF-254	31250-28082	DF-246
31250-20140	DF-249	31250-22351	DF-254	31250-28083	DF-246
31250-20141	DF-249	31250-22360	DF-257	31250-28120	DF-292
31250-20170	DF-295	31250-22370	DF-254	31250-28121	DF-292
31250-20171	DF-295	31250-24010	DF-227	31250-28141	DF-231
31250-20171	DF-249	31250-24011	DF-227	31250-30069	DF-201
31250-20172	DF-249	31250-24012	DF-227	31250-30140	DF-201
31250-20173	DF-249	31250-25020	DF-292	31250-30200	DF-218
31250-20180	DF-253	31250-25080	DF-282	31250-30210	DF-227
31250-20240	DF-248	31250-25081	DF-282	31250-30211	DF-227
31250-20241	DF-248	31250-25082	DF-282	31250-30212	DF-227
31250-20250	DF-253	31250-25090	DF-292	31250-30213	DF-227
31250-20351	DF-215	31250-25091	DF-292	31250-30232	DF-223
31250-20353	DF-215	31250-25100	DF-292	31250-30235	DF-223
31250-21040	DF-200	31250-25122	DF-218	31250-30270	DF-223
31250-22019	DF-231	31250-25130	DF-289	31250-30270	DF-227
31250-22021	DF-231	31250-25131	DF-289	31250-30330	DF-227
31250-22042	DF-201	31250-25142	DF-289	31250-30330	DF-218
31250-22043	DF-201	31250-26040	DF-292	31250-30340	DF-218
31250-22044	DF-201	31250-26050	DF-227	31250-30381	DF-699
31250-22050	DF-201	31250-26051	DF-227	31250-30390	DF-284
31250-22051	DF-201	31250-26052	DF-227	31250-31025	DF-232
31250-22052	DF-201	31250-26052	DF-222	31250-31026	DF-232
31250-22053	DF-201	31250-26090	DF-218	31250-32010	DF-243
31250-22073	DF-201	31250-26091	DF-218	31250-32021	DF-232
31250-22080	DF-201	31250-26171	DF-245	31250-32022	DF-232
31250-22090	DF-231	31250-26180	DF-289	31250-32023	DF-232
31250-22091	DF-231	31250-26181	DF-289	31250-32024	DF-232
31250-22120	DF-222	31250-26182	DF-289	31250-32025	DF-232
31250-22121	DF-222	31250-27023	DF-231	31250-32026	DF-232
31250-22140	DF-262	31250-27024	DF-231	31250-32030	DF-250
31250-22142	DF-262	31250-27025	DF-231	31250-32030	DF-244
31250-22150	DF-227	31250-27060	DF-231	31250-32031	DF-250
31250-22151	DF-227	31250-27061	DF-231	31250-32031	DF-244
31250-22152	DF-227	31250-27081	DF-292	31250-32032	DF-244
31250-22170	DF-262	31250-28010	DF-292	31250-32032	DF-250
31250-22192	DF-237	31250-28011	DF-211	31250-32040	DF-250
31250-22231	DF-257	31250-28011	DF-292	31250-32041	DF-244
31250-22250	DF-257	31250-28012	DF-211	31250-32041	DF-250
31250-22280	DF-257	31250-28012	DF-292	31250-32042	DF-250
		31250-28030	DF-227	31250-32050	DF-250

TOYOTA	JAPANPARTS				
31250-32050	DF-243	31250-35261	DF-283	31250-55031	DF-212
31250-32051	DF-243	31250-35270	DF-227	31250-55032	DF-212
31250-32051	DF-250	31250-35310	DF-299	31250-55033	DF-212
31250-32060	DF-243	31250-35330	DF-281	31250-60010	DF-212
31250-32060	DF-250	31250-35332	DF-281	31250-60011	DF-212
31250-32061	DF-250	31250-35340	DF-286	31250-60012	DF-212
31250-32061	DF-243	31250-35341	DF-286	31250-60013	DF-212
31250-32080	DF-243	31250-35370	DF-257	31250-60020	DF-212
31250-32100	DF-208	31250-36081	DF-213	31250-60030	DF-212
31250-32101	DF-208	31250-36082	DF-213	31250-60031	DF-212
31250-33010	DF-253	31250-36111	DF-213	31250-60040	DF-229
31250-33010	DF-290	31250-36112	DF-213	31250-60080	DF-212
31250-33011	DF-253	31250-36113	DF-229	31250-60090	DF-229
31250-33040	DF-263	31250-36114	DF-213	31250-60100	DF-212
31250-35060	DF-211	31250-36150	DF-212	31250-60110	DF-227
31250-35060	DF-292	31250-36160	DF-229	31250-60111	DF-227
31250-35061	DF-211	31250-36230	DF-229	31250-60120	DF-292
31250-35061	DF-292	31250-36231	DF-229	31250-60121	DF-292
31250-35062	DF-211	31250-36232	DF-229	31250-60140	DF-212
31250-35062	DF-292	31250-36240	DF-291	31250-60150	DF-227
31250-35063	DF-292	31250-36241	DF-291	31250-60151	DF-227
31250-35063	DF-211	31250-36280	DF-229	31250-60170	DF-212
31250-35064	DF-292	31250-36290	DF-246	31250-60180	DF-229
31250-35064	DF-211	31250-36301	DF-229	31250-60190	DF-292
31250-35065	DF-292	31250-36302	DF-229	31250-60220	DF-292
31250-35070	DF-227	31250-36303	DF-287	31250-60222	DF-292
31250-35100	DF-227	31250-36304	DF-287	31250-60223	DF-292
31250-35101	DF-227	31250-36340	DF-212	31250-60230	DF-293
31250-35140	DF-227	31250-36370	DF-287	31250-60230	DF-292
31250-35160	DF-246	31250-36371	DF-287	31250-60231	DF-293
31250-35161	DF-246	31250-36372	DF-287	31250-60232	DF-293
31250-35180	DF-227	31250-36410	DF-292	31250-60240	DF-281
31250-35200	DF-227	31250-36411	DF-292	31250-60280	DF-292
31250-35200	DF-257	31250-36412	DF-292	31250-60281	DF-292
31250-35201	DF-227	31250-36490	DF-288	31250-60282	DF-292
31250-35202	DF-227	31250-37041	DF-293	31250-60310	DF-293
31250-35210	DF-246	31250-37070	DF-292	31250-60311	DF-293
31250-35211	DF-246	31250-37071	DF-292	31250-65010	DF-212
31250-35220	DF-227	31250-52010	DF-224	31250-87531	DF-605
31250-35221	DF-257	31250-52120	DF-274	31250-87706	DF-611
31250-35221	DF-227	31250-52130	DF-273	31400-19005	CF-236
31250-35222	DF-227	31250-52210	DF-274	31400-39005	CF-238
31250-35260	DF-283	31250-52220	DF-278	31400-59015	CF-239
		31250-52240	DF-278	31400-79005	CF-237



TOYOTA	JAPANPARTS				
31410-10040	FR-258	31410-20232	FR-289	31410-60022	FR-279
31410-10060	FR-258	31410-20233	FR-289	31410-60024	FR-297
31410-12060	FR-200	31410-20240	FR-289	31410-60050	FR-233
31410-12090	FR-294	31410-20282	FR-200	31410-60051	FR-269
31410-12111	FR-203	31410-20290	FR-296	31410-60051	FR-233
31410-12120	FR-231	31410-20291	FR-296	31410-60120	FR-278
31410-12121	FR-231	31410-20292	FR-231	31410-60121	FR-278
31410-12122	FR-231	31410-20310	FR-290	31410-60192	FR-238
31410-12160	FR-231	31410-20311	FR-290	31410-60281	FR-265
31410-12161	FR-231	31410-20420	FR-231	31410-60282	FR-265
31410-12162	FR-290	31410-20421	FR-231	31410-60290	FR-278
31410-12200	FR-291	31410-20470	FR-295	31410-60291	FR-278
31410-12201	FR-291	31410-22070	FR-210	31410-60340	FR-239
31410-12221	FR-266	31410-22112	FR-210	31410-60370	FR-274
31410-12330	FR-292	31410-22140	FR-236	31410-60372	FR-274
31410-12330	FR-244	31410-22141	FR-236	31410-60430	FR-275
31410-12340	FR-272	31410-22142	FR-236	31410-60430	FR-249
31410-12350	FR-244	31410-24012	FR-236	31410-60431	FR-275
31410-12370	FR-244	31410-26090	CY-229	31410-60431	FR-249
31410-12380	FR-244	31410-30120	FR-212	31410-60432	FR-249
31410-12380	FR-272	31410-32030	FR-227	31410-60432	FR-275
31410-12381	FR-244	31410-32031	FR-227	31410-60470	FR-277
31410-14010	FR-208	31410-32032	FR-227	31410-60480	FR-299
31410-14030	FR-201	31410-33030	FR-241	31410-60490	FR-276
31410-14070	FR-206	31410-34012	FR-248	31410-60510	FR-299
31410-14072	FR-206	31410-35110	FR-237	31410-60570	FR-251
31410-14080	FR-205	31410-35130	FR-228	31410-60571	FR-251
31410-14131	FR-215	31410-35131	FR-228	31420-0K030	FR-207
31410-14140	FR-221	31410-35132	FR-228	31420-10010	FR-234
31410-14192	FR-287	31410-35180	FR-236	31420-10020	FR-259
31410-14193	FR-287	31410-35181	FR-236	31420-10021	FR-259
31410-14202	FR-287	31410-35240	FR-281	31420-10022	FR-259
31410-16040	FR-257	31410-35241	FR-281	31420-10030	FR-259
31410-17020	FR-255	31410-35250	FR-280	31420-10040-87	FR-288
31410-17021	FR-255	31410-35260	FR-285	31420-16010	FR-288
31410-17024	FR-255	31410-35270	FR-247	31420-16020	FR-260
31410-17080	FR-268	31410-35271	FR-247	31420-20010	FR-273
31410-17080	FR-256	31410-35320	FR-252	31420-20030	FR-240
31410-20100	FR-204	31410-35390-87	FR-271	31420-20050	FR-240
31410-20150	FR-209	31410-35400	FR-270	31420-20070	FR-242
31410-20172	FR-208	31410-35410	FR-270	31420-26030	FR-214
31410-20230	FR-289	31410-38090	FR-235	31420-26032	FR-214
31410-20231	FR-289	31410-60020	FR-279	31420-26072	FR-284
		31410-60021	FR-279	31420-26090	FR-214

TOYOTA	JAPANPARTS				
31420-26092	FR-214	31470-12160	CY-208	31470-32021	CY-230
31420-26101	FR-284	31470-12180	CY-207	31470-32022	CY-230
31420-26102	FR-284	31470-12190	CY-211	31470-32030	CY-297
31420-26103	FR-284	31470-140021	CY-200	31470-32030	CY-244
31420-26160	FR-245	31470-14013	CY-209	31470-32031	CY-297
31420-26170	FR-245	31470-14021	CY-200	31470-32031	CY-244
31420-26170	FR-282	31470-14040	CY-235	31470-32032	CY-297
31420-27092	FR-253	31470-17010	CY-254	31470-32032	CY-244
31420-28051	FR-254	31470-17011	CY-254	31470-33010	CY-246
31420-28070	FR-254	31470-20091	CY-216	31470-35050	CY-219
31420-28071	FR-254	31470-20151	CY-202	31470-35060	CY-239
31420-28072	FR-254	31470-20151-000	CY-202	31470-35070	CY-240
31420-28100	FR-267	31470-20190	CY-200	31470-35071	CY-240
31420-28101	FR-267	31470-20210	CY-283	31470-35091	CY-233
31420-28130	FR-245	31470-20210-87	CY-283	31470-35100	CY-240
31420-36130	FR-283	31470-20240	CY-211	31470-35110	CY-233
31420-37040	FR-245	31470-21041	CY-293	31470-35110	CY-248
31420-37050-87	FR-282	31470-22050	CY-205	31470-35120	CY-242
31420-42030	FR-202	31470-22112-87	CY-292	31470-35140	CY-252
31420-52010	FR-261	31470-22140	CY-291	31470-36211	CY-249
31420-52030	FR-261	31470-22150	CY-289	31470-36212	CY-249
3142042051	FR-211	31470-22160-87	CY-290	31470-36213	CY-249
31470-10010	CY-247	31470-25031	CY-233	31470-42030	CY-204
31470-10010	CY-238	31470-25031	CY-248	31470-42031	CY-204
31470-10011	CY-238	31470-26020	CY-216	31470-52010	CY-282
31470-10011	CY-247	31470-26030	CY-213	31470-52010	CY-257
31470-10012	CY-247	31470-26050	CY-288	31470-52011	CY-257
31470-10012	CY-238	31470-26060	CY-287	31470-60050	CY-226
31470-10040	CY-295	31470-28040	CY-286	31470-60081	CY-225
31470-12021	CY-201	31470-28050	CY-255	31470-60091	CY-228
31470-12021-000	CY-201	31470-28051	CY-255	31470-60100	CY-299
31470-12030	CY-296	31470-30100	CY-213	31470-60101	CY-299
31470-12040	CY-293	31470-30160	CY-206	31470-60102	CY-299
31470-12041	CY-293	31470-30212	CY-210	31470-60110	CY-227
31470-12060	CY-295	31470-30220	CY-234	31470-60120	CY-299
31470-12080	CY-294	31470-30220	CY-256	31470-60160	CY-285
31470-12090	CY-298	31470-30221	CY-234	31470-60161	CY-285
31470-12090	CY-243	31470-30221	CY-256	31470-60170	CY-284
31470-12091	CY-243	31470-30222	CY-234	31470-60171	CY-284
31470-12091	CY-298	31470-30222	CY-256	31470-60200	CY-241
31470-12092	CY-298	31470-30260	CY-219	31470-60201	CY-241
31470-12092	CY-243	31470-31030	CY-297	44002-57100	CF-302
31470-12093	CY-298	31470-32010	CY-245	9-00095-038-0	CF-205
		31470-32020	CY-230	9-00095-038-0/1	CF-205

TOYOTA	JAPANPARTS
9-00095-038-1	CF-205
9-00095-040-0/1	CF-500
90363-33001	CF-207
90363-33002	CF-207
90363-33003	CF-207
90363-33004	CF-207
90363-33080	CF-204
90363-38009	CF-500
90363-40001	CF-201
90363-40002	CF-201
90363-40002	CF-207
90363-40003	CF-201
90363-40005	CF-204
90363-40006	CF-204
90363-40008	CF-211
90363-40008	CF-201
90363-40009	CF-207
90363-40009	CF-201
90363-40010	CF-211
90363-40010	CF-201
90363-40013	CF-204
90363-40015	CF-204
90363-40016	CF-204
90363-40019	CF-204
90363-40022	CF-204
90363-40023	CF-204
90363-40045	CF-201
90363-40052	CF-201
90363-40058	CF-201
90363-40061	CF-296
90363-40063	CF-296
90363-40078	CF-201
90363-40081	CF-201
90363-45001	CF-302
90363-45002	CF-302
90363-45005	CF-302
90363-45009	CF-292
90363-45012	CF-213
90363-45013	CF-292
90363-45015	CF-205
90363-45079	CF-205
90363-52001	CF-206
90363-52014	CF-206

90363-52018	CF-206
90363-52086	CF-206
99332-00890	DF-901
B301-16-460	DF-314



# Certificate of Registration



The Governing Board of  
Q.A. International Certification Limited  
hereby grants to:

**JAPANPARTS S.r.l.**

Registration No. : QAIC / IT / 90039 - A

*(hereinafter called the Registered Company) the right to be listed in the Directory of Registered Companies in respect of the services listed below. These services shall be offered by the Registered Company at or from only the address given below in accordance with the quality management system in compliance with ISO 9001:2008.*

Address to which this Certificate refers :

**Via Della Meccanica, 1/A 37139 VERONA - Italy**

Approved Scope to which this Certificate refers  
(Scopo della Certificazione cui il Certificato riferisce)

**Commercialisation of Automotive Parts and Accessories  
(Commercializzazione di Ricambi per Autoveicoli)**

(Further clarification regarding the Scope of this Certificate and the applicability of ISO 9001:2008 requirements may be obtained by consulting the organisation)

Signed for and on behalf of the Board

CHAIRMAN  
A. J. Duffield

SCHEME MANAGER  
A. Carter

**Certificate Issue Date : 9th February 2012 - Certificate Expiry Date : 24th January 2013**  
**Date of Initial Registration : 25th January 2000 - Re-assessment Date : 24th January 2015**  
This Certificate of Registration is granted subject to the Regulations approved by the Board.

**QA INTERNATIONAL**

Q.A. International Certification Ltd.  
Dudley Court  
Dudley Road  
Darlington  
Co. Durham  
DL1 4GG

Tel: +44 (0)1325 384272  
Fax: +44 (0)1325 480980  
www.qai.co.uk



The use of the Accreditation Mark indicates accreditation in respect of the activities covered by the accreditation certificate number 045.



# Rechtliche Hinweise - Disclaimer - Avvertenze Legali Information juridique - Advertencias/Juridische Informatie



**DE** Wir haben uns um die weitestgehende Richtigkeit der in diesem Katalog enthaltenen Angaben bemüht. Wir haften indes nicht für eventuelle Unrichtigkeiten. Dieser Katalog enthält Produkte, die dem Erstausstattungsstandard entsprechen. Wir behalten uns jederzeit technische Änderungen vor. Die im Katalog angeführten Originalnummern und Herstellernamen dienen ausschließlich der Identifizierung des Bauteils und sind nicht auf Lieferscheinen und Rechnungen verwendbar. Die vollständige und auch teilweise Reproduktion unserer Referenzangaben und unseres Katalogs ist verboten.

**EN** We have made every effort to ensure that the data in this catalogue are as accurate as possible. However, we decline all responsibility for any inaccuracies.  
This catalogue contains products of "initial equipment" quality. We reserve the right to make technical changes at any time. The original numbers and manufacturers' names mentioned in this catalogue are provided solely to allow identification of the component and may not be used on delivery notes and invoices.  
Even partial reproduction of our references and catalogue is forbidden.

**I** Ci siamo adoperati affinché i dati contenuti in questo catalogo siano i più esatti possibili. Tuttavia decliniamo ogni responsabilità per eventuali inesattezze.  
Questo catalogo contiene prodotti di qualità "primo equipaggiamento". Ci riserviamo il diritto di apportare modifiche tecniche in qualsiasi momento. I numeri originali e i nomi dei fabbricanti citati in questo catalogo servono esclusivamente a scopo identificativo del componente e non possono essere utilizzati sulle bolle di accompagnamento e fatture.  
La riproduzione, anche parziale dei nostri riferimenti e del nostro catalogo è vietata.

**FR** Nous avons fait tout notre possible pour que les données de ce catalogue soient exactes. Toutefois, nous déclinons toute responsabilité pour d'éventuelles inexactitudes.  
Ce catalogue contient des produits de qualité "équipement standard". Nous nous réservons le droit d'apporter à tout moment des modifications techniques. Les numéros originaux et les noms des fabricants cités dans ce catalogue servent exclusivement à identifier le composant et ne peuvent pas être utilisés sur les bulletins d'accompagnement et les factures.  
La reproduction, même partielle, de nos références et de notre catalogue est rigoureusement interdite.

**ES** Hemos procurado que los datos que figuran en este catálogo sean lo más exactos posible. No obstante declinamos toda responsabilidad por eventuales imprecisiones.  
Este catálogo incluye productos de calidad de "equipos de serie". Nos reservamos el derecho de introducir modificaciones técnicas en cualquier momento.  
Los números originales y los nombres de los fabricantes citados en este catálogo se ofrecen exclusivamente a efectos de identificación del componente y no podrán ser empleados en las cartas de porte ni en las facturas.  
Queda prohibida la reproducción total o parcial de nuestros códigos de referencia y nuestro catálogo.

**NL** Wij hebben ons ingespannen om ervoor te zorgen dat de gegevens in deze catalogus zo exact mogelijk zouden zijn. Wij kunnen echter niet aansprakelijk worden gesteld voor eventuele onnauwkeurigheden.  
Deze catalogus bevat producten van "standaarduitrusting" kwaliteit. Wij behouden ons het recht voor om op ieder gewenst ogenblik technische wijzigingen aan te brengen. De in deze catalogus genoemde oorspronkelijke nummers en namen van de fabrikanten dienen uitsluitend ter identificatie van de component en kunnen niet worden gebruikt op de geleidebrieven en facturen. De, ook gedeeltelijke, reproductie van ons referentiemateriaal en de catalogus is verboden.

## I NOSTRI CATALOGHI OUR CATALOGUES



**JJ-CAT1**  
2012/2013  
FILTRI: carburante, aria, olio, abitacolo, ecologici (gamma completa)  
FILTERS: fuel, air, oil, cabin, ecological (complete range)



**JJ-CAT3**  
2012/2013  
Pastiglie, ganasce, dischi, tamburi, cilindretti freno - comprende il sagomario  
Brake pads, brake disc, brake shoes, brake drums, cylinders - include pad shape guide



**JJ-CAT2**  
2013/2014  
FRIZIONE: dischi, spingidisco, reggispinta, volani, kit con/senza volano, idraulica  
CLUTCHES: discs, covers, bearings, flywheel, kit, hydraulic parts



**JJ-NSFILTRI**  
2012/2013  
Prontuario della gamma prodotti esclusi i filtri  
Handbook of the products range excluding filters



**JJ-GENERAL**  
2011  
Catalogo Generale  
General Catalogue



**JJ-CAT4**  
2007  
Cinghie distribuzione, tendicinghia, guida-cinghia, kit completi  
Timings belt, tensioners, guide, timings kit



**JJ-CAT5D**  
2010/2011  
Motorini avviamento e alternatori  
Starters and alternators



**JJ-CAT6**  
2008/2009  
Kit giunti omocineticici con cuffia fascette e grasso  
CV Joints kit, with casing, metal clips and grease



**JJ-CAT7MM**  
2008/2009  
Ammortizzatori a gas, ammortizzatori sterzo  
Gas shock absorbers, steering dampers



**JJ-CAT11**  
2007  
Pompe acqua, termostati, giunti viscositatici, tappi radiatore  
Water pumps, thermostates, viscous coupling, radiator caps



**JJ-CAT12**  
2008/2009  
Spazzole tergi universali, applicazioni Asiatiche ed Europee  
Universal wiper blades, Asian and European applications



**JJ-CAT13**  
2010/2011  
Parti sterzo e sospensioni  
Steering and suspension parts



**JJ-CAT16**  
2008/2009  
Kit cuscinetti ruote  
Wheel bearings kit



**JJ-CAT17**  
2007  
Candele Japanparts  
Glowplugs Japanparts



**JJ-FLAT**  
2008/2009  
Spazzole tergicristallo tipo Flat universali  
Universal wiper blades, type Flat



**JJ-CROCIERE**  
2007  
Crociere trasmissione  
Universal joints



**JJ-TAMA**  
2008/2009  
Valvole termostatiche TAMA  
Thermostatic valves TAMA



**JJ-RADIATORI**  
2011/2012  
Radiatori, intercooler, elettroventole, compressori, condensatori, riscaldatori, evaporatori  
Radiators, intercooler, fans, compressors, condensers, heaters, evaporators



**JJ-CUFFIE**  
2007  
Kit cuffie con fascette e grasso  
Boots kit with metal clips and grease



**JJ-MMBOOT**  
2008/2009  
Kit parapolvere universali in gomma e uretano per ammortizzatori  
Bump rubber kit universal type



**JJ-FASTMOVING**  
2009/2010  
Tutto il Fast Moving asiatico  
All the Asian Fast Moving



**JJ-BANDO**  
2009  
Cinghie servizi BANDO (Made in Japan)  
Automotive belts BANDO (Made in Japan)



**JJ-PAPREMIUM**  
2009  
Pastiglie freno PREMIUM alta qualità  
PREMIUM top quality brake pads



**JJ-CAVI**  
2013/2014  
Cavi candele e bobine accensione  
Spark plug wires and ignition coils



**JD-DENSO**  
2010/2011  
Candele, candele Iridium DENSO  
DENSO spark plugs and glow plugs, Iridium spark plugs



**JD-DENSOSONDE**  
2010/2011  
Sonde lambda DENSO  
DENSO lambda sensors



**JD-SPAZZOLE**  
2010/2011  
Spazzole tergicristallo DENSO  
DENSO wiper blades



**JE-EXEDY**  
2012  
Frizioni sportive Racing EXEDY  
EXEDY racing clutches



**JJ-HKTA**  
2012  
Candele HKT applicazioni Asiatiche ed Europee  
HKT glowplugs for Asiatic and European applications



SCARICA I CATALOGHI IN PDF DAL NOSTRO SITO INTERNET

DOWNLOAD PDF CATALOGUES BY OUR WEB SITE

www.japanparts.eu







TOKYO · SINGAPORE · SYDNEY · ATLANTA · AMSTERDAM · FRANKFURT · WARSAW · SALZBURG · BRÜSSEL · VERONA · ZÜRICH · KOPENAGHEN

[www.japanparts.eu](http://www.japanparts.eu)



8 033001 078497