


GELENKSATZE UND ANTRIEBSWELLE

CV JOINT & DRIVE SHAFT



WIE MAN DIESEN KATALOG VERWENDEN

HOW TO USE THIS CATALOGUE

Modellreihe Model series	Hersteller Manufacturer	kW/PS kW/HP	Modelljahr Model year	Produkt Product	Links/Rechts Left/Right	Vorne / Hinten Front/Rear	Radseitig Wheel side	Getriebeseitig Gearbox side	Artikelkriterien Additional information	Technische daten Technical specification		
						AT/MT		ABS				
ALFA ROMEO												
145 [930]												
1.4 i.e.		66/90	07/94->12/96	CV Joint	L	F	AT	*	44	+ ABS	GS-3107	A:25/B:25/D:52/L:143
				CV Joint	L	F	AT	*		- ABS	GS-3232	A:25/B:25/D:52/L:143
1.4 i.e. 16V T.S.		76/103	12/96->01/01	CV Joint		F	AT	*		-> VET # 3161888	GS-3233	B:25/D2:100/L:32
				CV Joint		F	AT	*	44	+ ABS, -> VET # 3161888	GS-3389	A:25/B:25/D:52/L:143
1.6 i.e.		76/103	10/94->12/96	CV Joint		F	MT	*	44	+ ABS	GS-3107	A:25/B:25/D:52/L:143
				CV Joint		F	MT	*		- ABS	GS-3232	A:25/B:25/D:52/L:143
				CV Joint	L; R	F		*			GS-3233	B:25/D2:100/L:32
1.6 i.e. 16V T.S.		88/120	12/96->01/01	CV Joint	L; R	F		*	44	+ ABS, -> VET # 3190591	GS-3389	A:25/B:25/D:52/L:143
				CV Joint	L; R	F		*		VET # 3180592->	GS-3394	A:25/B:25/D:51/L:143
1.7 i.e. 16V		95/129	10/94->12/96	CV Joint		F	AT; MT	*	44	+ ABS	GS-3107	A:25/B:25/D:52/L:143
				CV Joint		F	AT; MT	*		- ABS	GS-3232	A:25/B:25/D:52/L:143

Achtung

Die Original-Nummern sind nur zum Vergleich angegeben.
Teilweise oder volle Vervielfältigung der Daten aus diesem Katalog ist nur mit der Genehmigung des Unternehmens Zekkert GmbH möglich.
Alle Angaben im Katalog wurden sorgfältig überprüft, aber das Unternehmen haftet für die Richtigkeit der Daten nicht.

Important

All original numbers are given for comparison reasons only.
Partial or total copying of this catalogue is possible only after Zekkert GmbH official approval.
All data in this catalogue has been carefully checked, however, we do not take responsibility for data accuracy.

SYMBOLS / SYMBOLS

AUFBAUART/ MODEL



Stufenheck
Sedan



Kombi
Wagon



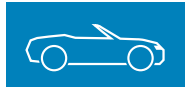
Schrägheck
Hatchback



Coupé
Coupe



Liftback
Liftback



Cabriolet
Cabrio



Geländewagen
Off road



Pickup
Pickup



Kastenwagen
Panel van



Lieferwagen
Delivery van



Minivan / Minibus
Minivan / Minibus



Pritsche / Fahrgeste
Flatbed / Chassis



Großraumlimousine
MPV



Kleintransporter
Light truck



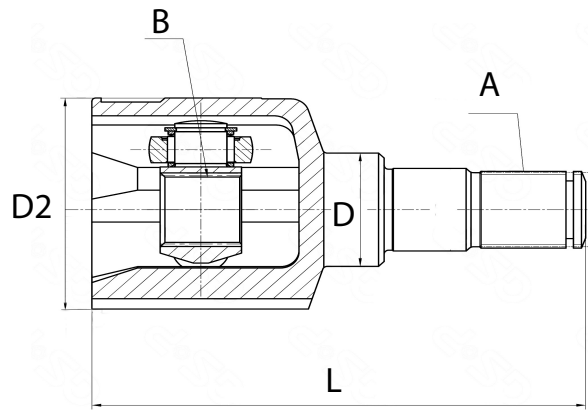
Pritschenwagen
Platform truck

	D	GB
- ...	ohne	without
+ ...	mit	with
ABS	anti-lock brake system	Antiblockier-system
active susp.	aktivem Fahrwerk	active suspension
ASD	ASD	ASD
ASR	Antriebs-schlupfregelung	anti slip regulation
AT	Automatikgetriebe	automatic transmission
3AT	Getriebeautomatik 3 Gang	automatic transmission, 3-speed
4AT	Getriebeautomatik 4 Gang	automatic transmission, 4-speed
5AT	Getriebeautomatik 5 Gang	automatic transmission, 5-speed
6AT	Getriebeautomatik 6 Gang	automatic transmission, 6-speed
7AT	Getriebeautomatik 7 Gang	automatic transmission, 7-speed
AWD	Allrad	all wheel drive
bad roads	Schlechtwegeausführung	Off-road suspension
box	Kasten	box
brake sys.	Bremssystem	brake system
bus	Bus	bus
->ch. ...	bis Fahrgestellnummer	to chassis number
ch.# ...	Fahrgestellnummer	chassis number
ch.->	ab Fahrgestellnummer	from chassis number
CVT [Stepless]	Automatikgetriebe [Stufenlos]	continuously variable transmission [Stepless]
disc/drum	Scheiben/Trommel	disc/drum
DR ...	Türenanzahl	number of doors
driving school cars	Fahrschulwagen	driving school cars
EDC	elektronische Dieselsteuerung	electronic diesel control
engine ...	Motornummer	engine code
engine mod.	Motorbauart	engine model

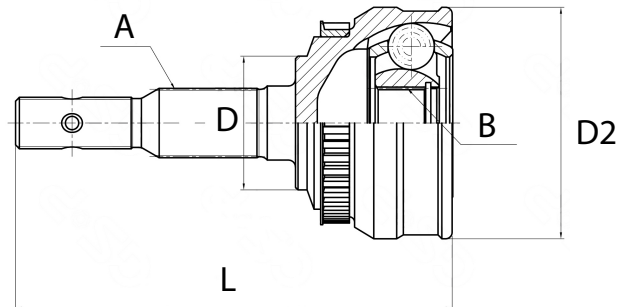
	D	GB
engine output ... kw	Leistung (kW)	engine output (kw)
ESP	elektronische Stabilitätsprogramm	electronic stability program
estate	Kombi	estate
ETC	ETC	ETC
for ...	für	for
not for ...	nicht für	not for
FR	Frankreich	France
FWD	Frontantrieb	front-wheel drive
H/D	verstärktes Fahrwerk	heavy duty suspension
hatchback	Schrägheck	hatchback
headlamp leveling (auto.)	Leuchtweitenregelung (automatisch)	headlamp leveling (automatic)
light alloy rims	Leichtmetallfelgen	light alloy rims
MD: ...	Baumuster	model
->MM/YY	bis Baujahr	to construction year
MM/YY->	ab Baujahr	from construction year
model year ...	Modelljahr	model year
MPV	Großraumlimousine	MPV
MT	Schaltgetriebe	manual transmission
5MT	Schaltgetriebe 5 Gang	manual transmission, 5-speed
6MT	Schaltgetriebe 6 Gang	manual transmission, 6-speed
num. of splines on input shaft	Zähnezahl Eingangsschaft	Number of splines on input shaft
num. of teeth ...	Zähnezahl	number of teeth
number of teeth, ABS ring ...	Zähnezahl ABS-Ring	number of teeth, ABS ring
Ø wheel ... in	Raddurchmesser [Zoll]	wheel diameter [in]
OE ...	OE-Nummer	OE number
->orga.# ...	bis Organisationsnummer	to organiz. number
payload ... kg	Nutzlast (kg)	payload (kg)

	D	GB
pickup	Pick-up	pickup
plain spring disc	unverzählter Federscheibe	plain spring disc
platform/chassis	Pritsche/Fahrgestell	platform/chassis
PR # ...	PR-Nummer	PR number
prod.# ... ->	ab Produktionsnummer	from prod. number
PS	Servolenkung	power steering
RH ...	Felge Lochzahl	rim hole number
RWD	Heckantrieb	rear wheel drive
saloon	Stufenheck	saloon
semi-auto.	Halbautomatik	semi-automatic
serrated spring disc	serrated spring disc	gezackter Federscheibe
special purpose vc	Sonderfahrzeuge	special purpose vehicles
steel rim	Stahlfelge	steel rim
taxis	Taxifahrzeuge	taxis
trans. type ...	Getriebetyp	transmission type
transmission # ...	Getriebeummer	transmission number
tripot joint	Tripodegelenk	tripot joint
ver. ...	Version	version
-> VET # ...	bis VET-Nummer	VET Number to
VET # ... ->	ab VET-Nummer	VET Number from
AU	Australien	Australia
HU	Ungarn	Hungary
JP	Japan	Japan
UK	Großbritannien	United Kingdom
USA	USA	USA

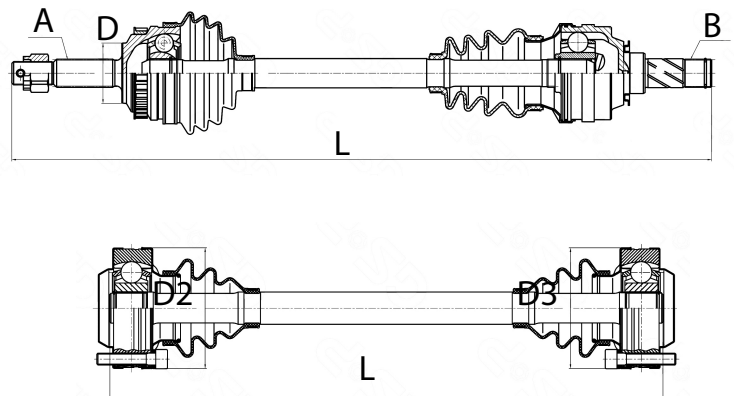
Inner C.V. Joints		
	D	GB
A	Außenverzahnung Differenzialseite	External Teeth, diff.side
B	Zahnlücken Getriebeseite Anschl.Profilwelle	Int.teeth, diff.side, conn. to conn.shaft
D	Dichtringdurchm.	Seal Diameter [mm]
D2	Gelenk-Ø	Joint diameter [mm]
L	Länge	Length [mm]



Outer C.V. Joints		
	D	GB
A	Außenverz.Radseite	External Teeth, wheel side
B	Innenverz. Radseite	Internal Teeth, wheel side
D	Dichtringdurchm.	Seal Diameter [mm]
D2	Gelenk-Ø	Joint diameter [mm]
L	Länge	Length [mm]



Drive Shafts		
	D	GB
A	Außenverz.Radseite	External Teeth, wheel side
B	Außenverzahnung Differenzialseite	External Teeth, diff.side
D	Dichtringdurchm.	Seal Diameter [mm]
D2	Durchmesser 2 [mm]	Diameter 2 [mm]
D3	Gelenk-Ø	Joint diameter (mm)
L	Länge	Length [mm]



INHALT/CONTENTS

ALFA ROMEO	5
AUDI	10
BMW	57
BYD	63
CHERY	63
CHEVROLET	63
CHRYSLER	65
CITROEN	66
DACIA	99
DAEWOO	101
FIAT	104
FORD	133
FORD USA	163
HONDA	163
HYUNDAI	170
INFINITI	175
ISUZU	175
JEEP	176
KIA	177
LADA	180
LANCIA	182
LAND ROVER	187
LEXUS	188
MAZDA	188
MERCEDES-BENZ	197
MINI	208
MITSUBISHI	208
NISSAN	216
OPEL	227
PEUGEOT	263
PORSCHE	302
RENAULT	302
ROVER	334
SAAB	337
SEAT	340
SKODA	355
SMART	367
SUBARU	368
SUZUKI	372
TOYOTA	375
VOLVO	391
VW	399
Umschlüsselungsliste / Cross list	471



kW/HP



Type

L/R F/R

AT/MT



ABS



Technical Specification









ALFA ROMEO

145 [930]

1.4 i.e.	66/90	07/94->12/96	CV Joint	F	*	44	+ ABS	GS-3107	A:25/B:25/D:52/L:143
			CV Joint	F	*		- ABS	GS-3232	A:25/B:25/D:52/L:143
1.4 i.e. 16V T.S.	76/103	12/96->01/01	CV Joint	F	*		-> VET # 3161888	GS-3233	B:25/D2:100/L:32
			CV Joint	F	*	44	+ ABS; -> VET # 3161888	GS-3389	A:25/B:25/D:52/L:143
1.6 i.e.	76/103	10/94->12/96	CV Joint	F	*	44	+ ABS	GS-3107	A:25/B:25/D:52/L:143
			CV Joint	F	*		- ABS	GS-3232	A:25/B:25/D:52/L:143
1.6 i.e. 16V T.S.	88/120	12/96->01/01	CV Joint	F	*			GS-3233	B:25/D2:100/L:32
			CV Joint	F	*	44	+ ABS; -> VET # 3190591	GS-3389	A:25/B:25/D:52/L:143
			CV Joint	F	*		VET # 3180592->	GS-3394	A:25/B:25/D:51/L:143
1.7 i.e. 16V	95/129	10/94->12/96	CV Joint	F	*	44	+ ABS	GS-3107	A:25/B:25/D:52/L:143
			CV Joint	F	*		- ABS	GS-3232	A:25/B:25/D:52/L:143
1.8 i.e. 16V	106/144	03/98->01/01	CV Joint	F	*			GS-3233	B:25/D2:100/L:32
			CV Joint	F	*	44	+ ABS; -> VET # 3180591	GS-3389	A:25/B:25/D:52/L:143
			CV Joint	F	*		VET # 3180592->	GS-3394	A:25/B:25/D:51/L:143
1.8 i.e. 16V T.S.	103/140	12/96->12/98	CV Joint	F	*			GS-3233	B:25/D2:100/L:32
			CV Joint	F	*	44	+ ABS; -> VET # 3180591	GS-3389	A:25/B:25/D:52/L:143
			CV Joint	F	*		VET # 3180592->	GS-3394	A:25/B:25/D:51/L:143
1.9 JTD	77/105	02/99->01/01	CV Joint	F	*			GS-3689	A:25/B:28/D:59/L:148
			CV Joint	F	*			GS-3233	B:25/D2:100/L:32
1.9 TD	66/90	10/94->02/99	CV Joint	F	*	44	+ ABS; -> VET # 3180591	GS-3389	A:25/B:25/D:52/L:143
			CV Joint	F	*		VET # 3180592->	GS-3394	A:25/B:25/D:51/L:143
			CV Joint	F	*			GS-3233	B:25/D2:100/L:32
2.0 16V Quadrifoglio	114/155	03/98->01/01	CV Joint	F	*	44	-> VET # 3180591	GS-3389	A:25/B:25/D:52/L:143
			CV Joint	F	*		VET # 3180592->	GS-3394	A:25/B:25/D:51/L:143
2.0 16V T.S.	110/150	10/95->01/01	CV Joint	F	*			GS-3233	B:25/D2:100/L:32
			CV Joint	F	*	44	+ ABS	GS-3389	A:25/B:25/D:52/L:143

146 [930]

1.4 i.e.	66/90	12/94->12/96	CV Joint	F	*	44	+ ABS	GS-3107	A:25/B:25/D:52/L:143
			CV Joint	F	*		- ABS	GS-3232	A:25/B:25/D:52/L:143
1.4 i.e. 16V T.S.	76/103	11/96->01/01	CV Joint	F	*		-> VET # 146134	GS-3233	B:25/D2:100/L:32
			CV Joint	F	*	44	+ ABS; -> VET # 146134	GS-3389	A:25/B:25/D:52/L:143
1.6 i.e.	76/103	12/94->12/96	CV Joint	F	*	44	+ ABS	GS-3107	A:25/B:25/D:52/L:143
			CV Joint	F	*		- ABS	GS-3232	A:25/B:25/D:52/L:143
1.6 i.e. 16V T.S.	88/120	11/96->01/01	CV Joint	F	*			GS-3233	B:25/D2:100/L:32
			CV Joint	F	*	44	+ ABS; -> VET # 173864	GS-3389	A:25/B:25/D:52/L:143
			CV Joint	F	*		VET # 173865->	GS-3394	A:25/B:25/D:51/L:143
1.7 i.e. 16V	95/129	12/94->12/96	CV Joint	F	*	44	+ ABS	GS-3107	A:25/B:25/D:52/L:143
			CV Joint	F	*		- ABS	GS-3232	A:25/B:25/D:52/L:143
1.8 i.e. 16V T.S.	106/144	03/98->01/01	CV Joint	F	*			GS-3233	B:25/D2:100/L:32
			CV Joint	F	*	44	+ ABS; -> VET # 173864	GS-3389	A:25/B:25/D:52/L:143
			CV Joint	F	*		VET # 173865->	GS-3394	A:25/B:25/D:51/L:143

	KW/HP		Type	L/R	F/R	AT/MT			ABS			Technical Specification
1.8 i.e. 16V T.S.	103/140	11/96->01/01	CV Joint		F				*		GS-3233	B:25/D2:100/L:32
			CV Joint		F			*	44	+ ABS; -> VET # 173864	GS-3389	A:25/B:25/D:52/L:143
			CV Joint		F			*		VET # 173865->	GS-3394	A:25/B:25/D:51/L:143
1.9 JTD	77/105	02/99->01/01	CV Joint		F				*		GS-3689	A:25/B:28/D:59/L:148
			CV Joint		F				*		GS-3233	B:25/D2:100/L:32
1.9 TD	66/90	12/94->02/99	CV Joint		F			*	44	+ ABS; -> VET # 173864	GS-3389	A:25/B:25/D:52/L:143
			CV Joint		F			*		VET # 173865->	GS-3394	A:25/B:25/D:51/L:143
			CV Joint		F			*			GS-3233	B:25/D2:100/L:32
2.0 16V Quadrifoglio	114/155	03/98->01/01	CV Joint		F			*	44	-> VET # 173864	GS-3389	A:25/B:25/D:52/L:143
			CV Joint		F			*		VET # 173865->	GS-3394	A:25/B:25/D:51/L:143
			CV Joint		F			*			GS-3233	B:25/D2:100/L:32
2.0 16V T.S.	110/150	10/95->01/01	CV Joint		F			*	44	+ ABS; -> VET # 173864	GS-3389	A:25/B:25/D:52/L:143
			CV Joint		F			*		VET # 173865->	GS-3394	A:25/B:25/D:51/L:143
			CV Joint		F			*			GS-3233	B:25/D2:100/L:32
147 [937] 												
1.6 16V T.SPARK (937AXB1A)	88/120	01/01->03/10	CV Joint		F				*		GS-3233	B:25/D2:100/L:32
			CV Joint		F			*			GS-3394	A:25/B:25/D:51/L:143
1.6 16V T.SPARK ECO (937AXA1A)	77/105	01/01->03/10	CV Joint		F				*		GS-3233	B:25/D2:100/L:32
			CV Joint		F			*			GS-3394	A:25/B:25/D:51/L:143
1.9 JTD	74/101	06/03->03/10	CV Joint		F				*		GS-3233	B:25/D2:100/L:32
			CV Joint		F			*			GS-3394	A:25/B:25/D:51/L:143
2.0 16V T.SPARK (937AXC1_)	110/150	01/01->03/10	CV Joint		F				*		GS-3233	B:25/D2:100/L:32
			CV Joint		F			*			GS-3394	A:25/B:25/D:51/L:143
155 [167] 												
1.6 16V T.S.	88/120	05/96->12/97	CV Joint		F				*		GS-3233	B:25/D2:100/L:32
			CV Joint		F			*	44	+ ABS	GS-3389	A:25/B:25/D:52/L:143
			CV Joint		F			*	44	+ ABS	GS-3107	A:25/B:25/D:52/L:143
1.7 T.S.	83/113	04/93->04/96	CV Joint		F			*		- ABS	GS-3232	A:25/B:25/D:52/L:143
			CV Joint		F			*			GS-3233	B:25/D2:100/L:32
1.7 T.S. (167.A4D, 167.A4H)	85/115	04/93->04/96	CV Joint		F			*	44	+ ABS	GS-3107	A:25/B:25/D:52/L:143
			CV Joint		F			*			GS-3233	B:25/D2:100/L:32
			CV Joint		F			*	44	+ ABS	GS-3107	A:25/B:25/D:52/L:143
1.7 T.S. 16V	103/140	05/96->12/97	CV Joint		F			*		- ABS	GS-3232	A:25/B:25/D:52/L:143
			CV Joint		F			*			GS-3233	B:25/D2:100/L:32
			CV Joint		F			*	44	+ ABS	GS-3107	A:25/B:25/D:52/L:143
1.8 T.S.	77/105	02/92->12/97	CV Joint		F			*	44	+ ABS	GS-3107	A:25/B:25/D:52/L:143
			CV Joint		F			*			GS-3233	B:25/D2:100/L:32
1.8 T.S.	95/129	02/92->06/93	CV Joint		F			*	44	+ ABS	GS-3107	A:25/B:25/D:52/L:143
			CV Joint		F			*			GS-3233	B:25/D2:100/L:32
1.9 TD (167.A3)	66/90	04/93->12/97	CV Joint		F			*			GS-3233	B:25/D2:100/L:32
			CV Joint		F			*	44	+ ABS	GS-3389	A:25/B:25/D:52/L:143
2.0 T.S. (167.A2)	106/144	02/92->04/93	CV Joint		F			*	44	+ ABS	GS-3107	A:25/B:25/D:52/L:143
			CV Joint		F			*			GS-3233	B:25/D2:100/L:32
2.0 T.S. (167.A2A)	104/141	02/92->02/95	CV Joint		F			*	44	+ ABS	GS-3107	A:25/B:25/D:52/L:143
			CV Joint		F			*			GS-3233	B:25/D2:100/L:32
2.0 T.S. 16V (167.A2G)	110/150	03/95->12/97	CV Joint		F			*			GS-3233	B:25/D2:100/L:32
			CV Joint		F			*	44	+ ABS	GS-3389	A:25/B:25/D:52/L:143
2.5 TD (167.A1A)	92/125	04/93->12/97	CV Joint		F			*	+ ABS	GS-3130	B:25/D2:100/L:32	



KW/HP



Type

L/R F/R

AT/MT



ABS















Technical Specification













156 [932]








1.6 16V T.SPARK (932A4)	88/120	09/97->09/05	CV Joint	F		*	GS-3233	B:25/D2:100/L:32
			CV Joint	F		*	GS-3688	A:25/B:25/D:58,8/L:143,3
1.8 16V T.SPARK (932A3)	106/144	09/97->10/00	CV Joint	F		*	GS-3233	B:25/D2:100/L:32
			CV Joint	F		*	GS-3688	A:25/B:25/D:58,8/L:143,3
1.8 16V T.SPARK (932A31_)	103/140	10/00->09/05	CV Joint	F		*	GS-3233	B:25/D2:100/L:32
			CV Joint	F		*	GS-3688	A:25/B:25/D:58,8/L:143,3
1.9 JTD (932A2B, 932A2C)	85/115	05/01->09/05	CV Joint	F		*	GS-3689	A:25/B:28/D:59/L:148
			CV Joint	F		*	GS-3774	A:25/B:26/D:59/L:147
1.9 JTD (932A2B_)	81/110	10/00->05/01	CV Joint	F		*	GS-3689	A:25/B:28/D:59/L:148
			CV Joint	F		*	GS-3689	A:25/B:28/D:59/L:148
1.9 JTD (932B2)	77/105	09/97->10/00	CV Joint	F		*	GS-3689	A:25/B:28/D:59/L:148
			CV Joint	F		*	GS-3689	A:25/B:28/D:59/L:148
1.9 JTD 16V	103/140	11/02->09/05	CV Joint	F		*	GS-3774	A:25/B:26/D:59/L:147
			CV Joint	F		*	GS-3774	A:25/B:26/D:59/L:147
2.0 16V T.SPARK (932A2)	114/155	09/97->10/00	CV Joint	F		*	GS-3233	B:25/D2:100/L:32
			CV Joint	F		*	GS-3688	A:25/B:25/D:58,8/L:143,3
2.0 16V T.SPARK (932A21_)	110/150	10/00->03/02	CV Joint	F		*	GS-3233	B:25/D2:100/L:32
			CV Joint	F		*	GS-3688	A:25/B:25/D:58,8/L:143,3
2.0 JTS (932AXA)	122/166	03/02->09/05	CV Joint	F		*	GS-3233	B:25/D2:100/L:32
			CV Joint	F		*	GS-3688	A:25/B:25/D:58,8/L:143,3
2.4 JTD	129/175	10/03->09/05	CV Joint	F		*	GS-3689	A:25/B:28/D:59/L:148
2.4 JTD (932A1B_)	103/140	10/00->09/05	CV Joint	F		*	GS-3689	A:25/B:28/D:59/L:148
2.4 JTD (932AXC)	110/150	03/02->09/05	CV Joint	F		*	GS-3689	A:25/B:28/D:59/L:148
2.4 JTD (932B1)	100/136	09/97->09/03	CV Joint	F		*	GS-3689	A:25/B:28/D:59/L:148
2.5 V6 24V (932A1)	140/190	09/97->12/01	CV Joint	F		*	GS-3233	B:25/D2:100/L:32
			CV Joint	F		*	GS-3689	A:25/B:28/D:59/L:148
2.5 V6 24V (932A11_)	141/192	10/00->09/05	CV Joint	F		*	GS-3233	B:25/D2:100/L:32
			CV Joint	F		*	GS-3689	A:25/B:28/D:59/L:148

156 Sportwagon [932]

1.6 16V T.SPARK. (932A4)	88/120	05/00->05/06	CV Joint	F		*	GS-3233	B:25/D2:100/L:32
			CV Joint	F		*	GS-3688	A:25/B:25/D:58,8/L:143,3
1.8 16V T.SPARK (932A3)	106/144	05/00->10/00	CV Joint	F		*	GS-3233	B:25/D2:100/L:32
			CV Joint	F		*	GS-3688	A:25/B:25/D:58,8/L:143,3
1.8 16V T.SPARK (932B31_)	103/140	10/00->05/06	CV Joint	F		*	GS-3233	B:25/D2:100/L:32
			CV Joint	F		*	GS-3688	A:25/B:25/D:58,8/L:143,3
1.9 JTD (932B2)	77/105	05/00->10/00	CV Joint	F		*	GS-3689	A:25/B:28/D:59/L:148
1.9 JTD (932B2B, 932B2C)	85/115	05/01->05/06	CV Joint	F		*	GS-3689	A:25/B:28/D:59/L:148
			CV Joint	F		*	GS-3774	A:25/B:26/D:59/L:147
1.9 JTD (932B2B_)	81/110	10/00->05/01	CV Joint	F		*	GS-3689	A:25/B:28/D:59/L:148
1.9 JTD 16V	103/140	11/02->05/06	CV Joint	F		*	GS-3689	A:25/B:28/D:59/L:148
			CV Joint	F		*	GS-3774	A:25/B:26/D:59/L:147
1.9 JTD 16V Q4	110/150	07/04->05/06	CV Joint	F		*	GS-3689	A:25/B:28/D:59/L:148
			CV Joint	F		*	GS-3774	A:25/B:26/D:59/L:147
2.0 16V T.SPARK (932A2)	114/155	05/00->06/02	CV Joint	F		*	GS-3233	B:25/D2:100/L:32
			CV Joint	F		*	GS-3688	A:25/B:25/D:58,8/L:143,3
2.0 16V T.SPARK (932B21_)	110/150	10/00->03/02	CV Joint	F		*	GS-3233	B:25/D2:100/L:32
			CV Joint	F		*	GS-3688	A:25/B:25/D:58,8/L:143,3

	KW/HP		Type	L/R	F/R	AT/MT			ABS			Technical Specification
2.0 JTS (932BXA)	122/166	03/02->05/06	CV Joint		F				*		GS-3233	B:25/D2:100/L:32
			CV Joint		F				*		GS-3688	A:25/B:25/D:58,B/L:143,3
2.4 JTD	129/175	10/03->05/06	CV Joint		F				*		GS-3774	A:25/B:26/D:59/L:147
2.4 JTD (932B1)	100/136	05/00->09/03	CV Joint		F				*		GS-3689	A:25/B:28/D:59/L:148
2.4 JTD (932B1B_)	103/140	10/00->05/06	CV Joint		F				*		GS-3689	A:25/B:28/D:59/L:148
2.4 JTD (932BXC)	110/150	03/02->05/06	CV Joint		F				*		GS-3689	A:25/B:28/D:59/L:148
2.5 V6 24V (932A1)	140/190	05/00->08/03	CV Joint		F				*		GS-3233	B:25/D2:100/L:32
			CV Joint		F				*		GS-3689	A:25/B:28/D:59/L:148
2.5 V6 24V (932B11_)	141/192	10/00->05/06	CV Joint		F				*		GS-3233	B:25/D2:100/L:32
			CV Joint		F				*		GS-3689	A:25/B:28/D:59/L:148
159 [939] 												
2.4 JTDM	154/210	05/07->11/11	CV Joint		F				*		GS-4021	A:30/B:27/D:61/L:158
2.4 JTDM	147/200	09/05->11/11	CV Joint		F				*		GS-4021	A:30/B:27/D:61/L:158
159 Sportwagon [939] 												
2.4 JTDM	147/200	03/06->11/11	CV Joint		F				*		GS-4021	A:30/B:27/D:61/L:158
2.4 JTDM	154/210	05/07->11/11	CV Joint		F				*		GS-4021	A:30/B:27/D:61/L:158
164 [164] 												
2.0 T.S. (164.A2C, 164.A2L)	105/143	06/87->09/92	CV Joint		F				*	- ABS; ->ch.6103325	GS-3232	A:25/B:25/D:52/L:143
2.0 T.S. (164.A2H)	109/148	06/87->12/90	CV Joint		F				*	- ABS; ->ch.6103325	GS-3232	A:25/B:25/D:52/L:143
2.0 V6 Turbo (164.K3)	148/201	09/92->09/98	CV Joint		F	MT			*	+ ABS	GS-3109	B:28/D2:108/L:32
2.5 TD (164.A1A)	84/114	06/87->09/92	CV Joint		F	MT			*	- ABS; + ABS	GS-3109	B:28/D2:108/L:32
2.5 TD (164.K2A, 164.K2B)	92/125	09/92->09/98	CV Joint		F	AT; MT			*	+ ABS	GS-3109	B:28/D2:108/L:32
2.5 V6	120/163	09/92->09/98	CV Joint		F	AT; MT			*		GS-3109	B:28/D2:108/L:32
3.0 24V Q4 (164.K1M, 164.K1C)	170/231	02/94->09/98	CV Joint		F	MT			*	+ ABS	GS-3109	B:28/D2:108/L:32
3.0 V6 (164.AD, 164.AH, 164.AB)	135/184	06/87->09/92	CV Joint		F	AT; MT			*	- ABS; + ABS	GS-3109	B:28/D2:108/L:32
3.0 V6 (164.H1A, 164.H1B, 164.K1P)	132/180	09/92->09/98	CV Joint		F	AT			*	+ ABS	GS-3109	B:28/D2:108/L:32
166 [936] 												
2.0 T.Spark (936A3A_)	114/155	09/98->10/00	CV Joint		F				*		GS-3233	B:25/D2:100/L:32
2.0 T.Spark (936A3B_)	110/150	10/00->06/07	CV Joint		F				*		GS-3233	B:25/D2:100/L:32
33 [905] 												
1.8 TD	54/73	01/86->06/90	CV Joint		F				*	01/88->	GS-3102	B:24/D2:94/L:32
33 [907A] 												
1.4 i.e. (907.A3A, 907.A3B)	65/88	06/91->09/94	CV Joint		F				*		GS-3102	B:24/D2:94/L:32
1.4 i.e. (907.A3A, 907.A3B)	66/90	06/91->09/94	CV Joint		F				*		GS-3102	B:24/D2:94/L:32
1.5	77/105	01/90->04/93	CV Joint		F				*		GS-3102	B:24/D2:94/L:32
1.5 i.e	71/97	01/90->09/94	CV Joint		F				*		GS-3102	B:24/D2:94/L:32
1.5 i.e. (907A2A)	74/101	07/90->08/91	CV Joint		F				*		GS-3102	B:24/D2:94/L:32
1.7 16V (907.A1B)	101/137	01/90->03/92	CV Joint		F				*		GS-3102	B:24/D2:94/L:32
1.7 16V (907.A1C)	95/129	01/90->09/94	CV Joint		F				*		GS-3102	B:24/D2:94/L:32
1.7 16V (907.A1C)	97/132	01/90->03/92	CV Joint		F				*		GS-3102	B:24/D2:94/L:32
1.7 16V 4x4 (907.A1G)	95/129	01/90->09/94	CV Joint		F				*		GS-3102	B:24/D2:94/L:32
1.7 16V 4x4 (907.A1G)	97/132	01/90->09/94	CV Joint		F				*		GS-3102	B:24/D2:94/L:32

					Technical Specification
kw/HP	Type	L/R F/R AT/MT	ABS		
1.7 16V 4x4 [907A1F]	CV Joint	F	*		GS-3102 B:24/D2:94/L:32
1.7 i.e. [907.A1A]	CV Joint	F	*		GS-3102 B:24/D2:94/L:32
1.7 i.e. [907.A1A]	CV Joint	F	*		GS-3102 B:24/D2:94/L:32
1.7 i.e. 4x4	CV Joint	F	*		GS-3102 B:24/D2:94/L:32
1.8 TD [907A5]	CV Joint	F	*		GS-3102 B:24/D2:94/L:32
33 Sportwagon [905A] 					
1.8 TD	CV Joint	F	*	01/88->	GS-3102 B:24/D2:94/L:32
33 Sportwagon [907B] 					
1.4 i.e.	CV Joint	F	*		GS-3102 B:24/D2:94/L:32
1.4 i.e.	CV Joint	F	*		GS-3102 B:24/D2:94/L:32
1.5 i.e.	CV Joint	F	*		GS-3102 B:24/D2:94/L:32
1.7 16V	CV Joint	F	*		GS-3102 B:24/D2:94/L:32
1.7 16V [907.B1G]	CV Joint	F	*		GS-3102 B:24/D2:94/L:32
1.7 16V [907.B1G]	CV Joint	F	*		GS-3102 B:24/D2:94/L:32
1.7 16V 4x4 [907.B1H]	CV Joint	F	*		GS-3102 B:24/D2:94/L:32
1.7 16V 4x4 [907.B1H]	CV Joint	F	*		GS-3102 B:24/D2:94/L:32
1.7 i.e. [907.B1A]	CV Joint	F	*		GS-3102 B:24/D2:94/L:32
1.7 i.e. [907.B1A]	CV Joint	F	*		GS-3102 B:24/D2:94/L:32
1.7 i.e. 4x4 [907.B1E]	CV Joint	F	*		GS-3102 B:24/D2:94/L:32
BRERA [939] 					
2.4 JTDM 20V	CV Joint	F	*		GS-4021 A:30/B:27/D:61/L:158
2.4 JTDM 20V	CV Joint	F	*		GS-4021 A:30/B:27/D:61/L:158
GT [937] 					
1.8 TS	CV Joint	F	*		GS-3233 B:25/D2:100/L:32
	CV Joint	F	*		GS-3688 A:25/B:25/D:58,8/L:143,3
2.0 JTS	CV Joint	F	*		GS-3233 B:25/D2:100/L:32
	CV Joint	F	*		GS-3688 A:25/B:25/D:58,8/L:143,3
GTV [916C_] 					
2.0 V6 Turbo [916.C2A]	CV Joint	F	*	01/98->; VET # 6063041->	GS-3689 A:25/B:28/D:59/L:148
3.0 V6 24V [916.C1]	CV Joint	F	*	01/98->; MD W0 163; VET # 6063041->	GS-3689 A:25/B:28/D:59/L:148
3.0 V6 24V [916.C1B_]]	CV Joint	F	*	MD W0 163; VET # 6063041->	GS-3689 A:25/B:28/D:59/L:148
3.2 V6 24V	CV Joint	F	*		GS-3774 A:25/B:26/D:59/L:147
MITO [955] 					
0.9 TwinAir	CV Joint		*		GS-4015 A:22/B:21/D:51,2/L:133,5
1.4	CV Joint		*	ver. Costruttore Gkn	GS-4015 A:22/B:21/D:51,2/L:133,5
1.4	CV Joint		*		GS-4015 A:22/B:21/D:51,2/L:133,5
1.4	CV Joint	F	*		GS-3708 A:22/B:21/D:51/D2:75/L:133,5
	CV Joint		*		GS-4015 A:22/B:21/D:51,2/L:133,5
SPIDER [916_, 916S_]] 					
1.8 16V [916S3]	CV Joint	F	*		GS-3233 B:25/D2:100/L:32
	CV Joint	F	*	44 -> VET # 6063041	GS-3389 A:25/B:25/D:52/L:143
	CV Joint	F	*	VET # 6063042->	GS-3394 A:25/B:25/D:51/L:143

	kw/HP		Type	L/R	F/R	AT/MT			ABS			Technical Specification
2.0 JTS	121/165	04/03->04/05	CV Joint		F				*		GS-3233	B:25/D2:100/L:32
			CV Joint		F			*	44	-> VET # 6063041	GS-3389	A:25/B:25/D:52/L:143
			CV Joint		F			*		VET # 6063042->	GS-3394	A:25/B:25/D:51/L:143
2.0 T.SPARK 16V (916S2B)	114/155	05/98->08/00	CV Joint		F				*		GS-3233	B:25/D2:100/L:32
			CV Joint		F			*	44	-> VET # 6063041	GS-3389	A:25/B:25/D:52/L:143
			CV Joint		F			*		VET # 6063042->	GS-3394	A:25/B:25/D:51/L:143
2.0 T.SPARK 16V (916S2C00)	110/150	06/95->04/05	CV Joint		F				*		GS-3233	B:25/D2:100/L:32
			CV Joint		F			*	44	-> VET # 6063041	GS-3389	A:25/B:25/D:52/L:143
			CV Joint		F			*		VET # 6063042->	GS-3394	A:25/B:25/D:51/L:143
2.0 V6 Turbo (916S2A)	148/202	05/98->04/05	CV Joint		F			*	VET # 6063042->	GS-3689	A:25/B:28/D:59/L:148	
3.0 V6 (916S1)	141/192	06/95->04/05	CV Joint		F			*	VET # 6063042->	GS-3689	A:25/B:28/D:59/L:148	
3.0 V6 (916S1B00)	160/218	09/94->08/00	CV Joint		F			*	VET # 6063042->	GS-3689	A:25/B:28/D:59/L:148	
3.0 V6 24V	162/220	01/99->10/03	CV Joint		F			*	VET # 6063042->	GS-3689	A:25/B:28/D:59/L:148	
3.2 V6 24V	176/240	04/03->04/05	CV Joint		F			*		GS-3774	A:25/B:26/D:59/L:147	
SPIDER (939_, 939) 												
2.4 JTDM	147/200	04/07->06/10	CV Joint		F			*			GS-4021	A:30/B:27/D:61/L:158












AUDI

100 [43, C2]

2.1	85/115	10/77->07/82	CV Joint		F			*	engine WB; engine WE		GS-3148	A:26/B:25/D:56,5/L:146
-----	--------	--------------	----------	--	---	--	--	---	----------------------	--	---------	------------------------

100 [44, 44Q, C3]

1.8	65/88	02/86->07/88	CV Joint		F	MT		*	engine SH		GS-3109	B:28/D2:108/L:32	
			CV Joint		F			*	- ABS; engine SH		GS-3148	A:26/B:25/D:56,5/L:146	
			CV Joint		F			*	96	+ ABS; ->ch.44-J-200 099; engine SH		GS-3149	A:26/B:25/D:56,5/L:146
			CV Joint		F			*	45	+ ABS; ch.44-J-200 100->; engine SH		GS-3167	A:38/B:25/D:59,5/L:95,5
1.8	55/75	08/82->12/87	CV Joint		F			*	- ABS		GS-3148	A:26/B:25/D:56,5/L:146	
			CV Joint		F			*	96			GS-3149	A:26/B:25/D:56,5/L:146
1.8	66/90	08/83->07/89	CV Joint		F	MT		*	engine DS; engine NP		GS-3109	B:28/D2:108/L:32	
			CV Joint		F			*	- ABS; engine DS; engine NP		GS-3148	A:26/B:25/D:56,5/L:146	
			CV Joint		F			*	96	+ ABS; ->ch.44-J-200 099; engine DS		GS-3149	A:26/B:25/D:56,5/L:146
			CV Joint		F			*	45	+ ABS; ch.44-J-200 100->; engine DS; engine NP		GS-3167	A:38/B:25/D:59,5/L:95,5
1.8 CAT	66/90	03/85->11/90	CV Joint		F	MT		*			GS-3109	B:28/D2:108/L:32	
			CV Joint		F			*	- ABS; engine 4B; engine PH		GS-3148	A:26/B:25/D:56,5/L:146	
			CV Joint		F			*	96	+ ABS; ->ch.44-J-200 099; engine PH		GS-3149	A:26/B:25/D:56,5/L:146
			CV Joint		F			*	45	+ ABS; ch.44-J-200 100->; engine 4B; engine PH		GS-3167	A:38/B:25/D:59,5/L:95,5
1.8 quattro	65/88	08/86->07/90	CV Joint		F	MT		*	ch.44-J-200 100->		GS-3109	B:28/D2:108/L:32	
			CV Joint		F			*	- ABS		GS-3148	A:26/B:25/D:56,5/L:146	
CV Joint		F	MT		*	45	ch.44-J-200 00->		GS-3167	A:38/B:25/D:59,5/L:95,5			

											Technical Specification
		kW/HP									
1.8 quattro	66/90	10/84->07/88	CV Joint	F	MT	*		ch.44-J-200 100->		GS-3109	B:28/D2:108/L:32
			CV Joint	F		*		- ABS		GS-3148	A:26/B:25/D:56,5/L:146
			CV Joint	F	MT	*	45	ch.44-J-200 100->		GS-3167	A:38/B:25/D:59,5/L:95,5
1.8 quattro CAT	66/90	08/85->11/90	CV Joint	F	MT	*		ch.44-J-200 100->		GS-3109	B:28/D2:108/L:32
			CV Joint	F		*		- ABS		GS-3148	A:26/B:25/D:56,5/L:146
			CV Joint	F	MT	*	45	ch.44-J-200 100->		GS-3167	A:38/B:25/D:59,5/L:95,5
1.9	74/100	08/82->07/84	CV Joint	F		*		engine WH		GS-3109	B:28/D2:108/L:32
			CV Joint	F		*		- ABS; engine WH		GS-3148	A:26/B:25/D:56,5/L:146
			CV Joint	F		*	96	+ ABS; engine WH		GS-3149	A:26/B:25/D:56,5/L:146
2.0	85/115	08/84->12/87	CV Joint	F		*		engine KP		GS-3109	B:28/D2:108/L:32
			CV Joint	F		*		- ABS; engine KP		GS-3148	A:26/B:25/D:56,5/L:146
			CV Joint	F		*	96	+ ABS; engine KP		GS-3149	A:26/B:25/D:56,5/L:146
2.0	83/113	08/86->11/87	CV Joint	F		*		engine SL		GS-3109	B:28/D2:108/L:32
			CV Joint	F		*		- ABS; engine SL		GS-3148	A:26/B:25/D:56,5/L:146
			CV Joint	F		*	96	+ ABS; engine SL		GS-3149	A:26/B:25/D:56,5/L:146
2.0 CAT	85/115	01/88->11/90	CV Joint	F		*		engine RT		GS-3109	B:28/D2:108/L:32
			CV Joint	F		*		- ABS; engine RT		GS-3148	A:26/B:25/D:56,5/L:146
2.0 D Turbo	74/100	03/88->11/90	CV Joint	F		*		engine NC		GS-3109	B:28/D2:108/L:32
			CV Joint	F		*	45	engine NC		GS-3167	A:38/B:25/D:59,5/L:95,5
2.2	96/130	08/82->07/84	CV Joint	F		*				GS-3109	B:28/D2:108/L:32
			CV Joint	F		*		- ABS; engine K		GS-3148	A:26/B:25/D:56,5/L:146
			CV Joint	F		*	96	+ ABS		GS-3149	A:26/B:25/D:56,5/L:146
2.2	85/115	10/84->09/86	CV Joint	F		*		engine KZ		GS-3109	B:28/D2:108/L:32
			CV Joint	F		*	96	+ ABS; engine KZ		GS-3149	A:26/B:25/D:56,5/L:146
			CV Joint	F	3AT; 5MT	*				GS-3109	B:28/D2:108/L:32
2.2 CAT	101/137	06/89->11/90	CV Joint	F	3AT; 5MT	*		engine HX		GS-3148	A:26/B:25/D:56,5/L:146
			CV Joint	F	5MT	*		- ABS		GS-3166	A:38/B:25/D:59,5/L:95,5
			CV Joint	F	5MT	*	45	+ ABS		GS-3167	A:38/B:25/D:59,5/L:95,5
			CV Joint	F		*		+ ABS; ch.44-J-200 100->		GS-3109	B:28/D2:108/L:32
2.2 E Turbo quattro	121/165	08/86->11/90	CV Joint	F		*	45	+ ABS; ch.44-J-200 100->		GS-3167	A:38/B:25/D:59,5/L:95,5
			CV Joint	F		*		ch.44-J-200 100->		GS-3109	B:28/D2:108/L:32
2.2 quattro	101/137	08/84->12/88	CV Joint	F		*		ch.44-J-200 100->		GS-3109	B:28/D2:108/L:32
			CV Joint	F		*		ch.44-J-200 100->		GS-3148	A:26/B:25/D:56,5/L:146
2.2 quattro CAT	101/137	06/89->11/90	CV Joint	F		*		ch.44-J-200 100->		GS-3109	B:28/D2:108/L:32
			CV Joint	F		*		ch.44-J-200 100->		GS-3148	A:26/B:25/D:56,5/L:146
2.2 Turbo	121/165	08/86->11/90	CV Joint	F		*		+ ABS; ch.44-J-200 100->		GS-3109	B:28/D2:108/L:32
			CV Joint	F		*	45	+ ABS; ch.44-J-200 100->		GS-3167	A:38/B:25/D:59,5/L:95,5
2.3 E	98/133	01/90->11/90	CV Joint	F		*		- ABS		GS-3166	A:38/B:25/D:59,5/L:95,5
			CV Joint	F	3AT; 4AT; 5MT	*				GS-3109	B:28/D2:108/L:32
			CV Joint	F	5MT	*	45	+ ABS		GS-3167	A:38/B:25/D:59,5/L:95,5
2.3 E quattro	100/136	08/86->11/90	CV Joint	F		*		ch.44-J-200 100->		GS-3109	B:28/D2:108/L:32
			CV Joint	F		*		ch.44-J-200 100->		GS-3148	A:26/B:25/D:56,5/L:146
2.4 D	60/82	08/89->07/91	CV Joint	F		*		- ABS		GS-3166	A:38/B:25/D:59,5/L:95,5
			CV Joint	F		*	45			GS-3167	A:38/B:25/D:59,5/L:95,5



kW/HP



Type

L/R

F/R

AT/MT



ABS










Technical Specification









100 [4A, C4]










2.0	74/100	12/90->06/94	CV Joint	F			*	engine AAE	GS-3109	B:28/D2:108/L:32	
			CV Joint	F			*	45	+ ABS; engine AAE	GS-3173	A:38/B:30/D:59,5/L:95
2.0 E	85/115	12/90->06/94	CV Joint	F			*	engine AAD; engine ABK	GS-3109	B:28/D2:108/L:32	
			CV Joint	F			*	45	+ ABS; engine AAD; engine ABK	GS-3173	A:38/B:30/D:59,5/L:95
2.0 E 16V	103/140	01/92->06/94	CV Joint	F	MT		*	45	engine ACE	GS-3173	A:38/B:30/D:59,5/L:95
2.0 E quattro	85/115	12/90->07/92	CV Joint	R			*	45	engine AAD	GS-3167	A:38/B:25/D:59,5/L:95,5
			CV Joint	F			*	45	engine AAD	GS-3173	A:38/B:30/D:59,5/L:95
2.3 E	98/134	12/90->06/94	CV Joint	F			*	engine AAR	GS-3109	B:28/D2:108/L:32	
			CV Joint	F			*	45	+ ABS; engine AAR	GS-3173	A:38/B:30/D:59,5/L:95
2.3 E quattro	98/134	12/90->06/94	CV Joint	R			*	ch.4A-R-000 001->; engine AAR	GS-3109	B:28/D2:108/L:32	
			CV Joint	R			*	45	->ch.4A-P-150 000; ch.4A-R-000 001->; engine AAR	GS-3167	A:38/B:25/D:59,5/L:95,5
			CV Joint	F			*	45	engine AAR	GS-3173	A:38/B:30/D:59,5/L:95
2.4 D	60/82	12/90->06/94	CV Joint	F			*	engine AAS	GS-3109	B:28/D2:108/L:32	
			CV Joint	F			*	45	+ ABS; engine AAS	GS-3173	A:38/B:30/D:59,5/L:95
			CV Joint	F	AT		*	engine AAT	GS-3109	B:28/D2:108/L:32	
2.5 TDI	85/115	12/90->06/94	CV Joint	F			*	engine ABC	GS-3168	A:38/B:27/D:59,5/L:103	
			CV Joint	F			*	45		GS-3169	A:38/B:27/D:59,5/L:103
2.6	110/150	03/92->06/94	CV Joint	F	MT		*	engine ABC	GS-3109	B:28/D2:108/L:32	
			CV Joint	F			*	45	+ ABS; engine ABC	GS-3173	A:38/B:30/D:59,5/L:95
2.6	102/139	07/93->06/94	CV Joint	F	MT		*	engine ACZ	GS-3109	B:28/D2:108/L:32	
			CV Joint	F			*	45	engine ACZ	GS-3173	A:38/B:30/D:59,5/L:95
2.6 quattro	110/150	04/92->06/94	CV Joint	R			*	ch.4A-R-000 001->; engine ABC	GS-3109	B:28/D2:108/L:32	
			CV Joint	R			*	45		GS-3167	A:38/B:25/D:59,5/L:95,5
			CV Joint	F			*	45	engine ABC	GS-3173	A:38/B:30/D:59,5/L:95
2.8 E	128/174	12/90->06/94	CV Joint	F	AT		*		GS-3109	B:28/D2:108/L:32	
			CV Joint	F			*	45		GS-3168	A:38/B:27/D:59,5/L:103
			CV Joint	F			*	45		GS-3169	A:38/B:27/D:59,5/L:103
			Drive Shaft	R	F	AT		45	trans.type CDT	AW-4238	A:38/D:59,5/L:488/D2:88
2.8 E quattro	128/174	12/90->06/94	CV Joint	F; R			*	engine AAH; engine AHH	GS-3109	B:28/D2:108/L:32	
			CV Joint	R			*	45	engine AAH	GS-3167	A:38/B:25/D:59,5/L:95,5
			CV Joint	F			*	45	engine AAH	GS-3168	A:38/B:27/D:59,5/L:103
			CV Joint	F			*	45	engine AAH	GS-3169	A:38/B:27/D:59,5/L:103
S4 Turbo quattro	169/230	08/91->06/94	CV Joint	F; R			*	engine AAN	GS-3109	B:28/D2:108/L:32	
			CV Joint	R			*	45	engine AAN	GS-3167	A:38/B:25/D:59,5/L:95,5
			CV Joint	F			*	45	engine AAN	GS-3169	A:38/B:27/D:59,5/L:103
S4 V8 quattro	206/280	10/92->06/94	CV Joint	F; R			*	engine ABH	GS-3109	B:28/D2:108/L:32	
			CV Joint	R			*	45	engine ABH	GS-3167	A:38/B:25/D:59,5/L:95,5
			CV Joint	F			*	45	engine ABH	GS-3169	A:38/B:27/D:59,5/L:103

100 Avant [44, 44Q, C3]

1.8	55/75	08/82->12/87	CV Joint	F			*	- ABS	GS-3148	A:26/B:25/D:56,5/L:146	
			CV Joint	F			*	96		GS-3149	A:26/B:25/D:56,5/L:146
			CV Joint	F			*		- ABS; ->ch.44-J-200 099; engine DS; engine JW	GS-3148	A:26/B:25/D:56,5/L:146
1.8	66/90	08/83->07/89	CV Joint	F			*	96	+ ABS; ->ch.44-J-200 099; engine DS; engine JW	GS-3149	A:26/B:25/D:56,5/L:146
			CV Joint	F			*		engine DS; engine JW; engine NP	GS-3164	B:33/D2:100/L:32
			CV Joint	F			*		- ABS; ch.44-J-200 100->; engine JW; engine NP	GS-3166	A:38/B:25/D:59,5/L:95,5
			CV Joint	F			*	45	+ ABS; ch.44-J-200 100->; engine JW; engine NP	GS-3167	A:38/B:25/D:59,5/L:95,5

	kw/HP		Type	L/R	F/R	AT/MT			ABS			Technical Specification	
1.8 CAT	66/90	03/85->11/90	CV Joint		F				*		GS-3109	B:28/D2:108/L:32	
			CV Joint		F			*		- ABS	GS-3148	A:26/B:25/D:56,5/L:146	
			CV Joint		F			*		96	+ ABS; ->ch.44-J-200 099	GS-3149	A:26/B:25/D:56,5/L:146
			CV Joint		F			*		45	+ ABS; ch.44-J-200 100->	GS-3167	A:38/B:25/D:59,5/L:95,5
1.8 quattro	65/88	08/86->07/90	CV Joint		F	MT			*	ch.44-J-200 100->	GS-3109	B:28/D2:108/L:32	
			CV Joint		F			*		- ABS	GS-3148	A:26/B:25/D:56,5/L:146	
			CV Joint		F	MT		*		45	ch.44-J-200 100->	GS-3167	A:38/B:25/D:59,5/L:95,5
1.8 quattro	66/90	10/84->07/88	CV Joint		F	MT			*	ch.44-J-200 100->	GS-3109	B:28/D2:108/L:32	
			CV Joint		F			*		- ABS	GS-3148	A:26/B:25/D:56,5/L:146	
			CV Joint		F	MT		*		45	ch.44-J-200 100->	GS-3167	A:38/B:25/D:59,5/L:95,5
1.8 quattro CAT	66/90	08/85->10/90	CV Joint		F	MT			*	ch.44-J-200 100->	GS-3109	B:28/D2:108/L:32	
			CV Joint		F			*		- ABS	GS-3148	A:26/B:25/D:56,5/L:146	
			CV Joint		F	MT		*		45	ch.44-J-200 100->	GS-3167	A:38/B:25/D:59,5/L:95,5
1.9	74/100	02/83->07/84	CV Joint		F				*	engine WH	GS-3109	B:28/D2:108/L:32	
			CV Joint		F			*		- ABS; engine WH	GS-3148	A:26/B:25/D:56,5/L:146	
			CV Joint		F			*		96	+ ABS; engine WH	GS-3149	A:26/B:25/D:56,5/L:146
2.0	83/113	09/86->11/87	CV Joint		F				*	engine SL	GS-3109	B:28/D2:108/L:32	
			CV Joint		F			*		- ABS; engine SL	GS-3148	A:26/B:25/D:56,5/L:146	
			CV Joint		F			*		96	+ ABS; engine SL	GS-3149	A:26/B:25/D:56,5/L:146
2.0 E	85/115	01/85->12/87	CV Joint		F				*	engine KP	GS-3109	B:28/D2:108/L:32	
			CV Joint		F			*		- ABS; engine KP	GS-3148	A:26/B:25/D:56,5/L:146	
			CV Joint		F			*		96	+ ABS; engine KP	GS-3149	A:26/B:25/D:56,5/L:146
2.0 E CAT	85/115	01/88->11/90	CV Joint		F				*	engine RT	GS-3109	B:28/D2:108/L:32	
			CV Joint		F			*		- ABS; engine RT	GS-3148	A:26/B:25/D:56,5/L:146	
2.2 quattro	101/137	08/84->12/88	CV Joint		F				*	ch.44-J-200 100->	GS-3148	A:26/B:25/D:56,5/L:146	
2.2 quattro CAT	101/137	06/89->11/90	CV Joint		F				*	ch.44-J-200 100->	GS-3109	B:28/D2:108/L:32	
			CV Joint		F			*		ch.44-J-200 100->	GS-3148	A:26/B:25/D:56,5/L:146	
2.2 Turbo	121/165	08/86->11/90	CV Joint		F				*	ch.44-J-200 100->	GS-3109	B:28/D2:108/L:32	
			CV Joint		F			*		45	+ ABS; ch.44-J-200 100->	GS-3167	A:38/B:25/D:59,5/L:95,5
2.2 Turbo quattro	121/165	08/86->11/90	CV Joint		F				*	->ch.44-J-200 100	GS-3109	B:28/D2:108/L:32	
			CV Joint		F			*		45	+ ABS; ->ch.44-J-200 100	GS-3167	A:38/B:25/D:59,5/L:95,5
2.3	100/136	08/86->11/90	CV Joint		F	3AT; 4AT; 5MT			*		GS-3109	B:28/D2:108/L:32	
			CV Joint		F	5MT		*		- ABS	GS-3166	A:38/B:25/D:59,5/L:95,5	
			CV Joint		F	5MT		*		45	+ ABS	GS-3167	A:38/B:25/D:59,5/L:95,5
2.3 E quattro	100/136	08/86->11/90	CV Joint		F			*	ch.44-J-200 100->	GS-3148	A:26/B:25/D:56,5/L:146		
2.4 D	60/82	08/89->11/90	CV Joint		F				*	- ABS	GS-3166	A:38/B:25/D:59,5/L:95,5	
			CV Joint		F			*		45	+ ABS	GS-3167	A:38/B:25/D:59,5/L:95,5
100 Avant (4A, C4) 													
2.0 E	74/100	09/91->06/94	CV Joint		F				*	engine AAE	GS-3109	B:28/D2:108/L:32	
			CV Joint		F			*		45	engine AAE	GS-3173	A:38/B:30/D:59,5/L:95
2.0 E	85/115	09/91->06/94	CV Joint		F				*	engine AAD; engine ABK	GS-3109	B:28/D2:108/L:32	
			CV Joint		F			*		45	engine AAD; engine ABK	GS-3167	A:38/B:25/D:59,5/L:95,5
2.0 E quattro	85/115	12/90->07/92	CV Joint		R				*	45	GS-3167	A:38/B:25/D:59,5/L:95,5	
			CV Joint		F			*		45	GS-3173	A:38/B:30/D:59,5/L:95	
2.3 E	98/133	09/91->06/94	CV Joint		F				*	engine AAR	GS-3109	B:28/D2:108/L:32	
			CV Joint		F			*		45	engine AAR	GS-3173	A:38/B:30/D:59,5/L:95

	kw/HP		Type	L/R	F/R	AT/MT			ABS			Technical Specification	
2.3 E quattro	98/134	09/91->06/94	CV Joint		R			*	ch.4A-R-000 001->; engine AAR		GS-3109	B:28/D2:108/L:32	
			CV Joint		R			*	45 engine AAR		GS-3167	A:38/B:25/D:59,5/L:95,5	
			CV Joint		F				*	45 engine AAR		GS-3173	A:38/B:30/D:59,5/L:95
2.4 D	60/82	12/90->06/94	CV Joint		F			*	engine AAS		GS-3109	B:28/D2:108/L:32	
			CV Joint		F			*	45 engine AAS		GS-3173	A:38/B:30/D:59,5/L:95	
2.5 TDI	85/115	12/90->06/94	CV Joint		F	AT		*	engine AAT		GS-3109	B:28/D2:108/L:32	
			CV Joint		F			*	45		GS-3169	A:38/B:27/D:59,5/L:103	
2.6	110/150	03/92->06/94	CV Joint		F	MT		*	engine ABC		GS-3109	B:28/D2:108/L:32	
			CV Joint		F			*	45 engine ABC		GS-3173	A:38/B:30/D:59,5/L:95	
2.6	102/139	07/93->06/94	CV Joint		F	MT		*	engine ACZ		GS-3109	B:28/D2:108/L:32	
			CV Joint		F			*	45 engine ACZ		GS-3173	A:38/B:30/D:59,5/L:95	
2.6 quattro	110/150	07/92->06/94	CV Joint		R			*	ch.4A-R-000 001->; engine ABC		GS-3109	B:28/D2:108/L:32	
			CV Joint		R			*	45 ->ch.4A-P-150 000; ch.4A-R-000 001->; engine ABC		GS-3167	A:38/B:25/D:59,5/L:95,5	
			CV Joint		F				*	45 engine ABC		GS-3173	A:38/B:30/D:59,5/L:95
			CV Joint		F	AT			*			GS-3109	B:28/D2:108/L:32
2.8 E	128/174	09/91->06/94	CV Joint		F			*			GS-3168	A:38/B:27/D:59,5/L:103	
			CV Joint		F			*	45		GS-3169	A:38/B:27/D:59,5/L:103	
			Drive Shaft	R	F	AT			45	trans.type CDT		AW-4238	A:38/D:59,5/L:488/D2:88
2.8 E quattro	128/174	09/91->06/94	CV Joint		F; R			*	engine AAH		GS-3109	B:28/D2:108/L:32	
			CV Joint		R			*	45 engine AAH		GS-3167	A:38/B:25/D:59,5/L:95,5	
			CV Joint		F				*	45 engine AAH		GS-3168	A:38/B:27/D:59,5/L:103
			CV Joint		F				*	45 engine AAH		GS-3169	A:38/B:27/D:59,5/L:103
S4 Turbo quattro	169/230	09/91->06/94	CV Joint		F; R			*	engine AAN		GS-3109	B:28/D2:108/L:32	
			CV Joint		R			*	45 engine AAN		GS-3167	A:38/B:25/D:59,5/L:95,5	
			CV Joint		F				*	45 engine AAN		GS-3169	A:38/B:27/D:59,5/L:103
S4 V8 quattro	206/280	10/92->06/94	CV Joint		F; R			*	engine ABH		GS-3109	B:28/D2:108/L:32	
			CV Joint		R			*	45 engine ABH		GS-3167	A:38/B:25/D:59,5/L:95,5	
			CV Joint		F				*	45 engine ABH		GS-3169	A:38/B:27/D:59,5/L:103
200 [44, 44Q] 													
2.2 20V Turbo quattro	162/220	03/89->12/90	CV Joint		F			*	ch.44-J-200 100->		GS-3109	B:28/D2:108/L:32	
			CV Joint		F			*	45 + ABS; ch.44-J-200 100->		GS-3167	A:38/B:25/D:59,5/L:95,5	
2.2 Turbo	147/200	02/88->12/90	CV Joint		F			*	ch.44-J-200 100->		GS-3109	B:28/D2:108/L:32	
			CV Joint		F			*	45 + ABS; ch.44-J-200 100->		GS-3167	A:38/B:25/D:59,5/L:95,5	
2.2 Turbo	121/165	08/85->09/91	CV Joint		F			*	ch.44-J-200 100->		GS-3109	B:28/D2:108/L:32	
			CV Joint		F			*	45 + ABS; ch.44-J-200 100->		GS-3167	A:38/B:25/D:59,5/L:95,5	
2.2 Turbo quattro	121/165	01/85->12/91	CV Joint		F			*	ch.44-J-200 100->		GS-3109	B:28/D2:108/L:32	
			CV Joint		F			*	45 + ABS; ch.44-J-200 100->		GS-3167	A:38/B:25/D:59,5/L:95,5	
2.2 Turbo quattro	147/200	02/88->11/90	CV Joint		F			*	ch.44-J-200 100->		GS-3109	B:28/D2:108/L:32	
			CV Joint		F			*	45 + ABS; ch.44-J-200 100->		GS-3167	A:38/B:25/D:59,5/L:95,5	
200 Avant [44, 44Q] 													
2.2 20V Turbo quattro	162/220	07/89->12/90	CV Joint		F			*	ch.44-J-200 100->		GS-3109	B:28/D2:108/L:32	
			CV Joint		F			*	45 + ABS; ch.44-J-200 100->		GS-3167	A:38/B:25/D:59,5/L:95,5	
2.2 Turbo	121/165	08/85->09/91	CV Joint		F			*	ch.44-J-200 100->		GS-3109	B:28/D2:108/L:32	
			CV Joint		F			*	45 + ABS; ch.44-J-200 100->		GS-3167	A:38/B:25/D:59,5/L:95,5	
2.2 Turbo quattro	147/200	02/88->12/91	CV Joint		F			*	ch.44-J-200 100->		GS-3109	B:28/D2:108/L:32	
			CV Joint		F			*	45 + ABS; ch.44-J-200 100->		GS-3167	A:38/B:25/D:59,5/L:95,5	

	kw/HP		Type	L/R	F/R	AT/MT			ABS			Technical Specification
2.2 Turbo quattro	121/165	09/83->12/90	CV Joint		F				*	ch.44-J-200 100->	GS-3109	B:28/D2:108/L:32
			CV Joint		F			*	45	+ABS; ch.44-J-200 100->	GS-3167	A:38/B:25/D:59,5/L:95,5
50 [86] 												
1.1	37/50	08/74->07/78	CV Joint		F				*		GS-3178	B:33/D2:92/L:32
1.1	44/60	08/74->07/77	CV Joint		F				*		GS-3178	B:33/D2:92/L:32
1.3	44/60	08/77->07/78	CV Joint		F				*		GS-3178	B:33/D2:92/L:32
80 [81, 85, B2] 												
1.8 CC quattro (85Q)	66/90	08/84->08/86	CV Joint		R				*	->ch.81-F-157 236	GS-3109	B:28/D2:108/L:32
			CV Joint	L; R	F	MT		*			GS-3147	B:33/D2:100/L:32
1.8 CC quattro (85Q)	68/93	08/85->08/86	CV Joint		R				*	->ch.81-F-157 236	GS-3109	B:28/D2:108/L:32
1.8 GTE quattro (85Q)	81/110	03/85->08/86	CV Joint		R				*	->ch.81-F-157 236	GS-3109	B:28/D2:108/L:32
			CV Joint	L; R	F	MT		*			GS-3147	B:33/D2:100/L:32
1.8 GTE quattro (85Q)	82/112	08/84->08/86	CV Joint		R				*	->ch.81-F-157 236	GS-3109	B:28/D2:108/L:32
			CV Joint	L; R	F	MT		*			GS-3147	B:33/D2:100/L:32
1.9 CD-5S	85/115	09/81->07/83	CV Joint	L; R	F	AT; MT			*	ch.81-D-077974->	GS-3147	B:33/D2:100/L:32
2.0	85/115	10/83->09/84	CV Joint	L; R	F	AT; MT			*		GS-3147	B:33/D2:100/L:32
2.0 quattro (85Q)	85/115	10/83->09/84	CV Joint		R				*		GS-3109	B:28/D2:108/L:32
80 [89, 89Q, 8A, B3] 												
1.4	48/65	08/86->07/88	CV Joint		F	AT			*	45 +ABS; ch.89-J-373 599->	GS-3154	A:33/B:30/D:53/L:93
1.6	51/70	08/87->09/91	CV Joint		F				*	ch.89-J-373 599->; engine PP	GS-3150	A:33/B:30/D:53/L:82
			CV Joint		F			*	96	+ABS; ->ch.89-J-373 598; engine PP	GS-3152	A:22/B:30/D:51/L:129,8
1.6	75/102	08/90->10/91	CV Joint		F				*	45 +ABS; engine ABB	GS-3154	A:33/B:30/D:53/L:93
			CV Joint		F			*		-ABS	GS-3157	A:33/B:30/D:53/L:91
1.6	55/75	09/86->08/91	Drive Shaft	L	F				45	engine ABB	AW-4225	A:33/D:53/L:586/D2:100
			CV Joint		F			*	96	+ABS; ->ch.89-J-373 598; engine RN	GS-3152	A:22/B:30/D:51/L:129,8
1.6 D	40/54	02/87->07/89	CV Joint		F				*	ch.89-J-373 599->; engine JK	GS-3150	A:33/B:30/D:53/L:82
			CV Joint		F			*	96	+ABS; ->ch.89-J-373 598; engine JK	GS-3152	A:22/B:30/D:51/L:129,8
1.6 TD	59/80	09/86->08/91	CV Joint		F				*	ch.89-J-373 599->; engine RA; engine SB	GS-3150	A:33/B:30/D:53/L:82
			CV Joint		F			*	96	+ABS; ->ch.89-J-373 598; engine RA	GS-3152	A:22/B:30/D:51/L:129,8
1.8	83/113	09/86->07/88	CV Joint	L; R	F	AT; MT			*	->ch.89-J-373598	GS-3147	B:33/D2:100/L:32
			CV Joint		F			*	45	ch.89-J-373 599->	GS-3154	A:33/B:30/D:53/L:93
			CV Joint		F			*			GS-3155	A:22/B:30/D:51/L:139
			Drive Shaft	L	F	MT		45	ch.89-J-373 599->; engine SD	AW-4225	A:33/D:53/L:586/D2:100	
1.8	55/75	10/86->01/90	CV Joint	L; R	F	AT			*	->ch.89-J-373598	GS-3147	B:33/D2:100/L:32
			CV Joint		F			*	45	ch.89-J-373 599->	GS-3151	A:33/B:30/D:53/L:82
			CV Joint		F	MT		*	96	+ABS; ->ch.89-J-373 598; engine RU	GS-3152	A:22/B:30/D:51/L:129,8
			CV Joint		F			*			GS-3155	A:22/B:30/D:51/L:139
1.8 E	82/112	06/86->08/91	CV Joint	L; R	F	MT			*	->ch.89-J-373598; 09/86->	GS-3147	B:33/D2:100/L:32
			CV Joint		F			*	45	ch.89-J-373 599->	GS-3154	A:33/B:30/D:53/L:93
			CV Joint		F			*			GS-3155	A:22/B:30/D:51/L:139
Drive Shaft	L	F	MT		45	ch.89-J-373 599->; engine DZ	AW-4225	A:33/D:53/L:586/D2:100				



kW/HP



Type

L/R

F/R

AT/MT


















ABS



















Technical Specification










1.8 E quattro	82/112	09/86->08/91	CV Joint	L; R	F	MT		*				GS-3147	B:33/D2:100/L:32	
			CV Joint		R			*	45	engine DZ		GS-3151	A:33/B:30/D:53/L:82	
			CV Joint		F			*	45	engine DZ		GS-3154	A:33/B:30/D:53/L:93	
			CV Joint					*				GS-3155	A:22/B:30/D:51/L:139	
			Drive Shaft	L	F					45	engine DZ		AW-4225	A:33/D:53/L:586/D2:100
1.8 quattro	83/113	09/86->08/90	CV Joint	L; R	F	MT		*		-->07/88		GS-3147	B:33/D2:100/L:32	
			CV Joint		R			*	45	engine SD		GS-3151	A:33/B:30/D:53/L:82	
			CV Joint		F			*	45	engine SD		GS-3154	A:33/B:30/D:53/L:93	
			CV Joint					*				GS-3155	A:22/B:30/D:51/L:139	
			Drive Shaft	L	F					45	engine SD		AW-4225	A:33/D:53/L:586/D2:100
1.8 S	65/88	08/86->01/90	CV Joint	L; R	F	AT		*		-->ch.89-J-373598		GS-3147	B:33/D2:100/L:32	
			CV Joint		F			*	45	ch.89-J-373 599->; engine SF		GS-3151	A:33/B:30/D:53/L:82	
			CV Joint		F			*	96	+ ABS; -->ch.89-J-373 598; engine SF		GS-3152	A:22/B:30/D:51/L:129,8	
			CV Joint					*				GS-3155	A:22/B:30/D:51/L:139	
			CV Joint	L; R	F	AT		*			-->ch.89-J-373598		GS-3147	B:33/D2:100/L:32
1.8 S	66/90	09/86->10/91	CV Joint		F			*	45	ch.89-373 599->; engine JN; engine NE; engine PM		GS-3151	A:33/B:30/D:53/L:82	
			CV Joint		F			*	96	+ ABS; -->ch.89-J-373 598; engine JN; engine NE; engine PM		GS-3152	A:22/B:30/D:51/L:129,8	
			CV Joint					*				GS-3155	A:22/B:30/D:51/L:139	
			CV Joint	L; R	F	MT		*				GS-3147	B:33/D2:100/L:32	
			CV Joint		R			*	45	engine JN; engine NE; engine PM		GS-3151	A:33/B:30/D:53/L:82	
1.8 S quattro	65/88	09/86->07/90	CV Joint		F			*	45	engine SF		GS-3151	A:33/B:30/D:53/L:82	
			CV Joint		F			*	45	engine SF		GS-3154	A:33/B:30/D:53/L:93	
			CV Joint					*				GS-3155	A:22/B:30/D:51/L:139	
			Drive Shaft	L	F					45	engine SF		AW-4225	A:33/D:53/L:586/D2:100
			CV Joint	L; R	F	MT		*				GS-3147	B:33/D2:100/L:32	
1.8 S quattro	66/90	09/86->09/91	CV Joint		R			*	45	engine JN; engine NE; engine PM		GS-3151	A:33/B:30/D:53/L:82	
			CV Joint		F			*	45	engine JN; engine NE; engine PM		GS-3154	A:33/B:30/D:53/L:93	
			CV Joint					*				GS-3155	A:22/B:30/D:51/L:139	
			Drive Shaft	L	F					45	engine JN; engine NE; engine PM		AW-4225	A:33/D:53/L:586/D2:100
			CV Joint	L; R	F	MT		*				GS-3147	B:33/D2:100/L:32	
1.9 D	50/68	08/89->08/91	CV Joint		F			*		engine 1Y		GS-3150	A:33/B:30/D:53/L:82	
			CV Joint		F			*	45	+ ABS; engine AAD		GS-3154	A:33/B:30/D:53/L:93	
			CV Joint		F			*		- ABS		GS-3157	A:33/B:30/D:53/L:91	
2.0	82/112	10/90->08/91	Drive Shaft	L	F				45	engine AAD		AW-4225	A:33/D:53/L:586/D2:100	
			CV Joint		F			*	45	ch.89-J-373 599->; engine 3A		GS-3154	A:33/B:30/D:53/L:93	
			Drive Shaft	L	F					45	ch.89-J-373 599->; engine 3A		AW-4225	A:33/D:53/L:586/D2:100
2.0 E	83/113	08/88->10/90	CV Joint		F			*		engine 6A		GS-3109	B:28/D2:108/L:32	
			CV Joint		F			*	45	+ ABS; engine 6A		GS-3154	A:33/B:30/D:53/L:93	
			CV Joint		F			*		- ABS		GS-3157	A:33/B:30/D:53/L:91	
2.0 E 16V	101/137	03/90->09/91	CV Joint	L; R	F; R	MT		*				GS-3147	B:33/D2:100/L:32	
			CV Joint		R			*	45	+ ABS; engine 6A		GS-3151	A:33/B:30/D:53/L:82	
			CV Joint		F; R			*	45	- ABS; + ABS; engine 6A		GS-3154	A:33/B:30/D:53/L:93	
			CV Joint		F			*		- ABS		GS-3157	A:33/B:30/D:53/L:91	
			Drive Shaft	L	F					45	engine 6A		AW-4225	A:33/D:53/L:586/D2:100
2.0 E 16V quattro	101/137	03/90->08/91	CV Joint	L; R	F; R	MT		*				GS-3147	B:33/D2:100/L:32	
			CV Joint		R			*	45	+ ABS; engine 6A		GS-3151	A:33/B:30/D:53/L:82	
			CV Joint		F; R			*	45	- ABS; + ABS; engine 6A		GS-3154	A:33/B:30/D:53/L:93	
			CV Joint		F			*		- ABS		GS-3157	A:33/B:30/D:53/L:91	
			Drive Shaft	L	F					45	engine 6A		AW-4225	A:33/D:53/L:586/D2:100
2.0 E quattro	83/113	08/88->09/90	CV Joint	L; R	F	MT		*				GS-3147	B:33/D2:100/L:32	
			CV Joint		R			*	45	engine 3A		GS-3151	A:33/B:30/D:53/L:82	
			CV Joint		F			*	45	+ ABS; engine 3A		GS-3154	A:33/B:30/D:53/L:93	
			CV Joint		F			*		- ABS		GS-3157	A:33/B:30/D:53/L:91	
			Drive Shaft	L	F					45	engine 3A		AW-4225	A:33/D:53/L:586/D2:100








	kW/HP		Type	L/R	F/R	AT/MT			ABS			Technical Specification	
2.0 quattro	82/112	08/88->07/90	CV Joint	L; R	F	MT		*			GS-3147	B:33/D2:100/L:32	
			CV Joint		R			*	45	engine 3A	GS-3151	A:33/B:30/D:53/L:82	
			CV Joint		F			*	45	engine 3A	GS-3154	A:33/B:30/D:53/L:93	
			Drive Shaft	L	F					45	engine 3A	AW-4225	A:33/D:53/L:586/D2:100
2.0 quattro	85/115	10/90->08/91	CV Joint	L; R	F	MT		*			GS-3147	B:33/D2:100/L:32	
			CV Joint		R			*	45	engine AAD	GS-3151	A:33/B:30/D:53/L:82	
			CV Joint		F			*	45	engine AAD	GS-3154	A:33/B:30/D:53/L:93	
			Drive Shaft	L	F					45	engine AAD	AW-4225	A:33/D:53/L:586/D2:100
80 (8C, B4) 													
1.6	52/71	09/91->12/94	CV Joint		F			*		->ch.8C-N-136 900; engine ABM	GS-3150	A:33/B:30/D:53/L:82	
			CV Joint		F			*	45	ch.8C-N-136 901->; engine ABM	GS-3154	A:33/B:30/D:53/L:93	
			Drive Shaft	L	F					45	ch.8C-N-136 901->; engine ABM	AW-4225	A:33/D:53/L:586/D2:100
1.6 E	74/101	06/93->12/94	CV Joint		F			*	45	engine ADA	GS-3154	A:33/B:30/D:53/L:93	
			Drive Shaft	L	F					45	engine ADA	AW-4225	A:33/D:53/L:586/D2:100
1.9 TD	55/75	09/91->12/94	CV Joint		F	MT		*		->ch.8C-136 900; engine AAZ	GS-3150	A:33/B:30/D:53/L:82	
			CV Joint		F			*	45	ch.8C-N-136 901->; engine AAZ	GS-3154	A:33/B:30/D:53/L:93	
			Drive Shaft	L	F	MT				45	ch.8C-N-136 901->; engine AAZ	AW-4225	A:33/D:53/L:586/D2:100
1.9 TDI	66/90	09/91->12/94	CV Joint		F			*	45	engine 1Z	GS-3154	A:33/B:30/D:53/L:93	
			CV Joint		F	MT		*		->ch.8C-N-136 900; engine ABT	GS-3150	A:33/B:30/D:53/L:82	
2.0	66/90	09/91->12/94	CV Joint		F			*	45	ch.8C-N-136 901->; engine ABT	GS-3154	A:33/B:30/D:53/L:93	
			Drive Shaft	L	F	MT				45	ch.8C-N-136 901->; engine ABT	AW-4225	A:33/D:53/L:586/D2:100
			CV Joint		F			*	45	engine ABK	GS-3154	A:33/B:30/D:53/L:93	
2.0 E	85/115	09/91->12/94	Drive Shaft	L	F	MT			45	engine ABK	AW-4225	A:33/D:53/L:586/D2:100	
			CV Joint		F	MT		*		engine ACE	GS-3109	B:28/D2:108/L:32	
2.0 E 16V	103/140	08/92->12/94	CV Joint		F			*	45	engine ACE	GS-3154	A:33/B:30/D:53/L:93	
			CV Joint			MT		*	45	+ ABS; ch.8C-R-000001->; RWD	GS-3141	A:33/B:30/D:53/L:93	
2.0 E 16V quattro	103/140	04/92->12/94	CV Joint	L; R	F	MT		*		07/94->	GS-3147	B:33/D2:100/L:32	
			CV Joint		F; R			*	45	->ch.8C-N-140 000; Ø wheel 15 in; engine ACE	GS-3154	A:33/B:30/D:53/L:93	
			CV Joint	L; R	R	MT		*		07/94->; ch.8C-R-000001->	GS-3170	B:33/L:34	
			CV Joint		F			*	45	ch.8C-N-140 001->; Ø wheel 16 in; engine ACE	GS-3173	A:38/B:30/D:59,5/L:95	
			CV Joint			MT		*		+ ABS; ch.8C-R-000001->; RWD	GS-3175	B:33/D2:100/L:34	
			Drive Shaft	L	F					45	->ch.8C-N-140 000; engine ACE	AW-4225	A:33/D:53/L:586/D2:100
			CV Joint		F	MT		*		engine NG	GS-3109	B:28/D2:108/L:32	
2.0 E quattro	85/115	09/91->12/94	CV Joint	L; R	F	MT		*		+ ABS; ch.8C-R-000001->; RWD	GS-3141	A:33/B:30/D:53/L:93	
			CV Joint		R			*	45	->ch.8C-P-300 000; engine ABK	GS-3151	A:33/B:30/D:53/L:82	
			CV Joint		F; R			*	45	->ch.8C-N-140 000; ch.8C-R-000 001->; Ø wheel 15 in; engine ABK	GS-3154	A:33/B:30/D:53/L:93	
			CV Joint	L; R	R	MT		*		ch.8C-R-000001->	GS-3170	B:33/L:34	
			CV Joint		F			*	45	ch.8C-N-140 001->; Ø wheel 16 in; engine ABK	GS-3173	A:38/B:30/D:59,5/L:95	
			CV Joint			MT		*		+ ABS; ch.8C-R-000001->; RWD	GS-3175	B:33/D2:100/L:34	
			Drive Shaft	L	F					45	->ch.8C-N-140 000; engine ABK	AW-4225	A:33/D:53/L:586/D2:100
2.3 E	98/133	09/91->12/94	CV Joint		F			*	45	engine NG	GS-3154	A:33/B:30/D:53/L:93	









													Technical Specification	
		kw/HP		Type	L/R	F/R	AT/MT							
2.3 E quattro		98/133	09/91->12/94	CV Joint			MT	*	45	+ ABS; ch.8C-R-000001->; RWD		GS-3141	A:33/B:30/D:53/L:93	
				CV Joint	L; R	F	MT		*			GS-3147	B:33/D2:100/L:32	
				CV Joint		R			*	45	ch.8A-L-360 001->; engine NG		GS-3151	A:33/B:30/D:53/L:82
				CV Joint		F; R			*	45	->ch.8A-L-360 000; ->ch.8C-N-140 000; Ø wheel 15 in; engine NG		GS-3154	A:33/B:30/D:53/L:93
				CV Joint	L; R	R	MT		*		ch.8C-R-000001->		GS-3170	B:33/L:34
				CV Joint		F			*	45	ch.8C-N-140 001->; Ø wheel 16 in; engine NG		GS-3173	A:38/B:30/D:59,5/L:95
				CV Joint			MT		*		+ ABS; ch.8C-R-000001->; RWD		GS-3175	B:33/D2:100/L:34
				Drive Shaft	L	F				45	->ch.8C-N-140 000; engine NG		AW-4225	A:33/D:53/L:586/D2:100
2.6		110/150	07/92->12/94	CV Joint		F		*	45	engine ABC		GS-3169	A:38/B:27/D:59,5/L:103	
				CV Joint			MT		*	45	+ ABS; ch.8C-R-000001->; ch.8CR000001->; RWD		GS-3141	A:33/B:30/D:53/L:93
2.6 quattro		110/150	06/92->12/94	CV Joint	L; R	F	MT		*			GS-3147	B:33/D2:100/L:32	
				CV Joint		R			*	45	engine ABC		GS-3154	A:33/B:30/D:53/L:93
				CV Joint	L; R	R	MT		*			GS-3170	B:33/L:34	
				CV Joint		F			*	45	engine ABC		GS-3173	A:38/B:30/D:59,5/L:95
				CV Joint			MT		*		ch.8CR000001->; RWD		GS-3175	B:33/D2:100/L:34
2.8		128/174	09/91->12/94	CV Joint		F		*	45			GS-3169	A:38/B:27/D:59,5/L:103	
				CV Joint			MT		*	45	+ ABS; ch.8CR000001->; RWD		GS-3141	A:33/B:30/D:53/L:93
2.8 quattro		128/174	09/91->12/94	CV Joint	L; R	F	MT		*			GS-3147	B:33/D2:100/L:32	
				CV Joint		R			*	45			GS-3154	A:33/B:30/D:53/L:93
				CV Joint	L; R	R	MT		*			GS-3170	B:33/L:34	
				CV Joint		F			*	45	engine ABC		GS-3173	A:38/B:30/D:59,5/L:95
				CV Joint			MT		*		ch.8CR000001->; RWD		GS-3175	B:33/D2:100/L:34
S2 quattro		169/230	02/93->12/94	CV Joint		F; R			*			GS-3109	B:28/D2:108/L:32	
				CV Joint		R			*	45			GS-3167	A:38/B:25/D:59,5/L:95,5
				CV Joint		F			*	45	engine AAH		GS-3173	A:38/B:30/D:59,5/L:95
				CV Joint					*				GS-3109	B:28/D2:108/L:32
				CV Joint		F			*	45			GS-3169	A:38/B:27/D:59,5/L:103
80 Avant (8C, B4) 														
1.6 E		74/101	06/93->01/96	CV Joint		F		*	45	engine ADA		GS-3154	A:33/B:30/D:53/L:93	
				Drive Shaft	L	F				45	engine ADA		AW-4225	A:33/D:53/L:586/D2:100
1.9 TD		55/75	09/91->12/94	CV Joint		F	MT		*			GS-3150	A:33/B:30/D:53/L:82	
				CV Joint		F	AT; MT		*	45	ch.8C-N-136 901->; engine AAZ		GS-3154	A:33/B:30/D:53/L:93
				Drive Shaft	L	F	MT			45	ch.8C-N-136 901->; engine AAZ		AW-4225	A:33/D:53/L:586/D2:100
1.9 TDI		66/90	07/92->01/96	CV Joint		F		*	45	engine 1Z		GS-3154	A:33/B:30/D:53/L:93	
				CV Joint		F	MT		*		->ch.8C-N-041 925; engine ABT		GS-3150	A:33/B:30/D:53/L:82
2.0		66/90	07/92->01/96	CV Joint		F	AT; MT		*	45	ch.8C-N-136 901->; engine ABT		GS-3154	A:33/B:30/D:53/L:93
				Drive Shaft	L	F	MT			45	ch.8C-N-136 901->; engine ABT		AW-4225	A:33/D:53/L:586/D2:100
				CV Joint			MT		*	45	+ ABS; ->12/94; ch.8CR000001->; RWD		GS-3141	A:33/B:30/D:53/L:93
2.0 E		85/115	07/92->01/96	CV Joint		F			*	45	engine ABK		GS-3154	A:33/B:30/D:53/L:93
				CV Joint			MT		*		+ ABS; ->12/94; ch.8CR000001->; RWD		GS-3175	B:33/D2:100/L:34
				Drive Shaft	L	F	MT			45	engine ABK		AW-4225	A:33/D:53/L:586/D2:100
2.0 E 16V		103/140	02/93->01/96	CV Joint		F		*	45	engine ACE		GS-3154	A:33/B:30/D:53/L:93	








	kw/HP		Type	L/R	F/R	AT/MT			ABS			Technical Specification		
2.0 E 16V quattro	103/140	12/92->07/95	CV Joint			MT	*		45	+ ABS; ch.8C-R-000001->; RWD	GS-3141	A:33/B:30/D:53/L:93		
			CV Joint	L; R	F	MT		*		07/94->	GS-3147	B:33/D2:100/L:32		
			CV Joint		F			*		45	->12/92; ->ch.8C-N-300 001; 01/93->; ch.8C-N-000 001->; Ø wheel 15 in; engine ACE	GS-3154	A:33/B:30/D:53/L:93	
			CV Joint		R				*		engine ACE	GS-3164	B:33/D2:100/L:32	
			CV Joint		R				*	45	engine ACE	GS-3167	A:38/B:25/D:59,5/L:95,5	
			CV Joint		F				*	45	->12/92; ->ch.8C-N-300 001; 01/93->; ch.8C-N-000 001->; Ø wheel 16 in; engine ACE	GS-3173	A:38/B:30/D:59,5/L:95	
			CV Joint			MT			*		+ ABS; ch.8C-R-000001->; RWD	GS-3175	B:33/D2:100/L:34	
			Drive Shaft	L	F					45	->ch.8C-N-140 000; engine ACE	AW-4225	A:33/D:53/L:586/D2:100	
2.3 E	98/133	07/92->01/96	CV Joint		F	MT		*		engine NG	GS-3109	B:28/D2:108/L:32		
			CV Joint		F			*	45	engine NG	GS-3154	A:33/B:30/D:53/L:93		
			CV Joint	L; R	F	MT			*		08/92->	GS-3147	B:33/D2:100/L:32	
			CV Joint		R			*	45	+ ABS; ->ch.8A-N-200 000; engine NG	GS-3151	A:33/B:30/D:53/L:82		
2.3 E quattro	98/133	09/91->11/94	CV Joint		F; R			*	45	- ABS; ->12/92; ->ch.8A-N-200 000; ->ch.8C-N-300 001; 01/93->; ch.8C-N-000 001->; Ø wheel 15 in; engine NG	GS-3154	A:33/B:30/D:53/L:93		
			CV Joint		R			*		ch.8C-N-000 001->; engine NG	GS-3164	B:33/D2:100/L:32		
			CV Joint		R			*	45	ch.8C-N-000 001->; engine NG	GS-3167	A:38/B:25/D:59,5/L:95,5		
			CV Joint		F			*	45	->12/92; ->ch.8C-N-300 001; 01/93->; ch.8C-N-000 001->; Ø wheel 16 in; engine NG	GS-3173	A:38/B:30/D:59,5/L:95		
			CV Joint			MT		*		+ ABS; ch.8C-R-000001->; RWD	GS-3175	B:33/D2:100/L:34		
			Drive Shaft	L	F				45	->ch.8C-N-140 000; engine NG	AW-4225	A:33/D:53/L:586/D2:100		
			2.6	110/150	07/92->01/96	CV Joint		F		*	45	engine ABC	GS-3169	A:38/B:27/D:59,5/L:103
						CV Joint			MT	*	45	+ ABS; ch.8C-R-000001->; ch.8CR000001->; RWD	GS-3141	A:33/B:30/D:53/L:93
CV Joint	L; R	F				MT		*			GS-3147	B:33/D2:100/L:32		
CV Joint		R						*		engine ABC	GS-3164	B:33/D2:100/L:32		
2.6 quattro	110/150	07/92->07/95	CV Joint		R		*	45	engine ABS	GS-3167	A:38/B:25/D:59,5/L:95,5			
			CV Joint		F		*	45	->07/94; 08/94->; Ø wheel 16 in; engine ABC	GS-3173	A:38/B:30/D:59,5/L:95			
			CV Joint			MT		*		ch.8CR000001->; RWD	GS-3175	B:33/D2:100/L:34		
			CV Joint		F			*	45	engine AAH	GS-3169	A:38/B:27/D:59,5/L:103		
2.8	128/174	09/91->01/96	CV Joint		R		*	45	engine AAH	GS-3109	B:28/D2:108/L:32			
			CV Joint			MT	*	45	+ ABS; ch.8C-R-000001->; ch.8CR000001->; RWD	GS-3141	A:33/B:30/D:53/L:93			
			CV Joint	L; R	F	MT		*			GS-3147	B:33/D2:100/L:32		
			CV Joint		R		*	45	engine AAH	GS-3167	A:38/B:25/D:59,5/L:95,5			
2.8 quattro	128/174	08/92->07/95	CV Joint		F		*	45	->07/94; 08/94->; Ø wheel 16 in; engine AAH	GS-3173	A:38/B:30/D:59,5/L:95			
			CV Joint			MT	*		ch.8CR000001->; RWD	GS-3175	B:33/D2:100/L:34			
			CV Joint		F; R		*		engine ADU	GS-3109	B:28/D2:108/L:32			
			CV Joint		R		*	45	engine ADU	GS-3167	A:38/B:25/D:59,5/L:95,5			
RS2 quattro (P1)	232/315	03/94->05/95	CV Joint		F		*	45	engine ADU	GS-3169	A:38/B:27/D:59,5/L:103			
			CV Joint		F; R		*		engine ABY	GS-3109	B:28/D2:108/L:32			
			CV Joint		R		*	45	engine ABY	GS-3167	A:38/B:25/D:59,5/L:95,5			
S2 quattro	169/230	02/93->07/95	CV Joint		F		*	45	engine ABY	GS-3169	A:38/B:27/D:59,5/L:103			
			CV Joint		F		*	45	engine ABY	GS-3169	A:38/B:27/D:59,5/L:103			
90 (81, 85, B2) 														
2.0	83/113	03/86->03/87	CV Joint	L; R	F	AT; MT		*	->ch.81-H-299000	GS-3147	B:33/D2:100/L:32			
2.0	85/115	10/84->03/87	CV Joint	L; R	F	AT; MT		*	->ch.81-H-299000	GS-3147	B:33/D2:100/L:32			
2.2	85/115	01/85->03/87	CV Joint	L; R	F	AT; MT		*		GS-3147	B:33/D2:100/L:32			
2.2	100/136	10/84->03/87	CV Joint		F	MT		*		GS-3109	B:28/D2:108/L:32			
			CV Joint		F		*	45	ch.89-H-300 001->	GS-3154	A:33/B:30/D:53/L:93			

	KW/HP		Type	L/R	F/R	AT/MT			ABS			Technical Specification	
2.2 E quattro	100/136	11/84->03/87	CV Joint		F		*		45	ch.89-H-300 001->	GS-3154	A:33/B:30/D:53/L:93	
			Drive Shaft	L	F				45	ch.89-H-300 001->	AW-4225	A:33/D:53/L:586/D2:100	
90 [89, 89Q, 8A, B3] 													
1.6 TD	59/80	04/87->09/91	CV Joint		F		*			engine SB	GS-3150	A:33/B:30/D:53/L:82	
2.0 20 V quattro	118/160	08/88->09/91	CV Joint		R		*		45	+ ABS; ch.89-H-300 001->	GS-3154	A:33/B:30/D:53/L:93	
2.2 E	100/136	04/87->07/91	CV Joint		F	MT	*				GS-3109	B:28/D2:108/L:32	
			CV Joint		F	MT	*		45	ch.89-J-373 599->	GS-3154	A:33/B:30/D:53/L:93	
			CV Joint				*					GS-3155	A:22/B:30/D:51/L:139
2.2 E quattro	100/136	04/87->09/91	CV Joint	L; R	F; R	MT	*			->ch.8A-L-360000	GS-3147	B:33/D2:100/L:32	
			CV Joint		R		*		45	ch.8A-L-360 001->	GS-3151	A:33/B:30/D:53/L:82	
			CV Joint		F; R		*		45	->ch.8A-L-360 000	GS-3154	A:33/B:30/D:53/L:93	
			CV Joint				*					GS-3155	A:22/B:30/D:51/L:139
			Drive Shaft	L	F				45	ch.89-H-300 001->	AW-4225	A:33/D:53/L:586/D2:100	
2.3 E	100/136	04/87->07/91	CV Joint		F	MT	*				GS-3109	B:28/D2:108/L:32	
			CV Joint		F	4AT; MT	*		45	ch.89-J-373 599->	GS-3154	A:33/B:30/D:53/L:93	
			CV Joint				*					GS-3155	A:22/B:30/D:51/L:139
2.3 E	98/133	04/87->09/91	CV Joint		F	MT	*				GS-3109	B:28/D2:108/L:32	
			CV Joint		F	4AT; MT	*		45	ch.89-J-373 599->	GS-3154	A:33/B:30/D:53/L:93	
2.3 E 20V	123/167	04/90->07/91	CV Joint		F	MT	*				GS-3109	B:28/D2:108/L:32	
			CV Joint		F		*		45			GS-3169	A:38/B:27/D:59,5/L:103
2.3 E 20V	125/170	08/88->07/91	CV Joint		F	MT	*				GS-3109	B:28/D2:108/L:32	
			CV Joint		F		*		45			GS-3169	A:38/B:27/D:59,5/L:103
2.3 E 20V quattro	123/167	04/90->09/91	CV Joint		R		*		45	ch.89-H-300 001->	GS-3154	A:33/B:30/D:53/L:93	
			CV Joint		F	5MT	*		45	+ ABS; ch.89-K-177 860->	GS-3173	A:38/B:30/D:59,5/L:95	
			CV Joint	L; R	F; R	MT	*					GS-3147	B:33/D2:100/L:32
2.3 E 20V quattro	125/170	06/88->09/91	CV Joint		R		*		45		GS-3154	A:33/B:30/D:53/L:93	
			CV Joint		F	5MT	*		45	+ ABS; ch.89-K-177 860->	GS-3173	A:38/B:30/D:59,5/L:95	
			CV Joint	L; R	F; R	MT	*					GS-3147	B:33/D2:100/L:32
			CV Joint		R		*		45	ch.8A-L-360 001->	GS-3151	A:33/B:30/D:53/L:82	
			CV Joint		F; R		*		45	->ch.8A-L-360 000	GS-3154	A:33/B:30/D:53/L:93	
2.3 E quattro	100/136	04/87->07/91	CV Joint				*				GS-3155	A:22/B:30/D:51/L:139	
			Drive Shaft	L	F				45	ch.89-H-300 001->	AW-4225	A:33/D:53/L:586/D2:100	
			CV Joint	L; R	F	MT	*					GS-3147	B:33/D2:100/L:32
			CV Joint		R		*		45	ch.8A-L-360 001->	GS-3151	A:33/B:30/D:53/L:82	
			CV Joint		F; R		*		45	->ch.8A-L-360 000	GS-3154	A:33/B:30/D:53/L:93	
2.3 E quattro	98/133	04/87->09/91	CV Joint				*				GS-3154	A:33/B:30/D:53/L:93	
			CV Joint		F; R		*		45	->ch.8A-L-360 000	GS-3154	A:33/B:30/D:53/L:93	
			Drive Shaft	L	F				45	ch.89-H-300 001->	AW-4225	A:33/D:53/L:586/D2:100	
			CV Joint	L; R	F	MT	*					GS-3147	B:33/D2:100/L:32
A1 [8X1, 8XK, 8XF] 													
1.2 TFSI	63/86	05/10->	CV Joint		F		*				GS-3788	A:36/B:30/D:50,75/L:113,5	
1.4 TFSI	90/122	05/10->	CV Joint		F		*				GS-3788	A:36/B:30/D:50,75/L:113,5	
1.6 TDI	66/90	03/11->	CV Joint		F		*				GS-3788	A:36/B:30/D:50,75/L:113,5	
1.6 TDI	77/105	05/10->	CV Joint		F		*				GS-3788	A:36/B:30/D:50,75/L:113,5	
A1 Sportback [8XA, 8XF, 8XK] 													
1.2 TFSI	63/86	01/12->	CV Joint		F		*				GS-3788	A:36/B:30/D:50,75/L:113,5	
1.4 TFSI	90/122	11/11->	CV Joint		F		*				GS-3788	A:36/B:30/D:50,75/L:113,5	
1.6 TDI	66/90	11/11->	CV Joint		F		*				GS-3788	A:36/B:30/D:50,75/L:113,5	

			Type	L/R	F/R	AT/MT			ABS			Technical Specification
1.6 TDI	77/105	11/11->	CV Joint		F		*				GS-3788	A:36/B:30/D:50,75/L:113,5
A2 [8Z0] 												
1.2 TDI	45/61	03/01->08/05	CV Joint				*				GS-3742	A:20/B:26/D:43/L:101
1.4	55/75	02/00->08/05	CV Joint		F		*		engine AUA; engine BBY		GS-3789	A:36/B:30/D:50,7/L:106
1.4 TDI	55/75	02/00->08/05	CV Joint		F		*				GS-3788	A:36/B:30/D:50,75/L:113,5
1.4 TDI	66/90	11/03->08/05	CV Joint		F		*		engine ATL		GS-3788	A:36/B:30/D:50,75/L:113,5
1.6 FSI	81/110	05/02->08/05	CV Joint		F		*		engine BAD		GS-3788	A:36/B:30/D:50,75/L:113,5
A3 [8L1] 												
1.6	75/102	08/00->05/03	CV Joint	L; R	F		*				GS-3138	B:33/D2:94/L:32
			CV Joint		F	AT	*		engine AVU		GS-3185	A:36/B:30/D:53,2/L:138,5
			CV Joint		F	MT	*		engine AVU; engine BFQ		GS-3642	A:36/B:30/D:53/L:129,5
			Drive Shaft	L	F	MT			engine AVU; engine BFQ		AW-4571	A:36/D:53/L:555
1.6	74/101	09/96->05/03	CV Joint	L; R	F		*				GS-3138	B:33/D2:94/L:32
			CV Joint	R	F	MT	*		engine AEH; engine AKL; engine APF		GS-3178	B:33/D2:92/L:32
			CV Joint		F	AT	*		engine AEH; engine AKL; engine APF		GS-3185	A:36/B:30/D:53,2/L:138,5
			CV Joint		F	MT	*		engine AEH; engine AKL; engine APF		GS-3642	A:36/B:30/D:53/L:129,5
1.8	92/125	09/96->05/03	Drive Shaft	L	F	MT			engine AEH; engine AKL; engine APF		AW-4571	A:36/D:53/L:555
			CV Joint	L; R	F	MT	*				GS-3170	B:33/L:34
			CV Joint			AT; MT	*				GS-3182	B:33/D2:100/L:34
			CV Joint		F		*		engine AGN; engine APG		GS-3185	A:36/B:30/D:53,2/L:138,5
1.8 T	110/150	12/96->05/03	CV Joint	L; R	F	MT	*				GS-3170	B:33/L:34
			CV Joint			AT; MT	*				GS-3182	B:33/D2:100/L:34
			CV Joint		F		*		engine AGU; engine AQA; engine ARZ; engine AUM		GS-3185	A:36/B:30/D:53,2/L:138,5
			CV Joint		F	MT	*		engine ARY; engine AUQ		GS-3185	A:36/B:30/D:53,2/L:138,5
1.8 T quattro	132/180	12/98->05/03	CV Joint		F	MT	*		engine ARY; engine AUQ		GS-3185	A:36/B:30/D:53,2/L:138,5
			CV Joint		R		*		engine AJQ; engine ARY		GS-3642	A:36/B:30/D:53/L:129,5
			CV Joint		R		*		engine AJQ; engine ARY		GS-3935	A:36/B:30/D:59,5/L:95,5
			CV Joint				*				GS-3182	B:33/D2:100/L:34
1.8 T quattro	110/150	12/96->05/03	CV Joint		F		*				GS-3185	A:36/B:30/D:53,2/L:138,5
			CV Joint		R		*		engine AGU; engine AQA; engine ARX		GS-3642	A:36/B:30/D:53/L:129,5
			CV Joint		F		*		engine ASZ		GS-3728	A:36/B:27/D:53/L:142,5
			Drive Shaft	L	F	MT			engine ASZ		AW-4671	A:36/D:53/L:520/D2:108
1.9 TDI	96/130	08/00->05/03	CV Joint	L; R	F	MT	*				GS-3170	B:33/L:34
			CV Joint			AT; MT	*				GS-3182	B:33/D2:100/L:34
			CV Joint		F		*		engine AHF; engine ASV		GS-3185	A:36/B:30/D:53,2/L:138,5
			Drive Shaft	L	F	MT			engine AHF; engine ASV		AW-4263	A:36/D:53,2/L:557/D2:100
1.9 TDI	81/110	08/97->07/01	Drive Shaft	R	F	MT			engine AHF; engine ASV		AW-4572	A:36/D:53,2/L:822/D2:100
			CV Joint	L; R	F	MT	*				GS-3170	B:33/L:34
			CV Joint			AT; MT	*				GS-3182	B:33/D2:100/L:34
			CV Joint		F		*		engine AGR; engine ALH		GS-3185	A:36/B:30/D:53,2/L:138,5
1.9 TDI	66/90	09/96->07/01	Drive Shaft	L	F	MT			engine AGR; engine ALH		AW-4263	A:36/D:53,2/L:557/D2:100
			Drive Shaft	R	F	MT			engine AGR; engine ALH		AW-4572	A:36/D:53,2/L:822/D2:100
			CV Joint		F	MT	*		engine ATD; engine AXR		GS-3185	A:36/B:30/D:53,2/L:138,5
			CV Joint		F	AT	*		engine ATD		GS-3728	A:36/B:27/D:53/L:142,5
1.9 TDI	74/100	10/00->05/03	Drive Shaft	L	F	MT			+ headlamp levelling [auto.]; ->ch.8L-2-028 225; engine ATD		AW-4263	A:36/D:53,2/L:557/D2:100
			Drive Shaft	R	F	MT			engine ATD; engine AXR		AW-4572	A:36/D:53,2/L:822/D2:100

	kw/HP		Type	L/R	F/R	AT/MT			ABS			Technical Specification	
1.9 TDI quattro	96/130	08/00->05/03	CV Joint		R				*	engine ASZ	GS-3642	A:36/B:30/D:53/L:129,5	
			CV Joint		F				*	engine ASZ	GS-3728	A:36/B:27/D:53/L:142,5	
			Drive Shaft	L	F						engine ASZ	AW-4671	A:36/D:53/L:520/D2:108
S3 quattro	154/210	03/99->04/02	CV Joint		R				*	engine AMK; engine APY; engine AUL	GS-3642	A:36/B:30/D:53/L:129,5	
			CV Joint		F				*	->ch.8L-11002 000; ->ch.8L-1-114 000; engine AMK; engine APY; engine AUL	GS-3728	A:36/B:27/D:53/L:142,5	
			Drive Shaft	L	F						->ch.8L-11002 000; ->ch.8L-1-114 000; engine AMK; engine APY; engine AUL	AW-4671	A:36/D:53/L:520/D2:108
S3 quattro	165/224	10/01->05/03	CV Joint		R			*	engine BAM	GS-3642	A:36/B:30/D:53/L:129,5		
A3 [8P1] 													
1.4 TFSI	92/125	09/07->08/12	CV Joint		F/R				*		GS-3941	A:36/B:27/D:59,5/L:106	
1.6	75/102	05/03->08/12	CV Joint						*		GS-3934	A:26/B:32/D:31/L:153,5	
			CV Joint		F				*	engine BGU	GS-3935	A:36/B:30/D:59,5/L:95,5	
			Drive Shaft	L	F	6AT					engine BGU; engine B5E; engine B5F	AW-4831	A:36/B:26/D:59,5/L:587,5
			Drive Shaft	R	F	6AT						AW-4832	A:36/B:26/D:59,5/L:884
1.6 FSI	85/115	08/03->09/07	CV Joint		F			*	ch.8P-5A000 001->; engine BGU; with steel rim	AW-4833	A:36/D:59,5/L:799/D2:100		
1.6 TDI	66/90	05/09->08/12	CV Joint		F			*	engine BAG; engine BLP	GS-3935	A:36/B:30/D:59,5/L:95,5		
1.6 TDI	77/105	05/09->08/12	CV Joint		F			*	engine BLS; engine BXE	GS-3941	A:36/B:27/D:59,5/L:106		
1.8 TFSI	118/160	11/06->08/12	CV Joint		F			*	01/07->	GS-3941	A:36/B:27/D:59,5/L:106		
1.8 TFSI quattro	118/160	07/08->08/12	CV Joint		F			*	->ch.8P9A059200	GS-3941	A:36/B:27/D:59,5/L:106		
1.9 TDI	77/105	05/03->05/10	CV Joint		F			*	engine BKC	GS-3935	A:36/B:30/D:59,5/L:95,5		
			CV Joint		F			*	06/03->; engine BLS; engine BXE	GS-3941	A:36/B:27/D:59,5/L:106		
2.0 FSI	110/150	05/03->06/08	CV Joint						*		GS-3934	A:26/B:32/D:31/L:153,5	
			CV Joint		F				*	engine AXW; engine BLR; engine BLX; engine BLY; engine BMB; engine BVY; engine BVZ	GS-3935	A:36/B:30/D:59,5/L:95,5	
			Drive Shaft	L	F	AT					engine AXW; engine BLR; engine BLX; engine BLY; engine BMB; engine BVY; engine BVZ	AW-4831	A:36/B:26/D:59,5/L:587,5
			Drive Shaft	R	F	6AT						AW-4832	A:36/B:26/D:59,5/L:884
2.0 TDI	125/170	03/06->08/12	CV Joint		F				*	engine BMN	GS-3941	A:36/B:27/D:59,5/L:106	
			CV Joint						*		GS-3957	B:34/L:85	
			CV Joint		F	MT				*		GS-4011	A:36/B:27/D:59,5/L:105
2.0 TDI	100/136	05/03->08/12	CV Joint		F			*	engine AZV	GS-3941	A:36/B:27/D:59,5/L:106		
2.0 TDI	103/140	06/05->06/08	CV Joint		F			*	engine BMM	GS-3941	A:36/B:27/D:59,5/L:106		
2.0 TDI	120/163	06/06->06/08	CV Joint		F			*		GS-4011	A:36/B:27/D:59,5/L:105		
2.0 TDI 16V	103/140	05/03->08/12	CV Joint		F				*	engine BKD	GS-3941	A:36/B:27/D:59,5/L:106	
			CV Joint		F	MT			*	->ch.8P8A112000; Driving school vehic	GS-4011	A:36/B:27/D:59,5/L:105	
2.0 TDI 16V quattro	103/140	08/04->08/12	CV Joint		R				*	engine BKD	GS-3935	A:36/B:30/D:59,5/L:95,5	
			CV Joint		F	MT			*	engine BKD	GS-3941	A:36/B:27/D:59,5/L:106	
2.0 TDI quattro	103/140	01/06->06/08	CV Joint		R				*	->05/07; ->ch.8P7250000	GS-3935	A:36/B:30/D:59,5/L:95,5	
			CV Joint		F				*	->05/07	GS-3941	A:36/B:27/D:59,5/L:106	
2.0 TDI quattro	125/170	03/06->08/12	CV Joint		R				*	->05/07; engine BMN	GS-3935	A:36/B:30/D:59,5/L:95,5	
			CV Joint		F	MT			*	engine BMN	GS-3941	A:36/B:27/D:59,5/L:106	
			CV Joint							*		GS-3957	B:34/L:85
2.0 TDI quattro	100/136	05/03->06/08	CV Joint		R				*	->12/03; engine AZV	GS-3642	A:36/B:30/D:53/L:129,5	
			CV Joint		R				*	01/04->; engine AZV	GS-3935	A:36/B:30/D:59,5/L:95,5	
			CV Joint		F	MT				*	engine AZV	GS-3941	A:36/B:27/D:59,5/L:106
2.0 TFSI	147/200	09/04->08/12	CV Joint		F			*	engine AXX	GS-3941	A:36/B:27/D:59,5/L:106		

		Type	L/R	F/R	AT/MT					Technical Specification	
2.0 TFSI quattro	147/200	09/04->08/12	CV Joint	R		*		engine AXX	GS-3935	A:36/B:30/D:59,5/L:95,5	
			CV Joint	F		*		engine AXX	GS-3941	A:36/B:27/D:59,5/L:106	
3.2 V6 quattro	184/250	07/03->05/09	CV Joint	R		*		engine BDB; engine BMJ	GS-3935	A:36/B:30/D:59,5/L:95,5	
			CV Joint	F		*		engine BDB; engine BMJ	GS-3941	A:36/B:27/D:59,5/L:106	
S3 quattro	188/256	02/07->08/12	CV Joint	R		*		->05/07	GS-3935	A:36/B:30/D:59,5/L:95,5	
			CV Joint	F		*			GS-3941	A:36/B:27/D:59,5/L:106	
S3 quattro	195/265	11/06->08/12	CV Joint	R		*		->05/07	GS-3935	A:36/B:30/D:59,5/L:95,5	
			CV Joint	F		*			GS-3941	A:36/B:27/D:59,5/L:106	
A3 Convertible (8P7) 											
1.2 TFSI	77/105	03/10->05/13	CV Joint	F	5MT	*		FWD	GS-3935	A:36/B:30/D:59,5/L:95,5	
1.6	75/102	09/08->05/10	CV Joint	F		*			GS-3935	A:36/B:30/D:59,5/L:95,5	
1.6 TDI	77/105	05/09->05/13	CV Joint	F		*			GS-3935	A:36/B:30/D:59,5/L:95,5	
1.8 TFSI	118/160	04/08->05/13	CV Joint	F		*		engine BZB	GS-3941	A:36/B:27/D:59,5/L:106	
1.9 TDI	77/105	04/08->10/09	CV Joint	F		*			GS-3935	A:36/B:30/D:59,5/L:95,5	
2.0 TDI	103/140	04/08->05/13	CV Joint	F		*			GS-3941	A:36/B:27/D:59,5/L:106	
			CV Joint				*			GS-3957	B:34/L:85
2.0 TFSI	147/200	04/08->05/13	CV Joint	F		*			GS-3941	A:36/B:27/D:59,5/L:106	
A3 Sportback (8PA) 											
1.4 TFSI	92/125	09/07->03/13	CV Joint	F	6MT	*		->11/09	GS-3935	A:36/B:30/D:59,5/L:95,5	
			CV Joint	F		*		->05/11; engine CAXC; engine CMSA	GS-3941	A:36/B:27/D:59,5/L:106	
1.6	75/102	09/04->03/13	CV Joint				*		GS-3934	A:26/B:32/D:31/L:153,5	
			CV Joint	F		*		engine BGU	GS-3935	A:36/B:30/D:59,5/L:95,5	
			Drive Shaft	L	F	6AT			engine BGU; engine BSE; engine BSF	AW-4831	A:36/B:26/D:59,5/L:587,5
			Drive Shaft	R	F	6AT				AW-4832	A:36/B:26/D:59,5/L:884
1.6 FSI	85/115	09/04->09/07	CV Joint	F		*		engine BLP	GS-3935	A:36/B:30/D:59,5/L:95,5	
			CV Joint	F		*			GS-3935	A:36/B:30/D:59,5/L:95,5	
1.6 TDI	66/90	05/09->03/13	CV Joint	F		*			GS-3935	A:36/B:30/D:59,5/L:95,5	
1.6 TDI	77/105	05/09->03/13	CV Joint	F	MT	*			GS-3935	A:36/B:30/D:59,5/L:95,5	
			CV Joint	F		*		->11/10; 11/09->; engine CAYC	GS-3941	A:36/B:27/D:59,5/L:106	
1.8 TFSI	118/160	11/06->03/13	CV Joint	F	6AT; 6MT	*		->03/12; ->11/08; 03/11->; engine BYT; engine BZB; engine CDA	GS-3941	A:36/B:27/D:59,5/L:106	
1.8 TFSI quattro	118/160	07/08->03/13	CV Joint	F		*		->11/09; ->ch.8P9A059200	GS-3941	A:36/B:27/D:59,5/L:106	
			CV Joint	F		*		engine BKC	GS-3935	A:36/B:30/D:59,5/L:95,5	
1.9 TDI	77/105	09/04->05/10	CV Joint	F		*		trans.type BLS; trans.type BXE	GS-3941	A:36/B:27/D:59,5/L:106	
			CV Joint				*		GS-3934	A:26/B:32/D:31/L:153,5	
2.0 FSI	110/150	09/04->06/08	CV Joint	F		*		engine BLR; engine BLX; engine BLY; engine BMB; engine BVY; engine BVZ	GS-3935	A:36/B:30/D:59,5/L:95,5	
			Drive Shaft	L	F	AT		engine BLR; engine BLX; engine BLY; engine BMB; engine BVY; engine BVZ	AW-4831	A:36/B:26/D:59,5/L:587,5	
			Drive Shaft	R	F	6AT			AW-4832	A:36/B:26/D:59,5/L:884	
2.0 TDI	125/170	03/06->03/13	CV Joint	F		*		engine BMN	GS-3941	A:36/B:27/D:59,5/L:106	
			CV Joint	F	MT	*			GS-4011	A:36/B:27/D:59,5/L:105	
2.0 TDI	103/140	06/05->06/08	CV Joint	F		*			GS-3941	A:36/B:27/D:59,5/L:106	
2.0 TDI	120/163	06/06->06/08	CV Joint	F	MT	*			GS-4011	A:36/B:27/D:59,5/L:105	
2.0 TDI 16V	103/140	09/04->03/13	CV Joint	F		*		engine BKD	GS-3941	A:36/B:27/D:59,5/L:106	
			CV Joint	F	MT; SA	*		->ch.8P8A112000; ->ch.8P8A112100; Driving school vehic	GS-4011	A:36/B:27/D:59,5/L:105	

	kW/HP		Type	L/R	F/R	AT/MT			ABS			Technical Specification	
2.0 TDI 16V quattro	103/140	11/05->03/13	CV Joint		R			*	engine BKD		GS-3935	A:36/B:30/D:59,5/L:95,5	
			CV Joint		F	MT		*	engine BKD		GS-3941	A:36/B:27/D:59,5/L:106	
2.0 TDI quattro	103/140	01/06->06/08	CV Joint		F			*	06/07->		GS-3941	A:36/B:27/D:59,5/L:106	
			CV Joint		R			*	engine BMN		GS-3935	A:36/B:30/D:59,5/L:95,5	
			CV Joint		F	MT		*	engine BMN		GS-3941	A:36/B:27/D:59,5/L:106	
2.0 TDI quattro	125/170	03/06->03/13	CV Joint					*			GS-3957	B:34/L:85	
			CV Joint		F			*	engine AXX		GS-3941	A:36/B:27/D:59,5/L:106	
			CV Joint		R			*	engine AXX		GS-3935	A:36/B:30/D:59,5/L:95,5	
2.0 TFSI	147/200	09/04->03/13	CV Joint		F			*	engine AXX		GS-3941	A:36/B:27/D:59,5/L:106	
			CV Joint		R			*	engine AXX		GS-3935	A:36/B:30/D:59,5/L:95,5	
2.0 TFSI quattro	147/200	09/04->03/13	CV Joint		F			*	engine AXX		GS-3941	A:36/B:27/D:59,5/L:106	
			CV Joint		R			*	engine BMJ		GS-3935	A:36/B:30/D:59,5/L:95,5	
3.2 V6 quattro	184/250	09/04->05/09	CV Joint		F			*	engine BMJ		GS-3941	A:36/B:27/D:59,5/L:106	
			CV Joint		R			*	engine BMJ		GS-3935	A:36/B:30/D:59,5/L:95,5	
RS3 quattro	250/340	01/11->12/12	CV Joint		R			*			GS-3935	A:36/B:30/D:59,5/L:95,5	
S3 quattro	195/265	06/08->03/13	CV Joint		F			*			GS-3941	A:36/B:27/D:59,5/L:106	
S3 quattro	188/256	07/08->03/13	CV Joint		F			*			GS-3941	A:36/B:27/D:59,5/L:106	
A4 (8D2, B5) 													
1.6	75/102	07/00->11/00	CV Joint		F	MT		*	engine ALZ		GS-3164	B:33/D2:100/L:32	
			CV Joint		F			*	45 engine ALZ		GS-3572	A:33/B:30/D:53/L:92	
			CV Joint					*	45			GS-3667	A:33/B:30/D:53/L:92
			Drive Shaft	L	F	MT			45	engine ALZ		AW-4490	A:33/D:53/L:614/D2:100
			Drive Shaft	R	F	MT			45	engine ALZ		AW-4493	A:33/D:53/L:636/D2:100
1.6	74/100	11/94->10/00	CV Joint		F	MT		*	engine ADP; engine AHL; engine ANA; engine ARM		GS-3164	B:33/D2:100/L:32	
			CV Joint		F			*	45 engine ADP; engine AHL; engine ANA; engine ARM		GS-3572	A:33/B:30/D:53/L:92	
			Drive Shaft	L	F	MT			45	engine ADP; engine AHL; engine ANA; engine ARM		AW-4490	A:33/D:53/L:614/D2:100
			Drive Shaft	R	F	MT			45	engine ADP; engine AHL; engine ANA; engine ARM		AW-4493	A:33/D:53/L:636/D2:100
1.8	92/125	01/95->11/00	CV Joint		F	MT		*	engine ADR; engine APT; engine ARG; engine AVV		GS-3109	B:28/D2:108/L:32	
			CV Joint		F			*	45 engine ADR; engine APT; engine ARG; engine AVV		GS-3572	A:33/B:30/D:53/L:92	
			CV Joint		F	AT		*	45			GS-3667	A:33/B:30/D:53/L:92
			Drive Shaft	R	F	MT			45	engine ADR; engine APT; engine ARG; engine AVV		AW-4494	A:33/D:53/L:634/D2:108
			Drive Shaft	L	F	MT			45	engine ADR; engine APT; engine ARG; engine AVV		AW-4495	A:33/D:53/L:614/D2:108
1.8	85/115	04/95->11/00	CV Joint		F	MT		*	engine AFY		GS-3109	B:28/D2:108/L:32	
			CV Joint		F			*	45 engine AFY		GS-3572	A:33/B:30/D:53/L:92	
			Drive Shaft	R	F	MT			45	engine AFY		AW-4494	A:33/D:53/L:634/D2:108
			Drive Shaft	L	F	MT			45	engine AFY		AW-4495	A:33/D:53/L:614/D2:108
1.8 quattro	92/125	01/95->11/00	CV Joint			MT		*	45 + ABS; RWD		GS-3141	A:33/B:30/D:53/L:93	
			CV Joint		R			*	45 engine ADR; engine APT; engine ARG		GS-3154	A:33/B:30/D:53/L:93	
			CV Joint	L; R	R	MT		*				GS-3170	B:33/L:34
			CV Joint			MT		*	RWD			GS-3175	B:33/D2:100/L:34
			CV Joint		F			*	45 engine ADR; engine APT; engine ARG		GS-3572	A:33/B:30/D:53/L:92	
			CV Joint		F	AT		*	45			GS-3667	A:33/B:30/D:53/L:92
			Drive Shaft	L	F				45	engine ADR; engine APT; engine ARG		AW-4490	A:33/D:53/L:614/D2:100
Drive Shaft	R	F				45	engine ADR; engine APT; engine ARG		AW-4493	A:33/D:53/L:636/D2:100			



KW/HP



Type

L/R

F/R

AT/MT

















ABS










Technical Specification

1.8 quattro	85/115	07/95->11/00	CV Joint			MT	*	45	+ ABS; RWD	GS-3141	A:33/B:30/D:53/L:93		
			CV Joint		R			*	45	engine AFY	GS-3154	A:33/B:30/D:53/L:93	
			CV Joint		F				*		engine AFY	GS-3164	B:33/D2:100/L:32
			CV Joint	L; R	R		MT		*			GS-3170	B:33/L:34
			CV Joint				MT		*		RWD	GS-3175	B:33/D2:100/L:34
			CV Joint		F				*	45	engine AFY	GS-3572	A:33/B:30/D:53/L:92
			Drive Shaft	L	F					45	engine AFY	AW-4490	A:33/D:53/L:614/D2:100
			Drive Shaft	R	F					45	engine AFY	AW-4493	A:33/D:53/L:636/D2:100
			CV Joint		F		MT		*		engine AEB; engine ANB; engine APU; engine ARK; engine AWT	GS-3109	B:28/D2:108/L:32
			CV Joint		F				*	45	engine AEB; engine ANB; engine APU; engine ARK; engine AWT	GS-3572	A:33/B:30/D:53/L:92
1.8 T	110/150	01/95->11/00	Drive Shaft	R	F	MT		45	engine AEB; engine ANB; engine APU; engine ARK; engine AWT	AW-4494	A:33/D:53/L:634/D2:108		
			Drive Shaft	L	F	MT		45	engine AEB; engine ANB; engine APU; engine ARK; engine AWT	AW-4495	A:33/D:53/L:614/D2:108		
			CV Joint		F		MT		*	45	engine AJL	GS-3399	A:38/B:27/D:59,5/L:97,5
1.8 T	132/180	12/97->11/00	CV Joint		F		AT	*	45	engine AJL	GS-3572	A:33/B:30/D:53/L:92	
			CV Joint				MT		*	45	+ ABS; RWD	GS-3141	A:33/B:30/D:53/L:93
1.8 T quattro	110/150	01/95->11/00	CV Joint		R			*	45	engine AEB; engine ANB; engine APU; engine ARK; engine AWT	GS-3154	A:33/B:30/D:53/L:93	
			CV Joint		F		MT		*		engine ANB; engine APU; engine ARK; engine AWT	GS-3164	B:33/D2:100/L:32
			CV Joint	L; R	R		MT		*			GS-3170	B:33/L:34
			CV Joint				MT		*		RWD	GS-3175	B:33/D2:100/L:34
			CV Joint		F				*	45		GS-3572	A:33/B:30/D:53/L:92
			Drive Shaft	L	F		MT			45	engine ANB; engine APU; engine ARK; engine AWT	AW-4490	A:33/D:53/L:614/D2:100
			Drive Shaft	R	F		MT			45	engine ANB; engine APU; engine ARK; engine AWT	AW-4493	A:33/D:53/L:636/D2:100
			CV Joint		R				*	45	engine AJL	GS-3154	A:33/B:30/D:53/L:93
			CV Joint		F				*		engine AJL	GS-3164	B:33/D2:100/L:32
			CV Joint		F				*	45	engine AJL	GS-3573	A:38/B:30/D:59,5/L:93,5
1.9 TDI	66/90	01/95->11/00	CV Joint		F			*	45	engine 1Z; engine AHH; engine AHU	GS-3572	A:33/B:30/D:53/L:92	
			Drive Shaft	R	F		MT		45	engine 1Z; engine AHH; engine AHU	AW-4500	A:33/D:53/L:622/D2:88	
			Drive Shaft	L	F		MT		45	engine 1Z; engine AHH; engine AHU	AW-4501	A:33/D:53/L:602/D2:90	
1.9 TDI	85/116	03/00->11/00	CV Joint					*	45		GS-3667	A:33/B:30/D:53/L:92	
			CV Joint		F				*	45	engine AJM	GS-3743	A:33/B:27/D:53/L:93
			CV Joint	L; R	F				*		trans.type MT	GS-4046	B:34/D2:88/L:59,5
1.9 TDI	81/110	10/95->11/00	CV Joint		F			*	45	engine AFN; engine AVG	GS-3572	A:33/B:30/D:53/L:92	
			Drive Shaft	R	F		MT		45	engine AFN; engine AVG	AW-4500	A:33/D:53/L:622/D2:88	
			Drive Shaft	L	F		MT		45	engine AFN; engine AVG	AW-4501	A:33/D:53/L:602/D2:90	
1.9 TDI	55/75	12/95->11/00	CV Joint		F			*	45	engine AFF	GS-3572	A:33/B:30/D:53/L:92	
			Drive Shaft	R	F			45	engine AFF	AW-4500	A:33/D:53/L:622/D2:88		
			Drive Shaft	L	F			45	engine AFF	AW-4501	A:33/D:53/L:602/D2:90		
1.9 TDI quattro	85/116	03/00->11/00	CV Joint		R			*	45	engine AJM; engine ATJ	GS-3154	A:33/B:30/D:53/L:93	
			CV Joint		F		MT		*	45	engine ABC	GS-3399	A:38/B:27/D:59,5/L:97,5
			CV Joint		F				*	45	engine AJM	GS-3572	A:33/B:30/D:53/L:92
			Drive Shaft	R	F				45	engine AJM	AW-4500	A:33/D:53/L:622/D2:88	
			Drive Shaft	L	F				45	engine AJM	AW-4501	A:33/D:53/L:602/D2:90	
			CV Joint		R				*	45	engine AFN; engine AVG	GS-3154	A:33/B:30/D:53/L:93
1.9 TDI quattro	81/110	09/96->11/00	CV Joint		F			*	45	engine AFN; engine AVG	GS-3572	A:33/B:30/D:53/L:92	
			CV Joint					*	45		GS-3667	A:33/B:30/D:53/L:92	
			Drive Shaft	R	F				45	engine AFN; engine AVG	AW-4500	A:33/D:53/L:622/D2:88	
			Drive Shaft	L	F				45	engine AFN; engine AVG	AW-4501	A:33/D:53/L:602/D2:90	

				Type	L/R	F/R	AT/MT			ABS			Technical Specification		
2.4		121/165	03/97->11/00	CV Joint		F		*		45	engine AGA; engine ALF; engine AML; engine APS; engine ARJ	GS-3399	A:38/B:27/D:59,5/L:97,5		
				Drive Shaft	L	F	MT			45	engine AGA; engine ALF; engine AML; engine APS; engine ARJ	AW-4496	A:38/D:59,5/L:603/D2:88		
				Drive Shaft	R	F	MT			45	engine AGA; engine ALF; engine AML; engine APS; engine ARJ	AW-4497	A:38/D:59,5/L:624/D2:90		
2.4		120/163	08/97->11/00	CV Joint		F		*		45	engine AJG; engine AMM; engine APZ	GS-3399	A:38/B:27/D:59,5/L:97,5		
				Drive Shaft	L	F	MT			45	engine AJG; engine AMM; engine APZ	AW-4496	A:38/D:59,5/L:603/D2:88		
				Drive Shaft	R	F	MT			45	engine AJG; engine AMM; engine APZ	AW-4497	A:38/D:59,5/L:624/D2:90		
2.4 quattro		121/165	03/97->11/00	CV Joint		R		*		45	engine AGA; engine ALF; engine AML; engine APS; engine ARJ	GS-3154	A:33/B:30/D:53/L:93		
				CV Joint		F	MT		*			45	engine APZ	GS-3164	B:33/D2:100/L:32
				CV Joint		F			*		45		GS-3573	A:38/B:30/D:59,5/L:93,5	
2.4 quattro		120/163	08/97->11/00	CV Joint		R		*		45	engine APZ	GS-3154	A:33/B:30/D:53/L:93		
				CV Joint		F	MT		*			45		GS-3164	B:33/D2:100/L:32
				CV Joint		F			*		45		GS-3573	A:38/B:30/D:59,5/L:93,5	
2.5 TDI		110/150	09/97->11/00	CV Joint		F		*		45	engine AFB; engine AKN	GS-3399	A:38/B:27/D:59,5/L:97,5		
				Drive Shaft	L	F	MT			45	engine AFB; engine AKN	AW-4496	A:38/D:59,5/L:603/D2:88		
				Drive Shaft	R	F	MT			45	engine AFB; engine AKN	AW-4497	A:38/D:59,5/L:624/D2:90		
2.5 TDI quattro		110/150	09/97->11/00	CV Joint		R		*		45	engine AFB; engine AKN	GS-3154	A:33/B:30/D:53/L:93		
				CV Joint		F	MT		*			45	engine AFB; engine AKN	GS-3399	A:38/B:27/D:59,5/L:97,5
				CV Joint		F	AT		*		45	engine AFB; engine AKN	GS-3573	A:38/B:30/D:59,5/L:93,5	
2.5 TDI quattro		110/150	09/97->11/00	Drive Shaft	L	F	MT			45	engine AFB; engine AKN	AW-4496	A:38/D:59,5/L:603/D2:88		
				Drive Shaft	R	F	MT			45	engine AFB; engine AKN	AW-4497	A:38/D:59,5/L:624/D2:90		
				CV Joint		F	MT		*		45	engine ABC	GS-3399	A:38/B:27/D:59,5/L:97,5	
2.6		110/150	01/95->11/00	CV Joint		F	AT		*	45	engine ABC	GS-3573	A:38/B:30/D:59,5/L:93,5		
				Drive Shaft	L	F	MT			45	engine ABC	AW-4496	A:38/D:59,5/L:603/D2:88		
				Drive Shaft	R	F	MT			45	engine ABC	AW-4497	A:38/D:59,5/L:624/D2:90		
2.6 quattro		110/150	01/95->11/00	CV Joint			MT		*	45	+ ABS; RWD	GS-3141	A:33/B:30/D:53/L:93		
				CV Joint		R			*		45	engine ABC	GS-3154	A:33/B:30/D:53/L:93	
				CV Joint		F			*			45		GS-3164	B:33/D2:100/L:32
2.6 quattro		110/150	01/95->11/00	CV Joint	L; R	R	MT		*		--07/98	GS-3170	B:33/L:34		
				CV Joint			MT		*			45	RWD	GS-3175	B:33/D2:100/L:34
				CV Joint		F			*		45		GS-3573	A:38/B:30/D:59,5/L:93,5	
2.8		128/174	09/95->07/97	CV Joint		F		*		45	engine AAH	GS-3399	A:38/B:27/D:59,5/L:97,5		
				Drive Shaft	L	F	MT			45	engine AAH	AW-4496	A:38/D:59,5/L:603/D2:88		
				Drive Shaft	R	F	MT			45	engine AAH	AW-4497	A:38/D:59,5/L:624/D2:90		
2.8		128/174	09/95->07/97	Drive Shaft	L	F				45	trans.type AT	AW-4498	A:38/D:59,5/L:527/D2:90		
				Drive Shaft	R	F	AT			45	--ch.8D-T-260000	AW-4499	A:38/D:59,5/L:502/D2:88		
				CV Joint		F			*		45	engine ACK; engine ALG; engine APR; engine AQD	GS-3399	A:38/B:27/D:59,5/L:97,5	
2.8		142/193	10/96->11/00	Drive Shaft	L	F	MT			45	engine ACK; engine ALG; engine APR; engine AQD	AW-4496	A:38/D:59,5/L:603/D2:88		
				Drive Shaft	R	F	MT			45	engine ACK; engine ALG; engine APR; engine AQD	AW-4497	A:38/D:59,5/L:624/D2:90		
				Drive Shaft	L	F				45		AW-4498	A:38/D:59,5/L:527/D2:90		
2.8 quattro		128/174	01/95->07/97	Drive Shaft	R	F	AT			45	--ch.8D-T-260000	AW-4499	A:38/D:59,5/L:502/D2:88		
				CV Joint			MT		*		45	+ ABS; RWD	GS-3141	A:33/B:30/D:53/L:93	
				CV Joint		R			*		45	engine AAH	GS-3154	A:33/B:30/D:53/L:93	
2.8 quattro		128/174	01/95->07/97	CV Joint		F	MT		*			GS-3164	B:33/D2:100/L:32		
				CV Joint	L; R	R	MT		*			45	--12/96	GS-3170	B:33/L:34
				CV Joint			MT		*			45	RWD	GS-3175	B:33/D2:100/L:34
2.8 quattro		128/174	01/95->07/97	CV Joint		F			*	45		GS-3573	A:38/B:30/D:59,5/L:93,5		

		kw/HP		Type	L/R	F/R	AT/MT			ABS			Technical Specification
2.8 quattro		142/193	10/96->08/01	CV Joint			MT	*		45	+ ABS; RWD	GS-3141	A:33/B:30/D:53/L:93
				CV Joint		R		*		45	engine ACK; engine ALG; engine AMX; engine APR; engine AQD	GS-3154	A:33/B:30/D:53/L:93
				CV Joint		F	MT	*			GS-3164	B:33/D2:100/L:32	
				CV Joint	L; R	R	MT	*			GS-3170	B:33/L:34	
				CV Joint			MT	*		RWD	GS-3175	B:33/D2:100/L:34	
				CV Joint		F		*			GS-3573	A:38/B:30/D:59,5/L:93,5	
S4 quattro		195/265	09/97->09/01	CV Joint		R		*		45	engine AGB	GS-3154	A:33/B:30/D:53/L:93
				CV Joint		F		*		45	engine AGB	GS-3399	A:38/B:27/D:59,5/L:97,5
A4 (8E2, B6) 													
1.6		75/102	11/00->12/04	CV Joint		F	MT	*			-->ch.8D-1-200 000; engine ALZ	GS-3164	B:33/D2:100/L:32
				CV Joint		F	AT; MT	*		45	-->ch.8D-1-200 000; engine ALZ	GS-3572	A:33/B:30/D:53/L:92
				CV Joint				*			GS-3847	A:38/B:33/D:59,5/L:89	
				CV Joint		F	MT	*		45	ch.8E-1-000 001->; engine ALZ	GS-3848	A:38/B:33/D:59,5/L:89
				Drive Shaft	L	F	MT			45	-->ch.8D-1-200 000; engine ALZ	AW-4490	A:33/D:53/L:614/D2:100
				Drive Shaft	R	F	MT			45	-->ch.8D-1-200 000; engine ALZ	AW-4493	A:33/D:53/L:636/D2:100
1.8 T		120/163	07/02->12/04	CV Joint		F	MT	*		45	-->ch.8E-3-390 000; engine BFB	GS-3399	A:38/B:27/D:59,5/L:97,5
				CV Joint				*			GS-3575	B:34/L:85	
				CV Joint				*			GS-3847	A:38/B:33/D:59,5/L:89	
				CV Joint	L; R	F	MT	*		45	-->03/03	GS-3849	A:38/B:27/D:59,5/L:102
				CV Joint		F	MT	*		45	ch.8E-4-000 001->; engine BFB	GS-3850	A:38/B:27/D:59,5/L:102
				Drive Shaft	L	F	MT			45	engine BFB	AW-4750	A:38/D:59,5/L:593/D2:88
1.8 T		110/150	11/00->07/02	Drive Shaft	R	F	MT			45	engine BFB	AW-4751	A:38/D:59,5/L:613/D2:88
				CV Joint		F	MT	*			GS-3187	B:28/D2:108/L:31,8	
				CV Joint				*			GS-3575	B:34/L:85	
				CV Joint				*			GS-3847	A:38/B:33/D:59,5/L:89	
				CV Joint	L; R	F	MT; SA	*		45	-->ch.8E-1A026954; ch.8E-1A014313->	GS-3849	A:38/B:27/D:59,5/L:102
				Drive Shaft	L	F	MT			45	-->ch.8E-1-026 954; ch.8E-1-014 313->; engine AVJ	AW-4750	A:38/D:59,5/L:593/D2:88
1.8 T		140/190	11/02->12/04	Drive Shaft	R	F	MT			45	-->ch.8E-1-026 954; ch.8E-1-014 313->; engine AVJ	AW-4751	A:38/D:59,5/L:613/D2:88
				CV Joint		F	AT	*		45	-->ch.8E-4-195 500; engine BEX	GS-3399	A:38/B:27/D:59,5/L:97,5
				CV Joint				*			GS-3575	B:34/L:85	
				CV Joint				*			GS-3847	A:38/B:33/D:59,5/L:89	
				CV Joint		F	AT; MT	*		45	ch.8E-41950501->; engine BEX	GS-3850	A:38/B:27/D:59,5/L:102
				CV Joint				*		45	+ ABS	GS-3937	A:38/B:27/D:59,5/L:97,5
1.8 T quattro		120/163	07/02->12/04	Drive Shaft	L	F	MT			45	engine BEX	AW-4750	A:38/D:59,5/L:593/D2:88
				Drive Shaft	R	F	MT			45	engine BEX	AW-4751	A:38/D:59,5/L:613/D2:88
				Drive Shaft	L; R	F	AT			45	engine BEX; engine BYK	AW-5078	A:38/D:59,5/L:522
				CV Joint				*			GS-3575	B:34/L:85	
				CV Joint				*			GS-3847	A:38/B:33/D:59,5/L:89	
				CV Joint		F; R		*		45	-->ch.8E-5-035 000; engine BFB	GS-3848	A:38/B:33/D:59,5/L:89
1.8 T quattro		110/150	11/00->07/02	CV Joint		F	MT	*		45	ch.8E-1A014 313->	GS-3399	A:38/B:27/D:59,5/L:97,5
				CV Joint				*			GS-3847	A:38/B:33/D:59,5/L:89	
				CV Joint		F; R	MT	*		45	-->ch.8E-1-014 312; engine AVJ	GS-3848	A:38/B:33/D:59,5/L:89
				CV Joint	L; R	F	MT	*		45	-->ch.8E-1A026954; ch.8E-1A014313->	GS-3849	A:38/B:27/D:59,5/L:102
				Drive Shaft	L	F	MT			45	-->ch.8E-1A026 954; ch.8E-1A014 313->; engine AVJ	AW-4750	A:38/D:59,5/L:593/D2:88
				Drive Shaft	R	F	MT			45	-->ch.8E-1A026 954; ch.8E-1A014 313->; engine AVJ	AW-4751	A:38/D:59,5/L:613/D2:88

				Type	L/R	F/R	AT/MT			ABS			Technical Specification	
1.8 T quattro	140/190	11/02->12/04	CV Joint		F				*		->ch.8E-5-035 000; engine BEX	GS-3109	B:28/D2:108/L:32	
			CV Joint		R				*		ch.8E-3-134 001->; engine BEX	GS-3187	B:28/D2:108/L:31,8	
			CV Joint							*			GS-3575	B:34/L:85
			CV Joint							*			GS-3847	A:38/B:33/D:59,5/L:89
			CV Joint		F; R				*	45	engine BEX		GS-3848	A:38/B:33/D:59,5/L:89
			CV Joint		F				*	45	->ch.8E-3-390 000; engine AVB		GS-3399	A:38/B:27/D:59,5/L:97,5
1.9 TDI	74/101	05/01->12/04	CV Joint	L; R	F			*	45	->03/03		GS-3849	A:38/B:27/D:59,5/L:102	
			CV Joint		F			*	45	ch.8E-4-000 001->; engine AVB		GS-3850	A:38/B:27/D:59,5/L:102	
			CV Joint				MT	*	45	+ ABS; ch.8E4000001->		GS-3937	A:38/B:27/D:59,5/L:97,5	
			Drive Shaft	L	F					45	engine AVB		AW-4750	A:38/D:59,5/L:593/D2:88
			Drive Shaft	R	F					45	engine AVB		AW-4751	A:38/D:59,5/L:613/D2:88
			CV Joint		F			*	45	engine BKE		GS-3850	A:38/B:27/D:59,5/L:102	
			CV Joint					*	45	+ ABS		GS-3937	A:38/B:27/D:59,5/L:97,5	
1.9 TDI	85/116	06/04->12/04	Drive Shaft	L	F				45	engine BKE		AW-4750	A:38/D:59,5/L:593/D2:88	
			Drive Shaft	R	F				45	engine BKE		AW-4751	A:38/D:59,5/L:613/D2:88	
			CV Joint		F			*	45	engine BKE		GS-3850	A:38/B:27/D:59,5/L:102	
1.9 TDI	96/130	11/00->12/04	CV Joint		F		AT; MT	*	45	->ch.8E-3-390 000; ->ch.8E-4-195 500; engine AVF; engine AWX		GS-3399	A:38/B:27/D:59,5/L:97,5	
			CV Joint					*				GS-3575	B:34/L:85	
			CV Joint	L; R	F			*	45	->03/03; ->12/03; ->ch.8E3390000; ->ch.8E4195500		GS-3849	A:38/B:27/D:59,5/L:102	
			CV Joint		F		AT; MT	*	45	ch.8E-4-000 001->; ch.8E-4-195 501->; engine AVF; engine AWX		GS-3850	A:38/B:27/D:59,5/L:102	
			CV Joint					*	45	+ ABS; ->ch.8E4195501; ch.8E4000001->		GS-3937	A:38/B:27/D:59,5/L:97,5	
			Drive Shaft	L	F		MT			45	engine AVF; engine AWX		AW-4750	A:38/D:59,5/L:593/D2:88
			Drive Shaft	R	F		MT			45	engine AVF; engine AWX		AW-4751	A:38/D:59,5/L:613/D2:88
1.9 TDI quattro	96/130	11/01->12/04	Drive Shaft	L; R	F		AT		45	engine AVF; engine BYK		AW-5078	A:38/D:59,5/L:522	
			CV Joint		F			*		ch.8E-4-023 001->; engine AVF		GS-3109	B:28/D2:108/L:32	
			CV Joint		R			*			engine AVF		GS-3187	B:28/D2:108/L:31,8
			CV Joint		F			*	45	->ch.8E-4-023 000; engine AVF		GS-3399	A:38/B:27/D:59,5/L:97,5	
			CV Joint					*				GS-3575	B:34/L:85	
			CV Joint		F			*				GS-3847	A:38/B:33/D:59,5/L:89	
			CV Joint		F; R			*	45	ch.8E-4-023 001->; engine AVF		GS-3848	A:38/B:33/D:59,5/L:89	
			CV Joint	L; R	F			*	45	->06/03		GS-3849	A:38/B:27/D:59,5/L:102	
			Drive Shaft	L	F					45	->ch.8E-4-023 001; engine AVF		AW-4750	A:38/D:59,5/L:593/D2:88
			Drive Shaft	R	F					45	->ch.8E-4-023 001; engine AVF		AW-4751	A:38/D:59,5/L:613/D2:88
			CV Joint		F		MT	*	45	->ch.8E-1-004 664; engine ALY		GS-3399	A:38/B:27/D:59,5/L:97,5	
2.0	96/130	11/00->12/04	CV Joint					*				GS-3575	B:34/L:85	
			CV Joint					*				GS-3847	A:38/B:33/D:59,5/L:89	
			CV Joint		F		AT; MT	*	45	->ch.8E-5-400 000; ch.8E-1-000 001->; engine ALT		GS-3848	A:38/B:33/D:59,5/L:89	
			CV Joint	L; R	F		MT	*	45	->12/00; ->ch.8E-1A004664		GS-3849	A:38/B:27/D:59,5/L:102	
			CV Joint		F		AT	*	45	engine ALT		GS-3850	A:38/B:27/D:59,5/L:102	
			Drive Shaft	L	F		MT			45	->ch.8E-1-004 664; engine ALT		AW-4750	A:38/D:59,5/L:593/D2:88
			Drive Shaft	R	F		MT			45	->ch.8E-1-004 664; engine ALT		AW-4751	A:38/D:59,5/L:613/D2:88



KW/HP



Type

L/R

F/R

AT/MT



ABS



Technical Specification

Engine	Power (KW/HP)	Period	Type	L/R	F/R	AT/MT	Steering	Gear	ABS	Part No.	Technical Specification			
2.0 FSI	110/150	07/02->12/04	CV Joint		F	MT		*		->ch.8E-5-035 000; engine AWA	GS-3109	B:28/D2:108/L:32		
			CV Joint		F	AT		*	45	->ch.8E-4-195 500; engine AWA	GS-3399	A:38/B:27/D:59,5/L:97,5		
			CV Joint						*			GS-3575	B:34/L:85	
			CV Joint						*			GS-3847	A:38/B:33/D:59,5/L:89	
			CV Joint		F	MT		*	45	->ch.8E-5-035 000; engine AWA	GS-3848	A:38/B:33/D:59,5/L:89		
			CV Joint		F	AT		*	45	ch.8E-4-195 501->; engine AWA	GS-3850	A:38/B:27/D:59,5/L:102		
			Drive Shaft	L; R	F	AT					45	engine AWA; engine BYK	AW-5078	A:38/D:59,5/L:522
2.4	125/170	09/01->12/04	CV Joint		F	AT; MT		*	45	->ch.8E-3-390 000; ->ch.8E-4-195 500; engine BDV	GS-3399	A:38/B:27/D:59,5/L:97,5		
			CV Joint						*			GS-3575	B:34/L:85	
			CV Joint	L; R	F	MT		*	45	->03/03	GS-3849	A:38/B:27/D:59,5/L:102		
			CV Joint		F	AT; MT		*	45	ch.8E-4-000 001->; ch.8E-4-195 501->; engine BDV	GS-3850	A:38/B:27/D:59,5/L:102		
			Drive Shaft	L	F	MT					45	engine BDV	AW-4750	A:38/D:59,5/L:593/D2:88
			Drive Shaft	R	F	MT					45	engine BDV	AW-4751	A:38/D:59,5/L:613/D2:88
			Drive Shaft	L; R	F	AT					45	engine BDV; engine BYK	AW-5078	A:38/D:59,5/L:522
2.4	120/163	09/01->12/04	CV Joint		F	AT; MT		*	45	->ch.8E-195 500; ->ch.8E-3-390 000; engine AMM	GS-3399	A:38/B:27/D:59,5/L:97,5		
			CV Joint						*			GS-3575	B:34/L:85	
			CV Joint	L; R	F	MT		*	45	->03/03	GS-3849	A:38/B:27/D:59,5/L:102		
			CV Joint		F	AT; MT		*	45	ch.8E-4-000 001->; ch.8E-4-195 501->; engine AMM	GS-3850	A:38/B:27/D:59,5/L:102		
			Drive Shaft	L	F	MT					45	engine AMM	AW-4750	A:38/D:59,5/L:593/D2:88
			Drive Shaft	R	F	MT					45	engine AMM	AW-4751	A:38/D:59,5/L:613/D2:88
			Drive Shaft	L; R	F	AT					45	engine AMM; engine BYK	AW-5078	A:38/D:59,5/L:522
2.5 TDI	120/163	07/02->12/04	CV Joint		F	AT; MT		*	45	->ch.8E-4-195 500; engine BCZ; engine BDG; engine BFC	GS-3399	A:38/B:27/D:59,5/L:97,5		
			CV Joint						*			GS-3575	B:34/L:85	
			CV Joint	L; R	F			*	45	->12/03; ->ch.8E4195500; engine Ec_BFC	GS-3849	A:38/B:27/D:59,5/L:102		
			CV Joint		F	AT		*	45	ch.8E-4-195 501->; engine BCZ; engine BDG; engine BFC	GS-3850	A:38/B:27/D:59,5/L:102		
			CV Joint						*	45	+ABS; engine mod. BCZ, BDG	GS-3937	A:38/B:27/D:59,5/L:97,5	
			Drive Shaft	L	F	MT					45	engine BFC; trans.type FRG; trans.type GAZ	AW-4750	A:38/D:59,5/L:593/D2:88
			Drive Shaft	R	F	MT					45	engine BFC; trans.type FRG; trans.type GAZ	AW-4751	A:38/D:59,5/L:613/D2:88
2.5 TDI	114/155	08/01->07/02	Drive Shaft	L; R	F	AT			45	engine BCZ; engine BDG; engine BFC; engine BYK	AW-5078	A:38/D:59,5/L:522		
			CV Joint		F	AT		*	45	engine AYM; trans.type FRG; trans.type GAZ	GS-3399	A:38/B:27/D:59,5/L:97,5		
			CV Joint						*			GS-3575	B:34/L:85	
			CV Joint	L; R	F	MT		*	45	trans.type GAZ/FRG	GS-3849	A:38/B:27/D:59,5/L:102		
			CV Joint		F			*	45	engine AYM; trans.type FRF	GS-3850	A:38/B:27/D:59,5/L:102		
			Drive Shaft	L	F	MT					45	engine AYM; trans.type FRG; trans.type GAZ	AW-4750	A:38/D:59,5/L:593/D2:88
			Drive Shaft	R	F	MT					45	engine AYM; trans.type FRG; trans.type GAZ	AW-4751	A:38/D:59,5/L:613/D2:88
2.5 TDI quattro	132/180	11/00->12/04	Drive Shaft	L; R	F	AT			45	engine AYM	AW-5078	A:38/D:59,5/L:522		
			CV Joint		R			*		engine AKE; engine BAU; engine BDH	GS-3187	B:28/D2:108/L:31,8		
			CV Joint		F	AT; MT		*	45	->ch.8E-4-195 500; engine AKE; engine BAU	GS-3399	A:38/B:27/D:59,5/L:97,5		
			CV Joint						*			GS-3575	B:34/L:85	
			CV Joint		R			*	45	engine AKE; engine BAU; engine BDH	GS-3848	A:38/B:33/D:59,5/L:89		
			CV Joint	L; R	F			*	45	->12/03; ->ch.8E4195500; engine Ec_AKE; engine Ec_AKE/BAU	GS-3849	A:38/B:27/D:59,5/L:102		
			CV Joint		F	AT; MT		*	45	ch.8E-4-195 501->; engine AKE; engine BAU; engine BDH	GS-3850	A:38/B:27/D:59,5/L:102		
2.5 TDI quattro	132/180	11/00->12/04	Drive Shaft	L	F	MT			45	engine AKE; engine BAU; engine BDH	AW-4750	A:38/D:59,5/L:593/D2:88		
			Drive Shaft	R	F	MT				45	engine AKE; engine BAU; engine BDH	AW-4751	A:38/D:59,5/L:613/D2:88	



KW/HP



Type

L/R

F/R

AT/MT



ABS



Technical Specification

3.0	160/218	04/01->12/04	CV Joint	F	AT; MT	*	45	-->ch.8E-3-390 000; -->ch.8E-4-195 500; engine BBJ	GS-3399	A:38/B:27/D:59,5/L:97,5			
			CV Joint				*			GS-3575	B:34/L:85		
			CV Joint	L; R	F		*	45	-->03/03; -->12/03; -->ch.8E3390000; -->ch.8E4195500	GS-3849	A:38/B:27/D:59,5/L:102		
			CV Joint		F	AT; MT	*	45	ch.8E-4-000 001->; ch.8E-4-195 501->; engine BBJ	GS-3850	A:38/B:27/D:59,5/L:102		
			CV Joint				*	45	+ ABS; ch.8E4350001->	GS-3937	A:38/B:27/D:59,5/L:97,5		
			Drive Shaft	L	F	MT		45	engine BBJ	AW-4750	A:38/D:59,5/L:593/D2:88		
			Drive Shaft	R	F	MT		45	engine BBJ	AW-4751	A:38/D:59,5/L:613/D2:88		
3.0	162/220	11/00->12/04	Drive Shaft	L; R	F	AT	45	engine BBJ; engine BJK; engine BYK	AW-5078	A:38/D:59,5/L:522			
			CV Joint		F	AT; MT	*	45	-->ch.8E-3-390 000; -->ch.8E-4-195 500; engine ASN	GS-3399	A:38/B:27/D:59,5/L:97,5		
			CV Joint				*			GS-3575	B:34/L:85		
			CV Joint	L; R	F	MT	*	45	-->03/03	GS-3849	A:38/B:27/D:59,5/L:102		
			CV Joint		F	AT; MT	*	45	ch.8E-4-000 001->; ch.8E-4-195 501->; engine ASN	GS-3850	A:38/B:27/D:59,5/L:102		
			Drive Shaft	L	F	MT		45	engine ASN	AW-4750	A:38/D:59,5/L:593/D2:88		
			Drive Shaft	R	F	MT		45	engine ASN	AW-4751	A:38/D:59,5/L:613/D2:88		
3.0 quattro	160/218	04/01->12/04	Drive Shaft	L; R	F	AT	45	engine ASN; engine BYK	AW-5078	A:38/D:59,5/L:522			
			CV Joint		R		*		engine BBJ	GS-3187	B:28/D2:108/L:31,8		
			CV Joint		F	AT; MT	*	45	-->ch.8E-4-195 500; -->ch.8E-4-350 000; engine BBJ	GS-3399	A:38/B:27/D:59,5/L:97,5		
			CV Joint				*			GS-3575	B:34/L:85		
			CV Joint		R		*	45	engine BBJ	GS-3848	A:38/B:33/D:59,5/L:89		
			CV Joint	L; R	F		*	45	-->05/03	GS-3849	A:38/B:27/D:59,5/L:102		
			CV Joint		F	AT; MT	*	45	ch.8E-4-195 501->; ch.8E-4-350 001->; engine BBJ	GS-3850	A:38/B:27/D:59,5/L:102		
3.0 quattro	162/220	11/00->12/04	CV Joint		F; R	MT	*	ch.8E-4-350 001->; engine ASN	GS-3187	B:28/D2:108/L:31,8			
			CV Joint		F	AT; MT	*	45	-->ch.8E-4-195 500; -->ch.8E-4-350 000; engine ASN	GS-3399	A:38/B:27/D:59,5/L:97,5		
			CV Joint				*		trans.type AT	GS-3575	B:34/L:85		
			CV Joint		R		*	45	engine ASN	GS-3848	A:38/B:33/D:59,5/L:89		
			CV Joint	L; R	F		*	45	-->04/02; -->12/03; -->ch.8E4195500; -->ch.8E4350000	GS-3849	A:38/B:27/D:59,5/L:102		
			CV Joint		F	AT; MT	*	45	ch.8E-4-195 501->; ch.8E-4-350 001->; engine ASN	GS-3850	A:38/B:27/D:59,5/L:102		
			CV Joint		R		*		engine BBK	GS-3187	B:28/D2:108/L:31,8		
S4 quattro	253/344	03/03->12/04	CV Joint		R	AT	*	45	engine BBK	GS-3848	A:38/B:33/D:59,5/L:89		
			CV Joint		F		*	45	engine BBK	GS-3850	A:38/B:27/D:59,5/L:102		
			CV Joint				*	45	+ ABS	GS-3937	A:38/B:27/D:59,5/L:97,5		
			Drive Shaft	L	F	MT		45	engine BBK	AW-4750	A:38/D:59,5/L:593/D2:88		
			Drive Shaft	R	F	MT		45	engine BBK	AW-4751	A:38/D:59,5/L:613/D2:88		
			A4 (8EC, B7)										
			1.6	75/102	11/04->06/08	CV Joint			*			GS-3847	A:38/B:33/D:59,5/L:89
CV Joint		F				MT	*	45	engine ALZ	GS-3848	A:38/B:33/D:59,5/L:89		
CV Joint							*			GS-3575	B:34/L:85		
1.8 T	120/163	11/04->06/08	CV Joint		F		*	45	engine BFB	GS-3850	A:38/B:27/D:59,5/L:102		
			CV Joint			MT	*	45	+ ABS; FWD	GS-3937	A:38/B:27/D:59,5/L:97,5		
			Drive Shaft	L	F	MT		45	engine BFB	AW-4750	A:38/D:59,5/L:593/D2:88		
			Drive Shaft	R	F	MT		45	engine BFB	AW-4751	A:38/D:59,5/L:613/D2:88		
			Drive Shaft	L; R	F	AT		45	engine BYK	AW-5078	A:38/D:59,5/L:522		
1.8 T quattro	120/163	11/04->06/08	CV Joint			*			GS-3575	B:34/L:85			
			CV Joint		F		*			GS-3847	A:38/B:33/D:59,5/L:89		
			CV Joint		F; R	MT	*	45	engine BFB	GS-3848	A:38/B:33/D:59,5/L:89		



KW/HP



Type

L/R

F/R

AT/MT










ABS



Technical Specification

	KW/HP		Type	L/R	F/R	AT/MT			ABS			Technical Specification
1.9 TDI	85/116	11/04->06/08	CV Joint					*			GS-3575	B:34/L:85
			CV Joint		F	MT		*	45	engine BKE; engine BRB	GS-3850	A:38/B:27/D:59,5/L:102
			CV Joint					*	45	+ ABS	GS-3937	A:38/B:27/D:59,5/L:97,5
			Drive Shaft	L	F	MT			45	engine BKE; engine BRB	AW-4750	A:38/D:59,5/L:593/D2:88
			Drive Shaft	R	F	MT			45	engine BKE; engine BRB	AW-4751	A:38/D:59,5/L:613/D2:88
2.0	96/130	11/04->06/08	CV Joint		F	MT		*		->ch.8E-5-035 000; engine ALT	GS-3109	B:28/D2:108/L:32
			CV Joint					*			GS-3575	B:34/L:85
			CV Joint					*			GS-3847	A:38/B:33/D:59,5/L:89
			CV Joint		F	MT		*	45	engine ALT	GS-3848	A:38/B:33/D:59,5/L:89
			CV Joint		F	AT		*	45	engine ALT	GS-3850	A:38/B:27/D:59,5/L:102
2.0 TDI	125/170	06/06->06/08	CV Joint					*			GS-3575	B:34/L:85
			CV Joint		F	MT		*	45	engine BRD	GS-3850	A:38/B:27/D:59,5/L:102
			CV Joint					*	45	+ ABS	GS-3937	A:38/B:27/D:59,5/L:97,5
			Drive Shaft	L	F	MT			45	engine BRD	AW-4750	A:38/D:59,5/L:593/D2:88
			Drive Shaft	R	F	MT			45	engine BRD	AW-4751	A:38/D:59,5/L:613/D2:88
2.0 TDI	100/136	11/04->06/08	CV Joint					*			GS-3575	B:34/L:85
			CV Joint		F			*	45	engine BNA; engine BRF	GS-3850	A:38/B:27/D:59,5/L:102
			CV Joint					*	45	+ ABS	GS-3937	A:38/B:27/D:59,5/L:97,5
			Drive Shaft	L	F	MT			45	engine BNA; engine BRF; trans.type HCF	AW-4750	A:38/D:59,5/L:593/D2:88
			Drive Shaft	R	F	MT			45	engine BNA; engine BRF; trans.type HCF	AW-4751	A:38/D:59,5/L:613/D2:88
2.0 TDI	103/140	11/04->06/08	CV Joint		F			*			GS-3575	B:34/L:85
			CV Joint				AT; MT	*	45	engine BPW	GS-3850	A:38/B:27/D:59,5/L:102
			CV Joint					*	45	+ ABS	GS-3937	A:38/B:27/D:59,5/L:97,5
			Drive Shaft	L	F	MT			45	engine BPW	AW-4750	A:38/D:59,5/L:593/D2:88
			Drive Shaft	R	F	MT			45	engine BPW	AW-4751	A:38/D:59,5/L:613/D2:88
2.0 TDI	93/126	11/05->11/06	CV Joint		F			*			GS-3850	A:38/B:27/D:59,5/L:102
			CV Joint					*	45	+ ABS	GS-3937	A:38/B:27/D:59,5/L:97,5
			Drive Shaft	L	F	MT			45	engine BVF	AW-4750	A:38/D:59,5/L:593/D2:88
			Drive Shaft	R	F	MT			45	engine BVF	AW-4751	A:38/D:59,5/L:613/D2:88
			CV Joint					*			GS-3575	B:34/L:85
2.0 TDI 16V	103/140	11/04->06/08	CV Joint		F			*		engine BLB; engine BRE	GS-3850	A:38/B:27/D:59,5/L:102
			CV Joint				AT; MT	*	45	+ ABS	GS-3937	A:38/B:27/D:59,5/L:97,5
			Drive Shaft	L	F	MT			45	engine BLB; engine BRE; trans.type HCF	AW-4750	A:38/D:59,5/L:593/D2:88
			Drive Shaft	R	F	MT			45	engine BLB; engine BRE; trans.type HCF	AW-4751	A:38/D:59,5/L:613/D2:88
			CV Joint		F	MT		*	45	engine BPW	GS-3848	A:38/B:33/D:59,5/L:89
2.0 TDI quattro	103/140	01/06->06/08	CV Joint				*			GS-3847	A:38/B:33/D:59,5/L:89	
2.0 TDI quattro	125/170	06/06->06/08	CV Joint				*			GS-3848	A:38/B:33/D:59,5/L:89	
			CV Joint		F	MT		*	45	engine BRD	GS-3848	A:38/B:33/D:59,5/L:89
2.0 TFSI	162/220	06/05->06/08	CV Joint		F	MT		*		engine BUL	GS-3850	A:38/B:27/D:59,5/L:102
			CV Joint					*	45	+ ABS	GS-3937	A:38/B:27/D:59,5/L:97,5
			Drive Shaft	L	F	MT			45	engine BUL	AW-4750	A:38/D:59,5/L:593/D2:88
			Drive Shaft	R	F	MT			45	engine BUL	AW-4751	A:38/D:59,5/L:613/D2:88
			CV Joint	L; R	F			*	45	03/07->	GS-3849	A:38/B:27/D:59,5/L:102
2.0 TFSI	125/170	10/06->06/08	CV Joint		F	AT		*		engine BYK	GS-3850	A:38/B:27/D:59,5/L:102
			CV Joint					*	45	+ ABS	GS-3937	A:38/B:27/D:59,5/L:97,5
			Drive Shaft	L; R	F	AT			45	engine BYK	AW-5078	A:38/D:59,5/L:522

				Type	L/R	F/R	AT/MT			ABS			Technical Specification	
2.0 TFSI	147/200	11/04->06/08	CV Joint						*			GS-3575	B:34/L:85	
			CV Joint		F				*	45	engine BGB; engine BWE	GS-3850	A:38/B:27/D:59,5/L:102	
			CV Joint							*	45	+ ABS	GS-3937	A:38/B:27/D:59,5/L:97,5
			Drive Shaft	L	F	MT					45	engine BGB; engine BWE	AW-4750	A:38/D:59,5/L:593/D2:88
			Drive Shaft	R	F	MT					45	engine BGB; engine BWE	AW-4751	A:38/D:59,5/L:613/D2:88
			Drive Shaft	L; R	F	AT					45	engine BYK	AW-5078	A:38/D:59,5/L:522
2.0 TFSI quattro	162/220	06/05->06/08	CV Joint		F	MT		*	45	engine BUL	GS-3848	A:38/B:33/D:59,5/L:89		
2.0 TFSI quattro	147/200	11/04->06/08	CV Joint		R				*		engine BGB	GS-3187	B:28/D2:108/L:31,8	
			CV Joint		F				*			GS-3847	A:38/B:33/D:59,5/L:89	
			CV Joint		F; R					*	45	engine BGB; engine BWE	GS-3848	A:38/B:33/D:59,5/L:89
			CV Joint		F	AT				*	45	->ch.8E-4-195 500; engine BCZ; engine BDG	GS-3399	A:38/B:27/D:59,5/L:97,5
2.5 TDI	120/163	11/04->05/06	CV Joint						*			GS-3575	B:34/L:85	
			CV Joint		F	AT; MT		*	45	ch.8E-4-195 501->; engine BCZ; engine BDG	GS-3850	A:38/B:27/D:59,5/L:102		
			CV Joint			MT		*	45	+ ABS		GS-3937	A:38/B:27/D:59,5/L:97,5	
			Drive Shaft	L; R	F	AT				45	engine BCZ; engine BDG; engine BYK	AW-5078	A:38/D:59,5/L:522	
2.7 TDI	132/180	01/06->06/08	CV Joint					*	45		GS-3937	A:38/B:27/D:59,5/L:97,5		
2.7 TDI	120/163	11/05->06/08	CV Joint					*	45		GS-3937	A:38/B:27/D:59,5/L:97,5		
3.0 quattro	160/218	11/04->07/06	CV Joint		F	MT			*		ch.8E-4-350 001->; engine BBJ	GS-3187	B:28/D2:108/L:31,8	
			CV Joint		F	AT; MT		*	45	->ch.8E-4-195 500; ->ch.8E-4-350 000; engine BBJ	GS-3399	A:38/B:27/D:59,5/L:97,5		
			CV Joint		F	AT; MT		*	45	ch.8E-4-195 501->; ch.8E-4-350 001->; engine BBJ	GS-3850	A:38/B:27/D:59,5/L:102		
			CV Joint					*	45	+ ABS		GS-3937	A:38/B:27/D:59,5/L:97,5	
3.0 TDI quattro	171/233	01/06->06/08	CV Joint						*			GS-3575	B:34/L:85	
			CV Joint		F			*	45	engine ASB	GS-3850	A:38/B:27/D:59,5/L:102		
			CV Joint					*	45	+ ABS		GS-3937	A:38/B:27/D:59,5/L:97,5	
			Drive Shaft	L	F	MT				45	engine ASB	AW-4750	A:38/D:59,5/L:593/D2:88	
			Drive Shaft	R	F	MT				45	engine ASB	AW-4751	A:38/D:59,5/L:613/D2:88	
			CV Joint		R			*			45	engine BKN	GS-3187	B:28/D2:108/L:31,8
3.0 TDI quattro	150/204	11/04->06/08	CV Joint						*			GS-3575	B:34/L:85	
			CV Joint		R			*	45	engine BKN	GS-3848	A:38/B:33/D:59,5/L:89		
			CV Joint		F			*	45	engine BKN	GS-3850	A:38/B:27/D:59,5/L:102		
			CV Joint					*	45	+ ABS		GS-3937	A:38/B:27/D:59,5/L:97,5	
			Drive Shaft	L	F	MT				45	engine BKN	AW-4750	A:38/D:59,5/L:593/D2:88	
			Drive Shaft	R	F	MT				45	engine BKN	AW-4751	A:38/D:59,5/L:613/D2:88	
			CV Joint					*				GS-3575	B:34/L:85	
			CV Joint		F	AT		*	45	engine AUK	GS-3850	A:38/B:27/D:59,5/L:102		
3.2 FSI	188/255	01/05->06/08	CV Joint			AT		*	45	+ ABS	GS-3937	A:38/B:27/D:59,5/L:97,5		
			Drive Shaft	L; R	F	AT			45	engine BYK	AW-5078	A:38/D:59,5/L:522		
3.2 FSI quattro	188/255	01/05->06/08	CV Joint		F; R	MT			*		engine AUK	GS-3187	B:28/D2:108/L:31,8	
			CV Joint		R			*	45	engine AUK	GS-3848	A:38/B:33/D:59,5/L:89		
			CV Joint		F			*	45	engine AUK	GS-3850	A:38/B:27/D:59,5/L:102		
RS4 quattro	309/420	09/05->06/08	CV Joint			MT		*	45	+ ABS	GS-3937	A:38/B:27/D:59,5/L:97,5		
			CV Joint					*			GS-3575	B:34/L:85		
S4 quattro	253/344	11/04->06/08	CV Joint		F				*	45	engine BBK	GS-3850	A:38/B:27/D:59,5/L:102	
			CV Joint					*	45	+ ABS		GS-3937	A:38/B:27/D:59,5/L:97,5	
			Drive Shaft	L	F	MT				45	engine BBK	AW-4750	A:38/D:59,5/L:593/D2:88	
			Drive Shaft	R	F	MT				45	engine BBK	AW-4751	A:38/D:59,5/L:613/D2:88	



KW/HP



Type

L/R

F/R

AT/MT



ABS



Technical Specification

A4 (8K2, B8)

1.8 TFSI	88/120	01/08->12/15	CV Joint	F		*		GS-4039	A:42/B:27/D:76,5/L:88,5
1.8 TFSI	118/160	11/07->03/12	CV Joint	F		*		GS-4039	A:42/B:27/D:76,5/L:88,5
1.8 TFSI quattro	118/160	09/08->03/12	CV Joint	F; R		*		GS-4039	A:42/B:27/D:76,5/L:88,5
2.0 TDI	125/170	01/08->03/12	CV Joint	F	6MT; CVT	*		GS-4039	A:42/B:27/D:76,5/L:88,5
2.0 TDI	88/120	06/08->12/15	CV Joint	F	6MT; CVT	*		GS-4039	A:42/B:27/D:76,5/L:88,5
2.0 TDI	120/163	08/08->12/15	CV Joint	F	6MT; CVT	*		GS-4039	A:42/B:27/D:76,5/L:88,5
2.0 TDI	105/143	11/07->12/15	CV Joint	F	6MT; CVT	*		GS-4039	A:42/B:27/D:76,5/L:88,5
2.0 TDI	100/136	11/07->12/15	CV Joint	F	6MT; CVT	*		GS-4039	A:42/B:27/D:76,5/L:88,5
2.0 TDI quattro	125/170	01/08->03/12	CV Joint	F; R		*		GS-4039	A:42/B:27/D:76,5/L:88,5
2.0 TDI quattro	105/143	11/08->12/15	CV Joint	F; R		*		GS-4039	A:42/B:27/D:76,5/L:88,5
2.0 TFSI	132/180	06/08->12/15	CV Joint	F	6MT; CVT	*		GS-4039	A:42/B:27/D:76,5/L:88,5
2.0 TFSI	155/211	06/08->05/13	CV Joint	F	6MT; CVT	*		GS-4039	A:42/B:27/D:76,5/L:88,5
2.0 TFSI flexible fuel	132/180	11/09->12/15	CV Joint	F		*	--03/12	GS-4039	A:42/B:27/D:76,5/L:88,5
2.0 TFSI flexible fuel quattro	132/180	11/09->12/15	CV Joint	F; R		*		GS-4039	A:42/B:27/D:76,5/L:88,5
2.0 TFSI quattro	155/211	06/08->12/15	CV Joint	F; R		*		GS-4039	A:42/B:27/D:76,5/L:88,5
2.7 TDI	140/190	11/07->03/12	CV Joint		6AT; 6MT	*		GS-4037	A:42/B:29/D:76,5/L:95,5
3.0 TDI quattro	155/211	06/08->05/10	CV Joint	F		*		GS-4039	A:42/B:27/D:76,5/L:88,5
3.0 TDI quattro	176/240	11/07->03/12	CV Joint	F; R		*		GS-4039	A:42/B:27/D:76,5/L:88,5
3.2 FSI	195/265	09/08->03/12	CV Joint	F	CVT	*		GS-4039	A:42/B:27/D:76,5/L:88,5
3.2 FSI quattro	195/265	11/07->03/12	CV Joint	F; R		*		GS-4039	A:42/B:27/D:76,5/L:88,5
S4 quattro	245/333	11/08->12/15	CV Joint	F; R		*		GS-4039	A:42/B:27/D:76,5/L:88,5

A4 Allroad (8KH, B8)

3.0 TDI quattro	176/240	04/09->	CV Joint	F; R		*		GS-4039	A:42/B:27/D:76,5/L:88,5
-----------------	---------	---------	----------	------	--	---	--	---------	-------------------------

A4 Avant (8D5, B5)

1.6	75/102	07/00->09/01	CV Joint	F	MT	*	engine ALZ	GS-3164	B:33/D2:100/L:32	
			CV Joint	F		*	45 engine ALZ	GS-3572	A:33/B:30/D:53/L:92	
			CV Joint			*	45	GS-3667	A:33/B:30/D:53/L:92	
			Drive Shaft	L	F	MT		45 engine ALZ	AW-4490	A:33/D:53/L:614/D2:100
			Drive Shaft	R	F	MT		45 engine ALZ	AW-4493	A:33/D:53/L:636/D2:100
1.6	74/100	11/94->09/01	CV Joint	F	MT	*	engine ADP; engine AHL; engine ANA; engine ARM	GS-3164	B:33/D2:100/L:32	
			CV Joint	F		*	45 engine ADP; engine AHL; engine ANA; engine ARM	GS-3572	A:33/B:30/D:53/L:92	
			Drive Shaft	L	F	MT		45 engine ADP; engine AHL; engine ANA; engine ARM	AW-4490	A:33/D:53/L:614/D2:100
			Drive Shaft	R	F	MT		45 engine ADP; engine AHL; engine ANA; engine ARM	AW-4493	A:33/D:53/L:636/D2:100
			CV Joint	F	MT	*	engine ADR; engine APT; engine ARG; engine AVV	GS-3109	B:28/D2:108/L:32	
1.8	92/125	02/96->09/01	CV Joint	F		*	45 engine ADR; engine APT; engine ARG; engine AVV	GS-3572	A:33/B:30/D:53/L:92	
			CV Joint	F	AT	*	45	GS-3667	A:33/B:30/D:53/L:92	
			Drive Shaft	R	F	MT		45 engine ADR; engine APT; engine ARG; engine AVV	AW-4494	A:33/D:53/L:634/D2:108
			Drive Shaft	L	F	MT		45 engine ADR; engine APT; engine ARG; engine AVV	AW-4495	A:33/D:53/L:614/D2:108
			CV Joint	F	MT	*	engine AFY	GS-3109	B:28/D2:108/L:32	
1.8	85/115	07/95->09/01	CV Joint	F		*	45 engine AFY	GS-3572	A:33/B:30/D:53/L:92	
			Drive Shaft	R	F	MT		45 engine AFY	AW-4494	A:33/D:53/L:634/D2:108
			Drive Shaft	L	F	MT		45 engine AFY	AW-4495	A:33/D:53/L:614/D2:108



KW/HP



Type

L/R

F/R

AT/MT










ABS



Technical Specification

Model	KW/HP	Year	Type	L/R	F/R	AT/MT	Wheel	ABS	Part No.	Technical Specification					
1.8 quattro	92/125	01/96->09/01	CV Joint			MT	*	45	+ ABS; RWD	GS-3141	A:33/B:30/D:53/L:93				
			CV Joint		R			*	45	engine ADR; engine APT; engine ARG	GS-3154	A:33/B:30/D:53/L:93			
			CV Joint		F		MT		*	45	engine ADR; engine APT; engine ARG	GS-3164	B:33/D2:100/L:32		
			CV Joint	L; R	R		MT		*	45		GS-3170	B:33/L:34		
			CV Joint				MT		*	45	RWD	GS-3175	B:33/D2:100/L:34		
			CV Joint		F		MT		*	45	engine ADR; engine APT; engine ARG	GS-3572	A:33/B:30/D:53/L:92		
			CV Joint		F		AT		*	45		GS-3667	A:33/B:30/D:53/L:92		
			Drive Shaft	L	F		MT			45	engine ADR; engine APT; engine ARG	AW-4490	A:33/D:53/L:614/D2:100		
			Drive Shaft	R	F		MT			45	engine ADR; engine APT; engine ARG	AW-4493	A:33/D:53/L:636/D2:100		
			1.8 quattro	85/115	07/95->09/01	CV Joint			MT	*	45	+ ABS; RWD	GS-3141	A:33/B:30/D:53/L:93	
CV Joint		R						*	45	engine AFY	GS-3154	A:33/B:30/D:53/L:93			
CV Joint		F					MT		*	45	engine AFY	GS-3164	B:33/D2:100/L:32		
CV Joint	L; R	R					MT		*	45	02/96->	GS-3170	B:33/L:34		
CV Joint							MT		*	45	RWD	GS-3175	B:33/D2:100/L:34		
CV Joint		F					MT		*	45	engine AFY	GS-3572	A:33/B:30/D:53/L:92		
Drive Shaft	L	F					MT			45	engine AFY	AW-4490	A:33/D:53/L:614/D2:100		
Drive Shaft	R	F					MT			45	engine AFY	AW-4493	A:33/D:53/L:636/D2:100		
1.8 T	110/150	03/96->09/01				CV Joint		F		MT	*	45	engine AEB	GS-3109	B:28/D2:108/L:32
						CV Joint		F			*	45	engine AEB	GS-3572	A:33/B:30/D:53/L:92
			Drive Shaft	R	F		MT			45	engine AEB	AW-4494	A:33/D:53/L:634/D2:108		
			Drive Shaft	L	F		MT			45	engine AEB	AW-4495	A:33/D:53/L:614/D2:108		
1.8 T	132/180	12/97->09/01	CV Joint		F		MT	*	45	engine AJL	GS-3399	A:38/B:27/D:59,5/L:97,5			
			CV Joint		F		AT		*	45	engine AJL	GS-3572	A:33/B:30/D:53/L:92		
1.8 T quattro	110/150	01/96->09/01	CV Joint				MT	*	45	+ ABS; RWD	GS-3141	A:33/B:30/D:53/L:93			
			CV Joint		R			*	45	engine AEB; engine ANB; engine APU; engine ARK; engine AWT	GS-3154	A:33/B:30/D:53/L:93			
			CV Joint		F		MT		*	45	engine ANB; engine APU; engine ARK; engine AWT	GS-3164	B:33/D2:100/L:32		
			CV Joint	L; R	R		MT		*	45		GS-3170	B:33/L:34		
			CV Joint				MT		*	45	RWD	GS-3175	B:33/D2:100/L:34		
			CV Joint		F				*	45		GS-3572	A:33/B:30/D:53/L:92		
			Drive Shaft	L	F		MT			45	engine ANB; engine APU; engine ARK; engine AWT	AW-4490	A:33/D:53/L:614/D2:100		
			Drive Shaft	R	F		MT			45	engine ANB; engine APU; engine ARK; engine AWT	AW-4493	A:33/D:53/L:636/D2:100		
1.8 T quattro	132/180	12/97->09/01	CV Joint		R			*	45		GS-3154	A:33/B:30/D:53/L:93			
			CV Joint		F			*	45		GS-3164	B:33/D2:100/L:32			
			CV Joint		F			*	45		GS-3573	A:38/B:30/D:59,5/L:93,5			
1.9 TDI	66/90	02/96->09/01	CV Joint		F			*	45	engine IZ; engine AHH; engine AHU	GS-3572	A:33/B:30/D:53/L:92			
			Drive Shaft	R	F		MT			45	engine IZ; engine AHH; engine AHU	AW-4500	A:33/D:53/L:622/D2:88		
			Drive Shaft	L	F		MT			45	engine IZ; engine AHH; engine AHU	AW-4501	A:33/D:53/L:602/D2:90		
1.9 TDI	81/110	02/96->09/01	CV Joint		F			*	45	engine AFN; engine AVG	GS-3572	A:33/B:30/D:53/L:92			
			Drive Shaft	R	F		MT			45	engine AFN; engine AVG	AW-4500	A:33/D:53/L:622/D2:88		
			Drive Shaft	L	F		MT			45	engine AFN; engine AVG	AW-4501	A:33/D:53/L:602/D2:90		
1.9 TDI	85/115	03/00->09/01	CV Joint		F			*	45	engine AJM	GS-3743	A:33/B:27/D:53/L:93			
			CV Joint		F			*	45	engine AFF	GS-3572	A:33/B:30/D:53/L:92			
1.9 TDI	55/75	03/96->09/01	Drive Shaft	R	F				45	engine AFF	AW-4500	A:33/D:53/L:622/D2:88			
			Drive Shaft	L	F				45	engine AFF	AW-4501	A:33/D:53/L:602/D2:90			

				Type	L/R	F/R	AT/MT			ABS			Technical Specification	
1.9 TDI quattro	85/115	03/00->09/01	CV Joint		R			*		45	engine AJM; engine ATJ	GS-3154	A:33/B:30/D:53/L:93	
			CV Joint		F		MT	*		45	engine ABC; engine ATJ	GS-3399	A:38/B:27/D:59,5/L:97,5	
			CV Joint		F				*		45	engine AJM	GS-3572	A:33/B:30/D:53/L:92
			CV Joint						*		45		GS-3667	A:33/B:30/D:53/L:92
			Drive Shaft	R	F						45	engine AJM	AW-4500	A:33/D:53/L:622/D2:88
			Drive Shaft	L	F						45	engine AJM	AW-4501	A:33/D:53/L:602/D2:90
1.9 TDI quattro	81/110	09/96->09/01	CV Joint		R			*		45	engine AFN; engine AVG	GS-3154	A:33/B:30/D:53/L:93	
			CV Joint		F			*		45	engine AFN; engine AVG	GS-3572	A:33/B:30/D:53/L:92	
			CV Joint						*		45		GS-3667	A:33/B:30/D:53/L:92
			Drive Shaft	R	F						45	engine AFN; engine AVG	AW-4500	A:33/D:53/L:622/D2:88
2.4	121/165	03/97->09/01	Drive Shaft	L	F		MT			45	engine AGA; engine ALF; engine AML; engine APS; engine ARJ	AW-4496	A:38/D:59,5/L:603/D2:88	
			Drive Shaft	R	F		MT			45	engine AGA; engine ALF; engine AML; engine APS; engine ARJ	AW-4497	A:38/D:59,5/L:624/D2:90	
2.4	120/163	08/97->09/01	CV Joint		F			*		45	engine AJG; engine AMM; engine APZ	GS-3399	A:38/B:27/D:59,5/L:97,5	
			Drive Shaft	L	F		MT			45	engine AJG; engine AMM; engine APZ	AW-4496	A:38/D:59,5/L:603/D2:88	
2.4 quattro	121/165	03/97->09/01	Drive Shaft	R	F		MT			45	engine AJG; engine AMM; engine APZ	AW-4497	A:38/D:59,5/L:624/D2:90	
			CV Joint		R				*		45	engine AGA; engine ALF; engine AML; engine APS; engine ARJ	GS-3154	A:33/B:30/D:53/L:93
2.4 quattro	120/163	08/97->09/01	CV Joint		F; R		MT		*		engine ALF	GS-3164	B:33/D2:100/L:32	
			CV Joint		F			*		45		GS-3573	A:38/B:30/D:59,5/L:93,5	
2.4 quattro	120/163	08/97->09/01	CV Joint		R			*		45	engine APZ	GS-3154	A:33/B:30/D:53/L:93	
			CV Joint		F		MT		*		45		GS-3164	B:33/D2:100/L:32
2.5 TDI	110/150	09/97->09/01	CV Joint		F			*		45	engine AFB; engine AKN	GS-3573	A:38/B:30/D:59,5/L:93,5	
			CV Joint		F			*		45	engine AFB; engine AKN	GS-3399	A:38/B:27/D:59,5/L:97,5	
2.5 TDI quattro	110/150	09/97->09/01	Drive Shaft	L	F		MT			45	engine AFB; engine AKN	AW-4496	A:38/D:59,5/L:603/D2:88	
			Drive Shaft	R	F		MT			45	engine AFB; engine AKN	AW-4497	A:38/D:59,5/L:624/D2:90	
2.5 TDI quattro	110/150	09/97->09/01	CV Joint		R			*		45	engine AFB; engine AKN	GS-3154	A:33/B:30/D:53/L:93	
			CV Joint		F		MT		*		45	engine AFB; engine AKN	GS-3399	A:38/B:27/D:59,5/L:97,5
2.5 TDI quattro	110/150	09/97->09/01	CV Joint		F		AT	*		45	engine AFB; engine AKN	GS-3573	A:38/B:30/D:59,5/L:93,5	
			Drive Shaft	L	F		MT			45	engine AFB; engine AKN	AW-4496	A:38/D:59,5/L:603/D2:88	
2.5 TDI quattro	110/150	09/97->09/01	Drive Shaft	R	F		MT			45	engine AFB; engine AKN	AW-4497	A:38/D:59,5/L:624/D2:90	
			CV Joint		F		MT		*		45	engine ABC	GS-3399	A:38/B:27/D:59,5/L:97,5
2.6	110/150	02/96->09/01	CV Joint		F		AT	*		45	engine ABC	GS-3573	A:38/B:30/D:59,5/L:93,5	
			Drive Shaft	L	F		MT			45	engine ABC	AW-4496	A:38/D:59,5/L:603/D2:88	
2.6 quattro	110/150	01/96->09/01	Drive Shaft	R	F		MT			45	engine ABC	AW-4497	A:38/D:59,5/L:624/D2:90	
			CV Joint		F		MT		*		45	+ ABS; RWD	GS-3141	A:33/B:30/D:53/L:93
2.6 quattro	110/150	01/96->09/01	CV Joint		R			*		45	engine ABC	GS-3154	A:33/B:30/D:53/L:93	
			CV Joint		F			*		45		GS-3164	B:33/D2:100/L:32	
2.6 quattro	110/150	01/96->09/01	CV Joint	L; R	R		MT		*		--07/98	GS-3170	B:33/L:34	
			CV Joint				MT		*			RWD	GS-3175	B:33/D2:100/L:34
2.6 quattro	110/150	01/96->09/01	CV Joint		F			*		45		GS-3573	A:38/B:30/D:59,5/L:93,5	
			CV Joint		F			*		45	engine AAH	GS-3399	A:38/B:27/D:59,5/L:97,5	
2.8	128/174	03/96->09/96	Drive Shaft	L	F		MT			45	engine AAH	AW-4496	A:38/D:59,5/L:603/D2:88	
			Drive Shaft	R	F		MT			45	engine AAH	AW-4497	A:38/D:59,5/L:624/D2:90	
2.8	128/174	03/96->09/96	Drive Shaft	L	F					45		AW-4498	A:38/D:59,5/L:527/D2:90	
			Drive Shaft	R	F		AT			45	-->ch.8D-T-260000	AW-4499	A:38/D:59,5/L:502/D2:88	



KW/HP



Type

L/R

F/R

AT/MT



ABS























Technical Specification







2.8	142/193	10/96->09/01	CV Joint		F			*	45	engine ACK; engine ALG; engine APR; engine AQD	GS-3399	A:38/B:27/D:59,5/L:97,5	
			Drive Shaft	L	F	MT			45	engine ACK; engine ALG; engine APR; engine AQD	AW-4496	A:38/D:59,5/L:603/D2:88	
			Drive Shaft	R	F	MT			45	engine ACK; engine ALG; engine APR; engine AQD	AW-4497	A:38/D:59,5/L:624/D2:90	
			Drive Shaft	L	F				45		AW-4498	A:38/D:59,5/L:527/D2:90	
			Drive Shaft	R	F	AT			45	->ch.8D-T-260000	AW-4499	A:38/D:59,5/L:502/D2:88	
2.8 quattro	128/174	01/96->09/96	CV Joint					MT	*	45	+ ABS; RWD	GS-3141	A:33/B:30/D:53/L:93
			CV Joint		R				*	45	engine AHH	GS-3154	A:33/B:30/D:53/L:93
			CV Joint		F	MT			*			GS-3164	B:33/D2:100/L:32
			CV Joint	L; R	R	MT			*		MD A4 Quattro	GS-3170	B:33/L:34
			CV Joint			MT			*		RWD	GS-3175	B:33/D2:100/L:34
			CV Joint		F				*	45		GS-3573	A:38/B:30/D:59,5/L:93,5
2.8 quattro	142/193	10/96->09/01	CV Joint					MT	*	45	+ ABS; RWD	GS-3141	A:33/B:30/D:53/L:93
			CV Joint		R				*	45	engine ACK; engine ALG; engine AMX; engine APR; engine AQD	GS-3154	A:33/B:30/D:53/L:93
			CV Joint		F	MT			*			GS-3164	B:33/D2:100/L:32
			CV Joint	L; R	R	MT			*			GS-3170	B:33/L:34
			CV Joint			MT			*		RWD	GS-3175	B:33/D2:100/L:34
			CV Joint		F				*	45		GS-3573	A:38/B:30/D:59,5/L:93,5
RS4 quattro	280/380	05/00->09/01	CV Joint		R			*	45	engine ASJ; engine AZR	GS-3154	A:33/B:30/D:53/L:93	
			CV Joint		F			*	45	engine ASJ; engine AZR	GS-3399	A:38/B:27/D:59,5/L:97,5	
S4 quattro	195/265	09/97->09/01	CV Joint		R			*	45	engine AGB	GS-3154	A:33/B:30/D:53/L:93	
			CV Joint		F			*	45	engine AGB	GS-3399	A:38/B:27/D:59,5/L:97,5	








A4 Avant (8E5, B6)








1.6	75/102	09/01->12/04	CV Joint		F		MT		*		->ch.8D-1-200 000; engine ALZ	GS-3164	B:33/D2:100/L:32
			CV Joint		F		AT; MT		*	45	->ch.8D-1-200 000; engine ALZ	GS-3572	A:33/B:30/D:53/L:92
			CV Joint						*			GS-3847	A:38/B:33/D:59,5/L:89
			CV Joint		F		MT		*	45	ch.8E-1-000 001->; engine ALZ	GS-3848	A:38/B:33/D:59,5/L:89
			Drive Shaft	L	F		MT			45	->ch.8D-1-200 000; engine ALZ	AW-4490	A:33/D:53/L:614/D2:100
			Drive Shaft	R	F		MT			45	->ch.8D-1-200 000; engine ALZ	AW-4493	A:33/D:53/L:636/D2:100
1.8 T	120/163	07/02->12/04	CV Joint		F		MT		*	45	->ch.8E-3-390 000; engine BFB	GS-3399	A:38/B:27/D:59,5/L:97,5
			CV Joint						*			GS-3575	B:34/L:85
			CV Joint						*			GS-3847	A:38/B:33/D:59,5/L:89
			CV Joint	L; R	F		SA		*	45		GS-3849	A:38/B:27/D:59,5/L:102
			CV Joint		F		MT		*	45	ch.8E-4-000 001->; engine BFB	GS-3850	A:38/B:27/D:59,5/L:102
			Drive Shaft	L	F		MT			45	engine BFB	AW-4750	A:38/D:59,5/L:593/D2:88
1.8 T	110/150	09/01->07/02	Drive Shaft	R	F		MT			45	engine BFB	AW-4751	A:38/D:59,5/L:613/D2:88
			CV Joint		F				*		->ch.8E-1-014 312; trans.type ENN	GS-3187	B:28/D2:108/L:31,8
			CV Joint		F		MT		*	45	->ch.8E-1-026 954; engine AVJ	GS-3399	A:38/B:27/D:59,5/L:97,5
			CV Joint						*			GS-3575	B:34/L:85
			CV Joint						*			GS-3847	A:38/B:33/D:59,5/L:89
			CV Joint		F		MT		*	45	ch.8E-1-026 955->; engine AVJ	GS-3848	A:38/B:33/D:59,5/L:89
			CV Joint	L; R	F		MT; SA		*	45	->ch.8E-1A026954; ch.8E-1A014313->	GS-3849	A:38/B:27/D:59,5/L:102
			Drive Shaft	L	F		MT			45	->ch.8E-1-026 954; ch.8E-1-014 313->; engine AVJ	AW-4750	A:38/D:59,5/L:593/D2:88
			Drive Shaft	R	F		MT			45	->ch.8E-1-026 954; ch.8E-1-014 313->; engine AVJ	AW-4751	A:38/D:59,5/L:613/D2:88







					Type	L/R	F/R	AT/MT			ABS			Technical Specification
1.8 T	140/190	11/02->12/04	CV Joint	F	AT	*	45	->ch.8E-4-195 500; engine BEX	GS-3399	A:38/B:27/D:59,5/L:97,5				
			CV Joint			*		GS-3575	B:34/L:85					
			CV Joint			*		GS-3847	A:38/B:33/D:59,5/L:89					
			CV Joint	F	AT; MT	*	45	ch.8E-4-195 501->; engine BEX	GS-3850	A:38/B:27/D:59,5/L:102				
			CV Joint			*	45	+ ABS	GS-3937	A:38/B:27/D:59,5/L:97,5				
			Drive Shaft	L	F	MT		45	engine BEX	AW-4750	A:38/D:59,5/L:593/D2:88			
			Drive Shaft	R	F	MT		45	engine BEX	AW-4751	A:38/D:59,5/L:613/D2:88			
			Drive Shaft	L; R	F	AT		45	engine BEX; engine BYK	AW-5078	A:38/D:59,5/L:522			
1.8 T quattro	120/163	07/02->12/04	CV Joint			*		GS-3575	B:34/L:85					
			CV Joint			*		GS-3847	A:38/B:33/D:59,5/L:89					
			CV Joint	F; R		*	45	->ch.8E-5-035 000; engine BFB	GS-3848	A:38/B:33/D:59,5/L:89				
			CV Joint	F	MT	*	45	->ch.8E-1-026 954; engine AVJ	GS-3399	A:38/B:27/D:59,5/L:97,5				
1.8 T quattro	110/150	09/01->07/02	CV Joint			*		GS-3575	B:34/L:85					
			CV Joint	F	MT	*	45	ch.8E-1-026 955->; engine AVJ	GS-3848	A:38/B:33/D:59,5/L:89				
			CV Joint	L; R	F	MT	*	45	->ch.8E-1A026954; ch.8E-1A014313->	GS-3849	A:38/B:27/D:59,5/L:102			
			Drive Shaft	L	F	MT		45	->ch.8E-1A026 954; ch.8E-1A014 313->; engine AVJ	AW-4750	A:38/D:59,5/L:593/D2:88			
			Drive Shaft	R	F	MT		45	->ch.8E-1A026 954; ch.8E-1A014 313->; engine AVJ	AW-4751	A:38/D:59,5/L:613/D2:88			
			CV Joint	R		*		45	ch.8E-3-134 001->; engine BEX	GS-3187	B:28/D2:108/L:31,8			
1.8 T quattro	140/190	11/02->12/04	CV Joint			*		GS-3575	B:34/L:85					
			CV Joint			*		GS-3847	A:38/B:33/D:59,5/L:89					
			CV Joint	F; R		*	45	engine BEX	GS-3848	A:38/B:33/D:59,5/L:89				
			CV Joint	F		*	45	engine BKE	GS-3850	A:38/B:27/D:59,5/L:102				
1.9 TDI	85/116	06/04->12/04	CV Joint			*		GS-3937	A:38/B:27/D:59,5/L:97,5					
			Drive Shaft	L	F		45	engine BKE	AW-4750	A:38/D:59,5/L:593/D2:88				
			Drive Shaft	R	F		45	engine BKE	AW-4751	A:38/D:59,5/L:613/D2:88				
			CV Joint	F	AT; MT	*	45	->ch.8E-3-390 000; ->ch.8E-4-195 500; engine AVF; engine AWX	GS-3399	A:38/B:27/D:59,5/L:97,5				
1.9 TDI	96/130	09/01->12/04	CV Joint			*		GS-3575	B:34/L:85					
			CV Joint			*	45	->03/03; ->12/03; ->ch.8E3390000; ->ch.8E4195500	GS-3849	A:38/B:27/D:59,5/L:102				
			CV Joint	F	AT; MT	*	45	ch.8E-4-000 001->; ch.8E-4-195 501->; engine AVF; engine AWX	GS-3850	A:38/B:27/D:59,5/L:102				
			CV Joint			*	45	+ ABS; ->ch.8E4195501; ch.8E4000001->	GS-3937	A:38/B:27/D:59,5/L:97,5				
			Drive Shaft	L	F	MT		45	engine AVF; engine AWX	AW-4750	A:38/D:59,5/L:593/D2:88			
			Drive Shaft	R	F	MT		45	engine AVF; engine AWX	AW-4751	A:38/D:59,5/L:613/D2:88			
			Drive Shaft	L; R	F	AT		45	engine AVF; engine BYK	AW-5078	A:38/D:59,5/L:522			
			CV Joint	F		*	45	->ch.8E-3-390 000; engine AVB	GS-3399	A:38/B:27/D:59,5/L:97,5				
1.9 TDI	74/101	11/01->12/04	CV Joint			*		GS-3575	B:34/L:85					
			CV Joint	L; R	F	*	45	->03/03	GS-3849	A:38/B:27/D:59,5/L:102				
			CV Joint	F		*	45	ch.8E-4-000 001->; engine AVB	GS-3850	A:38/B:27/D:59,5/L:102				
			CV Joint		MT	*	45	+ ABS; ch.8E4000001->	GS-3937	A:38/B:27/D:59,5/L:97,5				
			Drive Shaft	L	F		45	engine AVB	AW-4750	A:38/D:59,5/L:593/D2:88				
			Drive Shaft	R	F		45	engine AVB	AW-4751	A:38/D:59,5/L:613/D2:88				

													
1.9 TDI quattro	96/130	11/01->12/04	CV Joint	R				*		engine AVF	GS-3187	B:28/D2:108/L:31,8	
			CV Joint	F				*	45	->ch.8E-4-023 000; engine AVF	GS-3399	A:38/B:27/D:59,5/L:97,5	
			CV Joint						*			GS-3575	B:34/L:85
			CV Joint	F					*			GS-3847	A:38/B:33/D:59,5/L:89
			CV Joint	F; R					*	45	ch.8E-4-023 001->; engine AVF	GS-3848	A:38/B:33/D:59,5/L:89
			CV Joint	L; R	F				*	45	->06/03	GS-3849	A:38/B:27/D:59,5/L:102
			Drive Shaft	L	F					45	->ch.8E-4-023 001; engine AVF	AW-4750	A:38/D:59,5/L:593/D2:88
			Drive Shaft	R	F					45	->ch.8E-4-023 001; engine AVF	AW-4751	A:38/D:59,5/L:613/D2:88
			CV Joint	F	MT					*	->ch.8E-1-026 954; ch.8E-1-004 665->; engine ALT	GS-3187	B:28/D2:108/L:31,8
			CV Joint	F	MT					*	45	->ch.8E-1-004 664; engine ALT	GS-3399
2.0	96/130	09/01->12/04	CV Joint					*			GS-3575	B:34/L:85	
			CV Joint					*			GS-3847	A:38/B:33/D:59,5/L:89	
			CV Joint	F	MT				*	45	ch.8E-1-004 665->; engine ALT	GS-3848	A:38/B:33/D:59,5/L:89
			CV Joint	L; R	F	MT			*	45	->ch.8E-1A004664	GS-3849	A:38/B:27/D:59,5/L:102
			CV Joint	F	AT				*	45	engine ALT	GS-3850	A:38/B:27/D:59,5/L:102
			Drive Shaft	L	F	MT				45	->ch.8E-1-004 664; engine ALT	AW-4750	A:38/D:59,5/L:593/D2:88
			Drive Shaft	R	F	MT				45	->ch.8E-1-004 664; engine ALT	AW-4751	A:38/D:59,5/L:613/D2:88
			CV Joint	F	AT				*	45	->ch.8E-4-195 500; engine AWA	GS-3399	A:38/B:27/D:59,5/L:97,5
			CV Joint							*		GS-3575	B:34/L:85
			CV Joint							*		GS-3847	A:38/B:33/D:59,5/L:89
2.0 FSI	110/150	07/02->12/04	CV Joint	F	MT			*	45	->ch.8E-5-035 000; engine AWA	GS-3848	A:38/B:33/D:59,5/L:89	
			CV Joint	F	AT				*	45	ch.8E-4-195 501->; engine AWA	GS-3850	A:38/B:27/D:59,5/L:102
			Drive Shaft	L; R	F	AT				45	engine AWA; engine BYK	AW-5078	A:38/D:59,5/L:522
			CV Joint	F	AT; MT				*	45	->ch.8E-3-390 000; ->ch.8E-4-195 500; engine BDV	GS-3399	A:38/B:27/D:59,5/L:97,5
			CV Joint							*		GS-3575	B:34/L:85
			CV Joint	L; R	F	MT				*	45	->03/03	GS-3849
2.4	125/170	09/01->12/04	CV Joint	F	AT; MT			*	45	ch.8E-4-000 001->; ch.8E-4-195 501->; engine BDV	GS-3850	A:38/B:27/D:59,5/L:102	
			Drive Shaft	L	F	MT				45	engine BDV	AW-4750	A:38/D:59,5/L:593/D2:88
			Drive Shaft	R	F	MT				45	engine BDV	AW-4751	A:38/D:59,5/L:613/D2:88
			Drive Shaft	L; R	F	AT				45	engine BDV; engine BYK	AW-5078	A:38/D:59,5/L:522
			CV Joint	F	AT; MT				*	45	->ch.8E-3-390 000; ->ch.8E-4-195 500; engine AMM	GS-3399	A:38/B:27/D:59,5/L:97,5
			CV Joint							*		GS-3575	B:34/L:85
2.4	120/163	09/01->12/04	CV Joint	L; R	F	MT			*	45	->03/03	GS-3849	A:38/B:27/D:59,5/L:102
			CV Joint	F	AT; MT				*	45	ch.8E-4-000 001->; ch.8E-4-195 501->; engine AMM	GS-3850	A:38/B:27/D:59,5/L:102
			Drive Shaft	L	F	MT				45	engine AMM	AW-4750	A:38/D:59,5/L:593/D2:88
			Drive Shaft	R	F	MT				45	engine AMM	AW-4751	A:38/D:59,5/L:613/D2:88
			Drive Shaft	L; R	F	AT				45	engine AMM; engine BYK	AW-5078	A:38/D:59,5/L:522
			CV Joint	F	AT; MT				*	45	->ch.8E-3-390 000; ->ch.8E-4-195 500; engine BCZ; engine BDG; engine BFC	GS-3399	A:38/B:27/D:59,5/L:97,5
2.5 TDI	120/163	07/02->12/04	CV Joint					*			GS-3575	B:34/L:85	
			CV Joint	L; R	F	MT			*	45	engine BFC; trans.type GAZ/FRG	GS-3849	A:38/B:27/D:59,5/L:102
			CV Joint	F	AT; MT				*	45	ch.8E-4-100 000->; ch.8E-4-195 501->; engine BCZ; engine BDG; engine BFC	GS-3850	A:38/B:27/D:59,5/L:102
			CV Joint						*	45	+ABS; engine mod. BCZ, BDG	GS-3937	A:38/B:27/D:59,5/L:97,5
			Drive Shaft	L	F	MT				45	engine BFC; trans.type FRG; trans.type GAZ	AW-4750	A:38/D:59,5/L:593/D2:88
			Drive Shaft	R	F	MT				45	engine BFC; trans.type FRG; trans.type GAZ	AW-4751	A:38/D:59,5/L:613/D2:88
			Drive Shaft	L; R	F	AT				45	engine BCZ; engine BDG; engine BFC; engine BYK	AW-5078	A:38/D:59,5/L:522

		kw/HP		Type	L/R	F/R	AT/MT			ABS			Technical Specification	
2.5 TDI	114/155	09/01->07/02	CV Joint		F		AT	*		45	engine AYM	GS-3399	A:38/B:27/D:59,5/L:97,5	
			CV Joint						*				GS-3575	B:34/L:85
			CV Joint	L; R	F		MT	*			45	trans.type GAZ/FRG	GS-3849	A:38/B:27/D:59,5/L:102
			CV Joint		F		MT	*			45	engine AYM	GS-3850	A:38/B:27/D:59,5/L:102
			Drive Shaft	L	F		MT				45	engine AYM; trans.type FRG; trans.type GAZ	AW-4750	A:38/D:59,5/L:593/D2:88
			Drive Shaft	R	F		MT				45	engine AYM; trans.type FRG; trans.type GAZ	AW-4751	A:38/D:59,5/L:613/D2:88
			Drive Shaft	L; R	F		AT				45	engine AYM	AW-5078	A:38/D:59,5/L:522
2.5 TDI quattro	132/180	09/01->12/04	CV Joint		R				*		engine AKE; engine BAU; engine BDH	GS-3187	B:28/D2:108/L:31,8	
			CV Joint		F		AT; MT	*		45	->ch.8E-4-195 500; engine AKE; engine BAU	GS-3399	A:38/B:27/D:59,5/L:97,5	
			CV Joint							*			GS-3575	B:34/L:85
			CV Joint		R				*		45	engine AKE; engine BAU; engine BDH	GS-3848	A:38/B:33/D:59,5/L:89
			CV Joint	L; R	F			*			45	->12/03; ->ch.8E4195500; engine Ec_AKE; engine Ec_AKE/BAU	GS-3849	A:38/B:27/D:59,5/L:102
			CV Joint		F		AT; MT	*			45	ch.8E-4-195 501->; engine AKE; engine BAU; engine BDH	GS-3850	A:38/B:27/D:59,5/L:102
			Drive Shaft	L	F		MT				45	engine AKE; engine BAU; engine BDH	AW-4750	A:38/D:59,5/L:593/D2:88
3.0	160/218	04/01->12/04	Drive Shaft	R	F		MT			45	engine AKE; engine BAU; engine BDH	AW-4751	A:38/D:59,5/L:613/D2:88	
			CV Joint		F		AT; MT	*		45	->ch.8E-3-390 000; ->ch.8E-4-195 500; engine BBJ	GS-3399	A:38/B:27/D:59,5/L:97,5	
			CV Joint							*			GS-3575	B:34/L:85
			CV Joint	L; R	F		MT	*			45	->03/03	GS-3849	A:38/B:27/D:59,5/L:102
			CV Joint		F		AT; MT	*			45	ch.8E-4-000 001->; ch.8E-4-195 501->; engine BBJ	GS-3850	A:38/B:27/D:59,5/L:102
			CV Joint					*			45	+ABS; ch.8E4350001->	GS-3937	A:38/B:27/D:59,5/L:97,5
			Drive Shaft	L	F		MT				45	engine BBJ	AW-4750	A:38/D:59,5/L:593/D2:88
3.0	162/220	09/01->12/04	Drive Shaft	R	F		MT			45	engine BBJ	AW-4751	A:38/D:59,5/L:613/D2:88	
			Drive Shaft	L; R	F		AT			45	->ch.8E-4-195 500; engine BBJ	AW-5078	A:38/D:59,5/L:522	
			CV Joint		F		AT; MT	*			45	->ch.8E-3-390 000; ->ch.8E-4-195 500; engine ASN	GS-3399	A:38/B:27/D:59,5/L:97,5
			CV Joint							*			GS-3575	B:34/L:85
			CV Joint	L; R	F			*			45	->03/03; ->12/03; ->ch.8E3390000; ->ch.8E4195500	GS-3849	A:38/B:27/D:59,5/L:102
			CV Joint		F		AT; MT	*			45	ch.8E-4-000 001->; ch.8E-4-195 501->; engine ASN	GS-3850	A:38/B:27/D:59,5/L:102
			Drive Shaft	L	F		MT				45	engine ASN	AW-4750	A:38/D:59,5/L:593/D2:88
3.0 quattro	160/218	04/01->12/04	Drive Shaft	R	F		MT			45	engine ASN	AW-4751	A:38/D:59,5/L:613/D2:88	
			Drive Shaft	L; R	F		AT			45	->ch.8E-4-195 500; engine ASN	AW-5078	A:38/D:59,5/L:522	
			CV Joint		F; R		MT		*			ch.8E-4-350 001->; engine BBJ	GS-3187	B:28/D2:108/L:31,8
			CV Joint		F		AT; MT	*			45	->ch.8E-4-195 500; ->ch.8E-4-350 000; engine BBJ	GS-3399	A:38/B:27/D:59,5/L:97,5
			CV Joint							*			GS-3575	B:34/L:85
			CV Joint		R			*			45	engine BBJ	GS-3848	A:38/B:33/D:59,5/L:89
			CV Joint	L; R	F			*			45	->05/03	GS-3849	A:38/B:27/D:59,5/L:102
3.0 quattro	162/220	09/01->12/04	CV Joint		F		AT; MT	*		45	ch.8E-4-195 501->; engine BBJ	GS-3850	A:38/B:27/D:59,5/L:102	
			CV Joint					*		45	+ABS; ch.8E4350001->	GS-3937	A:38/B:27/D:59,5/L:97,5	
			CV Joint		F; R		MT		*			ch.8E-4-350 001->; engine ASN	GS-3187	B:28/D2:108/L:31,8
			CV Joint		F		AT; MT	*			45	->ch.8E-4-195 500; ->ch.8E-4-350 000; engine ASN	GS-3399	A:38/B:27/D:59,5/L:97,5
			CV Joint							*			GS-3575	B:34/L:85
			CV Joint		R			*			45	engine ASN	GS-3848	A:38/B:33/D:59,5/L:89
			CV Joint	L; R	F			*			45	->04/04; ->12/03; ->ch.8E4195500; ->ch.8E4350000	GS-3849	A:38/B:27/D:59,5/L:102
				F		AT; MT	*		45	ch.8E-4-195 501->; ch.8E-4-350 001->; engine ASN	GS-3850	A:38/B:27/D:59,5/L:102		

														
		kw/HP		Type	L/R	F/R	AT/MT		ABS		Technical Specification			
S4 quattro		253/344	03/03->12/04	CV Joint		R			*	engine BBK	GS-3187	B:28/D2:108/L:31,8		
				CV Joint		R		AT		*	45 ch.8E-6-000 001->; engine BBK	GS-3848	A:38/B:33/D:59,5/L:89	
				CV Joint		F					*	45 engine BBK	GS-3850	A:38/B:27/D:59,5/L:102
				CV Joint							*	45 +ABS	GS-3937	A:38/B:27/D:59,5/L:97,5
				Drive Shaft	L	F	MT					45 engine BBK	AW-4750	A:38/D:59,5/L:593/D2:88
				Drive Shaft	R	F	MT					45 engine BBK	AW-4751	A:38/D:59,5/L:613/D2:88
A4 Avant [8ED, B7] 														
1.6		75/102	11/04->06/08	CV Joint					*		GS-3847	A:38/B:33/D:59,5/L:89		
				CV Joint		F		MT		*	45 engine ALZ	GS-3848	A:38/B:33/D:59,5/L:89	
				CV Joint							*		GS-3575	B:34/L:85
				CV Joint		F					*	45 engine BFB	GS-3850	A:38/B:27/D:59,5/L:102
1.8 T		120/163	11/04->06/08	CV Joint					*	45 +ABS	GS-3937	A:38/B:27/D:59,5/L:97,5		
				Drive Shaft	L	F	MT				45 engine BFB	AW-4750	A:38/D:59,5/L:593/D2:88	
				Drive Shaft	R	F	MT				45 engine BFB	AW-4751	A:38/D:59,5/L:613/D2:88	
				Drive Shaft	L; R	F	AT				45 engine BYK	AW-5078	A:38/D:59,5/L:522	
1.8 T quattro		120/163	11/04->06/08	CV Joint		F			*	--ch.8E-5-035 000; engine BFB	GS-3109	B:28/D2:108/L:32		
				CV Joint							*		GS-3575	B:34/L:85
				CV Joint							*		GS-3847	A:38/B:33/D:59,5/L:89
				CV Joint		F		MT			*	45 engine BFB	GS-3848	A:38/B:33/D:59,5/L:89
1.9 TDI		85/116	11/04->06/08	CV Joint		F			*	45 engine BKE; engine BRB	GS-3850	A:38/B:27/D:59,5/L:102		
				CV Joint							*	45 +ABS	GS-3937	A:38/B:27/D:59,5/L:97,5
				Drive Shaft	L	F	MT				45 engine BKE; engine BRB	AW-4750	A:38/D:59,5/L:593/D2:88	
				Drive Shaft	R	F	MT				45 engine BKE; engine BRB	AW-4751	A:38/D:59,5/L:613/D2:88	
2.0		96/130	11/04->06/08	CV Joint		F			*	--ch.8E-5-035 000; engine ALT	GS-3109	B:28/D2:108/L:32		
				CV Joint							*		GS-3847	A:38/B:33/D:59,5/L:89
				CV Joint		F		MT			*	45 engine ALT	GS-3848	A:38/B:33/D:59,5/L:89
				CV Joint		F		AT			*	45 engine ALT	GS-3850	A:38/B:27/D:59,5/L:102
2.0 TDI		125/170	06/06->06/08	CV Joint					*		GS-3575	B:34/L:85		
				CV Joint		F		MT			*	45 engine BRD	GS-3850	A:38/B:27/D:59,5/L:102
				CV Joint							*	45 +ABS	GS-3937	A:38/B:27/D:59,5/L:97,5
				Drive Shaft	L	F	MT				45 engine BRD	AW-4750	A:38/D:59,5/L:593/D2:88	
2.0 TDI		100/136	11/04->06/08	Drive Shaft	R	F	MT		45 engine BRD	AW-4751	A:38/D:59,5/L:613/D2:88			
				CV Joint							*		GS-3575	B:34/L:85
				CV Joint		F					*	45 engine BNA; engine BRF	GS-3850	A:38/B:27/D:59,5/L:102
				CV Joint							*	45 +ABS	GS-3937	A:38/B:27/D:59,5/L:97,5
2.0 TDI		103/140	11/04->06/08	Drive Shaft	L	F	MT		45 engine BNA; engine BRF; trans.type HCF	AW-4750	A:38/D:59,5/L:593/D2:88			
				Drive Shaft	R	F	MT		45 engine BNA; engine BRF; trans.type HCF	AW-4751	A:38/D:59,5/L:613/D2:88			
				CV Joint							*		GS-3575	B:34/L:85
				CV Joint		F					*	45 engine BPW	GS-3850	A:38/B:27/D:59,5/L:102
2.0 TDI		93/126	11/05->11/06	CV Joint					*	45 +ABS	GS-3937	A:38/B:27/D:59,5/L:97,5		
				CV Joint				AT; MT			*	45 +ABS	GS-3937	A:38/B:27/D:59,5/L:97,5
2.0 TDI		93/126	11/05->11/06	Drive Shaft	L	F	MT		45 engine BPW	AW-4750	A:38/D:59,5/L:593/D2:88			
				Drive Shaft	R	F	MT		45 engine BPW	AW-4751	A:38/D:59,5/L:613/D2:88			

			Type	L/R	F/R	AT/MT			ABS			Technical Specification
2.0 TDI 16V	103/140	11/04->06/08	CV Joint						*		GS-3575	B:34/L:85
			CV Joint	F			*	45	engine BLB; engine BRE		GS-3850	A:38/B:27/D:59,5/L:102
			CV Joint			AT; MT	*	45	+ABS		GS-3937	A:38/B:27/D:59,5/L:97,5
			Drive Shaft	L	F	MT		45	engine BLB; engine BRE; trans.type HCF		AW-4750	A:38/D:59,5/L:593/D2:88
			Drive Shaft	R	F	MT		45	engine BLB; engine BRE; trans.type HCF		AW-4751	A:38/D:59,5/L:613/D2:88
2.0 TDI quattro	103/140	01/06->06/08	CV Joint	F		MT	*	45	engine BPW	GS-3848	A:38/B:33/D:59,5/L:89	
2.0 TDI quattro	125/170	06/06->06/08	CV Joint					*		GS-3847	A:38/B:33/D:59,5/L:89	
			CV Joint	F		MT	*	45	engine BRD		GS-3848	A:38/B:33/D:59,5/L:89
2.0 TFSI	162/220	06/05->06/08	CV Joint						*		GS-3575	B:34/L:85
			CV Joint	F		MT	*	45	engine BUL		GS-3850	A:38/B:27/D:59,5/L:102
			CV Joint				*	45	+ABS		GS-3937	A:38/B:27/D:59,5/L:97,5
			Drive Shaft	L	F	MT		45	engine BUL		AW-4750	A:38/D:59,5/L:593/D2:88
			Drive Shaft	R	F	MT		45	engine BUL		AW-4751	A:38/D:59,5/L:613/D2:88
2.0 TFSI	125/170	10/06->06/08	CV Joint	L; R	F			*	45	03/07->	GS-3849	A:38/B:27/D:59,5/L:102
			CV Joint		F	AT	*	45	engine BYK		GS-3850	A:38/B:27/D:59,5/L:102
			CV Joint				*	45	+ABS		GS-3937	A:38/B:27/D:59,5/L:97,5
			Drive Shaft	L; R	F	AT		45	engine BYK		AW-5078	A:38/D:59,5/L:522
2.0 TFSI	147/200	11/04->06/08	CV Joint						*		GS-3575	B:34/L:85
			CV Joint	F			*	45	engine BGB; engine BWE		GS-3850	A:38/B:27/D:59,5/L:102
			CV Joint				*	45	+ABS		GS-3937	A:38/B:27/D:59,5/L:97,5
			Drive Shaft	L	F	MT		45	engine BGB; engine BWE		AW-4750	A:38/D:59,5/L:593/D2:88
			Drive Shaft	R	F	MT		45	engine BGB; engine BWE		AW-4751	A:38/D:59,5/L:613/D2:88
2.0 TFSI quattro	162/220	06/05->06/08	CV Joint	F		MT	*	45	engine BUL	GS-3848	A:38/B:33/D:59,5/L:89	
			CV Joint		R		*		engine BGB	GS-3187	B:28/D2:108/L:31,8	
2.0 TFSI quattro	147/200	11/04->06/08	CV Joint					*		GS-3847	A:38/B:33/D:59,5/L:89	
			CV Joint	F; R			*	45	engine BGB; engine BWE		GS-3848	A:38/B:33/D:59,5/L:89
2.5 TDI	120/163	11/04->05/06	CV Joint	F		AT	*	45	->ch.8E-4-195 500; engine BCZ; engine BDG	GS-3399	A:38/B:27/D:59,5/L:97,5	
			CV Joint		F	AT	*	45	->ch.8E-4-1950500; ch.8E-4-195 501->; engine BCZ; engine BDG	GS-3850	A:38/B:27/D:59,5/L:102	
			CV Joint			MT	*	45	+ABS		GS-3937	A:38/B:27/D:59,5/L:97,5
			Drive Shaft	L; R	F	AT		45	engine BCZ; engine BDG; engine BYK		AW-5078	A:38/D:59,5/L:522
2.7 TDi	120/163	11/05->03/08	CV Joint					*	45	GS-3937	A:38/B:27/D:59,5/L:97,5	
2.7 TDI	132/180	01/06->06/08	CV Joint						*	45	GS-3937	A:38/B:27/D:59,5/L:97,5
			CV Joint	F			*	45	engine BBJ		GS-3850	A:38/B:27/D:59,5/L:102
			CV Joint				*	45	+ABS		GS-3937	A:38/B:27/D:59,5/L:97,5
			Drive Shaft	L	F	MT		45	engine BBJ		AW-4750	A:38/D:59,5/L:593/D2:88
			Drive Shaft	R	F	MT		45	engine BBJ		AW-4751	A:38/D:59,5/L:613/D2:88
3.0	160/218	11/04->05/06	Drive Shaft	L; R	F	AT		45	engine BYK		AW-5078	A:38/D:59,5/L:522
			CV Joint	F		MT	*		ch.8E-4-350 001->; engine BBJ	GS-3187	B:28/D2:108/L:31,8	
			CV Joint	F		AT; MT	*	45	->ch.8E-4-350 000; ch.8E-4-195 500->; engine BBJ	GS-3399	A:38/B:27/D:59,5/L:97,5	
			CV Joint	F		AT; MT	*	45	ch.8E-4-195 501->; ch.8E-4-350 001->; engine BBJ	GS-3850	A:38/B:27/D:59,5/L:102	
3.0 quattro	160/218	11/04->07/06	CV Joint				*	45	+ABS	GS-3937	A:38/B:27/D:59,5/L:97,5	
			CV Joint				*			GS-3575	B:34/L:85	
			CV Joint	F			*	45	engine ASB	GS-3850	A:38/B:27/D:59,5/L:102	
3.0 TDI quattro	171/233	01/06->06/08	CV Joint				*	45	+ABS	GS-3937	A:38/B:27/D:59,5/L:97,5	
			Drive Shaft	L	F	MT		45	engine ASB	AW-4750	A:38/D:59,5/L:593/D2:88	
			Drive Shaft	R	F	MT		45	engine ASB	AW-4751	A:38/D:59,5/L:613/D2:88	








	kw/HP		Type	L/R	F/R	AT/MT			ABS			Technical Specification	
3.0 TDI quattro	150/204	11/04->06/08	CV Joint		R				*	engine BKN	GS-3187	B:28/D2:108/L:31,8	
			CV Joint						*		GS-3575	B:34/L:85	
			CV Joint		R				*	45	engine BKN	GS-3848	A:38/B:33/D:59,5/L:89
			CV Joint		F				*	45	engine BKN	GS-3850	A:38/B:27/D:59,5/L:102
			CV Joint						*	45	+ ABS	GS-3937	A:38/B:27/D:59,5/L:97,5
			Drive Shaft	L	F	MT				45	engine BKN	AW-4750	A:38/D:59,5/L:593/D2:88
			Drive Shaft	R	F	MT				45	engine BKN	AW-4751	A:38/D:59,5/L:613/D2:88
3.2 FSI	188/255	01/05->06/08	CV Joint		F	AT		*	45	engine AUK	GS-3850	A:38/B:27/D:59,5/L:102	
			CV Joint			AT		*	45	+ ABS	GS-3937	A:38/B:27/D:59,5/L:97,5	
			Drive Shaft	L; R	F	AT				45	engine BYK	AW-5078	A:38/D:59,5/L:522
3.2 FSI quattro	188/255	01/05->06/08	CV Joint		F; R	MT		*		engine AUK	GS-3187	B:28/D2:108/L:31,8	
			CV Joint		R			*	45	engine AUK	GS-3848	A:38/B:33/D:59,5/L:89	
			CV Joint		F			*	45	engine AUK	GS-3850	A:38/B:27/D:59,5/L:102	
RS4 quattro	309/420	09/05->06/08	CV Joint			MT		*	45	+ ABS	GS-3937	A:38/B:27/D:59,5/L:97,5	
			CV Joint					*			GS-3575	B:34/L:85	
S4 quattro	253/344	11/04->06/08	CV Joint		F			*	45	engine BBK	GS-3850	A:38/B:27/D:59,5/L:102	
			CV Joint					*	45	+ ABS	GS-3937	A:38/B:27/D:59,5/L:97,5	
			Drive Shaft	L	F	MT				45	engine BBK	AW-4750	A:38/D:59,5/L:593/D2:88
			Drive Shaft	R	F	MT				45	engine BBK	AW-4751	A:38/D:59,5/L:613/D2:88










A4 Avant (8K5, B8)








1.8 TFSI	88/120	04/08->12/15	CV Joint		F			*			GS-4039	A:42/B:27/D:76,5/L:88,5
1.8 TFSI	118/160	11/07->03/12	CV Joint		F			*			GS-4039	A:42/B:27/D:76,5/L:88,5
1.8 TFSI quattro	118/160	09/08->03/12	CV Joint		F; R			*			GS-4039	A:42/B:27/D:76,5/L:88,5
2.0 TDI	105/143	04/08->12/15	CV Joint		F	6MT; CVT		*			GS-4039	A:42/B:27/D:76,5/L:88,5
2.0 TDI	125/170	04/08->03/12	CV Joint		F	CVT		*			GS-4039	A:42/B:27/D:76,5/L:88,5
2.0 TDI	100/136	04/08->12/15	CV Joint		F	6MT; CVT		*			GS-4039	A:42/B:27/D:76,5/L:88,5
2.0 TDI	88/120	06/08->12/15	CV Joint		F	6MT; CVT		*			GS-4039	A:42/B:27/D:76,5/L:88,5
2.0 TDI	120/163	08/08->12/15	CV Joint		F	6MT; CVT		*			GS-4039	A:42/B:27/D:76,5/L:88,5
2.0 TDI quattro	105/143	04/08->12/15	CV Joint		F; R			*			GS-4039	A:42/B:27/D:76,5/L:88,5
2.0 TDI quattro	125/170	08/08->03/12	CV Joint		F; R			*			GS-4039	A:42/B:27/D:76,5/L:88,5
2.0 TFSI	155/211	06/08->05/13	CV Joint		F	6MT; CVT		*			GS-4039	A:42/B:27/D:76,5/L:88,5
2.0 TFSI	132/180	06/08->12/15	CV Joint		F	6MT; CVT		*	->03/12		GS-4039	A:42/B:27/D:76,5/L:88,5
2.0 TFSI flexible fuel	132/180	11/09->12/15	CV Joint		F			*	->03/12		GS-4039	A:42/B:27/D:76,5/L:88,5
2.0 TFSI flexible fuel quattro	132/180	11/09->12/15	CV Joint		F; R			*			GS-4039	A:42/B:27/D:76,5/L:88,5
2.0 TFSI quattro	155/211	06/08->12/15	CV Joint		F; R			*			GS-4039	A:42/B:27/D:76,5/L:88,5
2.7 TDI	140/190	04/08->03/12	CV Joint			6AT; 6MT		*			GS-4037	A:42/B:29/D:76,5/L:95,5
2.7 TDI	120/163	06/08->03/12	CV Joint			6AT; 6MT		*			GS-4037	A:42/B:29/D:76,5/L:95,5
3.0 TDI quattro	176/240	04/08->03/12	CV Joint		F; R			*			GS-4039	A:42/B:27/D:76,5/L:88,5
3.2 FSI	195/265	09/08->03/12	CV Joint		F	CVT		*			GS-4039	A:42/B:27/D:76,5/L:88,5
3.2 FSI quattro	195/265	04/08->03/12	CV Joint		F; R			*			GS-4039	A:42/B:27/D:76,5/L:88,5
S4 quattro	245/333	11/08->12/15	CV Joint		F; R			*			GS-4039	A:42/B:27/D:76,5/L:88,5









A4 Convertible (8H7, B6, 8HE, B7)

1.8 T	120/163	07/02->03/09	CV Joint					*			GS-3575	B:34/L:85
			CV Joint	L; R	F			*	45	->03/03; ->12/03; ->ch.8E3390000; ->ch.8E4195500	GS-3849	A:38/B:27/D:59,5/L:102

	kW/HP		Type	L/R	F/R	AT/MT			ABS			Technical Specification
1.8 T quattro	120/163	05/03->03/09	CV Joint						*		GS-3575	B:34/L:85
			CV Joint						*		GS-3575	B:34/L:85
2.0	96/130	09/04->12/05	CV Joint						*		GS-3847	A:38/B:33/D:59,5/L:89
			CV Joint	L; R	F	MT			*	45 ->ch.8E-1A004664	GS-3849	A:38/B:27/D:59,5/L:102
			CV Joint						*		GS-3575	B:34/L:85
			CV Joint		F				*	45 engine BPW	GS-3850	A:38/B:27/D:59,5/L:102
2.0 TDI	103/140	01/06->03/09	CV Joint						*	45 + ABS	GS-3937	A:38/B:27/D:59,5/L:97,5
			Drive Shaft	L	F	MT			45	engine BPW	AW-4750	A:38/D:59,5/L:593/D2:88
			Drive Shaft	R	F	MT			45	engine BPW	AW-4751	A:38/D:59,5/L:613/D2:88
2.0 TDI	100/136	01/06->03/09	CV Joint			AT; MT			*	45 + ABS	GS-3937	A:38/B:27/D:59,5/L:97,5
			CV Joint		F				*	trans.type AT	GS-3575	B:34/L:85
2.0 TFSI 16V	147/200	01/06->03/09	CV Joint						*	45 + ABS	GS-3937	A:38/B:27/D:59,5/L:97,5
			CV Joint						*		GS-3575	B:34/L:85
2.4	125/170	04/02->12/05	CV Joint	L; R	F				*	45 ->03/03; ->12/03; ->ch.8E3390000; ->ch.8E4195500	GS-3849	A:38/B:27/D:59,5/L:102
			CV Joint						*		GS-3575	B:34/L:85
2.4	120/163	04/02->12/05	CV Joint	L; R	F				*	45 ->12/03; ->ch.8E3390000; ->ch.8E4195500; 06/03->	GS-3849	A:38/B:27/D:59,5/L:102
			CV Joint						*		GS-3575	B:34/L:85
2.5 TDI	120/163	08/02->12/05	CV Joint	L; R	F				*	45 ->12/03; engine Ec_BFC	GS-3849	A:38/B:27/D:59,5/L:102
			CV Joint						*	45 + ABS; engine mod. BCZ, BDG	GS-3937	A:38/B:27/D:59,5/L:97,5
2.7 TDI	132/180	06/06->03/09	CV Joint						*	45	GS-3937	A:38/B:27/D:59,5/L:97,5
			CV Joint						*		GS-3575	B:34/L:85
3.0	162/220	04/02->12/05	CV Joint	L; R	F				*	45 ->03/03; ->12/03; ->ch.8E3390000; ->ch.8E4195500	GS-3849	A:38/B:27/D:59,5/L:102
3.0	160/218	04/02->12/05	CV Joint	L; R	F	MT			*	45 ->03/03; ->ch.8E3390000	GS-3849	A:38/B:27/D:59,5/L:102
			CV Joint						*		GS-3575	B:34/L:85
3.0 quattro	162/220	05/03->12/05	CV Joint	L; R	F				*	45 ->04/04; ->12/03; ->ch.8E4195500; ->ch.8E4350000	GS-3849	A:38/B:27/D:59,5/L:102
			CV Joint						*		GS-3575	B:34/L:85
3.0 TDI quattro	171/233	01/06->03/09	CV Joint						*	45 + ABS	GS-3937	A:38/B:27/D:59,5/L:97,5
3.0 TDI quattro	150/204	01/06->03/09	CV Joint			AT; MT			*	45 + ABS	GS-3937	A:38/B:27/D:59,5/L:97,5
			CV Joint						*		GS-3575	B:34/L:85
3.2 FSI	188/255	01/06->03/09	CV Joint						*	45 + ABS	GS-3937	A:38/B:27/D:59,5/L:97,5
			CV Joint						*		GS-3575	B:34/L:85
3.2 FSI quattro	188/255	01/06->03/09	CV Joint						*	45 + ABS	GS-3937	A:38/B:27/D:59,5/L:97,5
S4 quattro	253/344	03/04->03/09	CV Joint						*	45 + ABS	GS-3937	A:38/B:27/D:59,5/L:97,5
A5 [8T3] 												
1.8 TFSI	118/160	05/09->	CV Joint		F; R				*		GS-4039	A:42/B:27/D:76,5/L:88,5
1.8 TFSI	125/170	10/07->	CV Joint		F				*		GS-4039	A:42/B:27/D:76,5/L:88,5
2.0 TDI	125/170	08/08->	CV Joint		F				*		GS-4039	A:42/B:27/D:76,5/L:88,5
2.0 TDI quattro	125/170	08/08->	CV Joint		F; R				*		GS-4039	A:42/B:27/D:76,5/L:88,5
2.0 TFSI	155/211	06/08->	CV Joint		F				*		GS-4039	A:42/B:27/D:76,5/L:88,5
2.0 TFSI	132/180	11/08->	CV Joint		F				*		GS-4039	A:42/B:27/D:76,5/L:88,5
2.7 TDI	140/190	06/07->	CV Joint			6AT; 6MT			*		GS-4037	A:42/B:29/D:76,5/L:95,5
2.7 TDI	120/163	09/07->	CV Joint			6AT; 6MT			*		GS-4037	A:42/B:29/D:76,5/L:95,5
3.0 TDI quattro	155/211	03/08->	CV Joint		F; R				*		GS-4039	A:42/B:27/D:76,5/L:88,5
3.0 TDI quattro	176/240	06/07->	CV Joint		F; R				*		GS-4039	A:42/B:27/D:76,5/L:88,5
3.2 FSI	195/265	06/07->	CV Joint		F				*		GS-4039	A:42/B:27/D:76,5/L:88,5

	KW/HP		Type	L/R	F/R	AT/MT			ABS			Technical Specification
RS 5 quattro	331/450	03/10->	CV Joint		F; R		*		--11/11		GS-4039	A:42/B:27/D:76,5/L:88,5
S5 quattro	260/354	06/07->	CV Joint		F; R		*				GS-4039	A:42/B:27/D:76,5/L:88,5
A5 Convertible (8F7) 												
1.8 TFSI	118/160	09/09->	CV Joint		F		*				GS-4039	A:42/B:27/D:76,5/L:88,5
1.8 TFSI	125/170	10/11->	CV Joint		F		*				GS-4039	A:42/B:27/D:76,5/L:88,5
2.0 TDI	125/170	05/09->	CV Joint		F		*				GS-4039	A:42/B:27/D:76,5/L:88,5
2.0 TFSI	132/180	03/09->	CV Joint		F		*				GS-4039	A:42/B:27/D:76,5/L:88,5
2.0 TFSI	155/211	03/09->	CV Joint		F		*				GS-4039	A:42/B:27/D:76,5/L:88,5
2.7 TDI	140/190	03/09->	CV Joint			6AT; 6MT	*				GS-4037	A:42/B:29/D:76,5/L:95,5
3.0 TDI quattro	176/240	03/09->	CV Joint		F; R		*				GS-4039	A:42/B:27/D:76,5/L:88,5
3.2 FSI	195/265	03/09->	CV Joint		F		*				GS-4039	A:42/B:27/D:76,5/L:88,5
S5 quattro	245/333	06/09->	CV Joint		F; R		*				GS-4039	A:42/B:27/D:76,5/L:88,5
A5 Sportback (8TA) 												
1.8 TFSI	118/160	11/09->	CV Joint		F		*				GS-4039	A:42/B:27/D:76,5/L:88,5
2.0 TDI	125/170	09/09->	CV Joint		F		*				GS-4039	A:42/B:27/D:76,5/L:88,5
2.0 TDI	105/143	09/09->	CV Joint		F		*				GS-4039	A:42/B:27/D:76,5/L:88,5
2.0 TFSI	132/180	09/09->	CV Joint		F		*				GS-4039	A:42/B:27/D:76,5/L:88,5
2.0 TFSI	155/211	09/09->	CV Joint		F		*				GS-4039	A:42/B:27/D:76,5/L:88,5
2.7 TDI	140/190	09/09->	CV Joint				*				GS-4037	A:42/B:29/D:76,5/L:95,5
			CV Joint		F		*		--02/12		GS-4039	A:42/B:27/D:76,5/L:88,5
3.0 TDI quattro	176/240	09/09->	CV Joint		F; R		*				GS-4039	A:42/B:27/D:76,5/L:88,5
S5 quattro	245/333	01/10->	CV Joint		F; R		*				GS-4039	A:42/B:27/D:76,5/L:88,5
A6 (4A, C4) 												
1.8	92/125	12/95->10/97	CV Joint		F		*				GS-3109	B:28/D2:108/L:32
			CV Joint		F		*	45			GS-3173	A:38/B:30/D:59,5/L:95
			CV Joint		F; R	AT	*				GS-3109	B:28/D2:108/L:32
1.8 quattro	92/125	12/95->10/97	CV Joint		R		*	45			GS-3167	A:38/B:25/D:59,5/L:95,5
			CV Joint		F	AT	*	45			GS-3169	A:38/B:27/D:59,5/L:103
			CV Joint		F	MT	*	45			GS-3173	A:38/B:30/D:59,5/L:95
1.9 TDI	66/90	06/94->10/97	CV Joint		F		*				GS-3109	B:28/D2:108/L:32
			CV Joint		F		*	45			GS-3173	A:38/B:30/D:59,5/L:95
2.0	74/100	06/94->10/97	CV Joint		F		*				GS-3109	B:28/D2:108/L:32
			CV Joint		F		*	45			GS-3173	A:38/B:30/D:59,5/L:95
2.0	85/115	06/94->10/97	CV Joint		F		*				GS-3109	B:28/D2:108/L:32
			CV Joint		F		*	45			GS-3173	A:38/B:30/D:59,5/L:95
2.0 16V	103/140	06/94->10/97	CV Joint		F		*				GS-3109	B:28/D2:108/L:32
			CV Joint		F		*	45			GS-3173	A:38/B:30/D:59,5/L:95
			CV Joint		R		*				GS-3109	B:28/D2:108/L:32
2.0 16V quattro	103/140	06/94->10/97	CV Joint		R		*	45			GS-3167	A:38/B:25/D:59,5/L:95,5
			CV Joint		F		*	45			GS-3173	A:38/B:30/D:59,5/L:95
2.3	98/133	06/94->12/95	CV Joint		F		*				GS-3109	B:28/D2:108/L:32
			CV Joint		F		*	45			GS-3173	A:38/B:30/D:59,5/L:95

	KW/HP		Type	L/R	F/R	AT/MT			ABS			Technical Specification
2.3 quattro	98/133	06/94->12/95	CV Joint		F; R				*		GS-3109	B:28/D2:108/L:32
			CV Joint		R		*	45		GS-3167	A:38/B:25/D:59,5/L:95,5	
			CV Joint		F		*	45		GS-3173	A:38/B:30/D:59,5/L:95	
2.5 TDI	84/114	01/95->10/97	CV Joint		F	AT			*		GS-3109	B:28/D2:108/L:32
			CV Joint		F		*	45		GS-3169	A:38/B:27/D:59,5/L:103	
			Drive Shaft	R	F	AT		45		AW-4238	A:38/D:59,5/L:488/D2:88	
2.5 TDI	85/116	06/94->10/97	CV Joint		F	AT			*		GS-3109	B:28/D2:108/L:32
			CV Joint		F		*	45		GS-3169	A:38/B:27/D:59,5/L:103	
			Drive Shaft	R	F	AT		45		AW-4238	A:38/D:59,5/L:488/D2:88	
2.5 TDI	103/140	08/94->10/97	CV Joint		F	AT			*		GS-3109	B:28/D2:108/L:32
			CV Joint		F		*	45		GS-3169	A:38/B:27/D:59,5/L:103	
			Drive Shaft	R	F	AT		45		AW-4238	A:38/D:59,5/L:488/D2:88	
2.5 TDI quattro	103/140	10/95->10/97	CV Joint		R			*	45		GS-3167	A:38/B:25/D:59,5/L:95,5
			CV Joint		F		*	45		GS-3169	A:38/B:27/D:59,5/L:103	
2.6	110/150	06/94->10/97	CV Joint		F	MT			*	number of teeth, ABS ring 45	GS-3109	B:28/D2:108/L:32
			CV Joint		F		*	45		GS-3173	A:38/B:30/D:59,5/L:95	
2.6	102/139	06/94->10/97	CV Joint		F	MT			*	number of teeth, ABS ring 45	GS-3109	B:28/D2:108/L:32
			CV Joint		F		*	45		GS-3173	A:38/B:30/D:59,5/L:95	
2.6 quattro	110/150	06/94->10/97	CV Joint		R				*	engine ABC	GS-3109	B:28/D2:108/L:32
			CV Joint		R		*	45		engine ABC	GS-3167	A:38/B:25/D:59,5/L:95,5
			CV Joint		F		*	45		engine ABC	GS-3173	A:38/B:30/D:59,5/L:95
2.8	128/174	06/94->10/97	CV Joint		F	AT			*		GS-3109	B:28/D2:108/L:32
			CV Joint		F		*	45		GS-3169	A:38/B:27/D:59,5/L:103	
			Drive Shaft	R	F	AT		45		AW-4238	A:38/D:59,5/L:488/D2:88	
2.8	142/193	12/95->10/97	CV Joint		F	AT			*		GS-3109	B:28/D2:108/L:32
			CV Joint		F		*	45		GS-3169	A:38/B:27/D:59,5/L:103	
2.8 quattro	128/174	06/94->10/97	CV Joint		F; R				*		GS-3109	B:28/D2:108/L:32
			CV Joint		R		*	45		GS-3167	A:38/B:25/D:59,5/L:95,5	
			CV Joint		F		*	45		GS-3169	A:38/B:27/D:59,5/L:103	
			Drive Shaft	R	F	AT		45	->04/97	AW-4238	A:38/D:59,5/L:488/D2:88	
2.8 quattro	142/193	12/95->10/97	CV Joint		F; R				*		GS-3109	B:28/D2:108/L:32
			CV Joint		R		*	45		GS-3167	A:38/B:25/D:59,5/L:95,5	
			CV Joint		F		*	45		GS-3169	A:38/B:27/D:59,5/L:103	
S6 4.2 quattro	213/290	06/94->10/97	CV Joint		F; R				*	engine AEC	GS-3109	B:28/D2:108/L:32
			CV Joint		R		*	45		engine AEC	GS-3167	A:38/B:25/D:59,5/L:95,5
			CV Joint		F		*	45		engine AEC	GS-3169	A:38/B:27/D:59,5/L:103
			Drive Shaft	R	F	AT		45	->04/97; 09/94->	AW-4238	A:38/D:59,5/L:488/D2:88	
S6 Turbo quattro	169/230	06/94->10/97	CV Joint		F; R				*	engine AAN	GS-3109	B:28/D2:108/L:32
			CV Joint		R		*	45		engine AAN	GS-3167	A:38/B:25/D:59,5/L:95,5
			CV Joint		F		*	45		engine AAN	GS-3169	A:38/B:27/D:59,5/L:103
			Drive Shaft	R	F	AT		45	->04/97	AW-4238	A:38/D:59,5/L:488/D2:88	
A6 [4B2, C5] 												
1.8	85/116	05/97->01/05	CV Joint		F				*	engine AFY	GS-3109	B:28/D2:108/L:32
			CV Joint		F		*	45		engine AFY	GS-3572	A:33/B:30/D:53/L:92
1.8	92/125	07/97->01/05	CV Joint		F				*	engine AJP; engine AQE; engine ARH	GS-3109	B:28/D2:108/L:32
			CV Joint		F		*	45		engine AJP; engine AQE; engine ARH	GS-3572	A:33/B:30/D:53/L:92

					Type	L/R	F/R	AT/MT			ABS			Technical Specification
1.8 T			110/150	01/97->01/05	CV Joint		F	MT		*		->12/01; engine AEB; engine APU; engine AWT	GS-3109	B:28/D2:108/L:32
					CV Joint		F	AT		*	45	engine AWT	GS-3399	A:38/B:27/D:59,5/L:97,5
					CV Joint		F	MT		*	45	->12/01; engine AEB; engine APU; engine AWT	GS-3572	A:33/B:30/D:53/L:92
					CV Joint		F	AT		*	45	engine AEB; engine ANB; engine APU; engine ARK	GS-3573	A:38/B:30/D:59,5/L:93,5
					CV Joint		F	MT		*	45	01/02->; engine AWT	GS-3848	A:38/B:33/D:59,5/L:89
1.8 T			132/180	12/97->01/05	CV Joint		F			*	45	engine AJL	GS-3399	A:38/B:27/D:59,5/L:97,5
					CV Joint		F	AT		*		01/02->; engine AWT	GS-3109	B:28/D2:108/L:32
1.8 T quattro			110/150	02/97->01/05	CV Joint		R			*		engine ANB; engine APU; engine ARK; engine AWT	GS-3164	B:33/D2:100/L:32
					CV Joint		F	AT		*	45	01/02->; engine AWT	GS-3399	A:38/B:27/D:59,5/L:97,5
					CV Joint		F	MT		*	45	->12/01; engine ANB; engine ARK; engine AWT	GS-3572	A:33/B:30/D:53/L:92
					CV Joint		F	MT		*	45	01/02->; engine AWT	GS-3848	A:38/B:33/D:59,5/L:89
					CV Joint		F; R	MT		*		->ch.4B-X-020 000; engine AJL	GS-3164	B:33/D2:100/L:32
1.8 T quattro			132/180	12/97->01/05	CV Joint		F	MT		*	45	ch.4B-X-020 001->; engine AJL	GS-3399	A:38/B:27/D:59,5/L:97,5
					CV Joint		F	MT		*	45	->ch.4B-X-020 000; engine AJL	GS-3573	A:38/B:30/D:59,5/L:93,5
					Drive Shaft	R	F	MT			45	ch.4B-X-020 001->; engine AJL	AW-4607	A:38/D:59,5/L:654/D2:88
					CV Joint		F			*	45	engine AFN; engine AVG	GS-3399	A:38/B:27/D:59,5/L:97,5
1.9 TDI			81/110	04/97->10/00	Drive Shaft	R	F	MT			45	engine AFN; engine AVG	AW-4607	A:38/D:59,5/L:654/D2:88
					CV Joint		F			*	45	engine AJM	GS-3399	A:38/B:27/D:59,5/L:97,5
1.9 TDI			85/115	07/00->01/05	Drive Shaft	L	F	AT			45	engine AJM	AW-4605	A:38/D:59,5/L:550/D2:88
					Drive Shaft	R	F	AT			45	engine AJM	AW-4606	A:38/D:59,5/L:522/D2:88
					Drive Shaft	R	F	MT			45	engine AJM	AW-4607	A:38/D:59,5/L:654/D2:88
					CV Joint		F			*	45	engine AVF; engine AWX	GS-3399	A:38/B:27/D:59,5/L:97,5
1.9 TDI			96/130	08/01->01/05	Drive Shaft	R	F	5MT			45	engine AVF; engine AWX	AW-4607	A:38/D:59,5/L:654/D2:88
					CV Joint		F	MT		*	45	engine ALT	GS-3399	A:38/B:27/D:59,5/L:97,5
2.0			96/130	08/01->01/05	CV Joint		F	AT		*	45	engine ALT	GS-3848	A:38/B:33/D:59,5/L:89
					Drive Shaft	R	F	MT			45	engine ALT	AW-4607	A:38/D:59,5/L:654/D2:88
2.4			121/165	02/97->01/05	CV Joint		F			*	45	engine AGA; engine ALF; engine AML; engine APS; engine ARJ	GS-3399	A:38/B:27/D:59,5/L:97,5
					Drive Shaft	L	F	AT			45	engine AGA; engine ALF; engine AML; engine APS; engine ARJ	AW-4605	A:38/D:59,5/L:550/D2:88
					Drive Shaft	R	F	AT			45	engine AGA; engine ALF; engine AML; engine APS; engine ARJ	AW-4606	A:38/D:59,5/L:522/D2:88
					Drive Shaft	R	F	MT			45	engine AGA; engine ALF; engine AML; engine APS; engine ARJ	AW-4607	A:38/D:59,5/L:654/D2:88
2.4			115/156	02/97->01/05	CV Joint		F			*	45	engine APC	GS-3399	A:38/B:27/D:59,5/L:97,5
					Drive Shaft	L	F	AT			45	engine APC	AW-4605	A:38/D:59,5/L:550/D2:88
					Drive Shaft	R	F	AT			45	engine APC	AW-4606	A:38/D:59,5/L:522/D2:88
					Drive Shaft	R	F	MT			45	engine APC	AW-4607	A:38/D:59,5/L:654/D2:88
2.4			120/163	02/97->01/05	CV Joint		F			*	45	engine AJG; engine AMM; engine APZ	GS-3399	A:38/B:27/D:59,5/L:97,5
					Drive Shaft	L	F	AT			45	engine AJG; engine AMM; engine APZ	AW-4605	A:38/D:59,5/L:550/D2:88
					Drive Shaft	R	F	AT			45	engine AJG; engine AMM; engine APZ	AW-4606	A:38/D:59,5/L:522/D2:88
					Drive Shaft	R	F	MT			45	engine AJG; engine AMM; engine APZ	AW-4607	A:38/D:59,5/L:654/D2:88
2.4			100/136	07/98->01/05	CV Joint		F			*	45	engine ALW; engine ARN; engine ASM	GS-3399	A:38/B:27/D:59,5/L:97,5
					Drive Shaft	L	F	AT			45	engine ALW; engine ARN; engine ASM	AW-4605	A:38/D:59,5/L:550/D2:88
					Drive Shaft	R	F	AT			45	engine ALW; engine ARN; engine ASM	AW-4606	A:38/D:59,5/L:522/D2:88
					Drive Shaft	R	F	MT			45	engine ALW; engine ARN; engine ASM	AW-4607	A:38/D:59,5/L:654/D2:88
2.4			125/170	08/01->01/05	CV Joint		F	MT		*	45	engine BDV	GS-3399	A:38/B:27/D:59,5/L:97,5
					Drive Shaft	R	F	MT			45	engine BDV	AW-4607	A:38/D:59,5/L:654/D2:88



KW/HP



Type

L/R

F/R

AT/MT










ABS



Technical Specification

2.4 quattro	121/165	02/97->01/05	CV Joint	F; R	MT	*		-->ch.4B-X-020 000; engine AGA; engine ALF; engine AML; engine APS; engine ARJ	GS-3164	B:33/D2:100/L:32	
			CV Joint	F	AT; MT	*	45	ch.4B-X-020 001->; engine AGA; engine ALF; engine AML; engine APS; engine ARJ	GS-3399	A:38/B:27/D:59,5/L:97,5	
			CV Joint	F	MT	*	45	-->ch.4B-X-020 000; engine AGA; engine ALF; engine AML; engine APS; engine ARJ	GS-3573	A:38/B:30/D:59,5/L:93,5	
			Drive Shaft	L	F	AT		45	engine AGA; engine ALF; engine AML; engine APS; engine ARJ	AW-4605	A:38/D:59,5/L:550/D2:88
			Drive Shaft	R	F	AT		45	engine AGA; engine ALF; engine AML; engine APS; engine ARJ	AW-4606	A:38/D:59,5/L:522/D2:88
			Drive Shaft	R	F	MT		45	ch.4B-X-020 001->; engine AGA; engine ALF; engine AML; engine APS; engine ARJ	AW-4607	A:38/D:59,5/L:654/D2:88
2.4 quattro	120/163	02/97->01/05	CV Joint	F; R	MT	*		-->ch.4B-X-020 000; engine AJG; engine APZ	GS-3164	B:33/D2:100/L:32	
			CV Joint	F	AT; MT	*	45	ch.4B-X-020 001->; engine AJG; engine APZ	GS-3399	A:38/B:27/D:59,5/L:97,5	
			CV Joint	F	MT	*	45	-->ch.4B-X-020 000; engine AJG; engine APZ	GS-3573	A:38/B:30/D:59,5/L:93,5	
			Drive Shaft	L	F	AT		45	engine AJG; engine APZ	AW-4605	A:38/D:59,5/L:550/D2:88
			Drive Shaft	R	F	AT		45	engine AJG; engine APZ	AW-4606	A:38/D:59,5/L:522/D2:88
			Drive Shaft	R	F	MT		45	ch.4B-X-020 001->; engine AJG; engine APZ	AW-4607	A:38/D:59,5/L:654/D2:88
2.4 quattro	125/170	08/01->01/05	CV Joint	R		*			GS-3164	B:33/D2:100/L:32	
			CV Joint	F		*	45	engine BDV	GS-3399	A:38/B:27/D:59,5/L:97,5	
			Drive Shaft	L	F	AT		45	engine BDV	AW-4605	A:38/D:59,5/L:550/D2:88
			Drive Shaft	R	F	AT		45	engine BDV	AW-4606	A:38/D:59,5/L:522/D2:88
			Drive Shaft	R	F	MT		45	engine BDV	AW-4607	A:38/D:59,5/L:654/D2:88
2.4 quattro	115/156	08/98->07/99	CV Joint	F; R	MT	*		-->ch.4B-X-020 000; engine APC	GS-3164	B:33/D2:100/L:32	
			CV Joint	F	AT; MT	*	45	ch.4B-X-020 001->; engine APC	GS-3399	A:38/B:27/D:59,5/L:97,5	
			CV Joint	F	MT	*	45	-->ch.4B-X-020 000; engine APC	GS-3573	A:38/B:30/D:59,5/L:93,5	
			Drive Shaft	L	F	AT		45	engine APC	AW-4605	A:38/D:59,5/L:550/D2:88
			Drive Shaft	R	F	AT		45	engine APC	AW-4606	A:38/D:59,5/L:522/D2:88
			Drive Shaft	R	F	MT		45	ch.4B-X-020 001->; engine APC	AW-4607	A:38/D:59,5/L:654/D2:88
2.5 TDI	132/180	02/00->01/05	CV Joint	F		*	45	engine AKE; engine BAU; engine BDH	GS-3399	A:38/B:27/D:59,5/L:97,5	
			Drive Shaft	L	F	AT		45	engine AKE; engine BAU; engine BDH	AW-4605	A:38/D:59,5/L:550/D2:88
			Drive Shaft	R	F	AT		45	engine AKE; engine BAU; engine BDH	AW-4606	A:38/D:59,5/L:522/D2:88
2.5 TDI	120/163	07/02->01/05	CV Joint	F		*	45	engine BCZ; engine BDG; engine BFC	GS-3399	A:38/B:27/D:59,5/L:97,5	
			Drive Shaft	L	F	AT		45	engine BCZ; engine BDG; engine BFC	AW-4605	A:38/D:59,5/L:550/D2:88
			Drive Shaft	R	F	AT		45	engine BCZ; engine BDG; engine BFC	AW-4606	A:38/D:59,5/L:522/D2:88
2.5 TDI	110/150	07/97->01/05	CV Joint	F		*	45	engine AFB; engine AKN	GS-3399	A:38/B:27/D:59,5/L:97,5	
			Drive Shaft	L	F	AT		45	engine AFB; engine AKN	AW-4605	A:38/D:59,5/L:550/D2:88
			Drive Shaft	R	F	AT		45	engine AFB; engine AKN	AW-4606	A:38/D:59,5/L:522/D2:88
			Drive Shaft	R	F	MT		45	engine AFB; engine AKN	AW-4607	A:38/D:59,5/L:654/D2:88
2.5 TDI	114/155	08/01->01/05	CV Joint	F		*	45	engine AYM	GS-3399	A:38/B:27/D:59,5/L:97,5	
			Drive Shaft	L	F	AT		45	engine AYM	AW-4605	A:38/D:59,5/L:550/D2:88
			Drive Shaft	R	F	AT		45	engine AYM	AW-4606	A:38/D:59,5/L:522/D2:88
2.5 TDI quattro	132/180	02/00->01/05	CV Joint	R		*			GS-3164	B:33/D2:100/L:32	
			CV Joint	F		*	45	engine AKE; engine BAU; engine BDH	GS-3399	A:38/B:27/D:59,5/L:97,5	
			Drive Shaft	L	F	AT		45	engine AKE; engine BAU; engine BDH	AW-4605	A:38/D:59,5/L:550/D2:88
			Drive Shaft	R	F	AT		45	engine AKE; engine BAU; engine BDH	AW-4606	A:38/D:59,5/L:522/D2:88
			Drive Shaft	R	F	MT		45	engine AKE; engine BAU; engine BDH	AW-4607	A:38/D:59,5/L:654/D2:88
2.5 TDI quattro	110/150	07/97->01/05	CV Joint	R		*			GS-3164	B:33/D2:100/L:32	
			CV Joint	F		*	45	engine AFB; engine AKN	GS-3399	A:38/B:27/D:59,5/L:97,5	
			Drive Shaft	L	F	AT		45	engine AFB; engine AKN	AW-4605	A:38/D:59,5/L:550/D2:88
			Drive Shaft	R	F	AT		45	engine AFB; engine AKN	AW-4606	A:38/D:59,5/L:522/D2:88
			Drive Shaft	R	F	MT		45	engine AFB; engine AKN	AW-4607	A:38/D:59,5/L:654/D2:88

						Technical Specification					
	kW/HP	Type	L/R	F/R	AT/MT	ABS					
2.7 T	169/230	02/99->01/05	CV Joint		F		*	45	engine AJK	GS-3399	A:38/B:27/D:59,5/L:97,5
			Drive Shaft	R	F	MT		45	engine AJK	AW-4607	A:38/D:59,5/L:654/D2:88
2.7 T quattro	184/250	08/01->01/05	CV Joint		F		*	45	engine ARE; engine BES	GS-3399	A:38/B:27/D:59,5/L:97,5
2.8	142/193	02/97->01/05	CV Joint		F		*	45	engine ACK; engine ALG; engine APR; engine AQD; engine AWX	GS-3399	A:38/B:27/D:59,5/L:97,5
			Drive Shaft	L	F	AT		45	engine ACK; engine ALG; engine AMX; engine APR; engine AQD	AW-4605	A:38/D:59,5/L:550/D2:88
			Drive Shaft	R	F	AT		45	engine ACK; engine ALG; engine AMX; engine APR; engine AQD	AW-4606	A:38/D:59,5/L:522/D2:88
			Drive Shaft	R	F	MT		45	engine ACK; engine ALG; engine AMX; engine APR; engine AQD	AW-4607	A:38/D:59,5/L:654/D2:88
2.8	140/190	07/99->01/05	CV Joint		F		*	45	engine ATX	GS-3399	A:38/B:27/D:59,5/L:97,5
			Drive Shaft	L	F	AT		45	engine ATX	AW-4605	A:38/D:59,5/L:550/D2:88
			Drive Shaft	R	F	AT		45	engine ATX	AW-4606	A:38/D:59,5/L:522/D2:88
			Drive Shaft	R	F	MT		45	engine ATX	AW-4607	A:38/D:59,5/L:654/D2:88
2.8	132/180	10/97->05/00	CV Joint		F		*	45	engine AGE	GS-3399	A:38/B:27/D:59,5/L:97,5
			Drive Shaft	L	F	AT		45	engine AGE	AW-4605	A:38/D:59,5/L:550/D2:88
			Drive Shaft	R	F	AT		45	engine AGE	AW-4606	A:38/D:59,5/L:522/D2:88
			Drive Shaft	R	F	MT		45	engine AGE	AW-4607	A:38/D:59,5/L:654/D2:88
2.8 quattro	142/193	02/97->01/05	CV Joint		F; R	MT	*		--ch.4B-X-020 000; engine ACK; engine ALG; engine AMX; engine APR; engine AQD	GS-3164	B:33/D2:100/L:32
			CV Joint		F	AT; MT	*	45	ch.4B-X-020 001->; engine ACK; engine ALG; engine AMX; engine APR; engine AQD	GS-3399	A:38/B:27/D:59,5/L:97,5
			CV Joint		F	MT	*	45	--ch.4B-X-020 000; engine ACK; engine ALG; engine AMX; engine APR; engine AQD	GS-3573	A:38/B:30/D:59,5/L:93,5
			Drive Shaft	L	F	AT		45	engine ACK; engine ALG; engine AMX; engine APR; engine AQD	AW-4605	A:38/D:59,5/L:550/D2:88
			Drive Shaft	R	F	AT		45	engine ACK; engine ALG; engine AMX; engine APR; engine AQD	AW-4606	A:38/D:59,5/L:522/D2:88
3.0	162/220	08/01->01/05	Drive Shaft	R	F	MT		45	ch.4B-X-020 001->; engine ACK; engine ALG; engine AMX; engine APR; engine AQD	AW-4607	A:38/D:59,5/L:654/D2:88
			CV Joint		F	MT	*	45	engine ASN	GS-3399	A:38/B:27/D:59,5/L:97,5
			Drive Shaft	R	F	MT		45	engine ASN	AW-4607	A:38/D:59,5/L:654/D2:88
3.0 quattro	162/220	08/01->01/05	CV Joint		F		*	45	engine ASN	GS-3164	B:33/D2:100/L:32
			CV Joint		F		*	45	engine ASN	GS-3399	A:38/B:27/D:59,5/L:97,5
			Drive Shaft	L	F	AT		45	engine ASN	AW-4605	A:38/D:59,5/L:550/D2:88
			Drive Shaft	R	F	AT		45	engine ASN	AW-4606	A:38/D:59,5/L:522/D2:88
Drive Shaft	R	F	MT		45	engine ASN	AW-4607	A:38/D:59,5/L:654/D2:88			
A6 [4F2, C6] 											
2.0 TDI	103/140	07/04->10/08	CV Joint		F	6MT	*			GS-3986	A:38/B:27/D:59,5/L:97
2.0 TDI	100/136	07/04->03/11	CV Joint		F	6MT	*			GS-3986	A:38/B:27/D:59,5/L:97
2.0 TFSI	125/170	06/05->03/11	CV Joint		F	6MT	*			GS-3986	A:38/B:27/D:59,5/L:97
2.4	130/177	05/04->10/08	CV Joint		F	6MT	*			GS-3986	A:38/B:27/D:59,5/L:97
2.4 quattro	130/177	01/05->10/08	CV Joint		F	6MT	*			GS-3986	A:38/B:27/D:59,5/L:97
2.7 TDI	132/180	11/04->10/08	CV Joint		F		*			GS-3986	A:38/B:27/D:59,5/L:97
2.7 TDI	120/163	11/04->03/11	CV Joint		F		*		--05/09	GS-3986	A:38/B:27/D:59,5/L:97
2.7 TDI quattro	120/163	06/05->03/11	CV Joint		F		*			GS-3986	A:38/B:27/D:59,5/L:97
2.7 TDI quattro	132/180	11/04->10/08	CV Joint		F		*			GS-3986	A:38/B:27/D:59,5/L:97
3.0 TDI quattro	165/225	05/04->05/06	CV Joint		F	6MT	*			GS-3986	A:38/B:27/D:59,5/L:97
3.0 TDI quattro	155/211	05/04->03/11	CV Joint		F	6MT	*			GS-3986	A:38/B:27/D:59,5/L:97
3.2 FSI	188/255	05/04->05/09	CV Joint		F	6MT	*			GS-3986	A:38/B:27/D:59,5/L:97
3.2 FSI quattro	188/255	05/04->10/08	CV Joint		F	6MT	*			GS-3986	A:38/B:27/D:59,5/L:97



kW/HP



Type

L/R

F/R

AT/MT



ABS



Technical Specification

A6 [4G2, C7, 4GC]








2.0 TDI	130/177	03/11->	CV Joint			AT; MT	*		GS-4037	A:42/B:29/D:76,5/L:95,5
2.0 TFSI hybrid	155/211	11/11->	CV Joint				*		GS-4037	A:42/B:29/D:76,5/L:95,5
2.8 FSI	150/204	11/10->04/15	CV Joint		F		*		GS-4039	A:42/B:27/D:76,5/L:88,5
2.8 FSI quattro	150/204	11/10->04/15	CV Joint		F; R		*		GS-4039	A:42/B:27/D:76,5/L:88,5












A6 Allroad [4FH, C6]








3.2 FSI quattro	188/255	05/06->10/08	CV Joint		F	MT	*		GS-3986	A:38/B:27/D:59,5/L:97
-----------------	---------	--------------	----------	--	---	----	---	--	---------	-----------------------










A6 Avant [4A, C4]












1.8	92/125	12/95->12/97	CV Joint		F		*		GS-3109	B:28/D2:108/L:32	
			CV Joint		F		*	45		GS-3173	A:38/B:30/D:59,5/L:95
1.8 quattro	92/125	12/95->12/97	CV Joint		F; R	AT	*		GS-3109	B:28/D2:108/L:32	
			CV Joint		R		*	45		GS-3167	A:38/B:25/D:59,5/L:95,5
			CV Joint		F	AT	*	45		GS-3169	A:38/B:27/D:59,5/L:103
			CV Joint		F	MT	*	45		GS-3173	A:38/B:30/D:59,5/L:95
1.9 TDI	66/90	06/94->12/97	CV Joint		R		*		GS-3109	B:28/D2:108/L:32	
			CV Joint		F		*	45		GS-3173	A:38/B:30/D:59,5/L:95
2.0	74/100	06/94->12/97	CV Joint		F		*		GS-3109	B:28/D2:108/L:32	
			CV Joint		F		*	45		GS-3173	A:38/B:30/D:59,5/L:95
2.0	85/115	06/94->12/97	CV Joint		F		*		GS-3109	B:28/D2:108/L:32	
			CV Joint		F		*	45		GS-3173	A:38/B:30/D:59,5/L:95
2.0 16V	103/140	06/94->12/97	CV Joint		F		*		GS-3109	B:28/D2:108/L:32	
			CV Joint		F		*	45		GS-3173	A:38/B:30/D:59,5/L:95
			CV Joint		R		*		GS-3109	B:28/D2:108/L:32	
2.0 16V quattro	103/140	06/94->12/97	CV Joint		R		*	45	GS-3167	A:38/B:25/D:59,5/L:95,5	
			CV Joint		F		*	45		GS-3173	A:38/B:30/D:59,5/L:95
			CV Joint		R		*		GS-3109	B:28/D2:108/L:32	
2.3	98/133	06/94->12/95	CV Joint		R		*		GS-3109	B:28/D2:108/L:32	
			CV Joint		F		*	45		GS-3173	A:38/B:30/D:59,5/L:95
			CV Joint		F; R		*		GS-3109	B:28/D2:108/L:32	
2.3 quattro	98/133	06/94->12/95	CV Joint		R		*	45	GS-3167	A:38/B:25/D:59,5/L:95,5	
			CV Joint		F		*	45		GS-3173	A:38/B:30/D:59,5/L:95
			CV Joint		F	AT	*		GS-3109	B:28/D2:108/L:32	
2.5 TDI	84/114	01/95->12/97	CV Joint		F		*	45	GS-3169	A:38/B:27/D:59,5/L:103	
			Drive Shaft		R	F	AT		45	AW-4238	A:38/D:59,5/L:488/D2:88
			CV Joint		F	AT	*		GS-3109	B:28/D2:108/L:32	
2.5 TDI	85/116	06/94->12/97	CV Joint		F		*	45	GS-3169	A:38/B:27/D:59,5/L:103	
			Drive Shaft		R	F	AT		45	AW-4238	A:38/D:59,5/L:488/D2:88
			CV Joint		F	AT	*		GS-3109	B:28/D2:108/L:32	
2.5 TDI	103/140	08/94->12/97	CV Joint		F		*	45	GS-3169	A:38/B:27/D:59,5/L:103	
			Drive Shaft		R	F	AT		45	AW-4238	A:38/D:59,5/L:488/D2:88
			CV Joint		R		*		GS-3109	B:28/D2:108/L:32	
2.5 TDI quattro	103/140	07/95->12/97	CV Joint		R		*	45	GS-3167	A:38/B:25/D:59,5/L:95,5	
			CV Joint		F		*	45		GS-3169	A:38/B:27/D:59,5/L:103
2.6	110/150	06/94->12/97	CV Joint		F	MT	*		GS-3109	B:28/D2:108/L:32	
			CV Joint		F		*	45		GS-3173	A:38/B:30/D:59,5/L:95
2.6	102/139	06/94->02/97	CV Joint		F	MT	*		GS-3109	B:28/D2:108/L:32	
			CV Joint		F		*	45		GS-3173	A:38/B:30/D:59,5/L:95

	KW/HP		Type	L/R	F/R	AT/MT			ABS			Technical Specification		
2.6 quattro	110/150	06/94->12/97	CV Joint		R				*	engine ABC	GS-3109	B:28/D2:108/L:32		
			CV Joint		R				*	45 engine ABC	GS-3167	A:38/B:25/D:59,5/L:95,5		
			CV Joint		F					*	45 engine ABC	GS-3173	A:38/B:30/D:59,5/L:95	
2.8	128/174	06/94->12/97	CV Joint		F				AT	*	GS-3109	B:28/D2:108/L:32		
			CV Joint		F					*	45	GS-3169	A:38/B:27/D:59,5/L:103	
			Drive Shaft		R	F						45	AW-4238	A:38/D:59,5/L:488/D2:88
2.8	142/193	12/95->12/97	CV Joint		F				AT	*	GS-3109	B:28/D2:108/L:32		
			CV Joint		F					*	45	GS-3169	A:38/B:27/D:59,5/L:103	
			CV Joint		F; R						*	GS-3109	B:28/D2:108/L:32	
2.8 quattro	128/174	06/94->12/97	CV Joint		R					*	45	GS-3167	A:38/B:25/D:59,5/L:95,5	
			CV Joint		F					*	45	GS-3169	A:38/B:27/D:59,5/L:103	
			Drive Shaft		R	F						45	AW-4238	A:38/D:59,5/L:488/D2:88
			CV Joint		F; R						*	GS-3109	B:28/D2:108/L:32	
2.8 quattro	142/193	12/95->12/97	CV Joint		R				*	45	GS-3167	A:38/B:25/D:59,5/L:95,5		
			CV Joint		F				*	45	GS-3169	A:38/B:27/D:59,5/L:103		
			CV Joint		F					*	45	GS-3169	A:38/B:27/D:59,5/L:103	
S6 4.2 quattro	213/290	06/94->12/97	CV Joint		F; R					*	engine AAN; engine AEC	GS-3109	B:28/D2:108/L:32	
			CV Joint		R					*	45 engine AAN; engine AEC	GS-3167	A:38/B:25/D:59,5/L:95,5	
			CV Joint		F					*	45 engine AAN; engine AEC	GS-3169	A:38/B:27/D:59,5/L:103	
			Drive Shaft		R	F						45	09/94-> AW-4238	A:38/D:59,5/L:488/D2:88
S6 Turbo quattro	169/230	06/94->12/97	CV Joint		F; R					*	engine AAN; engine AEC	GS-3109	B:28/D2:108/L:32	
			CV Joint		R					*	45 engine AAN; engine AEC	GS-3167	A:38/B:25/D:59,5/L:95,5	
			CV Joint		F					*	45 engine AAN; engine AEC	GS-3169	A:38/B:27/D:59,5/L:103	
			Drive Shaft		R	F						45	->07/97 AW-4238	A:38/D:59,5/L:488/D2:88
A6 Avant (4B5, C5) 														
1.8	85/116	02/98->01/05	CV Joint		F					*	engine AFY	GS-3109	B:28/D2:108/L:32	
			CV Joint		F					*	45 engine AFY	GS-3572	A:33/B:30/D:53/L:92	
1.8	92/125	12/97->01/05	CV Joint		F					*	engine AJP; engine AQE; engine ARH	GS-3109	B:28/D2:108/L:32	
			CV Joint		F					*	45 engine AJP; engine AQE; engine ARH	GS-3572	A:33/B:30/D:53/L:92	
1.8 T	132/180	04/99->01/05	CV Joint		F					*	engine AJL	GS-3399	A:38/B:27/D:59,5/L:97,5	
			CV Joint		F						*	engine AEB; engine APU; engine AWT	GS-3109	B:28/D2:108/L:32
1.8 T	110/150	12/97->01/05	CV Joint		F					AT	*	45 engine AWT	GS-3399	A:38/B:27/D:59,5/L:97,5
			CV Joint		F						*	45 engine AEB; engine APU	GS-3572	A:33/B:30/D:53/L:92
			CV Joint		F						*	45 engine AEB; engine ANB; engine APU; engine ARK	GS-3573	A:38/B:30/D:59,5/L:93,5
			CV Joint		F							AT	*	01/02->; engine AWT
1.8 T quattro	110/150	12/97->01/05	CV Joint		R					*	engine ANB; engine APU; engine ARK; engine AWT	GS-3164	B:33/D2:100/L:32	
			CV Joint		F					*	45 01/02->; engine AWT	GS-3399	A:38/B:27/D:59,5/L:97,5	
			CV Joint		F						*	45 ->12/01; engine ANB; engine ARK; engine AWT	GS-3572	A:33/B:30/D:53/L:92
			CV Joint		F						*	45 01/02->; engine AWT	GS-3848	A:38/B:33/D:59,5/L:89
			CV Joint		F; R							*	45 ->ch.4B-X-020 000; engine AJL	GS-3164
1.8 T quattro	132/180	12/97->01/05	CV Joint		F					*	45 ch.4B-X-020 001->; engine AJL	GS-3399	A:38/B:27/D:59,5/L:97,5	
			CV Joint		F					*	45 ->ch.4B-X-020 000; engine AJL	GS-3573	A:38/B:30/D:59,5/L:93,5	
			Drive Shaft		R	F						45	ch.4B-X-020 001->; engine AJL	AW-4607
1.9 TDI	81/110	02/98->04/01	CV Joint		F				*	45 engine AFN; engine AVG	GS-3399	A:38/B:27/D:59,5/L:97,5		
			Drive Shaft		R	F						45	engine AFN; engine AVG	AW-4607

												Technical Specification
1.9 TDI	85/115	07/00->01/05	CV Joint		F		*	45	engine AJM		GS-3399	A:38/B:27/D:59,5/L:97,5
			Drive Shaft	L	F	AT		45	engine AJM		AW-4605	A:38/D:59,5/L:550/D2:88
			Drive Shaft	R	F	AT		45	engine AJM		AW-4606	A:38/D:59,5/L:522/D2:88
			Drive Shaft	R	F	MT		45	engine AJM		AW-4607	A:38/D:59,5/L:654/D2:88
1.9 TDI	96/130	08/01->01/05	CV Joint		F		*	45	engine AVF; engine AWX		GS-3399	A:38/B:27/D:59,5/L:97,5
			Drive Shaft	R	F	5MT		45	engine AVF; engine AWX		AW-4607	A:38/D:59,5/L:654/D2:88
2.0	96/130	08/01->01/05	CV Joint		F	MT	*	45	engine ALT		GS-3399	A:38/B:27/D:59,5/L:97,5
			CV Joint		F	AT	*	45	engine ALT		GS-3848	A:38/B:33/D:59,5/L:89
2.4	100/136	07/98->01/05	Drive Shaft	R	F	MT		45	engine ALT		AW-4607	A:38/D:59,5/L:654/D2:88
			CV Joint		F		*	45	engine ALW; engine ARN; engine ASM		GS-3399	A:38/B:27/D:59,5/L:97,5
			Drive Shaft	L	F	AT		45	engine ALW; engine ARN; engine ASM		AW-4605	A:38/D:59,5/L:550/D2:88
2.4	125/170	08/01->01/05	Drive Shaft	R	F	AT		45	engine ALW; engine ARN; engine ASM		AW-4606	A:38/D:59,5/L:522/D2:88
			Drive Shaft	R	F	MT		45	engine ALW; engine ARN; engine ASM		AW-4607	A:38/D:59,5/L:654/D2:88
2.4	125/170	08/01->01/05	CV Joint		F	MT	*	45	engine BDV		GS-3399	A:38/B:27/D:59,5/L:97,5
			Drive Shaft	R	F	MT		45	engine BDV		AW-4607	A:38/D:59,5/L:654/D2:88
2.4	121/165	12/97->01/05	CV Joint		F		*	45	engine AGA; engine ALF; engine AML; engine APS; engine ARJ		GS-3399	A:38/B:27/D:59,5/L:97,5
			Drive Shaft	L	F	AT		45	engine AGA; engine ALF; engine AML; engine APS; engine ARJ		AW-4605	A:38/D:59,5/L:550/D2:88
			Drive Shaft	R	F	AT		45	engine AGA; engine ALF; engine AML; engine APS; engine ARJ		AW-4606	A:38/D:59,5/L:522/D2:88
			Drive Shaft	R	F	MT		45	engine AGA; engine ALF; engine AML; engine APS; engine ARJ		AW-4607	A:38/D:59,5/L:654/D2:88
2.4	115/156	12/97->01/05	CV Joint		F		*	45	engine APC		GS-3399	A:38/B:27/D:59,5/L:97,5
			Drive Shaft	L	F	AT		45	engine APC		AW-4605	A:38/D:59,5/L:550/D2:88
			Drive Shaft	R	F	AT		45	engine APC		AW-4606	A:38/D:59,5/L:522/D2:88
			Drive Shaft	R	F	MT		45	engine APC		AW-4607	A:38/D:59,5/L:654/D2:88
2.4	120/163	12/97->01/05	CV Joint		F		*	45	engine AJG; engine AMM; engine APZ		GS-3399	A:38/B:27/D:59,5/L:97,5
			Drive Shaft	L	F	AT		45	engine AJG; engine AMM; engine APZ		AW-4605	A:38/D:59,5/L:550/D2:88
			Drive Shaft	R	F	AT		45	engine AJG; engine AMM; engine APZ		AW-4606	A:38/D:59,5/L:522/D2:88
			Drive Shaft	R	F	MT		45	engine AJG; engine AMM; engine APZ		AW-4607	A:38/D:59,5/L:654/D2:88
2.4 quattro	125/170	08/01->01/05	CV Joint		R		*				GS-3164	B:33/D2:100/L:32
			CV Joint		F		*	45	engine BDV		GS-3399	A:38/B:27/D:59,5/L:97,5
			Drive Shaft	L	F	AT		45	engine BDV		AW-4605	A:38/D:59,5/L:550/D2:88
			Drive Shaft	R	F	AT		45	engine BDV		AW-4606	A:38/D:59,5/L:522/D2:88
			Drive Shaft	R	F	MT		45	engine BDV		AW-4607	A:38/D:59,5/L:654/D2:88
2.4 quattro	115/156	08/98->05/01	CV Joint		F; R	MT	*		-->ch.4B-X-020 000; engine APC		GS-3164	B:33/D2:100/L:32
			CV Joint		F	AT; MT	*	45	ch.4B-X-020 001->; engine APC		GS-3399	A:38/B:27/D:59,5/L:97,5
			CV Joint		F	MT	*	45	-->ch.4B-X-020 000; engine APC		GS-3573	A:38/B:30/D:59,5/L:93,5
			Drive Shaft	L	F	AT		45	engine APC		AW-4605	A:38/D:59,5/L:550/D2:88
			Drive Shaft	R	F	AT		45	engine APC		AW-4606	A:38/D:59,5/L:522/D2:88
2.4 quattro	121/165	12/97->01/05	Drive Shaft	R	F	MT		45	ch.4B-X-020 001->; engine APC		AW-4607	A:38/D:59,5/L:654/D2:88
			CV Joint		R		*				GS-3164	B:33/D2:100/L:32
			CV Joint		F	AT; MT	*	45	ch.4B-X-020 001->; engine AGA; engine ALF; engine AML; engine APS; engine ARJ		GS-3399	A:38/B:27/D:59,5/L:97,5
			CV Joint		F	MT	*	45	-->ch.4B-X-020 000; engine AGA; engine ALF; engine AML; engine APS; engine ARJ		GS-3573	A:38/B:30/D:59,5/L:93,5
			Drive Shaft	L	F	AT		45	engine AGA; engine ALF; engine AML; engine APS; engine ARJ		AW-4605	A:38/D:59,5/L:550/D2:88
2.4 quattro	121/165	12/97->01/05	Drive Shaft	R	F	AT		45	engine AGA; engine ALF; engine AML; engine APS; engine ARJ		AW-4606	A:38/D:59,5/L:522/D2:88
			Drive Shaft	R	F	MT		45	ch.4B-X-020 001->; engine AGA; engine ALF; engine AML; engine APS; engine ARJ		AW-4607	A:38/D:59,5/L:654/D2:88

			Type	L/R	F/R	AT/MT			ABS			Technical Specification
2.4 quattro	120/163	12/97->01/05	CV Joint		F; R	MT			*	-->ch.4B-X-020 000; engine AJG; engine APZ	GS-3164	B:33/D2:100/L:32
			CV Joint		F	AT; MT		*	45	ch.4B-X-020 001->; engine AJG; engine APZ	GS-3399	A:38/B:27/D:59,5/L:97,5
			CV Joint		F	MT		*	45	-->ch.4B-X-020 000; engine AJG; engine APZ	GS-3573	A:38/B:30/D:59,5/L:93,5
			Drive Shaft	L	F	AT			45	engine AJG; engine APZ	AW-4605	A:38/D:59,5/L:550/D2:88
			Drive Shaft	R	F	AT			45	engine AJG; engine APZ	AW-4606	A:38/D:59,5/L:522/D2:88
			Drive Shaft	R	F	MT			45	ch.4B-X-020 001->; engine AJG; engine APZ	AW-4607	A:38/D:59,5/L:654/D2:88
2.5 TDI	132/180	02/00->01/05	CV Joint		F			*	45	engine AKE; engine BAU; engine BDH	GS-3399	A:38/B:27/D:59,5/L:97,5
			Drive Shaft	L	F	AT			45	engine AKE; engine BAU; engine BDH	AW-4605	A:38/D:59,5/L:550/D2:88
			Drive Shaft	R	F	AT			45	engine AKE; engine BAU; engine BDH	AW-4606	A:38/D:59,5/L:522/D2:88
2.5 TDI	120/163	07/02->01/05	CV Joint		F			*	45	engine BCZ; engine BDG; engine BFC	GS-3399	A:38/B:27/D:59,5/L:97,5
			Drive Shaft	L	F	AT			45	engine BCZ; engine BDG; engine BFC	AW-4605	A:38/D:59,5/L:550/D2:88
			Drive Shaft	R	F	AT			45	engine BCZ; engine BDG; engine BFC	AW-4606	A:38/D:59,5/L:522/D2:88
2.5 TDI	114/155	08/01->01/05	CV Joint		F			*	45	engine AYM	GS-3399	A:38/B:27/D:59,5/L:97,5
			Drive Shaft	L	F	AT			45	engine AYM	AW-4605	A:38/D:59,5/L:550/D2:88
			Drive Shaft	R	F	AT			45	engine AYM	AW-4606	A:38/D:59,5/L:522/D2:88
2.5 TDI	110/150	12/97->01/05	CV Joint		F			*	45	engine AFB; engine AKN	GS-3399	A:38/B:27/D:59,5/L:97,5
			Drive Shaft	L	F	AT			45	engine AFB; engine AKN	AW-4605	A:38/D:59,5/L:550/D2:88
			Drive Shaft	R	F	AT			45	engine AFB; engine AKN	AW-4606	A:38/D:59,5/L:522/D2:88
			Drive Shaft	R	F	MT			45	engine AFB; engine AKN	AW-4607	A:38/D:59,5/L:654/D2:88
2.5 TDI quattro	132/180	02/00->01/05	CV Joint		F			*	45	engine AKE; engine BAU; engine BDH	GS-3399	A:38/B:27/D:59,5/L:97,5
			Drive Shaft	L	F	AT			45	engine AKE; engine BAU; engine BDH	AW-4605	A:38/D:59,5/L:550/D2:88
			Drive Shaft	R	F	AT			45	engine AKE; engine BAU; engine BDH	AW-4606	A:38/D:59,5/L:522/D2:88
			Drive Shaft	R	F	MT			45	engine AKE; engine BAU; engine BDH	AW-4607	A:38/D:59,5/L:654/D2:88
2.5 TDI quattro	110/150	12/97->01/05	CV Joint		R			*			GS-3164	B:33/D2:100/L:32
			CV Joint		F			*	45	engine AFB; engine AKN	GS-3399	A:38/B:27/D:59,5/L:97,5
			Drive Shaft	L	F	AT			45	engine AFB; engine AKN	AW-4605	A:38/D:59,5/L:550/D2:88
			Drive Shaft	R	F	AT			45	engine AFB; engine AKN	AW-4606	A:38/D:59,5/L:522/D2:88
2.7 T	169/230	02/99->01/05	CV Joint		F			*	45	engine AJK	GS-3399	A:38/B:27/D:59,5/L:97,5
			Drive Shaft	R	F	MT			45	engine AJK	AW-4607	A:38/D:59,5/L:654/D2:88
2.7 T quattro	184/250	08/01->01/05	CV Joint		F			*	45	engine ARE; engine BES	GS-3399	A:38/B:27/D:59,5/L:97,5
2.8	140/190	07/99->01/05	CV Joint		F			*	45	engine AJK	GS-3399	A:38/B:27/D:59,5/L:97,5
			CV Joint		F			*	45	engine ATX	GS-3399	A:38/B:27/D:59,5/L:97,5
			Drive Shaft	L	F	AT			45	engine ATX	AW-4605	A:38/D:59,5/L:550/D2:88
			Drive Shaft	R	F	AT			45	engine ATX	AW-4606	A:38/D:59,5/L:522/D2:88
2.8	142/193	12/97->01/05	Drive Shaft	R	F	MT			45	engine ATX	AW-4607	A:38/D:59,5/L:654/D2:88
			CV Joint		F			*	45	engine ACK; engine ALG; engine AMX; engine APR; engine AQD	GS-3399	A:38/B:27/D:59,5/L:97,5
			Drive Shaft	L	F	AT			45	engine ACK; engine ALG; engine AMX; engine APR; engine AQD	AW-4605	A:38/D:59,5/L:550/D2:88
			Drive Shaft	R	F	AT			45	engine ACK; engine ALG; engine AMX; engine APR; engine AQD	AW-4606	A:38/D:59,5/L:522/D2:88
2.8	132/180	12/97->05/00	Drive Shaft	R	F	MT			45	engine ACK; engine ALG; engine AMX; engine APR; engine AQD	AW-4607	A:38/D:59,5/L:654/D2:88
			CV Joint		F			*	45	engine AGE	GS-3399	A:38/B:27/D:59,5/L:97,5
			Drive Shaft	L	F	AT			45	engine AGE	AW-4605	A:38/D:59,5/L:550/D2:88
			Drive Shaft	R	F	AT			45	engine AGE	AW-4606	A:38/D:59,5/L:522/D2:88
2.8	132/180	12/97->05/00	Drive Shaft	R	F	MT			45	engine AGE	AW-4607	A:38/D:59,5/L:654/D2:88

	KW/HP		Type	L/R	F/R	AT/MT			ABS			Technical Specification
2.8 quattro	142/193	12/97->01/05	CV Joint		F; R	MT		*		-->ch.4B-X-020 000; engine ACK; engine ALG; engine AMX; engine APR; engine AQD	GS-3164	B:33/D2:100/L:32
			CV Joint		F	AT; MT		*	45	ch.4B-X-020 001->; engine ACK; engine ALG; engine AMX; engine APR; engine AQD	GS-3399	A:38/B:27/D:59,5/L:97,5
			CV Joint		F	MT		*	45	-->ch.4B-X-020 000; engine ACK; engine ALG; engine AMX; engine APR; engine AQD	GS-3573	A:38/B:30/D:59,5/L:93,5
			Drive Shaft	L	F	AT			45	engine ACK; engine ALG; engine AMX; engine APR; engine AQD	AW-4605	A:38/D:59,5/L:550/D2:88
			Drive Shaft	R	F	AT			45	engine ACK; engine ALG; engine AMX; engine APR; engine AQD	AW-4606	A:38/D:59,5/L:522/D2:88
			Drive Shaft	R	F	MT			45	ch.4B-X-020 001->; engine ACK; engine ALG; engine AMX; engine APR; engine AQD	AW-4607	A:38/D:59,5/L:654/D2:88
3.0	162/220	08/01->01/05	CV Joint		F	MT		*	45	engine ASN	GS-3399	A:38/B:27/D:59,5/L:97,5
			Drive Shaft	R	F	MT			45	engine ASN	AW-4607	A:38/D:59,5/L:654/D2:88
			CV Joint		F			*	45	engine ASN	GS-3399	A:38/B:27/D:59,5/L:97,5
3.0 quattro	162/220	08/01->01/05	Drive Shaft	L	F	AT			45	engine ASN	AW-4605	A:38/D:59,5/L:550/D2:88
			Drive Shaft	R	F	AT			45	engine ASN	AW-4606	A:38/D:59,5/L:522/D2:88
			Drive Shaft	R	F	MT			45	engine ASN	AW-4607	A:38/D:59,5/L:654/D2:88
			Drive Shaft	R	F	MT			45	engine ASN	AW-4607	A:38/D:59,5/L:654/D2:88
A6 Avant (4F5, C6) 												
2.0 TDI	103/140	06/05->10/08	CV Joint		F	6MT		*			GS-3986	A:38/B:27/D:59,5/L:97
2.0 TDI	100/136	06/05->08/11	CV Joint		F	6MT		*			GS-3986	A:38/B:27/D:59,5/L:97
2.0 TFSI	125/170	06/05->08/11	CV Joint		F	6MT		*			GS-3986	A:38/B:27/D:59,5/L:97
2.4	130/177	03/05->10/08	CV Joint		F			*			GS-3986	A:38/B:27/D:59,5/L:97
2.4 quattro	130/177	03/05->10/08	CV Joint		F	6MT		*			GS-3986	A:38/B:27/D:59,5/L:97
2.7 TDI	120/163	03/05->08/11	CV Joint		F			*	-->05/09		GS-3986	A:38/B:27/D:59,5/L:97
2.7 TDI	132/180	03/05->10/08	CV Joint		F			*			GS-3986	A:38/B:27/D:59,5/L:97
2.7 TDI quattro	132/180	03/05->10/08	CV Joint		F			*	06/05->		GS-3986	A:38/B:27/D:59,5/L:97
2.7 TDI quattro	120/163	06/05->08/11	CV Joint		F			*			GS-3986	A:38/B:27/D:59,5/L:97
3.0 TDI quattro	165/225	03/05->05/06	CV Joint		F	6MT		*			GS-3986	A:38/B:27/D:59,5/L:97
3.0 TDI quattro	155/211	03/05->08/11	CV Joint		F	6MT		*			GS-3986	A:38/B:27/D:59,5/L:97
3.2 FSI	188/255	03/05->10/08	CV Joint		F	6MT		*			GS-3986	A:38/B:27/D:59,5/L:97
3.2 FSI quattro	188/255	03/05->10/08	CV Joint		F	6MT		*			GS-3986	A:38/B:27/D:59,5/L:97
A6 Avant (4G5, C7, 4GD) 												
2.0 TDI	130/177	05/11->	CV Joint			AT; MT		*			GS-4037	A:42/B:29/D:76,5/L:95,5
2.8 FSI	150/204	05/11->04/15	CV Joint		F			*			GS-4039	A:42/B:27/D:76,5/L:88,5
2.8 FSI quattro	150/204	05/11->04/15	CV Joint		F; R			*			GS-4039	A:42/B:27/D:76,5/L:88,5
A8 (4D2, 4D8) 												
2.5 TDI	110/150	01/97->04/00	CV Joint		F	MT		*	45	engine AFB; engine AKN	GS-3399	A:38/B:27/D:59,5/L:97,5
2.5 TDI	132/180	09/00->09/02	CV Joint		F	AT		*	45		GS-3399	A:38/B:27/D:59,5/L:97,5
2.5 TDI quattro	110/150	07/97->04/00	CV Joint		F			*	45	engine AFB; engine AKN	GS-3399	A:38/B:27/D:59,5/L:97,5
2.5 TDI quattro	132/180	09/00->09/02	CV Joint		F			*	45		GS-3399	A:38/B:27/D:59,5/L:97,5
2.8	128/174	03/94->03/96	CV Joint		F			*	45		GS-3399	A:38/B:27/D:59,5/L:97,5
2.8	142/193	04/96->09/02	CV Joint		F			*	45		GS-3399	A:38/B:27/D:59,5/L:97,5
2.8	120/163	07/95->03/96	CV Joint		F			*	45		GS-3399	A:38/B:27/D:59,5/L:97,5
2.8 quattro	128/174	03/94->03/96	CV Joint		F			*	45		GS-3399	A:38/B:27/D:59,5/L:97,5
2.8 quattro	142/193	04/96->09/02	CV Joint		F	MT		*	45		GS-3399	A:38/B:27/D:59,5/L:97,5
2.8 quattro	120/163	07/95->03/96	CV Joint		F			*	45		GS-3399	A:38/B:27/D:59,5/L:97,5
3.3 TDI quattro	165/224	06/00->09/02	CV Joint		F	AT		*	45		GS-3399	A:38/B:27/D:59,5/L:97,5

	kW/HP		Type	L/R	F/R	AT/MT			ABS			Technical Specification
3.7	169/230	07/95->12/98	CV Joint		F		*		45		GS-3399	A:38/B:27/D:59,5/L:97,5
3.7	191/260	11/98->09/02	CV Joint		F		*		45		GS-3399	A:38/B:27/D:59,5/L:97,5
3.7 quattro	169/230	07/95->11/98	CV Joint		F		*		45		GS-3399	A:38/B:27/D:59,5/L:97,5
3.7 quattro	191/260	11/98->09/02	CV Joint		F		*		45		GS-3399	A:38/B:27/D:59,5/L:97,5
4.2 quattro	175/238	02/99->04/00	CV Joint		F	5AT	*		45		GS-3399	A:38/B:27/D:59,5/L:97,5
4.2 quattro	220/299	03/94->11/98	CV Joint		F		*		45		GS-3399	A:38/B:27/D:59,5/L:97,5
4.2 quattro	180/245	03/94->07/96	CV Joint		F		*		45		GS-3399	A:38/B:27/D:59,5/L:97,5
4.2 quattro	228/310	11/98->09/02	CV Joint		F	5AT	*		45		GS-3399	A:38/B:27/D:59,5/L:97,5
6.0 W12 quattro	309/420	01/01->09/02	CV Joint		F	5AT	*		45		GS-3399	A:38/B:27/D:59,5/L:97,5
S 8 quattro	265/360	06/99->09/02	CV Joint		F	MT	*		45		GS-3399	A:38/B:27/D:59,5/L:97,5
S 8 quattro	250/340	07/96->06/99	CV Joint		F	MT	*		45		GS-3399	A:38/B:27/D:59,5/L:97,5
A8 (4E_) 												
3.0 TDI quattro	171/233	08/03->07/10	CV Joint		F		*		02/04->		GS-3986	A:38/B:27/D:59,5/L:97
3.2 FSI	191/260	06/05->07/10	CV Joint		F		*				GS-3986	A:38/B:27/D:59,5/L:97
3.2 FSI quattro	191/260	06/05->07/10	CV Joint		F		*				GS-3986	A:38/B:27/D:59,5/L:97
4.2 quattro	246/335	10/02->07/10	CV Joint		F		*		->05/06		GS-3986	A:38/B:27/D:59,5/L:97
6.0 W12 quattro	331/450	12/03->07/10	CV Joint		F		*				GS-3986	A:38/B:27/D:59,5/L:97
A8 (4H_) 												
3.0 TDI	150/204	09/11->	CV Joint				*				GS-4037	A:42/B:29/D:76,5/L:95,5
4.2 TDI quattro	283/385	10/13->	CV Joint			AT	*				GS-4037	A:42/B:29/D:76,5/L:95,5
ALLROAD (4BH, C5) 												
2.5 TDI quattro	132/180	05/00->08/05	CV Joint		F		*	45	engine AKE; engine BAU		GS-3399	A:38/B:27/D:59,5/L:97,5
2.5 TDI quattro	120/163	05/03->08/05	CV Joint		F		*	45	engine BCZ		GS-3399	A:38/B:27/D:59,5/L:97,5
2.7 T quattro	184/250	05/00->08/05	CV Joint		F		*	45	engine ARE; engine BES		GS-3399	A:38/B:27/D:59,5/L:97,5
4.2 V8 quattro	220/299	07/02->08/05	CV Joint		F		*	45	engine BAS		GS-3399	A:38/B:27/D:59,5/L:97,5
CABRIOLET (8G7, B4) 												
2.3 E	98/133	05/91->07/94	CV Joint		F	5MT	*				GS-3109	B:28/D2:108/L:32
COUPE (81, 85) 												
1.8 GT	79/107	08/86->10/87	CV Joint	L; R	F	MT	*				GS-3147	B:33/D2:100/L:32
			CV Joint	L; R	F	MT	*				GS-3170	B:33/L:34
1.8 GT	82/112	08/86->10/88	CV Joint	L; R	F	MT	*		->07/88		GS-3147	B:33/D2:100/L:32
			CV Joint	L; R	F	MT	*			->07/88		GS-3170
1.8 GT quattro	82/112	12/84->10/88	CV Joint		R		*		->ch.85-F-157 222		GS-3109	B:28/D2:108/L:32
2.0	85/115	09/83->07/86	CV Joint	L; R	F	AT; MT	*				GS-3147	B:33/D2:100/L:32
			CV Joint	L; R	F	AT; MT	*				GS-3170	B:33/L:34
2.2 GT	100/136	09/84->10/88	CV Joint		F	MT	*		+ ABS		GS-3109	B:28/D2:108/L:32
2.2 quattro	88/120	08/85->10/88	CV Joint		R		*		->ch.85-F-157 222		GS-3109	B:28/D2:108/L:32
2.2 quattro	100/136	10/84->10/88	CV Joint		R		*		->ch.85-F-157 222		GS-3109	B:28/D2:108/L:32
2.3	100/136	01/87->10/88	CV Joint		F	MT	*				GS-3109	B:28/D2:108/L:32
2.3 quattro	100/136	01/87->10/88	CV Joint		R		*				GS-3109	B:28/D2:108/L:32



KW/HP



Type

L/R F/R

AT/MT





















ABS










Technical Specification

COUPE (89, 8B)

Power (KW/HP)	Year Range	Type	L/R	F/R	AT/MT	Steering	ABS	CV Joint	Drive Shaft	Part No.	Technical Specification					
1.8	82/112	08/89->07/91						CV Joint	F	MT	*	45	GS-3154	A:33/B:30/D:53/L:93		
									CV Joint	F		*		- ABS	GS-3157	A:33/B:30/D:53/L:91
			L	F	MT				45	AW-4225	A:33/D:53/L:586/D2:100					
2.0	82/112	03/90->07/90						CV Joint	F	MT	*	45	GS-3154	A:33/B:30/D:53/L:93		
			L	F	MT				45	AW-4225	A:33/D:53/L:586/D2:100					
2.0	85/115	05/89->12/96			3AT; MT			CV Joint	F		*	45	--12/94	GS-3154	A:33/B:30/D:53/L:93	
			L	F	MT				45	AW-4225	A:33/D:53/L:586/D2:100					
2.0	83/113	05/89->03/90						CV Joint	F		*	45		GS-3154	A:33/B:30/D:53/L:93	
			L	F	MT				45	AW-4225	A:33/D:53/L:586/D2:100					
2.0 16 V	101/137	01/92->07/92						CV Joint	F	MT		*		GS-3109	B:28/D2:108/L:32	
									45	GS-3154	A:33/B:30/D:53/L:93					
2.0 16 V	103/140	08/92->12/96						CV Joint	F	MT		*		GS-3109	B:28/D2:108/L:32	
									45	GS-3154	A:33/B:30/D:53/L:93					
			R	MT	*	45	ch.8B-L-360 001->	GS-3151	A:33/B:30/D:53/L:82							
2.2 quattro	100/136	11/88->07/91						CV Joint	F	MT	*	45		GS-3154	A:33/B:30/D:53/L:93	
			L	F	MT			45	AW-4225	A:33/D:53/L:586/D2:100						
2.3	98/133	03/90->12/96						CV Joint	F	MT		*		GS-3109	B:28/D2:108/L:32	
									45	GS-3154	A:33/B:30/D:53/L:93					
2.3	100/136	10/88->07/94						CV Joint	F	MT		*		GS-3109	B:28/D2:108/L:32	
									45	GS-3154	A:33/B:30/D:53/L:93					
2.3 20V	125/170	08/89->07/91						CV Joint	F	MT		*		GS-3109	B:28/D2:108/L:32	
									45	GS-3169	A:38/B:27/D:59,5/L:103					
2.3 20V	123/167	08/90->07/91						CV Joint	F	MT		*		GS-3109	B:28/D2:108/L:32	
									45	GS-3169	A:38/B:27/D:59,5/L:103					
2.3 20V quattro	123/167	05/90->12/96						CV Joint	R		*	45		GS-3154	A:33/B:30/D:53/L:93	
									45	--ch.8B-M-040 000; engine 7A	GS-3173	A:38/B:30/D:59,5/L:95				
2.3 20V quattro	125/170	11/88->07/91						CV Joint	R		*	45		GS-3154	A:33/B:30/D:53/L:93	
									45	--ch.8B-M-040 000; engine 7A	GS-3173	A:38/B:30/D:59,5/L:95				
2.3 quattro	98/134	05/90->12/96						CV Joint	F	MT	*	45	Ø wheel 15 in	GS-3154	A:33/B:30/D:53/L:93	
									45	ch.8B-N-000 001->; engine NG	GS-3173	A:38/B:30/D:59,5/L:95				
			L	F	MT				45	Ø wheel 15 in	AW-4225	A:33/D:53/L:586/D2:100				
2.3 quattro	100/136	11/88->12/92						CV Joint	F	MT	*	45	RH15	GS-3154	A:33/B:30/D:53/L:93	
									45	ch.8B-N-000 001->; engine NG	GS-3173	A:38/B:30/D:59,5/L:95				
			L	F	MT				45	Ø wheel 15 in	AW-4225	A:33/D:53/L:586/D2:100				
2.6	110/150	08/92->12/96						CV Joint	F	MT	*	45		GS-3169	A:38/B:27/D:59,5/L:103	
									45	GS-3154	A:33/B:30/D:53/L:93					
2.6 quattro	110/150	08/92->12/96						CV Joint	R		*	45		GS-3154	A:33/B:30/D:53/L:93	
									45	ch.8B-N-000 001->; engine ABC	GS-3173	A:38/B:30/D:59,5/L:95				
2.8	128/174	09/91->12/96						CV Joint	F	MT	*	45		GS-3169	A:38/B:27/D:59,5/L:103	
									45	GS-3154	A:33/B:30/D:53/L:93					
2.8 quattro	128/174	08/91->12/96						CV Joint	R		*	45		GS-3154	A:33/B:30/D:53/L:93	
									45	ch.8B-N-000 001->; engine AAH	GS-3173	A:38/B:30/D:59,5/L:95				
S2 quattro	162/220	09/90->09/92						CV Joint	F	MT		*		GS-3109	B:28/D2:108/L:32	
									45	GS-3169	A:38/B:27/D:59,5/L:103					
S2 quattro	169/230	10/92->12/96						CV Joint	F	MT		*		GS-3109	B:28/D2:108/L:32	
									45	GS-3169	A:38/B:27/D:59,5/L:103					

												Technical Specification
Q5 [8R] 												
2.0 TDI quattro	125/170	11/08->	CV Joint		F			*			GS-4039	A:42/B:27/D:76,5/L:88,5
2.0 TFSI hybrid quattro	155/211	06/11->	CV Joint		F; R			*			GS-4039	A:42/B:27/D:76,5/L:88,5
3.0 TDI quattro	176/240	11/08->	CV Joint		F; R			*			GS-4039	A:42/B:27/D:76,5/L:88,5
3.0 TFSI quattro	200/272	06/12->	CV Joint		F; R			*			GS-4039	A:42/B:27/D:76,5/L:88,5
3.2 FSI quattro	199/270	11/08->	CV Joint		F; R			*			GS-4039	A:42/B:27/D:76,5/L:88,5
Q7 [4L] 												
3.0 TDI	171/233	03/06->05/08	CV Joint		F			*			GS-3921	A:30/B:27/D:64/L:167
3.0 TDI	155/211	03/06->05/10	CV Joint		F			*			GS-3921	A:30/B:27/D:64/L:167
3.0 TDI	176/240	11/07->08/15	CV Joint		F			*			GS-3921	A:30/B:27/D:64/L:167
3.6 FSI	206/280	08/06->05/10	CV Joint		F			*			GS-3921	A:30/B:27/D:64/L:167
4.2 FSI	257/350	03/06->05/10	CV Joint		F			*			GS-3921	A:30/B:27/D:64/L:167
4.2 TDI	240/326	03/07->06/09	CV Joint	L; R	F			*			GS-3922	A:30/B:29/D:64,3/L:175,5
4.2 TDI	250/340	05/09->08/15	CV Joint	L; R	F			*	->05/10		GS-3922	A:30/B:29/D:64,3/L:175,5
6.0 TDI	368/500	09/08->05/14	CV Joint	L; R	F			*			GS-3922	A:30/B:29/D:64,3/L:175,5
TT [8J3] 												
1.8 TFSI	118/160	06/08->06/14	CV Joint		F			*			GS-3941	A:36/B:27/D:59,5/L:106
2.0 TDI quattro	125/170	06/08->06/14	CV Joint		F			*			GS-3941	A:36/B:27/D:59,5/L:106
2.0 TFSI	147/200	08/06->06/10	CV Joint		F			*	engine BPY; engine BWA; engine CCTA		GS-3941	A:36/B:27/D:59,5/L:106
2.0 TFSI quattro	147/200	06/08->06/10	CV Joint		F			*			GS-3941	A:36/B:27/D:59,5/L:106
TT [8N3] 												
1.8 T	110/150	09/02->06/06	CV Joint		F	MT		*			GS-3185	A:36/B:30/D:53,2/L:138,5
1.8 T	120/163	09/05->06/06	CV Joint		F	MT		*			GS-3185	A:36/B:30/D:53,2/L:138,5
1.8 T	140/190	09/05->06/06	CV Joint		F	MT		*			GS-3185	A:36/B:30/D:53,2/L:138,5
1.8 T	132/180	10/98->06/06	CV Joint		F	MT		*			GS-3185	A:36/B:30/D:53,2/L:138,5
1.8 T quattro	176/240	03/05->06/06	CV Joint		R			*			GS-3642	A:36/B:30/D:53/L:129,5
			CV Joint	F	MT		*	->ch.8N-1-046 000		GS-3728	A:36/B:27/D:53/L:142,5	
1.8 T quattro	140/190	09/05->06/06	CV Joint		R			*			GS-3642	A:36/B:30/D:53/L:129,5
			CV Joint	F	MT		*	->ch.8N-1-046 000		GS-3728	A:36/B:27/D:53/L:142,5	
1.8 T quattro	132/180	10/98->06/06	CV Joint		R			*			GS-3642	A:36/B:30/D:53/L:129,5
			CV Joint	F	MT		*	->ch.8N-1-046 000		GS-3728	A:36/B:27/D:53/L:142,5	
			Drive Shaft	L	F	MT		*	->ch.8N-1-046 000		AW-4671	A:36/D:53/L:520/D2:108
1.8 T quattro	165/224	10/98->06/06	CV Joint		R			*			GS-3642	A:36/B:30/D:53/L:129,5
			CV Joint	F	MT		*	->ch.8N-1-046 000		GS-3728	A:36/B:27/D:53/L:142,5	
			Drive Shaft	L	F	MT		*	->ch.8N-1-046 000		AW-4671	A:36/D:53/L:520/D2:108
TT Roadster [8J9] 												
1.8 TFSI	118/160	06/08->06/14	CV Joint		F			*			GS-3941	A:36/B:27/D:59,5/L:106
2.0 TDI quattro	125/170	06/08->06/14	CV Joint		F			*			GS-3941	A:36/B:27/D:59,5/L:106
2.0 TFSI	147/200	03/07->06/10	CV Joint		F			*			GS-3941	A:36/B:27/D:59,5/L:106
2.0 TFSI quattro	147/200	06/08->06/10	CV Joint		F			*			GS-3941	A:36/B:27/D:59,5/L:106
TT Roadster [8N9] 												
1.8 T	110/150	01/01->06/06	CV Joint		F	MT		*			GS-3185	A:36/B:30/D:53,2/L:138,5

	kW/HP		Type	L/R	F/R	AT/MT			ABS			Technical Specification
1.8 T	140/190	09/05->06/06	CV Joint		F	MT	*				GS-3185	A:36/B:30/D:53,2/L:138,5
1.8 T	120/163	09/05->06/06	CV Joint		F	MT	*				GS-3185	A:36/B:30/D:53,2/L:138,5
1.8 T	132/180	10/99->06/06	CV Joint		F	MT	*				GS-3185	A:36/B:30/D:53,2/L:138,5
1.8 T quattro	132/180	02/00->06/06	CV Joint		R		*				GS-3642	A:36/B:30/D:53/L:129,5
			CV Joint		F	MT	*		->ch.8N-1-046 000		GS-3728	A:36/B:27/D:53/L:142,5
			Drive Shaft	L	F	MT			->ch.8N-1-046 000		AW-4671	A:36/D:53/L:520/D2:108
1.8 T quattro	140/190	09/05->06/06	CV Joint		R		*				GS-3642	A:36/B:30/D:53/L:129,5
			CV Joint		F	MT	*		->ch.8N-1-046 000		GS-3728	A:36/B:27/D:53/L:142,5
			Drive Shaft	L	F	MT			->ch.8N-1-046 000		AW-4671	A:36/D:53/L:520/D2:108
1.8 T quattro	165/224	10/99->06/06	CV Joint		R		*				GS-3642	A:36/B:30/D:53/L:129,5
			CV Joint		F	MT	*		->ch.8N-1-046 000		GS-3728	A:36/B:27/D:53/L:142,5
			Drive Shaft	L	F	MT			->ch.8N-1-046 000		AW-4671	A:36/D:53/L:520/D2:108
V8 [44_, 4C_] 												
3.6 quattro	180/245	04/93->02/94	CV Joint				*				GS-3168	A:38/B:27/D:59,5/L:103
3.6 quattro	184/250	10/88->02/94	CV Joint				*				GS-3168	A:38/B:27/D:59,5/L:103
4.2 quattro	206/280	10/91->02/94	CV Joint				*				GS-3168	A:38/B:27/D:59,5/L:103

BMW

1 (E81)

116 i	85/115	03/07->09/12	Drive Shaft	L	R	AT			48		AW-4856	A:27/D:69,3/L:611/D2:93,9/D3:80,5
116 i	90/122	03/07->09/12	Drive Shaft	L	R				48		AW-4856	A:27/D:69,3/L:611/D2:93,9/D3:80,5
118 i	105/143	09/06->09/12	Drive Shaft	L	R				48	03/07->	AW-4856	A:27/D:69,3/L:611/D2:93,9/D3:80,5
120 d	120/163	03/07->09/12	Drive Shaft	R	R				48		AW-4854	A:27/D:69/L:660/D2:100
120 d	130/177	09/06->09/12	Drive Shaft	R	R				48		AW-4854	A:27/D:69/L:660/D2:100
120 i	125/170	09/06->09/12	Drive Shaft	L	R				48	03/07->	AW-4856	A:27/D:69,3/L:611/D2:93,9/D3:80,5

1 (E87)

116 i	90/122	09/07->09/12	Drive Shaft	L	R				48		AW-4856	A:27/D:69,3/L:611/D2:93,9/D3:80,5
116 i	85/115	11/03->09/12	Drive Shaft	L	R	AT; MT			48	->09/05; 08/04->	AW-4856	A:27/D:69,3/L:611/D2:93,9/D3:80,5
118 i	95/129	07/04->09/12	Drive Shaft	L	R	MT			48	->02/08	AW-4856	A:27/D:69,3/L:611/D2:93,9/D3:80,5
118 i	105/143	07/04->09/12	Drive Shaft	L	R				48	03/07->	AW-4856	A:27/D:69,3/L:611/D2:93,9/D3:80,5
120 i	125/170	02/07->09/12	Drive Shaft	L	R				48		AW-4856	A:27/D:69,3/L:611/D2:93,9/D3:80,5
120 i	110/150	11/03->09/12	Drive Shaft	L	R	AT; MT			48	->02/07; 08/04->; 09/05->	AW-4856	A:27/D:69,3/L:611/D2:93,9/D3:80,5

1 Convertible (E88)

118 i	105/143	03/08->12/13	Drive Shaft	L	R				48		AW-4856	A:27/D:69,3/L:611/D2:93,9/D3:80,5
120 i	125/170	03/08->12/13	Drive Shaft	L	R				48		AW-4856	A:27/D:69,3/L:611/D2:93,9/D3:80,5
125 i	160/218	03/08->12/13	Drive Shaft	R	R	MT			48		AW-4854	A:27/D:69/L:660/D2:100



KW/HP



Type

L/R

F/R

AT/MT



ABS



Technical Specification

3 (E30)

318 is	100/136	09/89->08/91	Drive Shaft	L; R	R			48		AW-4200	A:27/D:63,8/L:574/D2:100
			CV Joint				AT; MT	*		GS-3100	B:25/D2:100/L:32
324 td	85/115	09/87->08/91	Drive Shaft	L; R	R			48		AW-4200	A:27/D:63,8/L:574/D2:100
			CV Joint				AT; MT	*		GS-3100	B:25/D2:100/L:32
325 i	126/171	09/83->11/89	Drive Shaft	L; R	R			48		AW-4200	A:27/D:63,8/L:574/D2:100
			CV Joint				AT; MT	*		GS-3100	B:25/D2:100/L:32
325 i	125/170	12/86->06/91	Drive Shaft	L; R	R			48		AW-4200	A:27/D:63,8/L:574/D2:100
			CV Joint				AT; MT	*		GS-3100	B:25/D2:100/L:32
M3 2.3	147/200	02/87->05/89	Drive Shaft	L; R	R			48		AW-4200	A:27/D:63,8/L:574/D2:100
			CV Joint				AT; MT	*		GS-3100	B:25/D2:100/L:32
M3 2.3	158/215	06/89->06/91	Drive Shaft	L; R	R			48		AW-4200	A:27/D:63,8/L:574/D2:100
			CV Joint				AT; MT	*		GS-3100	B:25/D2:100/L:32
M3 2.3	143/195	07/86->06/91	Drive Shaft	L; R	R			48		AW-4200	A:27/D:63,8/L:574/D2:100
M3 EVO I 2.3	162/220	10/88->10/90	Drive Shaft	L; R	R			48		AW-4200	A:27/D:63,8/L:574/D2:100
M3 EVO II 2.5	175/238	01/90->01/92	Drive Shaft	L; R	R			48		AW-4200	A:27/D:63,8/L:574/D2:100

3 (E36)

			CV Joint		R			*		GS-3101	B:24/D2:94/L:24
316 i	75/102	07/93->02/98	Drive Shaft	L; R	R			48		AW-4202	A:27/D:64/L:615/D2:93,9
			CV Joint		R			*		GS-3101	B:24/D2:94/L:24
316 i	73/100	09/90->09/93	Drive Shaft	L; R	R			48		AW-4202	A:27/D:64/L:615/D2:93,9
			CV Joint		R			*		GS-3101	B:24/D2:94/L:24
316 i	75/102	09/90->09/93	Drive Shaft	L; R	R			48		AW-4202	A:27/D:64/L:615/D2:93,9
			CV Joint		R			*		GS-3101	B:24/D2:94/L:24
318 i	85/115	10/93->02/98	Drive Shaft	L; R	R			48		AW-4202	A:27/D:64/L:615/D2:93,9
			CV Joint		R			*		GS-3101	B:24/D2:94/L:24
318 i	83/113	12/90->10/93	Drive Shaft	L; R	R			48		AW-4202	A:27/D:64/L:615/D2:93,9
			CV Joint		R			*		GS-3101	B:24/D2:94/L:24
318 is	103/140	03/93->02/98	Drive Shaft	L; R	R			48		AW-4202	A:27/D:64/L:615/D2:93,9
318 is	103/140	09/95->02/98	Drive Shaft	L; R	R			48		AW-4202	A:27/D:64/L:615/D2:93,9
318 tds	66/90	01/95->02/98	Drive Shaft	L; R	R			48		AW-4202	A:27/D:64/L:615/D2:93,9
			CV Joint		R			*		GS-3101	B:24/D2:94/L:24
320 i	110/150	09/90->02/98	Drive Shaft	L; R	R			48		AW-4202	A:27/D:64/L:615/D2:93,9
323 i 2.5	125/170	03/95->02/98	Drive Shaft	L; R	R			48		AW-4204	A:27/D:64/L:615/D2:100
325 i	141/192	09/90->09/95	Drive Shaft	L; R	R			48	12/90->	AW-4204	A:27/D:64/L:615/D2:100
325 td	85/115	09/91->02/98	Drive Shaft	L; R	R			48		AW-4204	A:27/D:64/L:615/D2:100
325 tds	105/143	05/93->02/98	Drive Shaft	L; R	R			48		AW-4204	A:27/D:64/L:615/D2:100
328 i	142/193	01/95->02/98	Drive Shaft	L; R	R			48		AW-4204	A:27/D:64/L:615/D2:100

3 (E90)

318 i	95/129	09/05->03/07	Drive Shaft	L	R		AT	48	01/06->	AW-4856	A:27/D:69,3/L:611/D2:93,9/D3:80,5
318 i	105/143	09/07->12/11	Drive Shaft	L	R		SA	48		AW-4856	A:27/D:69,3/L:611/D2:93,9/D3:80,5
320 i	110/150	01/05->03/07	Drive Shaft	L	R		AT	48	01/06->	AW-4856	A:27/D:69,3/L:611/D2:93,9/D3:80,5
320 i	125/170	09/07->12/11	Drive Shaft	L	R		SA	48		AW-4856	A:27/D:69,3/L:611/D2:93,9/D3:80,5
325 i	160/218	01/05->12/11	Drive Shaft	R	R		MT	48	->09/05	AW-4854	A:27/D:69/L:660/D2:100



KW/HP



Type

L/R F/R

AT/MT



ABS



Technical Specification

3 Compact (E36)

316 i	75/102	03/94->08/00	CV Joint		R			*		GS-3101	B:24/D2:94/L:24
318 tds	66/90	01/95->08/00	CV Joint		R			*		GS-3101	B:24/D2:94/L:24
318 ti	103/140	07/95->08/00	CV Joint		R			*		GS-3101	B:24/D2:94/L:24
318 ti	103/140	11/94->08/95	CV Joint		R			*		GS-3101	B:24/D2:94/L:24

3 Convertible (E30)

325 i	125/170	09/87->10/93	CV Joint					*		GS-3100	B:25/D2:100/L:32
			Drive Shaft	L; R	R			48		AW-4200	A:27/D:63,8/L:574/D2:100
325 i	126/171	12/85->12/87	CV Joint					*		GS-3100	B:25/D2:100/L:32
			Drive Shaft	L; R	R			48		AW-4200	A:27/D:63,8/L:574/D2:100
M3 2.3	143/195	06/88->06/91	Drive Shaft	L; R	R			48		AW-4200	A:27/D:63,8/L:574/D2:100

3 Convertible (E36)

318 i	85/115	01/94->04/99	CV Joint		R			*		GS-3101	B:24/D2:94/L:24
			Drive Shaft	L; R	R			48		AW-4202	A:27/D:64/L:615/D2:93,9
320 i	110/150	12/93->04/99	CV Joint		R			*		GS-3101	B:24/D2:94/L:24
			Drive Shaft	L; R	R			48		AW-4202	A:27/D:64/L:615/D2:93,9
323 i	125/170	06/95->04/99	Drive Shaft	L; R	R			48		AW-4204	A:27/D:64/L:615/D2:100
325 i	141/192	03/93->03/95	Drive Shaft	L; R	R			48		AW-4204	A:27/D:64/L:615/D2:100
328 i	142/193	03/95->04/99	Drive Shaft	L; R	R			48		AW-4204	A:27/D:64/L:615/D2:100

3 Coupe (E36)










316 i	75/102	09/93->04/99	CV Joint		R			*		GS-3101	B:24/D2:94/L:24
			Drive Shaft	L; R	R			48		AW-4202	A:27/D:64/L:615/D2:93,9
318 is	103/140	03/92->10/95	CV Joint		R			*		GS-3101	B:24/D2:94/L:24
			Drive Shaft	L; R	R			48		AW-4202	A:27/D:64/L:615/D2:93,9
318 is	103/140	09/95->04/99	CV Joint		R			*		GS-3101	B:24/D2:94/L:24
			Drive Shaft	L; R	R			48		AW-4202	A:27/D:64/L:615/D2:93,9
320 i	110/150	03/92->04/99	CV Joint		R			*		GS-3101	B:24/D2:94/L:24
			Drive Shaft	L; R	R			48		AW-4202	A:27/D:64/L:615/D2:93,9
323 i	125/170	03/95->04/99	Drive Shaft	L; R	R			48		AW-4204	A:27/D:64/L:615/D2:100
325 i	141/192	03/92->04/99	Drive Shaft	L; R	R			48		AW-4204	A:27/D:64/L:615/D2:100
328 i	142/193	01/95->04/99	Drive Shaft	L; R	R			48		AW-4204	A:27/D:64/L:615/D2:100










3 Coupe (E92)


320 i	125/170	03/07->12/13	Drive Shaft	L	R	AT		48	06/07->	AW-4856	A:27/D:69,3/L:611/D2:93,9/D3:80,5
325 i	160/218	09/06->12/13	Drive Shaft	R	R	MT		48		AW-4854	A:27/D:69/L:660/D2:100
325 i	160/218	09/07->12/13	Drive Shaft	R	R	MT		48		AW-4854	A:27/D:69/L:660/D2:100


3 Touring (E30)


316 i	73/100	09/91->06/94	CV Joint			MT		*		GS-3100	B:25/D2:100/L:32
			Drive Shaft	L; R	R	MT		48		AW-4200	A:27/D:63,8/L:574/D2:100
316 i	75/102	09/91->06/94	CV Joint			MT		*		GS-3100	B:25/D2:100/L:32
			Drive Shaft	L; R	R	MT		48		AW-4200	A:27/D:63,8/L:574/D2:100
318 i	83/113	04/89->06/94	CV Joint			MT		*		GS-3100	B:25/D2:100/L:32
			Drive Shaft	L; R	R	MT		48		AW-4200	A:27/D:63,8/L:574/D2:100
318 i	85/115	09/87->06/91	CV Joint			MT		*		GS-3100	B:25/D2:100/L:32
			Drive Shaft	L; R	R	MT		48		AW-4200	A:27/D:63,8/L:574/D2:100








	kW/HP		Type	L/R	F/R	AT/MT			ABS			Technical Specification
320 i	95/129	01/88->12/91	CV Joint			MT			*		GS-3100	B:25/D2:100/L:32
			Drive Shaft	L; R	R	MT			48		AW-4200	A:27/D:63,8/L:574/D2:100
324 td	85/115	01/88->06/93	CV Joint			AT; MT			*		GS-3100	B:25/D2:100/L:32
			Drive Shaft	L; R	R				48		AW-4200	A:27/D:63,8/L:574/D2:100
325 i	125/170	07/87->03/93	CV Joint			AT; MT			*		GS-3100	B:25/D2:100/L:32
			Drive Shaft	L; R	R				48		AW-4200	A:27/D:63,8/L:574/D2:100
3 Touring [E36] 												
316 i	75/102	01/96->10/99	Drive Shaft	L; R	R				48		AW-4202	A:27/D:64/L:615/D2:93,9
318 i	85/116	07/95->10/99	CV Joint		R				*		GS-3101	B:24/D2:94/L:24
			Drive Shaft	L; R	R				48		AW-4202	A:27/D:64/L:615/D2:93,9
318 tds	66/90	01/95->10/99	CV Joint		R				*		GS-3101	B:24/D2:94/L:24
			Drive Shaft	L; R	R				48		AW-4202	A:27/D:64/L:615/D2:93,9
320 i	110/150	01/95->10/99	CV Joint		R	AT			*		GS-3101	B:24/D2:94/L:24
			Drive Shaft	L; R	R	AT			48		AW-4202	A:27/D:64/L:615/D2:93,9
			Drive Shaft	L; R	R	MT			48		AW-4204	A:27/D:64/L:615/D2:100
323 i	125/170	09/95->10/99	Drive Shaft	L; R	R				48		AW-4204	A:27/D:64/L:615/D2:100
325 tds	105/143	01/95->10/99	Drive Shaft	L; R	R				48		AW-4204	A:27/D:64/L:615/D2:100
328 i	142/193	01/95->10/99	Drive Shaft	L; R	R				48		AW-4204	A:27/D:64/L:615/D2:100
5 [E34] 												
518 i	85/115	08/89->09/95	CV Joint			AT; MT			*		GS-3100	B:25/D2:100/L:32
			Drive Shaft	L; R	R						AW-4205	L:465/D2:100/D3:100
518 i	83/113	08/89->09/95	CV Joint			AT; MT			*		GS-3100	B:25/D2:100/L:32
			Drive Shaft	L; R	R						AW-4205	L:465/D2:100/D3:100
520 i	95/129	01/88->08/91	CV Joint			AT; MT			*		GS-3100	B:25/D2:100/L:32
			Drive Shaft	L; R	R						AW-4205	L:465/D2:100/D3:100
520 i 24V	110/150	09/89->09/95	CV Joint			AT			*		GS-3100	B:25/D2:100/L:32
			Drive Shaft	L; R	R						AW-4205	L:465/D2:100/D3:100
524 td	85/115	03/88->09/95	CV Joint			AT; MT			*		GS-3100	B:25/D2:100/L:32
			Drive Shaft	L; R	R						AW-4205	L:465/D2:100/D3:100
525 i	125/170	01/88->08/91	CV Joint			AT; MT			*		GS-3100	B:25/D2:100/L:32
			Drive Shaft	L; R	R						AW-4205	L:465/D2:100/D3:100
525 i 24V	141/192	09/89->09/95	CV Joint			AT; MT			*		GS-3100	B:25/D2:100/L:32
			Drive Shaft	L; R	R						AW-4205	L:465/D2:100/D3:100
525 iX 24V	141/192	10/91->09/95	CV Joint		R	AT; MT			*		GS-3100	B:25/D2:100/L:32
			Drive Shaft	L; R	R						AW-4205	L:465/D2:100/D3:100
525 td	85/115	04/93->09/95	CV Joint			AT; MT			*		GS-3100	B:25/D2:100/L:32
			Drive Shaft	L; R	R						AW-4205	L:465/D2:100/D3:100
525 tds	105/143	09/91->09/95	CV Joint			AT; MT			*		GS-3100	B:25/D2:100/L:32
			Drive Shaft	L; R	R						AW-4205	L:465/D2:100/D3:100
530 i V8	160/218	09/92->09/95	CV Joint			AT			*		GS-3100	B:25/D2:100/L:32
			Drive Shaft	L; R	R	AT					AW-4205	L:465/D2:100/D3:100
5 [E39] 												
523 i	125/170	11/95->09/00	Drive Shaft	L; R	R						AW-4514	A:30/D:59/L:615/D2:100
525 i	141/192	09/00->06/03	Drive Shaft	L; R	R						AW-4514	A:30/D:59/L:615/D2:100
528 i	142/193	11/95->09/00	Drive Shaft	L; R	R						AW-4514	A:30/D:59/L:615/D2:100

	KW/HP		Type	L/R	F/R	AT/MT			ABS			Technical Specification
530 i	170/231	09/00->06/03	Drive Shaft	L; R	R	AT					AW-4514	A:30/D:59/L:615/D2:100
535 i	173/235	04/96->03/99	Drive Shaft	L; R	R	AT			->09/98		AW-4514	A:30/D:59/L:615/D2:100
5 Touring [E34] 												
518 g	85/115	11/95->06/96	CV Joint			AT; MT		*			GS-3100	B:25/D2:100/L:32
			Drive Shaft	L; R	R						AW-4205	L:465/D2:100/D3:100
518 i	83/113	03/93->09/94	CV Joint			AT; MT		*			GS-3100	B:25/D2:100/L:32
			Drive Shaft	L; R	R						AW-4205	L:465/D2:100/D3:100
518 i	85/115	09/94->01/97	CV Joint			AT; MT		*			GS-3100	B:25/D2:100/L:32
			Drive Shaft	L; R	R						AW-4205	L:465/D2:100/D3:100
520 i	110/150	11/91->01/97	CV Joint			AT		*			GS-3100	B:25/D2:100/L:32
			Drive Shaft	L; R	R						AW-4205	L:465/D2:100/D3:100
525 i	141/192	11/91->01/97	CV Joint			AT		*			GS-3100	B:25/D2:100/L:32
			Drive Shaft	L; R	R						AW-4205	L:465/D2:100/D3:100
525 ix	141/192	02/92->01/97	CV Joint		R	AT; MT		*			GS-3100	B:25/D2:100/L:32
			Drive Shaft	L; R	R						AW-4205	L:465/D2:100/D3:100
525 td	85/115	03/93->01/97	CV Joint			AT; MT		*			GS-3100	B:25/D2:100/L:32
			Drive Shaft	L; R	R						AW-4205	L:465/D2:100/D3:100
525 tds	105/143	12/91->01/97	CV Joint			AT; MT		*			GS-3100	B:25/D2:100/L:32
			Drive Shaft	L; R	R						AW-4205	L:465/D2:100/D3:100
530 i V8	160/218	09/92->01/97	CV Joint			AT		*			GS-3100	B:25/D2:100/L:32
			Drive Shaft	L; R	R	AT					AW-4205	L:465/D2:100/D3:100
5 Touring [E39] 												
523 i	125/170	01/97->09/00	Drive Shaft	L; R	R						AW-4514	A:30/D:59/L:615/D2:100
525 i	141/192	09/00->05/04	Drive Shaft	L; R	R						AW-4514	A:30/D:59/L:615/D2:100
528 i	142/193	01/97->09/00	Drive Shaft	L; R	R						AW-4514	A:30/D:59/L:615/D2:100
530 i	170/231	09/00->05/04	Drive Shaft	L; R	R	AT					AW-4514	A:30/D:59/L:615/D2:100
X3 [E83] 												
2.0 d	130/177	09/07->03/09	CV Joint					*	FWD		GS-4818	A:30/B:33/D:64,8/L:137
2.0 d	110/150	10/04->12/10	CV Joint					*	FWD		GS-4818	A:30/B:33/D:64,8/L:137
2.5 i	141/192	01/04->08/06	CV Joint					*	FWD		GS-4818	A:30/B:33/D:64,8/L:137
2.5 si	160/218	09/06->08/08	CV Joint					*	FWD		GS-4818	A:30/B:33/D:64,8/L:137
3.0 d	150/204	01/04->08/05	CV Joint					*	FWD		GS-4818	A:30/B:33/D:64,8/L:137
3.0 d	160/218	01/04->08/08	CV Joint					*	FWD		GS-4818	A:30/B:33/D:64,8/L:137
3.0 i xDrive	170/231	01/04->08/06	CV Joint					*	FWD		GS-4818	A:30/B:33/D:64,8/L:137
3.0 sd	210/286	09/06->08/08	CV Joint					*	FWD		GS-4818	A:30/B:33/D:64,8/L:137
3.0 si	200/272	09/06->08/08	CV Joint					*	FWD		GS-4818	A:30/B:33/D:64,8/L:137
xDrive 18 d	105/143	09/08->12/11	CV Joint					*	FWD		GS-4818	A:30/B:33/D:64,8/L:137
xDrive 20 d	130/177	09/08->08/10	CV Joint					*	FWD		GS-4818	A:30/B:33/D:64,8/L:137
xDrive 25 i	160/218	09/08->12/11	CV Joint					*	FWD		GS-4818	A:30/B:33/D:64,8/L:137
xDrive 30 d	160/218	09/08->04/11	CV Joint					*	FWD		GS-4818	A:30/B:33/D:64,8/L:137
xDrive 30 i	200/272	09/08->12/11	CV Joint					*	FWD		GS-4818	A:30/B:33/D:64,8/L:137
xDrive 35 d	210/286	09/08->08/11	CV Joint					*	FWD		GS-4818	A:30/B:33/D:64,8/L:137

X5 (E53) 									
3.0 d	135/184	05/01->12/03	CV Joint		F		*	GS-3784	A:30/B:27/D:64,8/L:144,5
			Drive Shaft	R	F		AW-4708	A:30/B:27/D:64,8/L:970	
			Drive Shaft	L	F		AW-5471	A:30/B:27/D:64,8/L:586	
3.0 d	160/218	12/03->12/06	CV Joint		F		*	GS-3784	A:30/B:27/D:64,8/L:144,5
			Drive Shaft	R	F		AW-4708	A:30/B:27/D:64,8/L:970	
			Drive Shaft	L	F		AW-5471	A:30/B:27/D:64,8/L:586	
3.0 i	163/222	05/00->12/06	CV Joint		F		*	GS-3784	A:30/B:27/D:64,8/L:144,5
			Drive Shaft	R	F		AW-4708	A:30/B:27/D:64,8/L:970	
			Drive Shaft	L	F		AW-5471	A:30/B:27/D:64,8/L:586	
3.0 i	170/231	05/00->12/06	CV Joint		F		*	GS-3784	A:30/B:27/D:64,8/L:144,5
			Drive Shaft	R	F		AW-4708	A:30/B:27/D:64,8/L:970	
			Drive Shaft	L	F		AW-5471	A:30/B:27/D:64,8/L:586	
4.4 i	210/286	05/00->12/03	CV Joint		F		*	GS-3784	A:30/B:27/D:64,8/L:144,5
			Drive Shaft	R	F		AW-4708	A:30/B:27/D:64,8/L:970	
			Drive Shaft	L	F		AW-5471	A:30/B:27/D:64,8/L:586	
4.4 i	235/320	12/03->09/06	CV Joint		F		*	GS-3784	A:30/B:27/D:64,8/L:144,5
			Drive Shaft	R	F		AW-4708	A:30/B:27/D:64,8/L:970	
			Drive Shaft	L	F		AW-5471	A:30/B:27/D:64,8/L:586	
4.6 is	255/347	02/02->12/03	CV Joint		F		*	GS-3784	A:30/B:27/D:64,8/L:144,5
			Drive Shaft	R	F		AW-4708	A:30/B:27/D:64,8/L:970	
			Drive Shaft	L	F		AW-5471	A:30/B:27/D:64,8/L:586	
4.8 is	265/360	04/04->09/06	CV Joint		F		*	GS-3784	A:30/B:27/D:64,8/L:144,5
			Drive Shaft	R	F		AW-4708	A:30/B:27/D:64,8/L:970	
			Drive Shaft	L	F		AW-5471	A:30/B:27/D:64,8/L:586	

X5 (E70) 									
3.0 d	173/235	02/07->09/08	CV Joint	L; R	F		*	GS-4513	A:30/B:33/D:64,8/L:146
3.0 sd	210/286	09/07->02/09	CV Joint	L; R	F		*	GS-4513	A:30/B:33/D:64,8/L:146
3.0 si	200/272	02/07->09/08	CV Joint	L; R	F		*	GS-4513	A:30/B:33/D:64,8/L:146
4.8 i xDrive	261/355	02/07->09/08	CV Joint	L; R	F		*	GS-4513	A:30/B:33/D:64,8/L:146
M	408/555	09/09->06/13	CV Joint	L; R	F		*	GS-4513	A:30/B:33/D:64,8/L:146
xDrive 30 d	173/235	09/08->06/13	CV Joint	L; R	F		*	GS-4513	A:30/B:33/D:64,8/L:146
xDrive 30 i	200/272	09/08->03/10	CV Joint	L; R	F		*	GS-4513	A:30/B:33/D:64,8/L:146
xDrive 35 d	210/286	09/08->06/13	CV Joint	L; R	F		*	GS-4513	A:30/B:33/D:64,8/L:146
xDrive 35 i	225/306	09/10->06/13	CV Joint	L; R	F		*	GS-4513	A:30/B:33/D:64,8/L:146
xDrive 48 i	261/355	09/08->06/13	CV Joint	L; R	F		*	GS-4513	A:30/B:33/D:64,8/L:146
xDrive 50 i	300/408	06/10->06/13	CV Joint	L; R	F		*	GS-4513	A:30/B:33/D:64,8/L:146
















X6 (E71, E72) 									
30 d	173/235	05/08->08/08	CV Joint	L; R	F		*	GS-4513	A:30/B:33/D:64,8/L:146
35 i	225/306	05/08->08/08	CV Joint	L; R	F		*	GS-4513	A:30/B:33/D:64,8/L:146
50 i	300/408	05/08->06/14	CV Joint	L; R	F		*	GS-4513	A:30/B:33/D:64,8/L:146
ActiveHybrid	357/485	10/10->06/14	CV Joint	L; R	F		*	GS-4513	A:30/B:33/D:64,8/L:146
M	408/555	09/09->06/14	CV Joint	L; R	F		*	GS-4513	A:30/B:33/D:64,8/L:146
xDrive 30 d	173/235	09/08->06/14	CV Joint	L; R	F		*	GS-4513	A:30/B:33/D:64,8/L:146










	kW/HP		Type	L/R	F/R	AT/MT			ABS			Technical Specification
xDrive 35 d	210/286	09/08->06/14	CV Joint	L; R	F		*				GS-4513	A:30/B:33/D:64,8/L:146
xDrive 35 i	225/306	09/08->06/14	CV Joint	L; R	F		*				GS-4513	A:30/B:33/D:64,8/L:146
xDrive 50 i	300/408	09/08->06/14	CV Joint	L; R	F		*				GS-4513	A:30/B:33/D:64,8/L:146
Z3 [E36] 												
1.8	85/116	10/95->10/98	CV Joint		R		*				GS-3101	B:24/D2:94/L:24
1.9	87/118	07/98->01/03	CV Joint		R		*				GS-3101	B:24/D2:94/L:24
1.9	103/140	10/95->03/99	CV Joint		R		*				GS-3101	B:24/D2:94/L:24
2.0	110/150	04/99->01/03	CV Joint		R		*				GS-3101	B:24/D2:94/L:24

BYD												
F3 												
1.6	74/99	09/05->12/10	CV Joint		F; R		*		trans.type MT		GS-4898	A:25/B:29/D:41/L:149,5




CHERY												
EASTAR 												
2.0	92/125	03/04->12/08	CV Joint				*		trans.type MT		GS-4133	A:28/B:34/D:55,5/L:165







CHEVROLET												
AVEO Hatchback (T250, T255) 												
1.4	74/101	04/08->	CV Joint		F		*		47		GS-3932	A:22/B:22/D:52/L:150

			Type	L/R	F/R	AT/MT			ABS			Technical Specification
AVEO Saloon (T250, T255) 												
1.4	69/94	03/06->12/07	CV Joint						*		GS-4904	A:22/B:19/D:52/L:148,5
1.4	74/101	09/08->	CV Joint		F				*	47	GS-3932	A:22/B:22/D:52/L:150
CAPTIVA (C100, C140) 												
2.0 D	110/150	09/07->	CV Joint						*	DR 5; tripot joint	GS-4822	A:30/B:34/D:54/L:170
2.0 D 4WD	93/126	10/06->	CV Joint			5MT; AT			*		GS-4822	A:30/B:34/D:54/L:170
2.0 D 4WD	110/150	10/06->	CV Joint						*	DR 5; tripot joint	GS-4822	A:30/B:34/D:54/L:170
2.2 D	120/163	03/11->	CV Joint			5MT; AT			*		GS-4822	A:30/B:34/D:54/L:170
2.2 D 4WD	135/184	03/11->	CV Joint			5MT; AT			*		GS-4822	A:30/B:34/D:54/L:170
2.2 D 4WD	120/163	03/11->	CV Joint			5MT; AT			*		GS-4822	A:30/B:34/D:54/L:170
2.4	123/167	03/11->	CV Joint			5MT; AT			*		GS-4822	A:30/B:34/D:54/L:170
2.4	100/136	06/06->	CV Joint			5MT; AT			*		GS-4822	A:30/B:34/D:54/L:170
2.4 4WD	123/167	03/11->	CV Joint			5MT; AT			*		GS-4822	A:30/B:34/D:54/L:170
2.4 4WD	100/136	06/06->	CV Joint			5MT; AT			*		GS-4822	A:30/B:34/D:54/L:170
2.4 LPG	100/136	01/07->	CV Joint			5MT; AT			*		GS-4822	A:30/B:34/D:54/L:170
2.4 LPG 4WD	100/136	01/07->	CV Joint			5MT; AT			*		GS-4822	A:30/B:34/D:54/L:170
3.2 4WD	169/230	06/06->	CV Joint						*	DR 5; tripot joint	GS-4822	A:30/B:34/D:54/L:170
EPICA (KL1_) 												
2.0 D	110/150	01/07->	CV Joint						*		GS-4133	A:28/B:34/D:55,5/L:165
KALOS 												
1.2	53/72	03/05->	CV Joint		F				*	47	GS-3946	A:22/B:19/D:52/L:148,5
1.4	61/83	03/05->	CV Joint		F				*	47	GS-3932	A:22/B:22/D:52/L:150
1.4 16V	69/94	03/05->	CV Joint		F				*	47	GS-3932	A:22/B:22/D:52/L:150
KALOS Saloon 												
1.4	61/83	03/05->	CV Joint		F				*	47	GS-3932	A:22/B:22/D:52/L:150
1.4 16V	69/94	03/05->	CV Joint		F				*	47	GS-3932	A:22/B:22/D:52/L:150
LACETTI (J200) 												
			CV Joint						*	47	GS-3706	A:22/B:22/D:52/L:152
1.4 16V	70/95	03/05->	CV Joint						*	47 + ABS	GS-3947	A:33/B:22/D:52/L:148,5
			CV Joint						*		GS-4008	A:33/B:22/D:52/L:148,5
			CV Joint						*	47 + ABS	GS-3947	A:33/B:22/D:52/L:148,5
1.6	80/109	03/05->	CV Joint						*		GS-4008	A:33/B:22/D:52/L:148,5
1.8	90/122	03/05->	CV Joint						*		GS-4008	A:33/B:22/D:52/L:148,5
			CV Joint						*	47 + ABS	GS-3947	A:33/B:22/D:52/L:148,5
1.8	89/121	08/05->	CV Joint						*		GS-4008	A:33/B:22/D:52/L:148,5
LACETTI Estate (J200) 												
1.4	70/95	03/05->	CV Joint						*	47 + ABS	GS-3947	A:33/B:22/D:52/L:148,5
1.6	80/109	03/05->	CV Joint						*	47 + ABS	GS-3947	A:33/B:22/D:52/L:148,5
1.8	89/121	08/05->	CV Joint						*	47 + ABS	GS-3947	A:33/B:22/D:52/L:148,5
LANOS Saloon 												
1.4	55/75	11/05->	CV Joint						*		GS-3563	A:34/B:22/D:35/L:138
1.5	63/86	11/05->	CV Joint						*		GS-3563	A:34/B:22/D:35/L:138


	kW/HP		Type	L/R	F/R	AT/MT			ABS			Technical Specification
1.6 16V	78/106	11/05->	CV Joint						*		GS-3563	A:34/B:22/D:35/L:138
			CV Joint						*	47 +ABS	GS-3703	A:33/B:29/D:52/L:158,5
MATIZ (M200, M250) 												
0.8	38/52	03/05->	CV Joint		F				*	40	GS-3733	A:23/B:19/D:46/L:148,5
1.0	47/64	03/05->	CV Joint		F				*	40	GS-3733	A:23/B:19/D:46/L:148,5
1.0	49/67	03/05->	CV Joint		F				*	40	GS-3733	A:23/B:19/D:46/L:148,5
NUBIRA Estate 												
1.6	80/109	03/05->	CV Joint						*	47 +ABS	GS-3947	A:33/B:22/D:52/L:148,5
			CV Joint						*		GS-4008	A:33/B:22/D:52/L:148,5
NUBIRA Saloon 												
1.4	70/95	01/06->	CV Joint						*	47 +ABS	GS-3947	A:33/B:22/D:52/L:148,5
1.6	80/109	03/05->	CV Joint						*	47 +ABS	GS-3947	A:33/B:22/D:52/L:148,5
			CV Joint						*		GS-4008	A:33/B:22/D:52/L:148,5










CHRYSLER








PT CRUISER (PT_) 												
1.6	85/116	11/01->12/10	CV Joint						*	46	GS-4538	A:26/B:23/D:57,7/L:150,5
2.0	104/141	06/00->12/10	CV Joint						*	46	GS-4538	A:26/B:23/D:57,7/L:150,5
2.2 CRD	89/121	03/02->12/10	CV Joint						*	46	GS-4538	A:26/B:23/D:57,7/L:150,5
2.4	110/150	06/00->12/10	CV Joint						*	46	GS-4538	A:26/B:23/D:57,7/L:150,5
GT 2.4	164/223	08/03->12/10	CV Joint						*	46	GS-4538	A:26/B:23/D:57,7/L:150,5
VOYAGER II (ES) 												
2.5 TD	87/118	01/92->09/95	CV Joint						*		GS-3571	A:26/B:32/D:54/L:160
3.3 i	110/150	08/90->09/95	CV Joint			AT			*		GS-3571	A:26/B:32/D:54/L:160
3.3 i	120/163	08/90->09/95	CV Joint			AT			*		GS-3571	A:26/B:32/D:54/L:160
3.3 i AWD	110/150	08/90->09/95	CV Joint			AT			*		GS-3571	A:26/B:32/D:54/L:160
3.3 i AWD	120/163	08/90->09/95	CV Joint			AT			*		GS-3571	A:26/B:32/D:54/L:160
VOYAGER III (GS) 												
			CV Joint						*		GS-3571	A:26/B:32/D:54/L:160
2.0 i	98/133	01/95->03/01	CV Joint		F				*	47	GS-3601	A:26/B:32/D:54/L:160
			Drive Shaft	L	F					47	AW-4517	A:26/B:25/D:54/L:640
			Drive Shaft	R	F					47	AW-4518	A:26/B:25/D:54/L:1028
2.4 AWD	111/151	02/97->03/01	CV Joint		F				*	47 +ABS	GS-3601	A:26/B:32/D:54/L:160

		kw/HP		Type	L/R	F/R	AT/MT			ABS			Technical Specification		
2.4 i		111/151	01/95->03/01	CV Joint						*		GS-3571	A:26/B:32/D:54/L:160		
				CV Joint		F				*	47		GS-3601	A:26/B:32/D:54/L:160	
				Drive Shaft	L	F						47		AW-4517	A:26/B:25/D:54/L:640
				Drive Shaft	R	F						47		AW-4518	A:26/B:25/D:54/L:1028
2.5 TD		85/116	01/95->03/01	CV Joint						*		GS-3571	A:26/B:32/D:54/L:160		
				CV Joint		F				*	47		GS-3601	A:26/B:32/D:54/L:160	
				Drive Shaft	L	F						47		AW-4517	A:26/B:25/D:54/L:640
				Drive Shaft	R	F						47		AW-4518	A:26/B:25/D:54/L:1028

CITROËN

AX (ZA-_) 														
1.3 Sport		70/95	04/87->12/88	Drive Shaft	R	F						AW-4300	A:21/B:22/D:49/L:798	
				Drive Shaft	L	F							AW-4301	A:21/B:22/D:50/L:619
10		37/50	02/87->12/98	Drive Shaft	R	F						AW-4300	A:21/B:22/D:49/L:798	
				Drive Shaft	L	F							AW-4301	A:21/B:22/D:50/L:619
10		33/45	07/86->12/98	Drive Shaft	R	F						AW-4300	A:21/B:22/D:49/L:798	
				Drive Shaft	L	F							AW-4301	A:21/B:22/D:50/L:619
10		32/44	09/86->06/92	Drive Shaft	R	F						AW-4300	A:21/B:22/D:49/L:798	
				Drive Shaft	L	F							AW-4301	A:21/B:22/D:50/L:619
10 E		30/41	12/86->12/88	Drive Shaft	R	F						AW-4300	A:21/B:22/D:49/L:798	
				Drive Shaft	L	F							AW-4301	A:21/B:22/D:50/L:619
11		44/60	09/86->12/97	Drive Shaft	R	F						AW-4300	A:21/B:22/D:49/L:798	
				Drive Shaft	L	F							AW-4301	A:21/B:22/D:50/L:619
11		40/54	12/86->04/94	Drive Shaft	R	F						AW-4300	A:21/B:22/D:49/L:798	
				Drive Shaft	L	F							AW-4301	A:21/B:22/D:50/L:619
11 4x4		40/54	06/91->07/92	Drive Shaft	R	F						AW-4300	A:21/B:22/D:49/L:798	
				Drive Shaft	L	F							AW-4301	A:21/B:22/D:50/L:619
11 CAT		40/54	09/88->12/89	Drive Shaft	R	F						AW-4300	A:21/B:22/D:49/L:798	
				Drive Shaft	L	F							AW-4301	A:21/B:22/D:50/L:619
14		62/85	01/88->12/92	Drive Shaft	R	F					--04/91	AW-4300	A:21/B:22/D:49/L:798	
				Drive Shaft	L	F						--04/91	AW-4301	A:21/B:22/D:50/L:619
				Drive Shaft	L	F						- ABS; 05/91->	AW-4306	A:21/B:22/D:58,5/L:614
				Drive Shaft	R	F						--04/91	AW-4300	A:21/B:22/D:49/L:798
14		55/75	04/87->04/97	Drive Shaft	L	F					--04/91	AW-4301	A:21/B:22/D:50/L:619	
				Drive Shaft	L	F						- ABS; 05/91->	AW-4306	A:21/B:22/D:58,5/L:614
14		49/67	06/88->12/89	Drive Shaft	R	F						AW-4300	A:21/B:22/D:49/L:798	
				Drive Shaft	L	F							AW-4301	A:21/B:22/D:50/L:619
14		44/60	12/86->12/88	Drive Shaft	R	F						AW-4300	A:21/B:22/D:49/L:798	
				Drive Shaft	L	F							AW-4301	A:21/B:22/D:50/L:619

			Type	L/R	F/R	AT/MT			ABS			Technical Specification		
14 4x4	55/75	08/91->12/96	Drive Shaft	L	F				- ABS		AW-4306	A:21/B:22/D:58,5/L:614		
14 D	37/50	08/91->12/97	Drive Shaft	L	F				- ABS		AW-4306	A:21/B:22/D:58,5/L:614		
			Drive Shaft	R	F				->04/91		AW-4300	A:21/B:22/D:49/L:798		
14 D	38/52	09/88->06/92	Drive Shaft	L	F				->04/91		AW-4301	A:21/B:22/D:50/L:619		
			Drive Shaft	L	F				- ABS; 05/91->		AW-4306	A:21/B:22/D:58,5/L:614		
15 D	40/54	08/94->12/97	Drive Shaft	L	F				- ABS		AW-4306	A:21/B:22/D:58,5/L:614		
BERLINGO (B9) 														
1.6	66/90	04/08->	Drive Shaft	R	F	MT				trans.type BE4R	AW-4769	A:25/B:24/D:58/L:925		
			Drive Shaft	L	F	MT				trans.type BE4R	AW-4773	A:25/B:24/D:58/L:625		
1.6	80/109	04/08->	Drive Shaft	R	F	MT				trans.type BE4R	AW-4769	A:25/B:24/D:58/L:925		
			Drive Shaft	L	F	MT				trans.type BE4R	AW-4773	A:25/B:24/D:58/L:625		
1.6 BlueHDi 100	73/99	12/14->	Drive Shaft	R	F					trans.type BE4R	AW-4769	A:25/B:24/D:58/L:925		
			Drive Shaft	L	F					trans.type BE4R	AW-4773	A:25/B:24/D:58/L:625		
1.6 BlueHDi 120	88/120	12/14->	Drive Shaft	R	F					trans.type BE4R	AW-4769	A:25/B:24/D:58/L:925		
			Drive Shaft	L	F					trans.type BE4R	AW-4773	A:25/B:24/D:58/L:625		
1.6 HDi 110	80/109	04/08->	Drive Shaft	R	F	MT				trans.type BE4R	AW-4769	A:25/B:24/D:58/L:925		
			Drive Shaft	L	F	MT				trans.type BE4R	AW-4773	A:25/B:24/D:58/L:625		
1.6 HDi 110	82/112	07/10->	Drive Shaft	R	F	MT				trans.type BE4R	AW-4769	A:25/B:24/D:58/L:925		
			Drive Shaft	L	F	MT				trans.type BE4R	AW-4773	A:25/B:24/D:58/L:625		
1.6 HDi 115	84/114	07/10->	Drive Shaft	R	F	MT				trans.type BE4R	AW-4769	A:25/B:24/D:58/L:925		
			Drive Shaft	L	F	MT				trans.type BE4R	AW-4773	A:25/B:24/D:58/L:625		
1.6 HDi 75	55/75	04/08->	Drive Shaft	R	F	MT				trans.type BE4R	AW-4769	A:25/B:24/D:58/L:925		
			Drive Shaft	L	F	MT				trans.type BE4R	AW-4773	A:25/B:24/D:58/L:625		
1.6 HDi 90	66/90	04/08->	Drive Shaft	R	F	MT				trans.type BE4R	AW-4769	A:25/B:24/D:58/L:925		
			Drive Shaft	L	F	MT				trans.type BE4R	AW-4773	A:25/B:24/D:58/L:625		
1.6 HDi 90	68/92	07/10->	Drive Shaft	R	F	MT				trans.type BE4R	AW-4769	A:25/B:24/D:58/L:925		
			Drive Shaft	L	F	MT				trans.type BE4R	AW-4773	A:25/B:24/D:58/L:625		
1.6 VTi 120	88/120	11/09->	Drive Shaft	R	F	MT				trans.type BE4R	AW-4769	A:25/B:24/D:58/L:925		
			Drive Shaft	L	F	MT				trans.type BE4R	AW-4773	A:25/B:24/D:58/L:625		
1.6 VTi 95	72/98	07/10->	Drive Shaft	R	F	MT				trans.type BE4R	AW-4769	A:25/B:24/D:58/L:925		
			Drive Shaft	L	F	MT				trans.type BE4R	AW-4773	A:25/B:24/D:58/L:625		
BERLINGO (MF) 														
1.1 i (MFHDZ, MFHFX)	44/60	07/96->	Drive Shaft	R	F							AW-4564	A:25/B:22/D:56,7/L:868	
			Drive Shaft	L	F					- ABS		AW-4565	A:25/B:22/D:56,7/L:594	
			Drive Shaft	L	F				29				AW-4566	A:25/B:22/D:54,5/L:590,5
			Drive Shaft	R	F				29				AW-4567	A:25/B:22/D:54,5/L:860
			Drive Shaft	L	F				29	->03/04			AW-4626	A:25/B:22/D:60/L:593
1.4 bivalent	48/65	11/02->	Drive Shaft	L	F					- ABS		AW-4565	A:25/B:22/D:56,7/L:594	
			Drive Shaft	L	F				29	->03/04		AW-4626	A:25/B:22/D:60/L:593	
1.4 i (MFKFX, MFKFW)	55/75	07/96->	Drive Shaft	R	F							AW-4564	A:25/B:22/D:56,7/L:868	
			Drive Shaft	L	F					- ABS		AW-4565	A:25/B:22/D:56,7/L:594	
			Drive Shaft	L	F				29				AW-4566	A:25/B:22/D:54,5/L:590,5
			Drive Shaft	R	F				29				AW-4567	A:25/B:22/D:54,5/L:860
			Drive Shaft	L	F				29	->03/04			AW-4626	A:25/B:22/D:60/L:593

	kw/HP		Type	L/R	F/R	AT/MT			ABS			Technical Specification
1.4 i bivalent (MFKFW)	55/75	04/03->	CV Joint		F		*		29	- ESP	GS-3640	A:25/B:34/D:55,7/L:134
			CV Joint		F		*		48	+ ESP	GS-3989	A:25/B:34/D:58,5/L:134
			Drive Shaft	R	F	MT			29	- ESP; 10/04->	AW-4330	A:25/B:24/D:55,7/L:868
			Drive Shaft	L	F				29	->10/08	AW-4626	A:25/B:22/D:60/L:593
1.6 16V (MFNFU)	80/109	10/00->	CV Joint		F		*		29		GS-3640	A:25/B:34/D:55,7/L:134
			CV Joint				*		29		GS-3668	A:25/B:34/D:58,5/L:134
			Drive Shaft	R	F				29		AW-4330	A:25/B:24/D:55,7/L:868
			Drive Shaft	L	F			29		AW-4615	A:25/B:24/D:55,4/L:594	
1.6 HDI 75 (MF9HW)	55/75	07/05->	CV Joint		F	MT	*		48		GS-3989	A:25/B:34/D:58,5/L:134
1.6 HDI 90 (MF9HX)	66/90	07/05->	CV Joint		F	MT	*		48		GS-3989	A:25/B:34/D:58,5/L:134
1.8 D (MFA9A)	43/58	07/98->	CV Joint		F		*		29	trans.type BE3	GS-3640	A:25/B:34/D:55,7/L:134
1.8 i (MFLFX)	66/90	05/97->	CV Joint		F		*		29	trans.type BE3	GS-3640	A:25/B:34/D:55,7/L:134
1.8 i 4WD (MFLFX)	66/90	04/97->	CV Joint		F		*		29	trans.type BE3	GS-3640	A:25/B:34/D:55,7/L:134
1.9 D (MFDJY)	50/68	07/96->	CV Joint		F		*		29	trans.type BE3	GS-3640	A:25/B:34/D:55,7/L:134
1.9 D (MFWJZ)	51/70	07/98->10/05	CV Joint		F		*		29	trans.type BE3	GS-3640	A:25/B:34/D:55,7/L:134
			CV Joint				*		29	+ ABS	GS-3668	A:25/B:34/D:58,5/L:134
1.9 D 4WD (MFWJZ)	51/69	07/98->	CV Joint		F		*		29	trans.type BE3	GS-3640	A:25/B:34/D:55,7/L:134
			CV Joint				*		29		GS-3668	A:25/B:34/D:58,5/L:134
2.0 HDI 90 (MFRHY)	66/90	12/99->	CV Joint		F		*		29	trans.type BE3	GS-3640	A:25/B:34/D:55,7/L:134
BERLINGO Box (B9) 												
1.6	66/90	04/08->	Drive Shaft	R	F	MT				trans.type BE4R	AW-4769	A:25/B:24/D:58/L:925
			Drive Shaft	L	F	MT					trans.type BE4R	AW-4773
1.6	80/109	04/08->	Drive Shaft	R	F	MT				trans.type BE4R	AW-4769	A:25/B:24/D:58/L:925
			Drive Shaft	L	F	MT					trans.type BE4R	AW-4773
1.6 BlueHdi 100	73/99	12/14->	Drive Shaft	R	F					trans.type BE4R	AW-4769	A:25/B:24/D:58/L:925
			Drive Shaft	L	F						trans.type BE4R	AW-4773
1.6 BlueHdi 120	88/120	12/14->	Drive Shaft	R	F					trans.type BE4R	AW-4769	A:25/B:24/D:58/L:925
			Drive Shaft	L	F						trans.type BE4R	AW-4773
1.6 HDi 110	80/109	04/08->	Drive Shaft	R	F	MT				trans.type BE4R	AW-4769	A:25/B:24/D:58/L:925
			Drive Shaft	L	F	MT					trans.type BE4R	AW-4773
1.6 HDi 110	82/112	07/10->	Drive Shaft	R	F	MT				trans.type BE4R	AW-4769	A:25/B:24/D:58/L:925
			Drive Shaft	L	F	MT					trans.type BE4R	AW-4773
1.6 HDi 115	84/114	07/10->	Drive Shaft	R	F	MT				trans.type BE4R	AW-4769	A:25/B:24/D:58/L:925
			Drive Shaft	L	F	MT					trans.type BE4R	AW-4773
1.6 HDi 75	55/75	04/08->	Drive Shaft	R	F					engine DV6BUTED4; engine DV6ETED	AW-4769	A:25/B:24/D:58/L:925
			Drive Shaft	L	F						engine DV6BUTED4; engine DV6ETED	AW-4773
1.6 HDi 90	68/92	07/10->	Drive Shaft	R	F	MT				trans.type BE4R	AW-4769	A:25/B:24/D:58/L:925
			Drive Shaft	L	F	MT					trans.type BE4R	AW-4773
1.6 HDi 90 16V	66/90	04/08->	Drive Shaft	R	F	MT				trans.type BE4R	AW-4769	A:25/B:24/D:58/L:925
			Drive Shaft	L	F	MT					trans.type BE4R	AW-4773
1.6 VTi 120	88/120	11/09->	Drive Shaft	R	F	MT				trans.type BE4R	AW-4769	A:25/B:24/D:58/L:925
			Drive Shaft	L	F	MT					trans.type BE4R	AW-4773
1.6 VTi 95	72/98	07/10->	Drive Shaft	R	F	MT				trans.type BE4R	AW-4769	A:25/B:24/D:58/L:925
			Drive Shaft	L	F	MT					trans.type BE4R	AW-4773



kW/HP



Type

L/R

F/R

AT/MT



ABS



Technical Specification

BERLINGO Box [M_]













1.1 i (MAHDZ, MBHDZ, MBHFX)	44/60	07/96->	Drive Shaft	R	F					AW-4564	A:25/B:22/D:56,7/L:868
			Drive Shaft	L	F			- ABS		AW-4565	A:25/B:22/D:56,7/L:594
			Drive Shaft	L	F			29		AW-4566	A:25/B:22/D:54,5/L:590,5
			Drive Shaft	R	F			29		AW-4567	A:25/B:22/D:54,5/L:860
			Drive Shaft	L	F			29	->03/04	AW-4626	A:25/B:22/D:60/L:593
1.4 bivalent	48/65	11/02->	Drive Shaft	L	F			- ABS		AW-4565	A:25/B:22/D:56,7/L:594
			Drive Shaft	L	F			29	->03/04	AW-4626	A:25/B:22/D:60/L:593
			Drive Shaft	R	F					AW-4564	A:25/B:22/D:56,7/L:868
1.4 i (MBKFX, MBKFW)	55/75	07/96->	Drive Shaft	L	F			- ABS		AW-4565	A:25/B:22/D:56,7/L:594
			Drive Shaft	L	F			29		AW-4566	A:25/B:22/D:54,5/L:590,5
			Drive Shaft	R	F			29		AW-4567	A:25/B:22/D:54,5/L:860
			Drive Shaft	L	F			29	->03/04	AW-4626	A:25/B:22/D:60/L:593
			CV Joint		F	MT	*	29	- ESP		GS-3640
1.4 i bivalent (MBKFW)	55/75	04/03->	CV Joint		F	MT	*	48	+ ESP	GS-3989	A:25/B:34/D:58,5/L:134
			Drive Shaft	R	F	MT		29	- ESP; 10/04->	AW-4330	A:25/B:24/D:55,7/L:868
			Drive Shaft	L	F			29	->10/05	AW-4626	A:25/B:22/D:60/L:593
			CV Joint		F		*	29		GS-3640	A:25/B:34/D:55,7/L:134
			CV Joint		F		*	29	+ ABS	GS-3668	A:25/B:34/D:58,5/L:134
1.6 16V (MBNFU)	80/109	10/00->	Drive Shaft	R	F			29		AW-4330	A:25/B:24/D:55,7/L:868
			Drive Shaft	L	F			29		AW-4615	A:25/B:24/D:55,4/L:594
			CV Joint		F	MT	*	48		GS-3989	A:25/B:34/D:58,5/L:134
1.6 HDI 75 (MB9HW)	55/75	07/05->	CV Joint		F	MT	*	48	GS-3989	A:25/B:34/D:58,5/L:134	
1.6 HDI 90 (MB9HX, MC9HX)	66/90	07/05->	CV Joint		F	MT	*	48	GS-3989	A:25/B:34/D:58,5/L:134	
1.8 D (MBA9A, MCA9A)	43/59	07/96->	CV Joint		F		*	29	trans.type BE3	GS-3640	A:25/B:34/D:55,7/L:134
1.8 i	66/90	08/99->10/02	CV Joint		F		*	29	trans.type BE3	GS-3640	A:25/B:34/D:55,7/L:134
			CV Joint		F		*	29		GS-3668	A:25/B:34/D:58,5/L:134
1.9 D (MBDJY)	51/70	07/96->	CV Joint		F		*	29	trans.type BE3	GS-3640	A:25/B:34/D:55,7/L:134
1.9 D 70 (MBWJZ, MCWJZ)	51/69	04/99->	CV Joint	L	F		*	29	trans.type BE3	GS-3640	A:25/B:34/D:55,7/L:134
			CV Joint		F		*	29		GS-3668	A:25/B:34/D:58,5/L:134
1.9 D 70 4WD (MBWJZ, MCWJZ)	51/69	07/98->	CV Joint		F		*	29	trans.type BE3	GS-3640	A:25/B:34/D:55,7/L:134
			CV Joint		F		*	29		GS-3668	A:25/B:34/D:58,5/L:134
2.0 HDI 90 (MBRHY, MCRHY)	66/90	12/99->	CV Joint		F		*	29	trans.type BE3	GS-3640	A:25/B:34/D:55,7/L:134
2.0 HDI 90 4WD (MBRHY, MCRHY)	66/90	11/00->	CV Joint		F		*	29	trans.type BE3	GS-3640	A:25/B:34/D:55,7/L:134










BERLINGO Platform/Chassis (B9)

1.6 HDi 90	66/90	04/08->	Drive Shaft	R	F	MT			trans.type BE4R	AW-4769	A:25/B:24/D:58/L:925
			Drive Shaft	L	F	MT			trans.type BE4R	AW-4773	A:25/B:24/D:58/L:625

BX (XB-)

11	40/55	10/88->06/92	Drive Shaft	L	F			29		AW-4622	A:25/B:22/D:60/L:603
14	55/75	01/89->02/93	Drive Shaft	L	F			29		AW-4622	A:25/B:22/D:60/L:603
14	47/64	01/89->12/89	Drive Shaft	L	F			29		AW-4622	A:25/B:22/D:60/L:603
14 E	52/71	04/83->07/89	Drive Shaft	L	F			29	05/88->	AW-4622	A:25/B:22/D:60/L:603
14 E	53/72	04/83->02/93	Drive Shaft	L	F			29	05/88->	AW-4622	A:25/B:22/D:60/L:603
14 E	49/67	09/85->02/93	Drive Shaft	L	F			29	05/88->	AW-4622	A:25/B:22/D:60/L:603
14 E	45/61	10/82->06/88	Drive Shaft	L	F			29	05/88->	AW-4622	A:25/B:22/D:60/L:603

			Type	L/R	F/R	AT/MT			ABS			Technical Specification	
TRD Turbo	66/90	03/88->02/93	CV Joint		F		*		29		GS-3640	A:25/B:34/D:55,7/L:134	
			Drive Shaft	R	F				29		AW-4330	A:25/B:24/D:55,7/L:868	
BX Break (XB-_) 													
14	55/75	01/89->02/93	Drive Shaft	L	F				29		AW-4622	A:25/B:22/D:60/L:603	
14	47/64	01/89->12/89	Drive Shaft	L	F				29		AW-4622	A:25/B:22/D:60/L:603	
19	88/120	06/88->12/94	CV Joint		F		*		29		GS-3640	A:25/B:34/D:55,7/L:134	
			Drive Shaft	R	F				29		AW-4330	A:25/B:24/D:55,7/L:868	
19	80/109	06/88->12/94	CV Joint		F		*		29		GS-3640	A:25/B:34/D:55,7/L:134	
			Drive Shaft	R	F				29		AW-4330	A:25/B:24/D:55,7/L:868	
19	75/102	07/86->12/94	CV Joint		F		*		29		GS-3640	A:25/B:34/D:55,7/L:134	
			Drive Shaft	R	F				29		AW-4330	A:25/B:24/D:55,7/L:868	
19	70/95	12/87->12/89	CV Joint		F		*		29		GS-3640	A:25/B:34/D:55,7/L:134	
			Drive Shaft	R	F				29		AW-4330	A:25/B:24/D:55,7/L:868	
19 4x4	80/109	10/90->05/91	CV Joint		F		*		29		GS-3640	A:25/B:34/D:55,7/L:134	
			Drive Shaft	R	F				29		AW-4330	A:25/B:24/D:55,7/L:868	
TRD Turbo	66/90	03/88->12/94	CV Joint		F		*		29		GS-3640	A:25/B:34/D:55,7/L:134	
			Drive Shaft	R	F				29		AW-4330	A:25/B:24/D:55,7/L:868	
C1 (PM_, PN_) 													
1.0	50/68	06/05->	CV Joint	L; R	F		*		->03/14		GS-4014	A:24/B:19/D:49,5/L:137	
C15 (VD-_) 													
1.0	33/45	10/84->12/97	Drive Shaft	R	F				05/88->		AW-4321	A:21/B:22/D:56,4/L:832,5	
1.1	35/48	10/84->12/96	Drive Shaft	L	F						AW-4312	A:21/B:24/D:56,4/L:567	
1.1 i	44/60	07/88->12/96	Drive Shaft	R	F						AW-4321	A:21/B:22/D:56,4/L:832,5	
1.3	47/64	07/87->05/88	Drive Shaft	L	F						AW-4312	A:21/B:24/D:56,4/L:567	
1.4	49/67	07/87->12/96	Drive Shaft	R	F				05/88->		AW-4321	A:21/B:22/D:56,4/L:832,5	
1.4 E	44/60	05/87->12/96	Drive Shaft	R	F				05/88->		AW-4321	A:21/B:22/D:56,4/L:832,5	
1.4 i	55/75	05/91->12/96	Drive Shaft	R	F						AW-4321	A:21/B:22/D:56,4/L:832,5	
1.8 D	44/60	07/86->12/00	Drive Shaft	L	F						AW-4312	A:21/B:24/D:56,4/L:567	
1.9 D	44/60	12/00->12/05	Drive Shaft	L	F				->04/04		AW-4312	A:21/B:24/D:56,4/L:567	
C15 Estate 													
1.4	49/67	05/87->09/92	Drive Shaft	R	F				05/88->		AW-4321	A:21/B:22/D:56,4/L:832,5	
1.4	44/60	05/87->10/92	Drive Shaft	R	F				05/88->		AW-4321	A:21/B:22/D:56,4/L:832,5	
1.4	55/75	05/91->07/96	Drive Shaft	R	F						AW-4321	A:21/B:22/D:56,4/L:832,5	
1.8 D	44/60	04/87->08/00	Drive Shaft	L	F						AW-4312	A:21/B:24/D:56,4/L:567	
C2 (JM_) 													
1.1	44/60	09/03->	CV Joint		F		*		->07/04		GS-3890	A:21/B:21/D:48/L:140,5	
			CV Joint		F		*		08/04->		GS-3959	A:21/B:20/D:49/L:137	
			Drive Shaft	L	F					->07/04		AW-4790	A:21/B:22/D:48/L:643
			Drive Shaft	R	F					->07/04		AW-4791	A:21/B:22/D:48/L:841
1.4	54/73	09/03->	CV Joint		F		*		->07/04		GS-3890	A:21/B:21/D:48/L:140,5	
			CV Joint		F		*		08/04->		GS-3959	A:21/B:20/D:49/L:137	
			Drive Shaft	L	F					->07/04		AW-4790	A:21/B:22/D:48/L:643
			Drive Shaft	R	F					->07/04		AW-4791	A:21/B:22/D:48/L:841
			Drive Shaft	R	F	AT			trans.type AL4		AW-4798	A:21/B:26/D:48,5/L:754	

	KW/HP		Type	L/R	F/R	AT/MT			ABS			Technical Specification
1.6	80/109	09/03->	CV Joint								GS-3891	A:21/B:22/D:48/L:140,5
			Drive Shaft	R	F				10/05->	AW-4791	A:21/B:22/D:48/L:841	
			Drive Shaft	R	F				10/05->	AW-4799	A:21/B:22/D:48/L:843	
			Drive Shaft	L	F				10/05->	AW-4800	A:21/B:22/D:48/L:642	
1.6 VTS	90/122	01/05->	Drive Shaft	R	F				10/05->	AW-4791	A:21/B:22/D:48/L:841	
			Drive Shaft	R	F				10/05->	AW-4799	A:21/B:22/D:48/L:843	
			Drive Shaft	L	F				10/05->	AW-4800	A:21/B:22/D:48/L:642	
C25 Box (280_, 290_) 												
2.0	62/84	02/91->03/94	CV Joint		F				*		GS-3206	A:28/B:27/D:63/L:175,5
			Drive Shaft	L	F					AW-4317	A:28/B:25/D:63/L:701	
			Drive Shaft	R	F					AW-4318	A:28/B:25/D:63/L:1068	
2.0 E	58/79	09/81->03/94	CV Joint		F				*		GS-3206	A:28/B:27/D:63/L:175,5
			Drive Shaft	L	F					AW-4317	A:28/B:25/D:63/L:701	
			Drive Shaft	R	F					AW-4318	A:28/B:25/D:63/L:1068	
C25 Bus (280_, 290_) 												
1.8 E	51/69	07/87->02/94	CV Joint		F				*		GS-3206	A:28/B:27/D:63/L:175,5
			Drive Shaft	L	F					AW-4317	A:28/B:25/D:63/L:701	
			Drive Shaft	R	F					AW-4318	A:28/B:25/D:63/L:1068	
1.9 D	51/69	07/87->02/94	CV Joint		F				*		GS-3206	A:28/B:27/D:63/L:175,5
			Drive Shaft	L	F					AW-4317	A:28/B:25/D:63/L:701	
			Drive Shaft	R	F					AW-4319	A:28/B:25/D:63/L:1072	
1.9 TD	60/82	04/92->02/94	CV Joint		F				*		GS-3206	A:28/B:27/D:63/L:175,5
			Drive Shaft	L	F					AW-4317	A:28/B:25/D:63/L:701	
			Drive Shaft	R	F					AW-4318	A:28/B:25/D:63/L:1068	
2.0	62/84	02/91->02/94	CV Joint		F				*		GS-3206	A:28/B:27/D:63/L:175,5
			Drive Shaft	L	F					AW-4317	A:28/B:25/D:63/L:701	
			Drive Shaft	R	F					AW-4318	A:28/B:25/D:63/L:1068	
2.0 E	58/79	09/81->02/94	CV Joint		F				*		GS-3206	A:28/B:27/D:63/L:175,5
			Drive Shaft	L	F					AW-4317	A:28/B:25/D:63/L:701	
			Drive Shaft	R	F					AW-4318	A:28/B:25/D:63/L:1068	
2.5 D	54/73	10/85->02/94	CV Joint		F				*		GS-3206	A:28/B:27/D:63/L:175,5
			Drive Shaft	L	F					AW-4317	A:28/B:25/D:63/L:701	
			Drive Shaft	R	F					AW-4318	A:28/B:25/D:63/L:1068	
2.5 D 4x4	54/73	01/87->02/94	CV Joint		F				*		GS-3206	A:28/B:27/D:63/L:175,5
			Drive Shaft	L	F					AW-4317	A:28/B:25/D:63/L:701	
			Drive Shaft	R	F					AW-4318	A:28/B:25/D:63/L:1068	
2.5 D Turbo	70/95	08/87->02/94	CV Joint		F				*		GS-3206	A:28/B:27/D:63/L:175,5
			Drive Shaft	L	F					AW-4317	A:28/B:25/D:63/L:701	
			Drive Shaft	R	F					AW-4318	A:28/B:25/D:63/L:1068	
2.5 D Turbo 4x4	70/95	08/87->02/94	CV Joint		F				*		GS-3206	A:28/B:27/D:63/L:175,5
			Drive Shaft	L	F					AW-4317	A:28/B:25/D:63/L:701	
			Drive Shaft	R	F					AW-4318	A:28/B:25/D:63/L:1068	
C25 Platform/Chassis (280_, 290_) 												
2.0	62/84	01/87->03/94	CV Joint		F				*		GS-3206	A:28/B:27/D:63/L:175,5
			Drive Shaft	L	F					AW-4317	A:28/B:25/D:63/L:701	
			Drive Shaft	R	F					AW-4318	A:28/B:25/D:63/L:1068	



KW/HP



Type

L/R

F/R

AT/MT



ABS



Technical Specification

C3 I (FC_)









1.1 i	44/60	02/02->	CV Joint			*	--06/06; trans.type MA	GS-3890	A:21/B:21/D:48/L:140,5	
			CV Joint			*	07/06->; trans.type MA	GS-3959	A:21/B:20/D:49/L:137	
			Drive Shaft	L	F			trans.type MA	AW-4790	A:21/B:22/D:48/L:643
			Drive Shaft	R	F			trans.type MA	AW-4791	A:21/B:22/D:48/L:841
			Drive Shaft	L	F			trans.type AL4	AW-4797	A:21/B:26/D:48,5/L:618
			Drive Shaft	R	F			trans.type AL4	AW-4798	A:21/B:26/D:48,5/L:754
1.4 16V	65/88	12/03->	CV Joint			*	--ch.10828	GS-3891	A:21/B:22/D:48/L:140,5	
			Drive Shaft	R	F			09/05->; trans.type MA	AW-4791	A:21/B:22/D:48/L:841
			Drive Shaft	R	F			09/05->; trans.type MA	AW-4799	A:21/B:22/D:48/L:843
1.4 16V HDi	66/90	02/02->	CV Joint			*		GS-3891	A:21/B:22/D:48/L:140,5	
			CV Joint		F	*	--06/06; trans.type MA	GS-3890	A:21/B:21/D:48/L:140,5	
			Drive Shaft	L	F			--06/06; trans.type MA	AW-4790	A:21/B:22/D:48/L:643
1.4 i	54/73	02/02->	Drive Shaft	R	F		--06/06; trans.type MA	AW-4791	A:21/B:22/D:48/L:841	
			Drive Shaft	L	F			trans.type AL4	AW-4797	A:21/B:26/D:48,5/L:618
			Drive Shaft	R	F			trans.type AL4	AW-4798	A:21/B:26/D:48,5/L:754
			CV Joint		F	*	--06/06; trans.type MA	GS-3890	A:21/B:21/D:48/L:140,5	
1.4 i Bivalent	54/73	02/02->	Drive Shaft	L	F		--06/06; trans.type MA	AW-4790	A:21/B:22/D:48/L:643	
			Drive Shaft	R	F		--06/06; trans.type MA	AW-4791	A:21/B:22/D:48/L:841	
			Drive Shaft	L	F			trans.type AL4	AW-4797	A:21/B:26/D:48,5/L:618
			Drive Shaft	R	F			trans.type AL4	AW-4798	A:21/B:26/D:48,5/L:754
1.6 16V	80/109	02/02->	CV Joint			*		GS-3891	A:21/B:22/D:48/L:140,5	
			Drive Shaft	R	F			MD Generation 2; trans.type MA	AW-4791	A:21/B:22/D:48/L:841
			Drive Shaft	L	F			07/06->; MD Generation 2; trans.type AL4	AW-4797	A:21/B:26/D:48,5/L:618
			Drive Shaft	R	F			07/06->; MD Generation 2; trans.type AL4	AW-4798	A:21/B:26/D:48,5/L:754
			Drive Shaft	R	F			MD Generation 2; trans.type MA	AW-4799	A:21/B:22/D:48/L:843
1.6 16V HDi	80/109	09/05->	CV Joint			*	GS-3891	A:21/B:22/D:48/L:140,5		
1.6 16V HDi	66/90	10/05->	CV Joint			*	GS-3891	A:21/B:22/D:48/L:140,5		










C3 Pluriel (HB_)











1.4	54/73	05/03->	Drive Shaft	R	F			trans.type MA	AW-4791	A:21/B:22/D:48/L:841	
			Drive Shaft	R	F		AT		trans.type AL4	AW-4798	A:21/B:26/D:48,5/L:754
			Drive Shaft	R	F				trans.type MA	AW-4799	A:21/B:22/D:48/L:843
			Drive Shaft	L	F				trans.type MA	AW-4800	A:21/B:22/D:48/L:642
1.4 HDi	50/68	04/04->	CV Joint			*	GS-3891	A:21/B:22/D:48/L:140,5			
1.6	80/109	05/03->	CV Joint			*	GS-3891	A:21/B:22/D:48/L:140,5			










C4 Coupe (LA_)








1.4 16V	65/88	11/04->07/11	CV Joint		F	*		trans.type MA	GS-3871	A:25/B:22/D:60/L:134	
			Drive Shaft	R	F				trans.type MA	AW-4770	A:25/B:22/D:59/L:915
			Drive Shaft	L	F					trans.type MA	AW-4771

		kw/HP		Type	L/R	F/R	AT/MT			ABS			Technical Specification	
1.6 16V		80/109	11/04->07/11	CV Joint		F		*				GS-3871	A:25/B:22/D:60/L:134	
				CV Joint		F		*					GS-3872	A:25/B:34/D:58/L:145
				Drive Shaft	R	F							AW-4769	A:25/B:24/D:58/L:925
				Drive Shaft	R	F							AW-4770	A:25/B:22/D:59/L:915
				Drive Shaft	L	F							AW-4771	A:25/B:22/D:58,5/L:633
				Drive Shaft	L	F							AW-4772	A:25/B:24/D:58,5/L:630
1.6 HDi		66/90	11/04->07/11	CV Joint		F		*				GS-3872	A:25/B:34/D:58/L:145	
				Drive Shaft	R	F						AW-4769	A:25/B:24/D:58/L:925	
				Drive Shaft	L	F						AW-4773	A:25/B:24/D:58/L:625	
1.6 HDi		80/109	11/04->07/11	CV Joint		F		*				GS-3872	A:25/B:34/D:58/L:145	
				Drive Shaft	R	F						AW-4769	A:25/B:24/D:58/L:925	
				Drive Shaft	L	F						AW-4773	A:25/B:24/D:58/L:625	
1.6 VTi 120		88/120	07/08->07/11	Drive Shaft	R	F	MT					AW-4769	A:25/B:24/D:58/L:925	
				Drive Shaft	L	F	MT					AW-4773	A:25/B:24/D:58/L:625	
2.0 16V		100/136	11/04->07/07	CV Joint		F		*				GS-3872	A:25/B:34/D:58/L:145	
				Drive Shaft	R	F						AW-4769	A:25/B:24/D:58/L:925	
				Drive Shaft	L	F						AW-4773	A:25/B:24/D:58/L:625	
2.0 16V		130/177	11/04->12/10	CV Joint		F		*				GS-3872	A:25/B:34/D:58/L:145	
				Drive Shaft	R	F						AW-4769	A:25/B:24/D:58/L:925	
				Drive Shaft	L	F						AW-4773	A:25/B:24/D:58/L:625	
2.0 HDi		100/136	11/04->12/10	CV Joint		F		*			GS-3982	A:25/B:39/D:59/L:152,5		
C4 Grand Picasso I (UA) 														
1.6 HDi		80/109	10/06->	CV Joint		F		*				GS-3872	A:25/B:34/D:58/L:145	
				Drive Shaft	R	F						AW-4769	A:25/B:24/D:58/L:925	
				Drive Shaft	L	F						AW-4773	A:25/B:24/D:58/L:625	
1.8 i 16V		92/125	10/06->	CV Joint		F		*				GS-3872	A:25/B:34/D:58/L:145	
				Drive Shaft	R	F						AW-4769	A:25/B:24/D:58/L:925	
				Drive Shaft	L	F						AW-4773	A:25/B:24/D:58/L:625	
C4 I (LC) 														
1.4 16V		65/88	11/04->07/11	CV Joint		F		*				GS-3871	A:25/B:22/D:60/L:134	
				CV Joint		F		*	29				GS-3873	A:25/B:22/D:60/L:134
				Drive Shaft	R	F							AW-4770	A:25/B:22/D:59/L:915
				Drive Shaft	L	F							AW-4771	A:25/B:22/D:58,5/L:633
1.6 16V		80/109	11/04->07/11	CV Joint		F		*				GS-3871	A:25/B:22/D:60/L:134	
				CV Joint		F		*					GS-3872	A:25/B:34/D:58/L:145
				CV Joint		F		*	29				GS-3873	A:25/B:22/D:60/L:134
				Drive Shaft	R	F							AW-4769	A:25/B:24/D:58/L:925
				Drive Shaft	R	F							AW-4770	A:25/B:22/D:59/L:915
				Drive Shaft	L	F							AW-4771	A:25/B:22/D:58,5/L:633
1.6 16V		80/109	11/04->07/11	Drive Shaft	L	F						AW-4772	A:25/B:24/D:58,5/L:630	
				CV Joint		F		*					GS-3872	A:25/B:34/D:58/L:145
				Drive Shaft	R	F							AW-4769	A:25/B:24/D:58/L:925
				Drive Shaft	L	F							AW-4773	A:25/B:24/D:58/L:625
				CV Joint		F		*					GS-3872	A:25/B:34/D:58/L:145
				Drive Shaft	R	F							AW-4769	A:25/B:24/D:58/L:925
1.6 HDi		66/90	11/04->07/11	Drive Shaft	L	F						AW-4773	A:25/B:24/D:58/L:625	
				CV Joint		F		*					GS-3872	A:25/B:34/D:58/L:145
				Drive Shaft	R	F							AW-4769	A:25/B:24/D:58/L:925
1.6 HDi		80/109	11/04->07/11	Drive Shaft	R	F						AW-4769	A:25/B:24/D:58/L:925	
				Drive Shaft	L	F							AW-4773	A:25/B:24/D:58/L:625
				CV Joint		F		*					GS-3872	A:25/B:34/D:58/L:145

	kw/HP		Type	L/R	F/R	AT/MT			ABS			Technical Specification
2.0 16V	100/136	11/04->07/07	CV Joint		F				*	trans.type BE4R	GS-3872	A:25/B:34/D:58/L:145
			Drive Shaft	R	F					trans.type BE4R	AW-4769	A:25/B:24/D:58/L:925
			Drive Shaft	L	F						trans.type BE4R	AW-4773
2.0 16V	103/140	11/04->07/11	CV Joint		F				*	trans.type AL4	GS-3871	A:25/B:22/D:60/L:134
			Drive Shaft	R	F					trans.type BE4R	AW-4769	A:25/B:24/D:58/L:925
			Drive Shaft	L	F						trans.type BE4R	AW-4773
2.0 16V	130/177	11/04->07/08	CV Joint		F				*	trans.type BE4R	GS-3872	A:25/B:34/D:58/L:145
			Drive Shaft	R	F					trans.type BE4R	AW-4769	A:25/B:24/D:58/L:925
			Drive Shaft	L	F						trans.type BE4R	AW-4773
2.0 HDi	100/136	11/04->07/11	CV Joint		F				*		GS-3982	A:25/B:39/D:59/L:152,5
C4 Picasso I [UD] 												
1.6 HDi	80/109	02/07->08/13	CV Joint		F				*	trans.type BE4R	GS-3872	A:25/B:34/D:58/L:145
			Drive Shaft	R	F					trans.type BE4R	AW-4769	A:25/B:24/D:58/L:925
			Drive Shaft	L	F						trans.type BE4R	AW-4773
1.8 i 16V	92/125	02/07->12/11	CV Joint		F				*	trans.type BE4R	GS-3872	A:25/B:34/D:58/L:145
			Drive Shaft	R	F					trans.type BE4R	AW-4769	A:25/B:24/D:58/L:925
			Drive Shaft	L	F						trans.type BE4R	AW-4773
C5 I [DC] 												
1.8 16V [DC6FZB, DC6FZE]	85/115	03/01->08/04	CV Joint			MT			*		GS-3860	A:25/B:34/D:58,5/L:144
			Drive Shaft	R	F	MT				MD Generation 1; trans.type BE4R	AW-4755	A:25/B:24/D:58,5/L:936
2.0 16V [DCRFNC, DCRFNF]	100/136	03/01->08/04	CV Joint						*		GS-3860	A:25/B:34/D:58,5/L:144
			Drive Shaft	R	F	MT				MD Generation 1; trans.type BE4R	AW-4755	A:25/B:24/D:58,5/L:936
2.0 16V HPI [DCRLZB]	103/140	03/01->08/04	CV Joint						*		GS-3860	A:25/B:34/D:58,5/L:144
			Drive Shaft	R	F	MT				MD Generation 1; trans.type BE4R	AW-4755	A:25/B:24/D:58,5/L:936
2.0 HDi	79/107	03/01->08/04	Drive Shaft	R	F	MT				MD Generation 1; trans.type ML	AW-4775	A:25/B:37/D:58,5/L:944
2.0 HDi [DCRHBY]	66/90	03/01->08/04	Drive Shaft	R	F	MT				MD Generation 1; trans.type BE4R	AW-4755	A:25/B:24/D:58,5/L:936
2.0 HDi [DCRHZB, DCRHZE]	80/109	03/01->08/04	Drive Shaft	R	F	MT				MD Generation 1; trans.type ML	AW-4775	A:25/B:37/D:58,5/L:944
2.2 HDi [DC4HXB, DC4HXE]	98/133	03/01->08/04	CV Joint			MT			*		GS-3860	A:25/B:34/D:58,5/L:144
			CV Joint	L; R	F				*		GS-3874	A:25/B:26/D:58,5/L:152
			Drive Shaft	L	F						AW-4777	A:25/B:37/D:58,5/L:628
3.0 V6 [DCXFXC, DCXFXF]	152/207	03/01->08/04	CV Joint	L; R	F				*		GS-3874	A:25/B:26/D:58,5/L:152
			Drive Shaft	R	F	MT				MD Generation 1; trans.type ML	AW-4775	A:25/B:37/D:58,5/L:944
C5 I Break [DE] 												
1.8 16V [DE6FZB, DE6FZE]	85/115	06/01->08/04	CV Joint			MT			*		GS-3860	A:25/B:34/D:58,5/L:144
			Drive Shaft	R	F	MT				MD Generation 1; trans.type BE4R	AW-4755	A:25/B:24/D:58,5/L:936
2.0 16V [DERFNF, DERFNC, RERFNC]	100/136	06/01->08/04	CV Joint						*		GS-3860	A:25/B:34/D:58,5/L:144
			Drive Shaft	R	F	MT				MD Generation 1; trans.type BE4R	AW-4755	A:25/B:24/D:58,5/L:936
2.0 16V HPI [DERLZB]	103/140	06/01->08/04	CV Joint						*		GS-3860	A:25/B:34/D:58,5/L:144
			Drive Shaft	R	F	MT				MD Generation 1; trans.type BE4R	AW-4755	A:25/B:24/D:58,5/L:936
2.0 HDi	80/109	06/01->08/04	Drive Shaft	R	F	MT				MD Generation 1; trans.type ML	AW-4775	A:25/B:37/D:58,5/L:944
2.0 HDi [DERHSB, DERHSE]	79/107	06/01->08/04	Drive Shaft	R	F	MT				MD Generation 1; trans.type ML	AW-4775	A:25/B:37/D:58,5/L:944
2.0 HDi [DERHYB]	66/90	06/01->08/04	Drive Shaft	R	F	MT				MD Generation 1; trans.type BE4R	AW-4755	A:25/B:24/D:58,5/L:936
2.2 HDi [DE4HXB, DE4HXE]	98/133	06/01->08/04	CV Joint			MT			*		GS-3860	A:25/B:34/D:58,5/L:144
			CV Joint	L; R	F				*		GS-3874	A:25/B:26/D:58,5/L:152
			Drive Shaft	L	F						AW-4777	A:25/B:37/D:58,5/L:628

		Type	L/R	F/R	AT/MT					Technical Specification
3.0 V6 (DEXFXC, DEXXFJ)	152/207	06/01->08/04	CV Joint	L; R	F				GS-3874	A:25/B:26/D:58,5/L:152
			Drive Shaft	R	F	MT		MD Generation 1; trans.type ML	AW-4775	A:25/B:37/D:58,5/L:944
C5 II (RC_) 										
1.6 HDi (RC8HZB)	80/109	09/04->	CV Joint			MT			GS-3860	A:25/B:34/D:58,5/L:144
			Drive Shaft	R	F	MT		MD Generation 1; trans.type BE4R	AW-4755	A:25/B:24/D:58,5/L:936
1.8 16V	92/125	09/05->	CV Joint						GS-3860	A:25/B:34/D:58,5/L:144
			Drive Shaft	R	F	MT		MD Generation 1; trans.type BE4R	AW-4755	A:25/B:24/D:58,5/L:936
1.8 16V (RC6FZB)	85/116	09/04->	CV Joint						GS-3860	A:25/B:34/D:58,5/L:144
			Drive Shaft	R	F	MT		MD Generation 1; trans.type BE4R	AW-4755	A:25/B:24/D:58,5/L:936
2.0 16V (RCRFJB, RCRFJC)	103/140	09/04->	CV Joint						GS-3860	A:25/B:34/D:58,5/L:144
			Drive Shaft	R	F	MT		MD Generation 1; trans.type BE4R	AW-4755	A:25/B:24/D:58,5/L:936
2.0 HDi (RCRHRH)	100/136	09/04->	CV Joint						GS-4005	A:25/B:26/D:58,5/L:150,5
			Drive Shaft	L	F				AW-4777	A:25/B:37/D:58,5/L:628
3.0 V6 (RCXFUF)	152/207	09/04->	Drive Shaft	R	F	MT		MD Generation 1; trans.type ML	AW-4775	A:25/B:37/D:58,5/L:944
C5 II Break (RE_) 										
1.6 HDi (RE8HZB)	80/109	09/04->	CV Joint			MT			GS-3860	A:25/B:34/D:58,5/L:144
			Drive Shaft	R	F	MT		MD Generation 1; trans.type BE4R	AW-4755	A:25/B:24/D:58,5/L:936
1.8 16V	92/125	09/05->	CV Joint						GS-3860	A:25/B:34/D:58,5/L:144
			Drive Shaft	R	F	MT		MD Generation 1; trans.type BE4R	AW-4755	A:25/B:24/D:58,5/L:936
1.8 16V (RE6FZB)	85/116	09/04->	CV Joint						GS-3860	A:25/B:34/D:58,5/L:144
			Drive Shaft	R	F	MT		MD Generation 1; trans.type BE4R	AW-4755	A:25/B:24/D:58,5/L:936
2.0 16V (RERFJB, RERFJC)	103/140	09/04->	CV Joint						GS-3860	A:25/B:34/D:58,5/L:144
			Drive Shaft	R	F	MT		MD Generation 1; trans.type BE4R	AW-4755	A:25/B:24/D:58,5/L:936
2.0 HDi (RERHRH)	100/136	09/04->	CV Joint						GS-4005	A:25/B:26/D:58,5/L:150,5
			Drive Shaft	L	F				AW-4777	A:25/B:37/D:58,5/L:628
C5 III (RD_) 										
1.6 HDi	80/109	02/08->	CV Joint		F				GS-3911	A:28/B:34/D:58,5/L:147
1.6 HDi 110	82/112	07/10->	CV Joint		F				GS-3911	A:28/B:34/D:58,5/L:147
1.6 THP 155	115/156	04/09->	CV Joint						GS-4034	A:28/B:39/D:58,6/L:156
1.6 VTi 120	88/120	07/10->	CV Joint					--ch.12529	GS-4034	A:28/B:39/D:58,6/L:156
1.8 16V	92/125	02/08->	CV Joint						GS-3860	A:25/B:34/D:58,5/L:144
2.0 16V	103/140	02/08->	CV Joint		F				GS-3911	A:28/B:34/D:58,5/L:147
2.0 HDi	100/136	02/08->	CV Joint			MT			GS-4034	A:28/B:39/D:58,6/L:156
2.0 HDi 140	103/140	04/09->	CV Joint			MT			GS-4034	A:28/B:39/D:58,6/L:156
2.0 HDi 165	120/163	04/09->	CV Joint			6MT; MT		trans.type MC/ML	GS-4034	A:28/B:39/D:58,6/L:156
3.0 HDi 240	177/241	04/09->	CV Joint			6MT; MT		trans.type MC/ML	GS-4034	A:28/B:39/D:58,6/L:156
C5 III Break (TD_) 										
1.6 HDi	80/109	02/08->	CV Joint		F				GS-3911	A:28/B:34/D:58,5/L:147
1.6 HDi 110	82/112	07/10->	CV Joint		F				GS-3911	A:28/B:34/D:58,5/L:147
1.6 THP 155	115/156	04/09->	CV Joint						GS-4034	A:28/B:39/D:58,6/L:156
1.6 VTi 120	88/120	07/10->	CV Joint					--ch.12529	GS-4034	A:28/B:39/D:58,6/L:156
1.8 16V	92/125	02/08->	CV Joint						GS-3860	A:25/B:34/D:58,5/L:144
2.0 16V	103/140	02/08->	CV Joint		F				GS-3911	A:28/B:34/D:58,5/L:147
2.0 HDi	100/136	02/08->	CV Joint			MT			GS-4034	A:28/B:39/D:58,6/L:156

	KW/HP		Type	L/R	F/R	AT/MT			ABS			Technical Specification	
2.0 HDi 140	103/140	04/09->	CV Joint			MT	*				GS-4034	A:28/B:39/D:58,6/L:156	
2.0 HDi 165	120/163	04/09->	CV Joint			6MT; MT	*		trans.type MC/ML		GS-4034	A:28/B:39/D:58,6/L:156	
3.0 HDi 240	177/241	04/09->	CV Joint			6MT; MT	*		trans.type MC/ML		GS-4034	A:28/B:39/D:58,6/L:156	
DS5 													
2.0 HDi 165 Hybrid4 4x4	120/163	12/11->07/15	CV Joint				*				GS-4034	A:28/B:39/D:58,6/L:156	
EVASION (22, U6) 													
1.8	73/99	05/97->07/02	CV Joint		F		*		48		GS-3382	A:27/B:34/D:61/L:137	
			Drive Shaft	L	F						AW-4430	A:27/B:24/D:61/L:648	
			Drive Shaft	L	F					48		AW-4431	A:27/B:24/D:59/L:648
			Drive Shaft	R	F							AW-4432	A:27/B:24/D:59/L:928
1.9 TD	68/92	10/95->12/98	CV Joint		F		*		48	+ ABS	GS-3380	A:27/B:39/D:59/L:145	
			Drive Shaft	R	F				48	+ ABS	AW-4425	A:27/B:37/D:59/L:947	
			Drive Shaft	L	F					48		AW-4426	A:27/B:37/D:59/L:641
			Drive Shaft	L	F							AW-4427	A:27/B:37/D:59/L:641
1.9 TD	66/90	11/94->07/02	CV Joint		F		*		48		GS-3380	A:27/B:39/D:59/L:145	
			Drive Shaft	R	F				48		AW-4425	A:27/B:37/D:59/L:947	
			Drive Shaft	L	F					48		AW-4426	A:27/B:37/D:59/L:641
			Drive Shaft	L	F							AW-4427	A:27/B:37/D:59/L:641
2.0	89/121	06/94->07/02	CV Joint		F		*		48	+ ABS	GS-3382	A:27/B:34/D:61/L:137	
			Drive Shaft	L	F						AW-4430	A:27/B:24/D:61/L:648	
			Drive Shaft	L	F					48		AW-4431	A:27/B:24/D:59/L:648
			Drive Shaft	R	F							AW-4432	A:27/B:24/D:59/L:928
2.0 16V	100/136	05/00->07/02	CV Joint		F		*		48		GS-3382	A:27/B:34/D:61/L:137	
			Drive Shaft	L	F						AW-4430	A:27/B:24/D:61/L:648	
			Drive Shaft	L	F					48		AW-4431	A:27/B:24/D:59/L:648
			Drive Shaft	R	F							AW-4432	A:27/B:24/D:59/L:928
2.0 16V	97/132	05/98->04/00	CV Joint		F		*		48		GS-3380	A:27/B:39/D:59/L:145	
			Drive Shaft	R	F				48		AW-4425	A:27/B:37/D:59/L:947	
			Drive Shaft	L	F					48		AW-4430	A:27/B:24/D:61/L:648
			Drive Shaft	L	F					48		AW-4431	A:27/B:24/D:59/L:648
2.0 HDI	80/109	08/99->07/02	CV Joint		F		*		48	+ ABS	GS-3380	A:27/B:39/D:59/L:145	
			Drive Shaft	L	F				48		AW-4426	A:27/B:37/D:59/L:641	
			CV Joint		F	MT	*		48	+ ABS	GS-3380	A:27/B:39/D:59/L:145	
			Drive Shaft	R	F	MT		48	+ ABS	AW-4425	A:27/B:37/D:59/L:947		
2.0 Turbo C.T.	108/147	06/94->07/02	Drive Shaft	L	F				48		AW-4426	A:27/B:37/D:59/L:641	
			Drive Shaft	L	F						AW-4427	A:27/B:37/D:59/L:641	
			CV Joint		F	MT	*		48		GS-3380	A:27/B:39/D:59/L:145	
			Drive Shaft	R	F	MT		48		AW-4425	A:27/B:37/D:59/L:947		
2.1 TD	80/109	05/96->07/02	Drive Shaft	L	F				48		AW-4426	A:27/B:37/D:59/L:641	
			Drive Shaft	L	F						AW-4427	A:27/B:37/D:59/L:641	
			CV Joint		F	MT	*		48		GS-3380	A:27/B:39/D:59/L:145	
			Drive Shaft	R	F	MT		48		AW-4425	A:27/B:37/D:59/L:947		
JUMPER Box 													
2.2 HDi 100	74/101	04/06->	CV Joint	R	F	5MT; 6MT	*		07/06->; MD Jumper; MD Relay; trans.type MLGU		GS-4027	A:41/B:27/D:34,85/L:505	
			CV Joint		F	5MT; 6MT	*		trans.type MLGU		GS-4029	A:35/B:29/D:71,5/L:198	
			CV Joint		F	5MT; 6MT	*		trans.type MLGU		GS-4030	A:35/B:27/D:71,5/L:193,5	

												Technical Specification	
		kW/HP		Type	L/R	F/R	AT/MT			ABS			
2.2 HDi 120	88/120	04/06->	CV Joint	R	F	5MT; 6MT		*		MD Jumper; MD Relay; trans.type MLGU	GS-4027	A:41/B:27/D:34,85/L:505	
			CV Joint		F	5MT; 6MT		*		trans.type MLGU	GS-4029	A:35/B:29/D:71,5/L:198	
			CV Joint		F	5MT; 6MT		*		trans.type MLGU	GS-4030	A:35/B:27/D:71,5/L:193,5	
2.2 HDi 150	110/150	07/11->	CV Joint		F			*		GS-4031	A:35/B:29/D:71,5/L:198		
3.0 HDi 155	115/156	07/10->	CV Joint		F			*		GS-4031	A:35/B:29/D:71,5/L:198		
3.0 HDi 160	116/157	09/06->	CV Joint		F	6MT		*	trans.type M40 CV6	GS-4031	A:35/B:29/D:71,5/L:198		
JUMPER Box (230L) 													
1.9 D	51/69	02/94->04/02	CV Joint		F			*	54	payload 1800 kg; trans.type MG5T; trans.type ML5C	GS-3375	A:35/B:45/D:70/L:190	
			CV Joint		F			*	54	+ ABS; payload 1000 kg; payload 1400 kg; trans.type ME; trans.type MG5T; trans.type ML5C; trans.type ML5T; trans.type MLGU	GS-3377	A:28/B:39/D:63/L:175,5	
			CV Joint	L; R	F	MT		*			MD Jumper 27; MD Relay 1000; payload 1800 kg	GS-3378	A:35/B:45/D:70/L:190
			Drive Shaft		R	F				54	->12/95; payload 1800 kg; trans.type MG5T	AW-4415	A:35/B:41/D:70/L:1085
			Drive Shaft		L	F				54	+ ABS; payload 1000 kg; payload 1400 kg; trans.type MG5T; trans.type ML5C	AW-4417	A:28/B:41/D:63/L:757,5
			Drive Shaft		L	F				54	+ ABS; trans.type ME; trans.type ML5T; trans.type MLGU	AW-4419	A:28/B:37/D:63/L:771
1.9 D	50/68	07/99->04/02	Drive Shaft		R	F	MT			MD Jumper 27; MD Relay 1000; payload 1800 kg; trans.type MG	AW-4452	A:35/B:41/D:70/L:1085	
			CV Joint		F			*	54	payload 1800 kg; trans.type MG5T; trans.type ML5C; trans.type MLGU	GS-3375	A:35/B:45/D:70/L:190	
			CV Joint		F			*			- ABS	GS-3376	A:28/B:39/D:63/L:175,5
			CV Joint		F			*	54	+ ABS; payload 1000 kg; payload 1400 kg; trans.type ME; trans.type MG5T; trans.type ML5C; trans.type ML5T; trans.type MLGU	GS-3377	A:28/B:39/D:63/L:175,5	
			CV Joint	L; R	F	MT		*			MD Jumper 27; MD Relay 1000; payload 1800 kg	GS-3378	A:35/B:45/D:70/L:190
			Drive Shaft		L	F				54	+ ABS; payload 1000 kg; payload 1400 kg; trans.type MG5T; trans.type ML5C	AW-4417	A:28/B:41/D:63/L:757,5
1.9 TD	68/92	03/94->04/02	Drive Shaft		L	F			54	+ ABS; trans.type ME; trans.type ML5T; trans.type MLGU	AW-4419	A:28/B:37/D:63/L:771	
			Drive Shaft		R	F	MT			MD Jumper 27; MD Relay 1000; payload 1800 kg; trans.type MG	AW-4452	A:35/B:41/D:70/L:1085	
			CV Joint		F			*	54	payload 1800 kg; trans.type MG5T; trans.type ML5C	GS-3375	A:35/B:45/D:70/L:190	
			CV Joint		F			*			- ABS	GS-3376	A:28/B:39/D:63/L:175,5
			CV Joint		F			*	54	+ ABS; payload 1000 kg; payload 1400 kg; trans.type ME; trans.type MG5T; trans.type ML5C; trans.type ML5T; trans.type MLGU	GS-3377	A:28/B:39/D:63/L:175,5	
			CV Joint	L; R	F	MT		*			->01/02; payload 1800 kg	GS-3378	A:35/B:45/D:70/L:190
1.9 TD	66/90	03/94->04/02	Drive Shaft		R	F			54	->12/95; payload 1800 kg; trans.type MG5T	AW-4415	A:35/B:41/D:70/L:1085	
			CV Joint		F			*	54	payload 1800 kg; trans.type MG5T; trans.type ML5C	GS-3375	A:35/B:45/D:70/L:190	
			CV Joint		F			*			- ABS	GS-3376	A:28/B:39/D:63/L:175,5
			CV Joint		F			*	54	+ ABS; payload 1000 kg; payload 1400 kg; trans.type ME; trans.type MG5T; trans.type ML5C; trans.type ML5T; trans.type MLGU	GS-3377	A:28/B:39/D:63/L:175,5	
			CV Joint	L; R	F	MT		*			->08/96; payload 1800 kg	GS-3378	A:35/B:45/D:70/L:190
			Drive Shaft		L	F				54	+ ABS; payload 1000 kg; payload 1400 kg; trans.type MG5T; trans.type ML5C	AW-4417	A:28/B:41/D:63/L:757,5
1.9 TD	66/90	03/94->04/02	Drive Shaft		L	F			54	+ ABS; trans.type ME; trans.type ML5T; trans.type MLGU	AW-4419	A:28/B:37/D:63/L:771	
			Drive Shaft		R	F	MT			->08/96; payload 1800 kg; trans.type MG	AW-4452	A:35/B:41/D:70/L:1085	



KW/HP



Type

L/R

F/R

AT/MT



ABS



Technical Specification

2.0	80/109	03/94->04/02	CV Joint		F			*	54	payload 1800 kg; trans.type MG5T; trans.type ML5C	GS-3375	A:35/B:45/D:70/L:190	
			CV Joint		F			*		- ABS	GS-3376	A:28/B:39/D:63/L:175,5	
			CV Joint		F				*	54	+ ABS; payload 1000 kg; payload 1400 kg; trans.type ME; trans.type MG5T; trans.type ML5C; trans.type ML5T; trans.type MLGU	GS-3377	A:28/B:39/D:63/L:175,5
			CV Joint	L; R	F		MT		*		--01/02; MD Jumper 27; MD Jumper 31; MD Jumper 35; payload 1800 kg	GS-3378	A:35/B:45/D:70/L:190
			Drive Shaft		R		F			54	payload 1800 kg; trans.type MG5T	AW-4415	A:35/B:41/D:70/L:1085
			Drive Shaft		L		F			54		AW-4416	A:35/B:41/D:70/L:762
			Drive Shaft		L		F			54	+ ABS; payload 1000 kg; payload 1400 kg; trans.type MG5T; trans.type ML5C	AW-4417	A:28/B:41/D:63/L:757,5
			Drive Shaft		R		F			54		AW-4418	A:28/B:41/D:63/L:1079
			Drive Shaft		L		F			54	+ ABS; trans.type ME; trans.type ML5T; trans.type MLGU	AW-4419	A:28/B:37/D:63/L:771
			Drive Shaft		R		F			54		AW-4422	A:28/B:41/D:63/L:1079
			Drive Shaft		R		F		MT		--01/02; MD Jumper 27; MD Jumper 31; MD Jumper 35; payload 1800 kg; trans.type MG	AW-4452	A:35/B:41/D:70/L:1085
			Drive Shaft		L		F					AW-4453	A:35/B:41/D:70/L:762
2.0 HDI	62/84	11/01->04/02	CV Joint		F			*	54	payload 1800 kg; trans.type MG5T; trans.type ML5C; trans.type MLGU	GS-3375	A:35/B:45/D:70/L:190	
			CV Joint		F			*		- ABS	GS-3376	A:28/B:39/D:63/L:175,5	
			CV Joint		F				*	54	payload 1000 kg; payload 1400 kg; trans.type ME; trans.type MG5T; trans.type ML5C; trans.type ML5T; trans.type MLGU	GS-3377	A:28/B:39/D:63/L:175,5
			Drive Shaft		L		F			54	payload 1000 kg; payload 1400 kg; trans.type MG5T; trans.type ML5C	AW-4417	A:28/B:41/D:63/L:757,5
			Drive Shaft		L		F			54	trans.type ME; trans.type ML5T; trans.type MLGU	AW-4419	A:28/B:37/D:63/L:771
2.5 D	63/86	03/94->04/02	CV Joint		F			*	54	payload 1800 kg; trans.type MG5T; trans.type ML5C	GS-3375	A:35/B:45/D:70/L:190	
			CV Joint		F			*		- ABS	GS-3376	A:28/B:39/D:63/L:175,5	
			CV Joint		F				*	54	+ ABS; payload 1000 kg; payload 1400 kg; trans.type ME; trans.type MG5T; trans.type ML5C; trans.type ML5T; trans.type MLGU	GS-3377	A:28/B:39/D:63/L:175,5
			CV Joint	L; R	F		MT		*		--01/02; 03/95->; MD Jumper 27; MD Jumper 31; MD Jumper 35; MD Relay 1400; MD Relay 1800; payload 1800 kg	GS-3378	A:35/B:45/D:70/L:190
			Drive Shaft		R		F			54	payload 1800 kg; trans.type MG5T	AW-4415	A:35/B:41/D:70/L:1085
			Drive Shaft		L		F			54		AW-4416	A:35/B:41/D:70/L:762
			Drive Shaft		L		F			54	+ ABS; payload 1000 kg; payload 1400 kg; trans.type MG5T; trans.type ML5C	AW-4417	A:28/B:41/D:63/L:757,5
			Drive Shaft		R		F			54		AW-4418	A:28/B:41/D:63/L:1079
			Drive Shaft		L		F			54	+ ABS; trans.type ME; trans.type ML5T; trans.type MLGU	AW-4419	A:28/B:37/D:63/L:771
			Drive Shaft		R		F			54		AW-4422	A:28/B:41/D:63/L:1079
Drive Shaft		R		F		MT		--01/02; 03/95->; MD Jumper 27; MD Jumper 31; MD Jumper 35; MD Relay 1400; MD Relay 1800; payload 1800 kg; trans.type MG	AW-4452	A:35/B:41/D:70/L:1085			
Drive Shaft		L		F					AW-4453	A:35/B:41/D:70/L:762			
2.5 D 4x4	63/86	03/00->04/02	CV Joint		F			*	54	payload 1800 kg; trans.type MG5T; trans.type ML5C; trans.type MLGU	GS-3375	A:35/B:45/D:70/L:190	
			CV Joint		F			*		- ABS	GS-3376	A:28/B:39/D:63/L:175,5	
			CV Joint		F				*	54	+ ABS; payload 1000 kg; payload 1400 kg; trans.type ME; trans.type MG5T; trans.type ML5C; trans.type ML5T; trans.type MLGU	GS-3377	A:28/B:39/D:63/L:175,5
			CV Joint	L; R	F		MT		*		--01/02; MD Jumper 31; MD Jumper 35; payload 1800 kg	GS-3378	A:35/B:45/D:70/L:190
			Drive Shaft		L		F			54		AW-4416	A:35/B:41/D:70/L:762
			Drive Shaft		L		F			54	+ ABS; payload 1000 kg; payload 1400 kg; trans.type MG5T; trans.type ML5C	AW-4417	A:28/B:41/D:63/L:757,5
			Drive Shaft		R		F			54		AW-4418	A:28/B:41/D:63/L:1079
			Drive Shaft		L		F			54	+ ABS; trans.type ME; trans.type ML5T; trans.type MLGU	AW-4419	A:28/B:37/D:63/L:771
			Drive Shaft		R		F			54		AW-4422	A:28/B:41/D:63/L:1079
			Drive Shaft		R		F		MT		--01/02; MD Jumper 31; MD Jumper 35; payload 1800 kg; trans.type MG	AW-4452	A:35/B:41/D:70/L:1085
Drive Shaft		L		F					AW-4453	A:35/B:41/D:70/L:762			



KW/HP



Type

L/R

F/R

AT/MT



ABS



Technical Specification

Model	Power (KW/HP)	Year Range	Type	L/R	F/R	AT/MT	Tire	ABS	Weight	Part No.	Technical Specification	
2.5 TD	76/103	03/94->04/02	CV Joint		F		*	54	payload 1800 kg; trans.type MG5T; trans.type ML5C	GS-3375	A:35/B:45/D:70/L:190	
			CV Joint		F		*	54	+ ABS; payload 1000 kg; payload 1400 kg; trans.type ME; trans.type MG5T; trans.type ML5C; trans.type ML5T; trans.type MLGU	GS-3377	A:28/B:39/D:63/L:175,5	
			CV Joint	L; R	F		MT	*	54	--08/97; --10/97; MD Jumper 31; MD Jumper 35; MD Relay 1400; MD Relay 1800; payload 1800 kg	GS-3378	A:35/B:45/D:70/L:190
			Drive Shaft		R	F			54	--12/95; payload 1800 kg; trans.type MG5T	AW-4415	A:35/B:41/D:70/L:1085
			Drive Shaft		L	F			54		AW-4416	A:35/B:41/D:70/L:762
			Drive Shaft		L	F			54	+ ABS; payload 1000 kg; payload 1400 kg; trans.type MG5T; trans.type ML5C	AW-4417	A:28/B:41/D:63/L:757,5
			Drive Shaft		R	F			54		AW-4418	A:28/B:41/D:63/L:1079
			Drive Shaft		L	F			54	+ ABS; trans.type ME; trans.type ML5T; trans.type MLGU	AW-4419	A:28/B:37/D:63/L:771
			Drive Shaft		R	F					AW-4422	A:28/B:41/D:63/L:1079
			Drive Shaft		R	F		MT		--08/97; --10/97; MD Jumper 31; MD Jumper 35; MD Relay 1400; MD Relay 1800; payload 1800 kg; trans.type MG	AW-4452	A:35/B:41/D:70/L:1085
			Drive Shaft		L	F					AW-4453	A:35/B:41/D:70/L:762
			2.5 TDi	79/107	12/96->11/00	CV Joint		F		*	54	payload 1800 kg; trans.type MG5T; trans.type ML5C; trans.type MLGU
CV Joint		F					*		- ABS	GS-3376	A:28/B:39/D:63/L:175,5	
CV Joint		F					*	54	+ ABS; payload 1000 kg; payload 1400 kg; trans.type ME; trans.type MG5T; trans.type ML5C; trans.type ML5T; trans.type MLGU	GS-3377	A:28/B:39/D:63/L:175,5	
CV Joint	L; R	F					MT	*	54	11/97->; MD Jumper 27; MD Jumper 31; MD Jumper 35; MD Relay 1400; MD Relay 1800; payload 1800 kg	GS-3378	A:35/B:45/D:70/L:190
Drive Shaft		L				F			54		AW-4416	A:35/B:41/D:70/L:762
Drive Shaft		L				F			54	+ ABS; payload 1000 kg; payload 1400 kg; trans.type MG5T; trans.type ML5C	AW-4417	A:28/B:41/D:63/L:757,5
Drive Shaft		R				F			54		AW-4418	A:28/B:41/D:63/L:1079
Drive Shaft		L				F			54	+ ABS; trans.type ME; trans.type ML5T; trans.type MLGU	AW-4419	A:28/B:37/D:63/L:771
Drive Shaft		R				F					AW-4422	A:28/B:41/D:63/L:1079
Drive Shaft		R				F		MT		11/97->; MD Jumper 27; MD Jumper 31; MD Jumper 35; MD Relay 1400; MD Relay 1800; payload 1800 kg; trans.type MG	AW-4452	A:35/B:41/D:70/L:1085
Drive Shaft		L				F					AW-4453	A:35/B:41/D:70/L:762
2.5 TDi 4x4	79/107	03/00->11/00				CV Joint		F		*	54	payload 1800 kg; trans.type MG5T; trans.type ML5C; trans.type MLGU
			CV Joint		F		*		- ABS	GS-3376	A:28/B:39/D:63/L:175,5	
			CV Joint		F		*	54	+ ABS; payload 1000 kg; payload 1400 kg; trans.type ME; trans.type MG5T; trans.type ML5C; trans.type ML5T; trans.type MLGU	GS-3377	A:28/B:39/D:63/L:175,5	
			CV Joint	L; R	F		MT	*	54	MD Jumper 31; MD Jumper 35; payload 1800 kg	GS-3378	A:35/B:45/D:70/L:190
			Drive Shaft		L	F			54		AW-4416	A:35/B:41/D:70/L:762
			Drive Shaft		L	F			54	+ ABS; payload 1000 kg; payload 1400 kg; trans.type MG5T; trans.type ML5C	AW-4417	A:28/B:41/D:63/L:757,5
			Drive Shaft		R	F			54		AW-4418	A:28/B:41/D:63/L:1079
			Drive Shaft		L	F			54	+ ABS; trans.type ME; trans.type ML5T; trans.type MLGU	AW-4419	A:28/B:37/D:63/L:771
			Drive Shaft		R	F					AW-4422	A:28/B:41/D:63/L:1079
			Drive Shaft		R	F		MT		MD Jumper 31; MD Jumper 35; payload 1800 kg; trans.type MG	AW-4452	A:35/B:41/D:70/L:1085
			Drive Shaft		L	F					AW-4453	A:35/B:41/D:70/L:762
			2.8 D	64/87	01/99->02/02	Drive Shaft		L	F		54	ch.5235558->; Weight [kg]: 1800
Drive Shaft		L				F			--ch.5235557; Weight [kg]: 1800	AW-4453	A:35/B:41/D:70/L:762	



kW/HP



Type

L/R

F/R

AT/MT











ABS



Technical Specification

2.8 HDi	94/128	09/00->04/02	CV Joint		F			*	54	payload 1800 kg; trans.type MG5T; trans.type ML5C; trans.type MLGU	GS-3375	A:35/B:45/D:70/L:190	
			CV Joint		F			*		- ABS	GS-3376	A:28/B:39/D:63/L:175,5	
			CV Joint		F				*	54	+ ABS; payload 1000 kg; payload 1400 kg; trans.type ME; trans.type MG5T; trans.type ML5C; trans.type ML5T; trans.type MLGU	GS-3377	A:28/B:39/D:63/L:175,5
			CV Joint	L; R	F		MT		*		-->01/02; MD Jumper 27; MD Jumper 31; MD Jumper 35; MD Relay 1000; MD Relay 1400; MD Relay 1800; payload 1800 kg	GS-3378	A:35/B:45/D:70/L:190
			Drive Shaft		L		F			54		AW-4416	A:35/B:41/D:70/L:762
			Drive Shaft		L		F			54	+ ABS; payload 1000 kg; payload 1400 kg; trans.type MG5T; trans.type ML5C	AW-4417	A:28/B:41/D:63/L:757,5
			Drive Shaft		R		F			54		AW-4418	A:28/B:41/D:63/L:1079
			Drive Shaft		L		F			54	+ ABS; trans.type ME; trans.type ML5T; trans.type MLGU	AW-4419	A:28/B:37/D:63/L:771
			Drive Shaft		R		F					AW-4422	A:28/B:41/D:63/L:1079
			Drive Shaft		R		F		MT		-->01/02; MD Jumper 27; MD Jumper 31; MD Jumper 35; MD Relay 1000; MD Relay 1400; MD Relay 1800; payload 1800 kg; trans.type MG5T	AW-4452	A:35/B:41/D:70/L:1085
Drive Shaft		L		F					AW-4453	A:35/B:41/D:70/L:762			
2.8 HDi 4x4	94/128	09/00->04/02	CV Joint		F			*	54	payload 1800 kg; trans.type MG5T; trans.type ML5C; trans.type MLGU	GS-3375	A:35/B:45/D:70/L:190	
			CV Joint		F			*		- ABS	GS-3376	A:28/B:39/D:63/L:175,5	
			CV Joint		F				*	54	+ ABS; payload 1000 kg; payload 1400 kg; trans.type ME; trans.type MG5T; trans.type ML5C; trans.type ML5T; trans.type MLGU	GS-3377	A:28/B:39/D:63/L:175,5
			Drive Shaft		L		F			54		AW-4416	A:35/B:41/D:70/L:762
			Drive Shaft		L		F			54	+ ABS; payload 1000 kg; payload 1400 kg; trans.type MG5T; trans.type ML5C	AW-4417	A:28/B:41/D:63/L:757,5
			Drive Shaft		R		F			54		AW-4418	A:28/B:41/D:63/L:1079
			Drive Shaft		L		F			54	+ ABS; trans.type ME; trans.type ML5T; trans.type MLGU	AW-4419	A:28/B:37/D:63/L:771
			Drive Shaft		R		F					AW-4422	A:28/B:41/D:63/L:1079
Drive Shaft		L		F					AW-4453	A:35/B:41/D:70/L:762			
JUMPER Box [244]													
2.0	81/110	04/02->	CV Joint		F			*	54	payload 1800 kg	GS-3375	A:35/B:45/D:70/L:190	
			CV Joint		F			*		- ABS	GS-3376	A:28/B:39/D:63/L:175,5	
			CV Joint		F				*	54	+ ABS; payload 1000 kg; payload 1400 kg	GS-3377	A:28/B:39/D:63/L:175,5
			Drive Shaft		L		F		MT	54	+ ABS; payload 1000 kg; payload 1400 kg	AW-4417	A:28/B:41/D:63/L:757,5
			Drive Shaft		R		F				-->06/06; MD Jumper; MD Relay; payload 1800 kg	AW-4452	A:35/B:41/D:70/L:1085
2.0 bivalent	81/110	02/03->	CV Joint		F			*	54	payload 1800 kg	GS-3375	A:35/B:45/D:70/L:190	
			CV Joint		F			*		- ABS	GS-3376	A:28/B:39/D:63/L:175,5	
			CV Joint		F			*	54	+ ABS; payload 1000 kg; payload 1400 kg	GS-3377	A:28/B:39/D:63/L:175,5	
Drive Shaft		L		F		MT	54	+ ABS; payload 1000 kg; payload 1400 kg	AW-4417	A:28/B:41/D:63/L:757,5			
Drive Shaft		R		F				-->06/06; payload 1800 kg	AW-4452	A:35/B:41/D:70/L:1085			
2.0 HDi	62/84	04/02->	CV Joint		F		AT	*	54	payload 1800 kg; trans.type ML5C	GS-3375	A:35/B:45/D:70/L:190	
			CV Joint		F			*		- ABS	GS-3376	A:28/B:39/D:63/L:175,5	
			CV Joint		F		AT		*	54	+ ABS; payload 1000 kg; payload 1400 kg; trans.type ML5C; trans.type MLGU	GS-3377	A:28/B:39/D:63/L:175,5
			Drive Shaft		L		F			54	payload 1000 kg; payload 1400 kg; trans.type ML5C	AW-4417	A:28/B:41/D:63/L:757,5
Drive Shaft		L		F				54	trans.type MLGU	AW-4419	A:28/B:37/D:63/L:771		
2.2 HDi	74/101	04/02->	CV Joint		F			*	54	payload 1800 kg	GS-3375	A:35/B:45/D:70/L:190	
			CV Joint		F			*		- ABS	GS-3376	A:28/B:39/D:63/L:175,5	
			CV Joint		F			*	54	+ ABS; payload 1000 kg; payload 1400 kg	GS-3377	A:28/B:39/D:63/L:175,5	
			Drive Shaft		L		F		MT	54	+ ABS; payload 1000 kg; payload 1400 kg	AW-4417	A:28/B:41/D:63/L:757,5
			Drive Shaft		R		F				-->06/06; MD Jumper; MD Relay; payload 1800 kg	AW-4452	A:35/B:41/D:70/L:1085

		kw/HP		Type	L/R	F/R	AT/MT			ABS			Technical Specification	
2.8 HDi	94/128	04/02->	CV Joint	F				*	54	payload 1800 kg		GS-3375	A:35/B:45/D:70/L:190	
			CV Joint	F				*		- ABS		GS-3376	A:28/B:39/D:63/L:175,5	
			CV Joint	F				*	54	+ ABS; payload 1000 kg; payload 1400 kg		GS-3377	A:28/B:39/D:63/L:175,5	
			Drive Shaft	L	F	MT		54	+ ABS; payload 1000 kg; payload 1400 kg		AW-4417	A:28/B:41/D:63/L:757,5		
			Drive Shaft	R	F					--05/03		AW-4422	A:28/B:41/D:63/L:1079	
			Drive Shaft	L	F					05/03->		AW-4453	A:35/B:41/D:70/L:762	
2.8 HDi	107/146	05/04->	CV Joint	F				*	54	payload 1800 kg		GS-3375	A:35/B:45/D:70/L:190	
			CV Joint	F				*		- ABS		GS-3376	A:28/B:39/D:63/L:175,5	
			CV Joint	F		AT		*	54	+ ABS; payload 1000 kg; payload 1400 kg		GS-3377	A:28/B:39/D:63/L:175,5	
2.8 HDi 4x4	94/128	04/02->	Drive Shaft	R	F					--06/06; MD Jumper; MD Relay; payload 1800 kg		AW-4452	A:35/B:41/D:70/L:1085	
			Drive Shaft	L	F							AW-4453	A:35/B:41/D:70/L:762	
			CV Joint	F				*	54	payload 1800 kg		GS-3375	A:35/B:45/D:70/L:190	
			CV Joint	F				*		- ABS		GS-3376	A:28/B:39/D:63/L:175,5	
			CV Joint	F				*	54	+ ABS; payload 1000 kg; payload 1400 kg		GS-3377	A:28/B:39/D:63/L:175,5	
			Drive Shaft	L	F	MT		54	+ ABS; payload 1000 kg; payload 1400 kg		AW-4417	A:28/B:41/D:63/L:757,5		
JUMPER Bus 	74/101	04/06->	Drive Shaft	R	F					--05/03		AW-4422	A:28/B:41/D:63/L:1079	
			Drive Shaft	R	F					--06/06; payload 1800 kg		AW-4452	A:35/B:41/D:70/L:1085	
			Drive Shaft	L	F					05/03->		AW-4453	A:35/B:41/D:70/L:762	
			CV Joint	R	F	5MT; 6MT		*		--12/11; 07/06->; MD Jumper; MD Relay; trans.type MLGU		GS-4027	A:41/B:27/D:34,85/L:505	
			CV Joint	F		5MT; 6MT		*		trans.type MLGU		GS-4029	A:35/B:29/D:71,5/L:198	
			CV Joint	F		5MT; 6MT		*		trans.type MLGU		GS-4030	A:35/B:27/D:71,5/L:193,5	
2.2 HDi 120	88/120	04/06->	CV Joint	R	F				*	--12/11; 07/06->; MD Jumper; MD Relay; trans.type MLGU		GS-4027	A:41/B:27/D:34,85/L:505	
			CV Joint	F		5MT; 6MT		*		trans.type MLGU		GS-4029	A:35/B:29/D:71,5/L:198	
			CV Joint	F		5MT; 6MT		*		trans.type MLGU		GS-4030	A:35/B:27/D:71,5/L:193,5	
2.2 HDi 150	110/150	07/11->	CV Joint	F				*			GS-4031	A:35/B:29/D:71,5/L:198		
3.0 HDi 155	115/157	07/10->	CV Joint	F				*			GS-4031	A:35/B:29/D:71,5/L:198		
3.0 HDi 160	116/157	09/06->	CV Joint	F		6MT		*	trans.type M40 CV6		GS-4031	A:35/B:29/D:71,5/L:198		
JUMPER Bus (230P) 		51/69	01/99->04/02	CV Joint	F				*	54	payload 1800 kg; trans.type MG5T; trans.type ML5C		GS-3375	A:35/B:45/D:70/L:190
CV Joint	F						*		- ABS		GS-3376	A:28/B:39/D:63/L:175,5		
CV Joint	F						*	54	+ ABS; payload 1000 kg; payload 1400 kg; trans.type ME; trans.type MG5T; trans.type ML5C; trans.type ML5T; trans.type MLGU		GS-3377	A:28/B:39/D:63/L:175,5		
CV Joint	L; R			F	MT		*		MD Jumper 27; MD Relay 1000; payload 1800 kg		GS-3378	A:35/B:45/D:70/L:190		
Drive Shaft	L			F			54	+ ABS; payload 1000 kg; payload 1400 kg; trans.type MG5T; trans.type ML5C		AW-4417	A:28/B:41/D:63/L:757,5			
Drive Shaft	L			F			54	+ ABS; trans.type ME; trans.type ML5T; trans.type MLGU		AW-4419	A:28/B:37/D:63/L:771			
1.9 D	68/92	02/94->04/02	Drive Shaft	R	F	MT				MD Jumper 27; MD Relay 1000; payload 1800 kg; trans.type MG		AW-4452	A:35/B:41/D:70/L:1085	
			CV Joint	F				*	54	payload 1800 kg; trans.type MG5T; trans.type ML5C		GS-3375	A:35/B:45/D:70/L:190	
			CV Joint	F				*		- ABS		GS-3376	A:28/B:39/D:63/L:175,5	
			CV Joint	F				*	54	+ ABS; payload 1000 kg; payload 1400 kg; trans.type ME; trans.type MG5T; trans.type ML5C; trans.type ML5T; trans.type MLGU		GS-3377	A:28/B:39/D:63/L:175,5	
			CV Joint	L; R	F	MT		*		--10/98; payload 1800 kg		GS-3378	A:35/B:45/D:70/L:190	
			Drive Shaft	R	F			54	payload 1800 kg; trans.type MG5T		AW-4415	A:35/B:41/D:70/L:1085		
1.9 TD			Drive Shaft	L	F					+ ABS; payload 1000 kg; payload 1400 kg; trans.type MG5T; trans.type ML5C		AW-4417	A:28/B:41/D:63/L:757,5	
			Drive Shaft	L	F							AW-4419	A:28/B:37/D:63/L:771	
			Drive Shaft	L	F						+ ABS; trans.type ME; trans.type ML5T; trans.type MLGU		AW-4419	A:28/B:37/D:63/L:771
			Drive Shaft	R	F	MT					--10/98; payload 1800 kg; trans.type MG		AW-4452	A:35/B:41/D:70/L:1085



KW/HP



Type

L/R

F/R

AT/MT



ABS



Technical Specification

1.9 TD	66/90	08/94->04/02	CV Joint		F		*	54	payload 1800 kg; trans.type MG5T; trans.type ML5C	GS-3375	A:35/B:45/D:70/L:190	
			CV Joint		F		*		- ABS	GS-3376	A:28/B:39/D:63/L:175,5	
			CV Joint		F		*	54	+ ABS; payload 1000 kg; payload 1400 kg; trans.type ME; trans.type MG5T; trans.type ML5C; trans.type ML5T; trans.type MLGU	GS-3377	A:28/B:39/D:63/L:175,5	
			CV Joint	L; R	F	MT	*		--08/96; MD Jumper 27; MD Jumper 31; payload 1800 kg	GS-3378	A:35/B:45/D:70/L:190	
			Drive Shaft	R	F			54	--12/95; payload 1800 kg; trans.type MG5T	AW-4415	A:35/B:41/D:70/L:1085	
			Drive Shaft	L	F			54	+ ABS; payload 1000 kg; payload 1400 kg; trans.type MG5T; trans.type ML5C	AW-4417	A:28/B:41/D:63/L:757,5	
			Drive Shaft	L	F			54	+ ABS; trans.type ME; trans.type ML5T; trans.type MLGU	AW-4419	A:28/B:37/D:63/L:771	
			Drive Shaft	R	F	MT			--08/96; MD Jumper 27; MD Jumper 31; payload 1800 kg; trans.type MG	AW-4452	A:35/B:41/D:70/L:1085	
1.9 TD 4x4	68/92	08/96->04/02	CV Joint		F		*	54	payload 1800 kg; trans.type MG5T; trans.type ML5C	GS-3375	A:35/B:45/D:70/L:190	
			CV Joint		F		*		- ABS	GS-3376	A:28/B:39/D:63/L:175,5	
			CV Joint		F		*	54	+ ABS; payload 1000 kg; payload 1400 kg; trans.type ME; trans.type MG5T; trans.type ML5C; trans.type ML5T; trans.type MLGU	GS-3377	A:28/B:39/D:63/L:175,5	
			CV Joint	L; R	F	MT	*		--01/02; payload 1800 kg	GS-3378	A:35/B:45/D:70/L:190	
			Drive Shaft	L	F			54	+ ABS; payload 1000 kg; payload 1400 kg; trans.type MG5T; trans.type ML5C	AW-4417	A:28/B:41/D:63/L:757,5	
			Drive Shaft	L	F			54	+ ABS; trans.type ME; trans.type ML5T; trans.type MLGU	AW-4419	A:28/B:37/D:63/L:771	
			Drive Shaft	R	F	MT			--01/02; payload 1800 kg; trans.type MG	AW-4452	A:35/B:41/D:70/L:1085	
			CV Joint		F		*	54	payload 1800 kg; trans.type MG5T; trans.type ML5C	GS-3375	A:35/B:45/D:70/L:190	
2.0	80/109	02/94->04/02	CV Joint		F		*		- ABS	GS-3376	A:28/B:39/D:63/L:175,5	
			CV Joint		F		*	54	+ ABS; payload 1000 kg; payload 1400 kg; trans.type ME; trans.type MG5T; trans.type ML5C; trans.type ML5T; trans.type MLGU	GS-3377	A:28/B:39/D:63/L:175,5	
			CV Joint	L; R	F	MT	*		--01/02; --10/96; 10/95-->; MD Jumper 27; MD Jumper 35; payload 1800 kg	GS-3378	A:35/B:45/D:70/L:190	
			Drive Shaft	R	F			54	--12/95; payload 1800 kg; trans.type MG5T	AW-4415	A:35/B:41/D:70/L:1085	
			Drive Shaft	L	F			54		AW-4416	A:35/B:41/D:70/L:762	
			Drive Shaft	L	F			54	+ ABS; payload 1000 kg; payload 1400 kg; trans.type MG5T; trans.type ML5C	AW-4417	A:28/B:41/D:63/L:757,5	
			Drive Shaft	R	F			54		AW-4418	A:28/B:41/D:63/L:1079	
			Drive Shaft	L	F			54	+ ABS; trans.type ME; trans.type ML5T; trans.type MLGU	AW-4419	A:28/B:37/D:63/L:771	
			Drive Shaft	R	F					AW-4422	A:28/B:41/D:63/L:1079	
			Drive Shaft	R	F	MT			--01/02; --10/96; 10/95-->; MD Jumper 27; MD Jumper 35; payload 1800 kg; trans.type MG	AW-4452	A:35/B:41/D:70/L:1085	
			Drive Shaft	L	F					AW-4453	A:35/B:41/D:70/L:762	
			2.0 4x4	80/109	08/96->04/02	CV Joint		F		*	54	payload 1800 kg; trans.type MG5T; trans.type ML5C
CV Joint		F					*		- ABS	GS-3376	A:28/B:39/D:63/L:175,5	
CV Joint		F					*	54	+ ABS; payload 1000 kg; payload 1400 kg; trans.type ME; trans.type MG5T; trans.type ML5C; trans.type ML5T; trans.type MLGU	GS-3377	A:28/B:39/D:63/L:175,5	
CV Joint	L; R	F				MT	*		--01/02; --10/00; 09/97-->; MD Jumper 27; MD Jumper 31; payload 1800 kg	GS-3378	A:35/B:45/D:70/L:190	
Drive Shaft	L	F						54		AW-4416	A:35/B:41/D:70/L:762	
Drive Shaft	L	F						54	+ ABS; payload 1000 kg; payload 1400 kg; trans.type MG5T; trans.type ML5C	AW-4417	A:28/B:41/D:63/L:757,5	
Drive Shaft	R	F						54		AW-4418	A:28/B:41/D:63/L:1079	
Drive Shaft	L	F						54	+ ABS; trans.type ME; trans.type ML5T; trans.type MLGU	AW-4419	A:28/B:37/D:63/L:771	
Drive Shaft	R	F								AW-4422	A:28/B:41/D:63/L:1079	
Drive Shaft	R	F				MT			--01/02; --10/00; 09/97-->; MD Jumper 27; MD Jumper 31; payload 1800 kg; trans.type MG	AW-4452	A:35/B:41/D:70/L:1085	
Drive Shaft	L	F					AW-4453	A:35/B:41/D:70/L:762				



KW/HP



Type

L/R

F/R

AT/MT



ABS



Technical Specification

2.5 D	63/86	08/94->04/02	CV Joint		F		*	54	payload 1800 kg; trans.type MG5T; trans.type ML5C	GS-3375	A:35/B:45/D:70/L:190
			CV Joint		F		*		- ABS	GS-3376	A:28/B:39/D:63/L:175,5
			CV Joint		F		*	54	+ ABS; payload 1000 kg; payload 1400 kg; trans.type ME; trans.type MG5T; trans.type ML5C; trans.type ML5T; trans.type MLGU	GS-3377	A:28/B:39/D:63/L:175,5
			CV Joint	L; R	F	MT	*		--01/02; --10/96; 06/95-->; 10/95-->; MD Jumper 31; MD Jumper 35; MD Relay 1400; MD Relay 1800; payload 1800 kg	GS-3378	A:35/B:45/D:70/L:190
			Drive Shaft		R	F		54	--12/95; payload 1800 kg; trans.type MG5T	AW-4415	A:35/B:41/D:70/L:1085
			Drive Shaft		L	F		54		AW-4416	A:35/B:41/D:70/L:762
			Drive Shaft		L	F		54	+ ABS; payload 1000 kg; payload 1400 kg; trans.type MG5T; trans.type ML5C	AW-4417	A:28/B:41/D:63/L:757,5
			Drive Shaft		R	F		54		AW-4418	A:28/B:41/D:63/L:1079
			Drive Shaft		L	F		54	+ ABS; trans.type ME; trans.type ML5T; trans.type MLGU	AW-4419	A:28/B:37/D:63/L:771
			Drive Shaft		R	F				AW-4422	A:28/B:41/D:63/L:1079
			Drive Shaft		R	F	MT		--01/02; --10/96; 06/95-->; 10/95-->; MD Jumper 31; MD Jumper 35; MD Relay 1400; MD Relay 1800; payload 1800 kg; trans.type MG	AW-4452	A:35/B:41/D:70/L:1085
			Drive Shaft		L	F				AW-4453	A:35/B:41/D:70/L:762
2.5 D 4x4	63/86	08/96->04/02	CV Joint		F		*	54	payload 1800 kg; trans.type MG5T; trans.type ML5C	GS-3375	A:35/B:45/D:70/L:190
			CV Joint		F		*		- ABS	GS-3376	A:28/B:39/D:63/L:175,5
			CV Joint		F		*	54	+ ABS; payload 1000 kg; payload 1400 kg; trans.type ME; trans.type MG5T; trans.type ML5C; trans.type ML5T; trans.type MLGU	GS-3377	A:28/B:39/D:63/L:175,5
			CV Joint	L; R	F	MT	*		--01/02; MD Jumper 31; MD Jumper 35; payload 1800 kg	GS-3378	A:35/B:45/D:70/L:190
			Drive Shaft		L	F		54		AW-4416	A:35/B:41/D:70/L:762
			Drive Shaft		L	F		54	+ ABS; payload 1000 kg; payload 1400 kg; trans.type MG5T; trans.type ML5C	AW-4417	A:28/B:41/D:63/L:757,5
			Drive Shaft		R	F		54		AW-4418	A:28/B:41/D:63/L:1079
			Drive Shaft		L	F		54	+ ABS; trans.type ME; trans.type ML5T; trans.type MLGU	AW-4419	A:28/B:37/D:63/L:771
			Drive Shaft		R	F				AW-4422	A:28/B:41/D:63/L:1079
			Drive Shaft		R	F	MT		--01/02; MD Jumper 31; MD Jumper 35; payload 1800 kg; trans.type MG	AW-4452	A:35/B:41/D:70/L:1085
			Drive Shaft		L	F				AW-4453	A:35/B:41/D:70/L:762
			2.5 TD	76/103	08/94->04/02	CV Joint		F		*	54
CV Joint		F					*		- ABS	GS-3376	A:28/B:39/D:63/L:175,5
CV Joint		F					*	54	+ ABS; payload 1000 kg; payload 1400 kg; trans.type ME; trans.type MG5T; trans.type ML5C; trans.type ML5T; trans.type MLGU	GS-3377	A:28/B:39/D:63/L:175,5
CV Joint	L; R	F				MT	*		--08/97; --10/97; 06/95-->; 10/95-->; MD Jumper 27; MD Jumper 31; MD Jumper 35; MD Relay 1400; MD Relay 1800; payload 1800 kg	GS-3378	A:35/B:45/D:70/L:190
Drive Shaft		R				F		54	--12/95; payload 1800 kg; trans.type MG5T	AW-4415	A:35/B:41/D:70/L:1085
Drive Shaft		L				F		54		AW-4416	A:35/B:41/D:70/L:762
Drive Shaft		L				F		54	+ ABS; payload 1000 kg; payload 1400 kg; trans.type MG5T; trans.type ML5C	AW-4417	A:28/B:41/D:63/L:757,5
Drive Shaft		R				F		54		AW-4418	A:28/B:41/D:63/L:1079
Drive Shaft		L				F		54	+ ABS; trans.type ME; trans.type ML5T; trans.type MLGU	AW-4419	A:28/B:37/D:63/L:771
Drive Shaft		R				F				AW-4422	A:28/B:41/D:63/L:1079
Drive Shaft		R				F	MT		--08/97; --10/97; 06/95-->; 10/95-->; MD Jumper 27; MD Jumper 31; MD Jumper 35; MD Relay 1400; MD Relay 1800; payload 1800 kg; trans.type MG	AW-4452	A:35/B:41/D:70/L:1085
Drive Shaft		L				F				AW-4453	A:35/B:41/D:70/L:762



kW/HP



Type

L/R

F/R

AT/MT



ABS



Technical Specification

2.5 TD 4x4	76/103	08/96->04/02	CV Joint		F		*	54	payload 1800 kg; trans.type MG5T; trans.type ML5C	GS-3375	A:35/B:45/D:70/L:190
			CV Joint		F		*		- ABS	GS-3376	A:28/B:39/D:63/L:175,5
			CV Joint		F		*	54	+ ABS; payload 1000 kg; payload 1400 kg; trans.type ME; trans.type MG5T; trans.type ML5C; trans.type ML5T; trans.type MLGU	GS-3377	A:28/B:39/D:63/L:175,5
			CV Joint	L; R	F	MT	*		-->08/97; MD Jumper 31; MD Jumper 35; payload 1800 kg	GS-3378	A:35/B:45/D:70/L:190
			Drive Shaft	L	F			54		AW-4416	A:35/B:41/D:70/L:762
			Drive Shaft	L	F			54	+ ABS; payload 1000 kg; payload 1400 kg; trans.type MG5T; trans.type ML5C	AW-4417	A:28/B:41/D:63/L:757,5
			Drive Shaft	R	F			54		AW-4418	A:28/B:41/D:63/L:1079
			Drive Shaft	L	F			54	+ ABS; trans.type ME; trans.type ML5T; trans.type MLGU	AW-4419	A:28/B:37/D:63/L:771
			Drive Shaft	R	F					AW-4422	A:28/B:41/D:63/L:1079
			Drive Shaft	R	F	MT			-->08/97; MD Jumper 31; MD Jumper 35; payload 1800 kg; trans.type MG	AW-4452	A:35/B:41/D:70/L:1085
Drive Shaft	L	F					AW-4453	A:35/B:41/D:70/L:762			
2.5 TDi	79/107	12/96->11/00	CV Joint		F		*	54	payload 1800 kg; trans.type MG5T; trans.type ML5C	GS-3375	A:35/B:45/D:70/L:190
			CV Joint		F		*		- ABS	GS-3376	A:28/B:39/D:63/L:175,5
			CV Joint		F		*	54	+ ABS; payload 1000 kg; payload 1400 kg; trans.type ME; trans.type MG5T; trans.type ML5C; trans.type ML5T; trans.type MLGU	GS-3377	A:28/B:39/D:63/L:175,5
			CV Joint	L; R	F	MT	*		11/97->; MD Jumper 27; MD Jumper 31; MD Jumper 35; MD Relay 1400; MD Relay 1800; payload 1800 kg	GS-3378	A:35/B:45/D:70/L:190
			Drive Shaft	L	F			54		AW-4416	A:35/B:41/D:70/L:762
			Drive Shaft	L	F			54	+ ABS; payload 1000 kg; payload 1400 kg; trans.type MG5T; trans.type ML5C	AW-4417	A:28/B:41/D:63/L:757,5
			Drive Shaft	R	F			54		AW-4418	A:28/B:41/D:63/L:1079
			Drive Shaft	L	F			54	+ ABS; trans.type ME; trans.type ML5T; trans.type MLGU	AW-4419	A:28/B:37/D:63/L:771
			Drive Shaft	R	F					AW-4422	A:28/B:41/D:63/L:1079
			Drive Shaft	R	F	MT			11/97->; MD Jumper 27; MD Jumper 31; MD Jumper 35; MD Relay 1400; MD Relay 1800; payload 1800 kg; trans.type MG	AW-4452	A:35/B:41/D:70/L:1085
Drive Shaft	L	F					AW-4453	A:35/B:41/D:70/L:762			
2.5 TDi 4x4	79/107	12/96->11/00	CV Joint		F		*	54	payload 1800 kg; trans.type MG5T; trans.type ML5C	GS-3375	A:35/B:45/D:70/L:190
			CV Joint		F		*		- ABS	GS-3376	A:28/B:39/D:63/L:175,5
			CV Joint		F		*	54	+ ABS; payload 1000 kg; payload 1400 kg; trans.type ME; trans.type MG5T; trans.type ML5C; trans.type ML5T; trans.type MLGU	GS-3377	A:28/B:39/D:63/L:175,5
			CV Joint	L; R	F	MT	*		MD Jumper 31; MD Jumper 35; payload 1800 kg	GS-3378	A:35/B:45/D:70/L:190
			Drive Shaft	L	F			54		AW-4416	A:35/B:41/D:70/L:762
			Drive Shaft	L	F			54	+ ABS; payload 1000 kg; payload 1400 kg; trans.type MG5T; trans.type ML5C	AW-4417	A:28/B:41/D:63/L:757,5
			Drive Shaft	R	F			54		AW-4418	A:28/B:41/D:63/L:1079
			Drive Shaft	L	F			54	+ ABS; trans.type ME; trans.type ML5T; trans.type MLGU	AW-4419	A:28/B:37/D:63/L:771
			Drive Shaft	R	F					AW-4422	A:28/B:41/D:63/L:1079
			Drive Shaft	R	F	MT			MD Jumper 31; MD Jumper 35; payload 1800 kg; trans.type MG	AW-4452	A:35/B:41/D:70/L:1085
Drive Shaft	L	F					AW-4453	A:35/B:41/D:70/L:762			
2.8 D	64/87	01/99->02/02	Drive Shaft	L	F			54	ch.5235558->; Weight [kg]: 1800	AW-4416	A:35/B:41/D:70/L:762
			Drive Shaft	L	F				-->ch.5235557; Weight [kg]: 1800	AW-4453	A:35/B:41/D:70/L:762



kW/HP



Type

L/R

F/R

AT/MT











ABS



Technical Specification

2.8 HDi	94/128	09/00->04/02	CV Joint		F		*	54	payload 1800 kg; trans.type MG5T; trans.type ML5C	GS-3375	A:35/B:45/D:70/L:190		
			CV Joint		F		*		- ABS	GS-3376	A:28/B:39/D:63/L:175,5		
			CV Joint		F		*	54	+ ABS; payload 1000 kg; payload 1400 kg; trans.type ME; trans.type MG5T; trans.type ML5C; trans.type ML5T; trans.type MLGU	GS-3377	A:28/B:39/D:63/L:175,5		
			CV Joint	L; R	F		MT	*		-->01/02; MD Jumper 27; MD Jumper 31; MD Jumper 35; MD Relay 1000; MD Relay 1400; MD Relay 1800; payload 1800 kg	GS-3378	A:35/B:45/D:70/L:190	
			Drive Shaft		L		F		54		AW-4416	A:35/B:41/D:70/L:762	
			Drive Shaft		L		F		54	+ ABS; payload 1000 kg; payload 1400 kg; trans.type MG5T; trans.type ML5C	AW-4417	A:28/B:41/D:63/L:757,5	
			Drive Shaft		R		F		54		AW-4418	A:28/B:41/D:63/L:1079	
			Drive Shaft		L		F		54	+ ABS; trans.type ME; trans.type ML5T; trans.type MLGU	AW-4419	A:28/B:37/D:63/L:771	
			Drive Shaft		R		F				AW-4422	A:28/B:41/D:63/L:1079	
			Drive Shaft		R		F		MT	-->01/02; MD Jumper 27; MD Jumper 31; MD Jumper 35; MD Relay 1000; MD Relay 1400; MD Relay 1800; payload 1800 kg; trans.type MG5T	AW-4452	A:35/B:41/D:70/L:1085	
Drive Shaft		L		F				AW-4453	A:35/B:41/D:70/L:762				
2.8 HDi 4x4	94/128	09/00->04/02	CV Joint		F		*	54	payload 1800 kg; trans.type MG5T; trans.type ML5C	GS-3375	A:35/B:45/D:70/L:190		
			CV Joint		F		*		- ABS	GS-3376	A:28/B:39/D:63/L:175,5		
			CV Joint		F		*	54	+ ABS; payload 1000 kg; payload 1400 kg; trans.type ME; trans.type MG5T; trans.type ML5C; trans.type ML5T; trans.type MLGU	GS-3377	A:28/B:39/D:63/L:175,5		
			Drive Shaft		L		F		54		AW-4416	A:35/B:41/D:70/L:762	
			Drive Shaft		L		F		54	+ ABS; payload 1000 kg; payload 1400 kg; trans.type MG5T; trans.type ML5C	AW-4417	A:28/B:41/D:63/L:757,5	
			Drive Shaft		R		F		54		AW-4418	A:28/B:41/D:63/L:1079	
			Drive Shaft		L		F		54	+ ABS; trans.type ME; trans.type ML5T; trans.type MLGU	AW-4419	A:28/B:37/D:63/L:771	
			Drive Shaft		R		F				AW-4422	A:28/B:41/D:63/L:1079	
Drive Shaft		L		F				AW-4453	A:35/B:41/D:70/L:762				
JUMPER Bus (244, Z)													
2.0	81/110	04/02->	CV Joint		F		*	54	payload 1800 kg	GS-3375	A:35/B:45/D:70/L:190		
			CV Joint		F		*		- ABS	GS-3376	A:28/B:39/D:63/L:175,5		
			CV Joint		F		*	54	+ ABS; payload 1000 kg; payload 1400 kg	GS-3377	A:28/B:39/D:63/L:175,5		
			Drive Shaft		L		F		MT	54	+ ABS; payload 1000 kg; payload 1400 kg	AW-4417	A:28/B:41/D:63/L:757,5
			Drive Shaft		R		F			-->06/06; payload 1800 kg	AW-4452	A:35/B:41/D:70/L:1085	
2.0 bivalent	81/110	02/03->	CV Joint		F		*	54	payload 1800 kg	GS-3375	A:35/B:45/D:70/L:190		
			CV Joint		F		*		- ABS	GS-3376	A:28/B:39/D:63/L:175,5		
			CV Joint		F		*	54	+ ABS; payload 1000 kg; payload 1400 kg	GS-3377	A:28/B:39/D:63/L:175,5		
Drive Shaft		L		F		MT	54	+ ABS; payload 1000 kg; payload 1400 kg	AW-4417	A:28/B:41/D:63/L:757,5			
Drive Shaft		R		F			-->06/06; payload 1800 kg	AW-4452	A:35/B:41/D:70/L:1085				
2.0 HDi	62/84	04/02->	CV Joint		F		AT	*	54	payload 1800 kg; trans.type ML5C	GS-3375	A:35/B:45/D:70/L:190	
			CV Joint		F		*		- ABS	GS-3376	A:28/B:39/D:63/L:175,5		
			CV Joint		F		AT	*	54	+ ABS; payload 1000 kg; payload 1400 kg; trans.type ML5C; trans.type MLGU	GS-3377	A:28/B:39/D:63/L:175,5	
			Drive Shaft		L		F		54	+ ABS; payload 1000 kg; payload 1400 kg; trans.type ML5C	AW-4417	A:28/B:41/D:63/L:757,5	
Drive Shaft		L		F			54	+ ABS; trans.type MLGU	AW-4419	A:28/B:37/D:63/L:771			
2.2 HDi	74/101	04/02->	CV Joint		F		*	54	payload 1800 kg	GS-3375	A:35/B:45/D:70/L:190		
			CV Joint		F		*		- ABS	GS-3376	A:28/B:39/D:63/L:175,5		
			CV Joint		F		*	54	+ ABS; payload 1000 kg; payload 1400 kg	GS-3377	A:28/B:39/D:63/L:175,5		
			Drive Shaft		L		F		MT	54	+ ABS; payload 1000 kg; payload 1400 kg	AW-4417	A:28/B:41/D:63/L:757,5
			Drive Shaft		R		F			-->06/06; MD Jumper; MD Relay; payload 1800 kg	AW-4452	A:35/B:41/D:70/L:1085	

	KW/HP		Type	L/R	F/R	AT/MT			ABS			Technical Specification	
2.8 HDi	94/128	04/02->	CV Joint		F			*	54	payload 1800 kg		GS-3375	A:35/B:45/D:70/L:190
			CV Joint		F			*		- ABS		GS-3376	A:28/B:39/D:63/L:175,5
			CV Joint		F			*	54	+ ABS; payload 1000 kg; payload 1400 kg		GS-3377	A:28/B:39/D:63/L:175,5
			Drive Shaft	L	F	MT		54	+ ABS; payload 1000 kg; payload 1400 kg		AW-4417	A:28/B:41/D:63/L:757,5	
			Drive Shaft	R	F					--05/03	AW-4422	A:28/B:41/D:63/L:1079	
			Drive Shaft	L	F					05/03->	AW-4453	A:35/B:41/D:70/L:762	
			Drive Shaft	L	F			54	05/03->; ch.5235558->		AW-4416	A:35/B:41/D:70/L:762	
2.8 HDi All-wheel Drive	94/128	04/02->	Drive Shaft	R	F	MT		54	--12/03		AW-4418	A:28/B:41/D:63/L:1079	
			Drive Shaft	R	F					- ABS; --12/03	AW-4422	A:28/B:41/D:63/L:1079	
			Drive Shaft	L	F					--ch.5235557; 05/03->	AW-4453	A:35/B:41/D:70/L:762	
JUMPER Platform/Chassis 													
2.2 HDi 100	74/101	04/06->	CV Joint	R	F	5MT; 6MT		*		--12/11; 07/06->; MD Jumper; MD Relay; trans.type MLGU		GS-4027	A:41/B:27/D:34,85/L:505
			CV Joint		F	5MT; 6MT		*		trans.type MLGU		GS-4029	A:35/B:29/D:71,5/L:198
			CV Joint		F	5MT; 6MT		*		trans.type MLGU		GS-4030	A:35/B:27/D:71,5/L:193,5
2.2 HDi 120	88/120	04/06->	CV Joint	R	F	5MT; 6MT		*		--12/12; 07/06->; MD Jumper; MD Relay; trans.type MLGU		GS-4027	A:41/B:27/D:34,85/L:505
			CV Joint		F	5MT; 6MT		*		trans.type MLGU		GS-4029	A:35/B:29/D:71,5/L:198
			CV Joint		F	5MT; 6MT		*		trans.type MLGU		GS-4030	A:35/B:27/D:71,5/L:193,5
2.2 HDi 150	110/150	07/11->	CV Joint		F			*			GS-4031	A:35/B:29/D:71,5/L:198	
3.0 HDi 160	116/157	09/06->	CV Joint		F	6MT		*	trans.type M40 CV6		GS-4031	A:35/B:29/D:71,5/L:198	
JUMPER Platform/Chassis (230) 													
1.9 TD	68/92	03/94->04/02	CV Joint		F			*	54	payload 1800 kg; trans.type MG5T; trans.type ML5C		GS-3375	A:35/B:45/D:70/L:190
			CV Joint		F			*		- ABS		GS-3376	A:28/B:39/D:63/L:175,5
			CV Joint		F			*	54	+ ABS; payload 1000 kg; payload 1400 kg; trans.type ME; trans.type MG5T; trans.type ML5C; trans.type ML5T; trans.type MLGU		GS-3377	A:28/B:39/D:63/L:175,5
			CV Joint	L; R	F	MT		*		--08/96; payload 1800 kg		GS-3378	A:35/B:45/D:70/L:190
			Drive Shaft	R	F				54	--12/95; payload 1800 kg; trans.type MG5T		AW-4415	A:35/B:41/D:70/L:1085
			Drive Shaft	L	F				54	+ ABS; payload 1000 kg; payload 1400 kg; trans.type MG5T; trans.type ML5C		AW-4417	A:28/B:41/D:63/L:757,5
			Drive Shaft	L	F				54	+ ABS; trans.type ME; trans.type ML5T; trans.type MLGU		AW-4419	A:28/B:37/D:63/L:771
1.9 TD	66/90	03/94->04/02	Drive Shaft	R	F	MT				--08/96; payload 1800 kg; trans.type MG		AW-4452	A:35/B:41/D:70/L:1085
			CV Joint		F			*	54	payload 1800 kg; trans.type MG5T; trans.type ML5C		GS-3375	A:35/B:45/D:70/L:190
			CV Joint		F			*		- ABS		GS-3376	A:28/B:39/D:63/L:175,5
			CV Joint		F			*	54	+ ABS; payload 1000 kg; payload 1400 kg; trans.type ME; trans.type MG5T; trans.type ML5C; trans.type ML5T; trans.type MLGU		GS-3377	A:28/B:39/D:63/L:175,5
			CV Joint	L; R	F	MT		*		--08/96; payload 1800 kg		GS-3378	A:35/B:45/D:70/L:190
			Drive Shaft	R	F				54	--12/95; payload 1800 kg; trans.type MG5T		AW-4415	A:35/B:41/D:70/L:1085
			Drive Shaft	L	F				54	+ ABS; payload 1000 kg; payload 1400 kg; trans.type MG5T; trans.type ML5C		AW-4417	A:28/B:41/D:63/L:757,5
Drive Shaft	L	F				54	+ ABS; trans.type ME; trans.type ML5T; trans.type MLGU		AW-4419	A:28/B:37/D:63/L:771			
Drive Shaft	R	F	MT					--08/96; payload 1800 kg; trans.type MG		AW-4452	A:35/B:41/D:70/L:1085		



KW/HP



Type

L/R

F/R

AT/MT



ABS



Technical Specification

2.0

80/109

03/94-->04/02

CV Joint		F		*	54	payload 1800 kg; trans.type MG5T; trans.type ML5C	GS-3375	A:35/B:45/D:70/L:190
CV Joint		F		*		- ABS	GS-3376	A:28/B:39/D:63/L:175,5
CV Joint		F		*	54	+ ABS; payload 1000 kg; payload 1400 kg; trans.type ME; trans.type MG5T; trans.type ML5C; trans.type ML5T; trans.type MLGU	GS-3377	A:28/B:39/D:63/L:175,5
CV Joint	L; R	F	MT	*		-->01/02; MD Jumper 31; MD Jumper 35; payload 1800 kg; pickup; platform/chassis	GS-3378	A:35/B:45/D:70/L:190
Drive Shaft	R	F			54	-->12/95; payload 1800 kg; trans.type MG5T	AW-4415	A:35/B:41/D:70/L:1085
Drive Shaft	L	F			54		AW-4416	A:35/B:41/D:70/L:762
Drive Shaft	L	F			54	+ ABS; payload 1000 kg; payload 1400 kg; trans.type MG5T; trans.type ML5C	AW-4417	A:28/B:41/D:63/L:757,5
Drive Shaft	R	F			54		AW-4418	A:28/B:41/D:63/L:1079
Drive Shaft	L	F			54	+ ABS; trans.type ME; trans.type ML5T; trans.type MLGU	AW-4419	A:28/B:37/D:63/L:771
Drive Shaft	R	F					AW-4422	A:28/B:41/D:63/L:1079
Drive Shaft	R	F	MT			-->01/02; MD Jumper 31; MD Jumper 35; payload 1800 kg; pickup; platform/chassis; trans.type MG	AW-4452	A:35/B:41/D:70/L:1085
Drive Shaft	L	F					AW-4453	A:35/B:41/D:70/L:762

2.5 D

63/86

03/94-->04/02

CV Joint		F		*	54	payload 1800 kg; trans.type MG5T; trans.type ML5C	GS-3375	A:35/B:45/D:70/L:190
CV Joint		F		*		- ABS	GS-3376	A:28/B:39/D:63/L:175,5
CV Joint		F		*	54	+ ABS; payload 1000 kg; payload 1400 kg; trans.type ME; trans.type MG5T; trans.type ML5C; trans.type ML5T; trans.type MLGU	GS-3377	A:28/B:39/D:63/L:175,5
CV Joint	L; R	F	MT	*		-->01/02; MD Jumper 31; MD Jumper 35; MD Relay 1400; MD Relay 1800; payload 1800 kg	GS-3378	A:35/B:45/D:70/L:190
Drive Shaft	R	F			54	-->12/95; payload 1800 kg	AW-4415	A:35/B:41/D:70/L:1085
Drive Shaft	L	F			54		AW-4416	A:35/B:41/D:70/L:762
Drive Shaft	L	F			54	+ ABS; payload 1000 kg; payload 1400 kg; trans.type MG5T; trans.type ML5C	AW-4417	A:28/B:41/D:63/L:757,5
Drive Shaft	R	F			54		AW-4418	A:28/B:41/D:63/L:1079
Drive Shaft	L	F			54	+ ABS; trans.type ME; trans.type ML5T; trans.type MLGU	AW-4419	A:28/B:37/D:63/L:771
Drive Shaft	R	F					AW-4422	A:28/B:41/D:63/L:1079
Drive Shaft	R	F	MT			-->01/02; MD Jumper 31; MD Jumper 35; MD Relay 1400; MD Relay 1800; payload 1800 kg; trans.type MG	AW-4452	A:35/B:41/D:70/L:1085
Drive Shaft	L	F					AW-4453	A:35/B:41/D:70/L:762

2.5 D 4x4

63/86

03/00-->04/02

CV Joint		F		*	54	payload 1800 kg; trans.type MG5T; trans.type ML5C	GS-3375	A:35/B:45/D:70/L:190
CV Joint		F		*		- ABS	GS-3376	A:28/B:39/D:63/L:175,5
CV Joint		F		*	54	+ ABS; payload 1000 kg; payload 1400 kg; trans.type ME; trans.type MG5T; trans.type ML5C; trans.type ML5T; trans.type MLGU	GS-3377	A:28/B:39/D:63/L:175,5
CV Joint	L; R	F	MT	*		-->01/02; MD Jumper 31; MD Jumper 35; payload 1800 kg	GS-3378	A:35/B:45/D:70/L:190
Drive Shaft	L	F			54		AW-4416	A:35/B:41/D:70/L:762
Drive Shaft	L	F			54	+ ABS; payload 1000 kg; payload 1400 kg; trans.type MG5T; trans.type ML5C	AW-4417	A:28/B:41/D:63/L:757,5
Drive Shaft	R	F			54		AW-4418	A:28/B:41/D:63/L:1079
Drive Shaft	L	F			54	+ ABS; trans.type ME; trans.type ML5T; trans.type MLGU	AW-4419	A:28/B:37/D:63/L:771
Drive Shaft	R	F					AW-4422	A:28/B:41/D:63/L:1079
Drive Shaft	R	F	MT			-->01/02; MD Jumper 31; MD Jumper 35; payload 1800 kg; trans.type MG	AW-4452	A:35/B:41/D:70/L:1085
Drive Shaft	L	F					AW-4453	A:35/B:41/D:70/L:762



KW/HP



Type

L/R

F/R

AT/MT




















ABS



Technical Specification

Model	kw/HP	Year	Type	L/R	F/R	AT/MT	ABS	Technical Specification	
2.5 TD	76/103	03/94->04/02	CV Joint		F		*	54 payload 1800 kg; trans.type MG5T; trans.type ML5C	GS-3375 A:35/B:45/D:70/L:190
			CV Joint		F		*	- ABS	GS-3376 A:28/B:39/D:63/L:175,5
			CV Joint		F		*	54 + ABS; payload 1000 kg; payload 1400 kg; trans.type ME; trans.type MG5T; trans.type ML5C; trans.type ML5T; trans.type MLGU	GS-3377 A:28/B:39/D:63/L:175,5
			CV Joint	L; R	F	MT	*	--08/97; --10/97; MD Jumper 31; MD Jumper 35; MD Relay 1400; payload 1800 kg	GS-3378 A:35/B:45/D:70/L:190
			Drive Shaft	R	F			54 --12/95; payload 1800 kg; trans.type MG5T	AW-4415 A:35/B:41/D:70/L:1085
			Drive Shaft	L	F			54	AW-4416 A:35/B:41/D:70/L:762
			Drive Shaft	L	F			54 + ABS; payload 1000 kg; payload 1400 kg; trans.type MG5T; trans.type ML5C	AW-4417 A:28/B:41/D:63/L:757,5
			Drive Shaft	R	F			54	AW-4418 A:28/B:41/D:63/L:1079
			Drive Shaft	L	F			54 + ABS; trans.type ME; trans.type ML5T; trans.type MLGU	AW-4419 A:28/B:37/D:63/L:771
			Drive Shaft	R	F			54	AW-4422 A:28/B:41/D:63/L:1079
2.5 TDi	79/107	12/96->04/02	CV Joint		F		*	54 payload 1800 kg; trans.type MG5T; trans.type ML5C	GS-3375 A:35/B:45/D:70/L:190
			CV Joint		F		*	- ABS	GS-3376 A:28/B:39/D:63/L:175,5
			CV Joint		F		*	54 + ABS; payload 1000 kg; payload 1400 kg; trans.type ME; trans.type MG5T; trans.type ML5C; trans.type ML5T; trans.type MLGU	GS-3377 A:28/B:39/D:63/L:175,5
			CV Joint	L; R	F	MT	*	--09/00; 11/97--; MD Jumper 31; MD Jumper 35; MD Relay 1400; payload 1800 kg	GS-3378 A:35/B:45/D:70/L:190
			Drive Shaft	L	F			54	AW-4416 A:35/B:41/D:70/L:762
			Drive Shaft	L	F			54 + ABS; payload 1000 kg; payload 1400 kg; trans.type MG5T; trans.type ML5C	AW-4417 A:28/B:41/D:63/L:757,5
			Drive Shaft	R	F			54	AW-4418 A:28/B:41/D:63/L:1079
			Drive Shaft	L	F			54 + ABS; trans.type ME; trans.type ML5T; trans.type MLGU	AW-4419 A:28/B:37/D:63/L:771
			Drive Shaft	R	F			54	AW-4422 A:28/B:41/D:63/L:1079
			Drive Shaft	R	F	MT		--09/00; 11/97--; MD Jumper 31; MD Jumper 35; MD Relay 1400; payload 1800 kg; trans.type MG	AW-4452 A:35/B:41/D:70/L:1085
2.5 TDi 4x4	79/107	03/00->04/02	CV Joint		F		*	54 payload 1800 kg; trans.type MG5T; trans.type ML5C	GS-3375 A:35/B:45/D:70/L:190
			CV Joint		F		*	- ABS	GS-3376 A:28/B:39/D:63/L:175,5
			CV Joint		F		*	54 + ABS; payload 1000 kg; payload 1400 kg; trans.type ME; trans.type MG5T; trans.type ML5C; trans.type ML5T; trans.type MLGU	GS-3377 A:28/B:39/D:63/L:175,5
			CV Joint	L; R	F	MT	*	--01/02; MD Jumper 31; MD Jumper 35; payload 1800 kg	GS-3378 A:35/B:45/D:70/L:190
			Drive Shaft	L	F			54	AW-4416 A:35/B:41/D:70/L:762
			Drive Shaft	L	F			54 + ABS; payload 1000 kg; payload 1400 kg; trans.type MG5T; trans.type ML5C	AW-4417 A:28/B:41/D:63/L:757,5
			Drive Shaft	L	F			54 + ABS; trans.type ME; trans.type ML5T; trans.type MLGU	AW-4419 A:28/B:37/D:63/L:771
			Drive Shaft	R	F	MT		--01/02; MD Jumper 31; MD Jumper 35; payload 1800 kg; trans.type MG	AW-4452 A:35/B:41/D:70/L:1085
			Drive Shaft	L	F			54	AW-4453 A:35/B:41/D:70/L:762
			2.8 D	64/87	01/99->02/02	Drive Shaft	L	F	
Drive Shaft	L	F						54 --ch.5235557; Weight [kg]: 1800	AW-4453 A:35/B:41/D:70/L:762
2.8 HDi	94/128	09/00->04/02	CV Joint		F		*	54 payload 1800 kg; trans.type MG5T; trans.type ML5C	GS-3375 A:35/B:45/D:70/L:190
			CV Joint		F		*	- ABS	GS-3376 A:28/B:39/D:63/L:175,5
			CV Joint		F		*	54 + ABS; payload 1000 kg; payload 1400 kg; trans.type ME; trans.type MG5T; trans.type ML5C; trans.type ML5T; trans.type MLGU	GS-3377 A:28/B:39/D:63/L:175,5
			CV Joint	L; R	F	MT	*	--01/02; MD Jumper 31; MD Jumper 35; MD Relay 1400; MD Relay 1800; payload 1800 kg	GS-3378 A:35/B:45/D:70/L:190
			Drive Shaft	L	F			54	AW-4416 A:35/B:41/D:70/L:762
			Drive Shaft	L	F			54 + ABS; payload 1000 kg; payload 1400 kg; trans.type MG5T; trans.type ML5C	AW-4417 A:28/B:41/D:63/L:757,5
			Drive Shaft	R	F			54	AW-4418 A:28/B:41/D:63/L:1079
			Drive Shaft	L	F			54 + ABS; trans.type ME; trans.type ML5T; trans.type MLGU	AW-4419 A:28/B:37/D:63/L:771
			Drive Shaft	R	F			54	AW-4422 A:28/B:41/D:63/L:1079
			Drive Shaft	R	F	MT		--01/02; MD Jumper 31; MD Jumper 35; MD Relay 1400; MD Relay 1800; payload 1800 kg; trans.type MG5T	AW-4452 A:35/B:41/D:70/L:1085
Drive Shaft	L	F			54	AW-4453 A:35/B:41/D:70/L:762			

		KW/HP		Type	L/R	F/R	AT/MT			ABS			Technical Specification		
2.8 HDi	93/126	10/00->01/02	Drive Shaft	L	F					54		AW-4416	A:35/B:41/D:70/L:762		
			Drive Shaft	R	F					54		AW-4418	A:28/B:41/D:63/L:1079		
			Drive Shaft	R	F							AW-4422	A:28/B:41/D:63/L:1079		
			Drive Shaft	L	F							AW-4453	A:35/B:41/D:70/L:762		
JUMPER Platform/Chassis (244) 															
2.0 HDi	62/84	04/02->	CV Joint		F	AT	*			54	payload 1800 kg; trans.type ML5C	GS-3375	A:35/B:45/D:70/L:190		
			CV Joint		F		*					- ABS	GS-3376	A:28/B:39/D:63/L:175,5	
			CV Joint		F	AT	*				54	+ ABS; payload 1000 kg; payload 1400 kg; trans.type ML5C; trans.type MLGU	GS-3377	A:28/B:39/D:63/L:175,5	
			Drive Shaft	L	F						54	+ ABS; payload 1000 kg; payload 1400 kg; trans.type ML5C	AW-4417	A:28/B:41/D:63/L:757,5	
2.2 HDi	74/101	02/02->06/06	Drive Shaft	R	F						payload 1800 kg	AW-4452	A:35/B:41/D:70/L:1085		
			CV Joint		F		*			54	payload 1800 kg	GS-3375	A:35/B:45/D:70/L:190		
			CV Joint		F		*					- ABS	GS-3376	A:28/B:39/D:63/L:175,5	
			CV Joint		F		*				54	+ ABS; payload 1000 kg; payload 1400 kg	GS-3377	A:28/B:39/D:63/L:175,5	
2.2 HDi	74/101	04/02->	Drive Shaft	L	F	MT				54	+ ABS; payload 1000 kg; payload 1400 kg	AW-4417	A:28/B:41/D:63/L:757,5		
			Drive Shaft	R	F							-->06/06; payload 1800 kg	AW-4452	A:35/B:41/D:70/L:1085	
			CV Joint		F		*				54	payload 1800 kg	GS-3375	A:35/B:45/D:70/L:190	
			CV Joint		F		*					- ABS	GS-3376	A:28/B:39/D:63/L:175,5	
2.8 HDi	94/128	04/02->	CV Joint		F; R		*			54	+ ABS; payload 1000 kg; payload 1400 kg	GS-3377	A:28/B:39/D:63/L:175,5		
			Drive Shaft	L	F	MT					54	+ ABS; payload 1000 kg; payload 1400 kg	AW-4417	A:28/B:41/D:63/L:757,5	
			Drive Shaft	R	F							-->05/03	AW-4422	A:28/B:41/D:63/L:1079	
			Drive Shaft	L	F							05/03->	AW-4453	A:35/B:41/D:70/L:762	
2.8 HDi	107/146	05/04->	CV Joint		F		*			54	payload 1800 kg	GS-3375	A:35/B:45/D:70/L:190		
			CV Joint		F		*					- ABS	GS-3376	A:28/B:39/D:63/L:175,5	
			CV Joint		F	AT	*				54	+ ABS; payload 1000 kg; payload 1400 kg	GS-3377	A:28/B:39/D:63/L:175,5	
			Drive Shaft	R	F							-->06/06; MD Jumper; MD Relay; payload 1800 kg	AW-4452	A:35/B:41/D:70/L:1085	
2.8 HDi 4x4	94/128	02/02->06/06	Drive Shaft	L	F							AW-4453	A:35/B:41/D:70/L:762		
			CV Joint		F		*			54	ch.5235558->; payload 1800 kg; Wheel diameter: 16 i	GS-3375	A:35/B:45/D:70/L:190		
JUMPY 															
2.0 HDi 120	88/120	01/07->	CV Joint		F		*					GS-4034	A:28/B:39/D:58,6/L:156		
2.0 HDi 125	94/128	07/11->	CV Joint		F	6MT	*			trans.type ML		GS-4034	A:28/B:39/D:58,6/L:156		
2.0 HDi 140	100/136	01/07->	CV Joint		F		*					GS-4034	A:28/B:39/D:58,6/L:156		
2.0 HDi 165	120/163	07/10->	CV Joint		F		*					GS-4034	A:28/B:39/D:58,6/L:156		
2.0 HDi 95	72/98	07/11->	CV Joint		F	6MT	*			trans.type ML		GS-4034	A:28/B:39/D:58,6/L:156		
JUMPY (U6U) 															
1.6	58/79	10/95->	CV Joint		F		*			48	+ ABS	GS-3382	A:27/B:34/D:61/L:137		
			Drive Shaft	L	F								AW-4430	A:27/B:24/D:61/L:648	
			Drive Shaft	L	F							48		AW-4431	A:27/B:24/D:59/L:648
			Drive Shaft	R	F									AW-4432	A:27/B:24/D:59/L:928
1.9 D	51/69	10/95->04/98	CV Joint		F		*			48	+ ABS	GS-3382	A:27/B:34/D:61/L:137		
			Drive Shaft	L	F								AW-4430	A:27/B:24/D:61/L:648	
			Drive Shaft	L	F							48		AW-4431	A:27/B:24/D:59/L:648
			Drive Shaft	R	F									AW-4432	A:27/B:24/D:59/L:928

	kw/HP		Type	L/R	F/R	AT/MT			ABS			Technical Specification	
1.9 D 70	51/69	04/98->	CV Joint		F		*		48		GS-3382	A:27/B:34/D:61/L:137	
			Drive Shaft	L	F						AW-4430	A:27/B:24/D:61/L:648	
			Drive Shaft	L	F					48		AW-4431	A:27/B:24/D:59/L:648
			Drive Shaft	R	F							AW-4432	A:27/B:24/D:59/L:928
1.9 TD	68/92	04/96->	CV Joint		F		*		48	+ ABS; trans.type ME; trans.type ML5T	GS-3380	A:27/B:39/D:59/L:145	
			CV Joint		F		*		48	+ ABS; trans.type BE3R; trans.type BE4R	GS-3382	A:27/B:34/D:61/L:137	
			Drive Shaft	R	F					48	+ ABS; trans.type ME; trans.type ML5T	AW-4425	A:27/B:37/D:59/L:947
			Drive Shaft	L	F					48		AW-4426	A:27/B:37/D:59/L:641
			Drive Shaft	L	F							AW-4427	A:27/B:37/D:59/L:641
1.9 TD	66/90	10/95->	CV Joint		F		*		48	+ ABS; trans.type ME; trans.type ML5T	GS-3380	A:27/B:39/D:59/L:145	
			CV Joint		F		*		48	+ ABS; trans.type BE3R; trans.type BE4R	GS-3382	A:27/B:34/D:61/L:137	
			Drive Shaft	R	F					48	+ ABS; trans.type ME; trans.type ML5T	AW-4425	A:27/B:37/D:59/L:947
			Drive Shaft	L	F					48		AW-4426	A:27/B:37/D:59/L:641
			Drive Shaft	L	F							AW-4427	A:27/B:37/D:59/L:641
2.0	100/136	04/00->12/06	CV Joint		F		*		48		GS-3382	A:27/B:34/D:61/L:137	
2.0 HDi 110	80/109	03/00->	CV Joint		F		*		48	trans.type ML5C; trans.type ML5T	GS-3380	A:27/B:39/D:59/L:145	
			CV Joint		F		*		48	trans.type BE3	GS-3382	A:27/B:34/D:61/L:137	
2.0 HDi 95	69/94	10/99->	CV Joint		F		*		48		GS-3382	A:27/B:34/D:61/L:137	
2.0 i 16V	102/138	03/00->	CV Joint		F		*		48		GS-3382	A:27/B:34/D:61/L:137	
JUMPY Box 													
2.0 HDi 120	88/120	01/07->	CV Joint		F		*				GS-4034	A:28/B:39/D:58,6/L:156	
2.0 HDi 125	94/128	07/11->	CV Joint		F	6MT	*			trans.type ML	GS-4034	A:28/B:39/D:58,6/L:156	
2.0 HDi 140	100/136	01/07->	CV Joint		F		*				GS-4034	A:28/B:39/D:58,6/L:156	
2.0 HDi 165	120/163	07/10->	CV Joint		F		*				GS-4034	A:28/B:39/D:58,6/L:156	
2.0 HDi 95	72/98	07/11->	CV Joint		F	6MT	*			trans.type ML	GS-4034	A:28/B:39/D:58,6/L:156	
JUMPY Box (BS_, BT_, BY_, BZ_) 													
1.6 i	58/79	10/95->	CV Joint		F		*		48		GS-3382	A:27/B:34/D:61/L:137	
			Drive Shaft	L	F						AW-4430	A:27/B:24/D:61/L:648	
			Drive Shaft	L	F					48		AW-4431	A:27/B:24/D:59/L:648
			Drive Shaft	R	F							AW-4432	A:27/B:24/D:59/L:928
1.9 D 70	51/69	04/98->	CV Joint		F		*		48		GS-3382	A:27/B:34/D:61/L:137	
			Drive Shaft	L	F						AW-4430	A:27/B:24/D:61/L:648	
			Drive Shaft	L	F					48		AW-4431	A:27/B:24/D:59/L:648
			Drive Shaft	R	F							AW-4432	A:27/B:24/D:59/L:928
1.9 TD	66/90	10/95->	CV Joint		F		*		48	trans.type ME; trans.type ML5T	GS-3380	A:27/B:39/D:59/L:145	
			CV Joint		F		*		48	trans.type BE3R; trans.type BE4R	GS-3382	A:27/B:34/D:61/L:137	
			Drive Shaft	R	F					48	trans.type ME; trans.type ML5T	AW-4425	A:27/B:37/D:59/L:947
			Drive Shaft	L	F					48		AW-4426	A:27/B:37/D:59/L:641
			Drive Shaft	L	F							AW-4427	A:27/B:37/D:59/L:641
2.0 HDi 110	80/109	01/02->	CV Joint		F		*	48	trans.type ML5C; trans.type ML5T	GS-3380	A:27/B:39/D:59/L:145		
2.0 HDi 95	69/94	10/99->	CV Joint		F		*	48	trans.type BE3	GS-3382	A:27/B:34/D:61/L:137		
2.0 i 16V	102/138	03/00->	CV Joint		F		*	48		GS-3382	A:27/B:34/D:61/L:137		



KW/HP



Type

L/R

F/R

AT/MT



ABS



Technical Specification

JUMPY Platform/Chassis (BU_, BV_, BW_, BX_)

1.9 TD	68/92	10/99->	CV Joint		F		*	48	GS-3382	A:27/B:34/D:61/L:137
			Drive Shaft	L	F			48	AW-4426	A:27/B:37/D:59/L:641
			Drive Shaft	L	F				AW-4427	A:27/B:37/D:59/L:641
2.0 HDi 95	69/94	10/99->	CV Joint		F		*	48	GS-3382	A:27/B:34/D:61/L:137

SAXO (S0, S1)

1.0 X	33/45	05/96->11/98	Drive Shaft	L	F				RH3	AW-4301	A:21/B:22/D:50/L:619	
			Drive Shaft	R	F				RH3	AW-4302	A:21/B:22/D:50/L:800	
			Drive Shaft	L	F					RH3	AW-4303	A:21/B:22/D:50/L:618
			Drive Shaft	R	F			48		RH4	AW-4558	A:21/B:22/D:58,5/L:807
1.0 X	37/50	05/98->06/03	Drive Shaft	L	F				--09/99; RH3	AW-4301	A:21/B:22/D:50/L:619	
			Drive Shaft	R	F				--09/99; RH3	AW-4302	A:21/B:22/D:50/L:800	
			Drive Shaft	L	F					--09/99; RH3	AW-4303	A:21/B:22/D:50/L:618
			Drive Shaft	L	F			48		01/99->	AW-4557	A:21/B:22/D:58,5/L:624
1.1 X,SX	40/54	05/96->09/03	Drive Shaft	R	F				09/99->; RH4	AW-4558	A:21/B:22/D:58,5/L:807	
			Drive Shaft	L	F				--09/99; RH3	AW-4301	A:21/B:22/D:50/L:619	
			Drive Shaft	R	F					--09/99; RH3	AW-4302	A:21/B:22/D:50/L:800
			Drive Shaft	L	F			48		01/99->	AW-4557	A:21/B:22/D:58,5/L:624
1.1 X,SX	44/60	05/96->09/03	Drive Shaft	R	F				09/99->; RH4	AW-4558	A:21/B:22/D:58,5/L:807	
			Drive Shaft	L	F				--09/99; RH3	AW-4301	A:21/B:22/D:50/L:619	
			Drive Shaft	R	F					--09/99; RH3	AW-4302	A:21/B:22/D:50/L:800
			Drive Shaft	L	F					--09/99; RH3	AW-4303	A:21/B:22/D:50/L:618
1.4 VTS	55/75	05/96->06/03	Drive Shaft	L	F				09/99->; RH4	AW-4557	A:21/B:22/D:58,5/L:807	
			Drive Shaft	R	F			48		01/99->; trans.type MA	AW-4557	A:21/B:22/D:58,5/L:624
			Drive Shaft	L	F					09/99->; RH4	AW-4558	A:21/B:22/D:58,5/L:807
			Drive Shaft	L	F			48		01/99->	AW-4557	A:21/B:22/D:58,5/L:624
1.5 D	40/54	09/96->09/03	Drive Shaft	L	F				09/99->; RH4	AW-4558	A:21/B:22/D:58,5/L:807	
			Drive Shaft	R	F			48		01/99->	AW-4557	A:21/B:22/D:58,5/L:624
1.5 D	42/57	09/96->06/01	Drive Shaft	L	F				09/99->; RH4	AW-4558	A:21/B:22/D:58,5/L:807	
			Drive Shaft	R	F			48		01/99->	AW-4557	A:21/B:22/D:58,5/L:624

VISA

16 GTI	76/103	01/85->06/86	Drive Shaft	L	F					AW-4312	A:21/B:24/D:56,4/L:567
16 GTI	83/113	06/86->03/91	Drive Shaft	L	F					AW-4312	A:21/B:24/D:56,4/L:567
17 D	44/60	04/84->03/91	Drive Shaft	L	F					AW-4312	A:21/B:24/D:56,4/L:567

XANTIA (X1)

1.6 i	65/88	03/93->01/98	CV Joint					*	48	+ ABS; -->ch.6443; brake sys. ABS: Bendix	GS-3216	A:25/B:23/D:54,8/L:134,5	
1.8 i	74/101	03/93->01/98	CV Joint	L; R	F			MT	*	48	ABS ring Ø 99 mm	GS-3217	A:25/B:34/D:55,7/L:134
1.8 i	66/90	04/97->01/98	CV Joint						*	48	+ ABS; -->ch.6443	GS-3216	A:25/B:23/D:54,8/L:134,5
1.8 i 16V	81/110	06/95->01/98	CV Joint	L; R	F			MT	*	48	ABS ring Ø 99 mm	GS-3217	A:25/B:34/D:55,7/L:134
1.9 Turbo D	66/90	10/94->01/98	CV Joint						*	48	+ ABS	GS-3216	A:25/B:23/D:54,8/L:134,5
2.0 i	89/121	03/93->01/98	CV Joint	L; R	F			MT	*	48	ABS ring Ø 99 mm	GS-3217	A:25/B:34/D:55,7/L:134
2.0 i 16V	97/132	06/95->01/98	CV Joint	L; R	F			MT	*	48	ABS ring Ø 99 mm	GS-3217	A:25/B:34/D:55,7/L:134
2.0 Turbo	108/147	06/95->01/98	CV Joint	L; R	F			MT	*	48	ABS ring Ø 99 mm	GS-3217	A:25/B:34/D:55,7/L:134



KW/HP



Type

L/R F/R

AT/MT



ABS



Technical Specification

XANTIA [X2]

1.8 i 16V	81/110	01/98->04/03	CV Joint	L; R	F	MT	*	48	ABS ring Ø 99 mm	GS-3217	A:25/B:34/D:55,7/L:134
2.0 i	89/121	01/98->04/03	CV Joint	L; R	F	MT	*	48	ABS ring Ø 99 mm; ->08/99	GS-3217	A:25/B:34/D:55,7/L:134
2.0 i 16V	97/132	01/98->04/03	CV Joint	L; R	F	MT	*	48	ABS ring Ø 99 mm	GS-3217	A:25/B:34/D:55,7/L:134
2.0 Turbo	108/147	01/98->04/03	CV Joint	L; R	F	MT	*	48	ABS ring Ø 99 mm; ->08/99	GS-3217	A:25/B:34/D:55,7/L:134

XANTIA Break [X1]

1.8 i	66/90	04/97->01/98	CV Joint				*	48	+ ABS; ->ch.6443	GS-3216	A:25/B:23/D:54,8/L:134,5
1.8 i	74/101	06/95->01/98	CV Joint				*	48	+ ABS	GS-3216	A:25/B:23/D:54,8/L:134,5
1.8 i 16V	81/110	06/95->01/98	CV Joint	L; R	F	MT	*	48	ABS ring Ø 99 mm	GS-3217	A:25/B:34/D:55,7/L:134
2.0 i 16V	97/132	06/95->01/98	CV Joint	L; R	F	MT	*	48	ABS ring Ø 99 mm	GS-3217	A:25/B:34/D:55,7/L:134
2.0 Turbo	108/147	06/95->01/98	CV Joint	L; R	F	MT	*	48	ABS ring Ø 99 mm	GS-3217	A:25/B:34/D:55,7/L:134

XANTIA Break [X2]

1.8 i 16V	81/110	01/98->04/03	CV Joint	L; R	F	MT	*	48	ABS ring Ø 99 mm	GS-3217	A:25/B:34/D:55,7/L:134
2.0 i 16V	97/132	01/98->04/03	CV Joint	L; R	F	MT	*	48	ABS ring Ø 99 mm	GS-3217	A:25/B:34/D:55,7/L:134
2.0 Turbo	108/147	01/98->04/03	CV Joint	L; R	F	MT	*	48	ABS ring Ø 99 mm	GS-3217	A:25/B:34/D:55,7/L:134

XSARA [N1]

1.4 HDi	50/68	01/03->03/05	CV Joint		F		*	29		GS-3640	A:25/B:34/D:55,7/L:134
			CV Joint				*	29		GS-3668	A:25/B:34/D:58,5/L:134
			Drive Shaft	R	F			29		AW-4330	A:25/B:24/D:55,7/L:868
1.4 i	55/75	04/97->03/05	Drive Shaft	R	F			29	- ABS; ->01/99; saloon; trans.type MA	AW-4621	A:21/B:22/D:56,4/L:860
			Drive Shaft	L	F	MT		29		AW-4622	A:25/B:22/D:60/L:603
			Drive Shaft	R	F			29		AW-4623	A:25/B:22/D:60/L:867
1.4 LPG	55/75	05/98->08/00	Drive Shaft	L	F			29	->10/04; 07/97->; trans.type 77	AW-4626	A:25/B:22/D:60/L:593
			Drive Shaft	L	F			29	trans.type 77	AW-4626	A:25/B:22/D:60/L:593
			Drive Shaft	R	F			29	- ABS	AW-4565	A:25/B:22/D:56,7/L:594
1.5 D	42/57	04/97->09/00	Drive Shaft	R	F			29	- ABS; ->01/99; MD Generation 1; saloon; trans.type MA	AW-4621	A:21/B:22/D:56,4/L:860
			Drive Shaft	L	F			29		AW-4622	A:25/B:22/D:60/L:603
			Drive Shaft	L	F			29	05/98->; trans.type 77	AW-4626	A:25/B:22/D:60/L:593
1.6 16V	80/109	09/00->03/05	Drive Shaft	L	F	MT		29	- ABS	AW-4565	A:25/B:22/D:56,7/L:594
			Drive Shaft	L	F	MT		29		AW-4622	A:25/B:22/D:60/L:603
			Drive Shaft	R	F			29		AW-4623	A:25/B:22/D:60/L:867
1.6 i	65/88	04/97->09/00	Drive Shaft	L	F	MT		29	- ESP	AW-4626	A:25/B:22/D:60/L:593
			Drive Shaft	R	F			29		AW-4627	A:25/B:22/D:56,7/L:868
			Drive Shaft	L	F	MT		29	07/97->; trans.type 77	AW-4626	A:25/B:22/D:60/L:593
1.8 D	43/58	04/97->09/00	CV Joint		F	MT	*	29	- ABS	GS-3205	A:25/B:23/D:54,8/L:134,5
			CV Joint				*	29	+ ABS; brake sys. ABS: Bosch	GS-3213	A:25/B:23/D:54,8/L:134,5
			CV Joint		F	MT	*	29		GS-3640	A:25/B:34/D:55,7/L:134
1.8 D	43/58	04/97->09/00	Drive Shaft	R	F	MT		29		AW-4330	A:25/B:24/D:55,7/L:868
			Drive Shaft	R	F	MT		29	- ABS	AW-4333	A:25/B:24/D:55,7/L:868
			Drive Shaft	L	F	MT		29	- ABS	AW-4616	A:25/B:24/D:55,4/L:594



KW/HP



Type

L/R

F/R

AT/MT

















ABS



Technical Specification

	KW/HP		Type	L/R	F/R	AT/MT			ABS			Technical Specification	
1.8 i	66/90	04/97->09/00	CV Joint		F		*			- ABS	GS-3205	A:25/B:23/D:54,8/L:134,5	
			CV Joint		F		*		29		GS-3640	A:25/B:34/D:55,7/L:134	
			Drive Shaft	R	F					29		AW-4330	A:25/B:24/D:55,7/L:868
			Drive Shaft	R	F						- ABS	AW-4333	A:25/B:24/D:55,7/L:868
			Drive Shaft	L	F						- ABS	AW-4616	A:25/B:24/D:55,4/L:594
1.8 i 16V	81/110	04/97->09/00	CV Joint		F		*			- ABS	GS-3205	A:25/B:23/D:54,8/L:134,5	
			CV Joint		F		*		29		GS-3640	A:25/B:34/D:55,7/L:134	
			Drive Shaft	R	F					29		AW-4330	A:25/B:24/D:55,7/L:868
			Drive Shaft	R	F						- ABS	AW-4333	A:25/B:24/D:55,7/L:868
			Drive Shaft	L	F						- ABS	AW-4616	A:25/B:24/D:55,4/L:594
1.8 i Aut.	74/101	04/97->09/00	CV Joint		F		*			- ABS	GS-3205	A:25/B:23/D:54,8/L:134,5	
			CV Joint		F		*		29	+ ABS; brake sys. ABS: Bosch	GS-3213	A:25/B:23/D:54,8/L:134,5	
			CV Joint		F		*			29		GS-3640	A:25/B:34/D:55,7/L:134
			Drive Shaft	R	F					29		AW-4330	A:25/B:24/D:55,7/L:868
			Drive Shaft	R	F						- ABS	AW-4333	A:25/B:24/D:55,7/L:868
			Drive Shaft	L	F						- ABS	AW-4616	A:25/B:24/D:55,4/L:594
1.9 D	50/68	04/97->09/00	CV Joint		F	MT	*			- ABS	GS-3205	A:25/B:23/D:54,8/L:134,5	
			CV Joint		F	MT	*		29		GS-3640	A:25/B:34/D:55,7/L:134	
			Drive Shaft	R	F	MT				29		AW-4330	A:25/B:24/D:55,7/L:868
			Drive Shaft	R	F	MT					- ABS	AW-4333	A:25/B:24/D:55,7/L:868
			Drive Shaft	L	F	MT					- ABS	AW-4616	A:25/B:24/D:55,4/L:594
1.9 D	51/70	07/98->03/05	CV Joint		F	MT	*			- ABS	GS-3205	A:25/B:23/D:54,8/L:134,5	
			CV Joint		F	MT	*		29		GS-3640	A:25/B:34/D:55,7/L:134	
			CV Joint		F	MT	*			29		GS-3668	A:25/B:34/D:58,5/L:134
			Drive Shaft	R	F	MT				29		AW-4330	A:25/B:24/D:55,7/L:868
			Drive Shaft	R	F	MT					- ABS	AW-4333	A:25/B:24/D:55,7/L:868
			Drive Shaft	L	F	MT					- ABS	AW-4616	A:25/B:24/D:55,4/L:594
1.9 SD	55/75	01/98->09/00	CV Joint		F	MT	*			- ABS	GS-3205	A:25/B:23/D:54,8/L:134,5	
			CV Joint		F	MT	*		29		GS-3640	A:25/B:34/D:55,7/L:134	
			Drive Shaft	R	F	MT				29		AW-4330	A:25/B:24/D:55,7/L:868
			Drive Shaft	R	F	MT					- ABS	AW-4333	A:25/B:24/D:55,7/L:868
			Drive Shaft	L	F	MT					- ABS	AW-4616	A:25/B:24/D:55,4/L:594
1.9 TD	66/90	04/97->09/00	CV Joint		F	MT	*			- ABS	GS-3205	A:25/B:23/D:54,8/L:134,5	
			CV Joint		F	MT	*		29		GS-3640	A:25/B:34/D:55,7/L:134	
			Drive Shaft	R	F	MT				29		AW-4330	A:25/B:24/D:55,7/L:868
			Drive Shaft	R	F	MT					- ABS	AW-4333	A:25/B:24/D:55,7/L:868
			Drive Shaft	L	F	MT				29		AW-4615	A:25/B:24/D:55,4/L:594
			Drive Shaft	L	F	MT					- ABS	AW-4616	A:25/B:24/D:55,4/L:594
2.0 16V	120/163	04/97->09/00	CV Joint		F	MT	*		29	+ ABS; brake sys. ABS: Bosch	GS-3213	A:25/B:23/D:54,8/L:134,5	
			CV Joint		F	MT	*		29		GS-3640	A:25/B:34/D:55,7/L:134	
			Drive Shaft	R	F	MT				29		AW-4330	A:25/B:24/D:55,7/L:868
			Drive Shaft	L	F	MT				29		AW-4615	A:25/B:24/D:55,4/L:594
2.0 16V	97/132	07/98->09/00	CV Joint		F	MT	*		29		GS-3640	A:25/B:34/D:55,7/L:134	
			Drive Shaft	R	F	MT				29		AW-4330	A:25/B:24/D:55,7/L:868
			Drive Shaft	L	F	MT				29		AW-4615	A:25/B:24/D:55,4/L:594

	KW/HP		Type	L/R	F/R	AT/MT			ABS			Technical Specification
2.0 16V	100/136	09/00->03/05	CV Joint		F	MT	*		29		GS-3640	A:25/B:34/D:55,7/L:134
			Drive Shaft	R	F	MT			29		AW-4330	A:25/B:24/D:55,7/L:868
			Drive Shaft	L	F	MT			29		AW-4615	A:25/B:24/D:55,4/L:594
2.0 HDi 109	80/109	05/01->03/05	CV Joint		F	MT	*		29		GS-3640	A:25/B:34/D:55,7/L:134
			Drive Shaft	R	F	MT			29		AW-4330	A:25/B:24/D:55,7/L:868
			Drive Shaft	L	F	MT			29		AW-4615	A:25/B:24/D:55,4/L:594
2.0 HDi 90	66/90	02/99->03/05	CV Joint		F	MT	*		29		GS-3640	A:25/B:34/D:55,7/L:134
			Drive Shaft	R	F	MT			29		AW-4330	A:25/B:24/D:55,7/L:868
			Drive Shaft	L	F	MT			29		AW-4615	A:25/B:24/D:55,4/L:594
XSARA Break [N2] 												
1.4 HDi	50/68	01/03->08/05	CV Joint		F		*		29		GS-3640	A:25/B:34/D:55,7/L:134
			CV Joint				*		29		GS-3668	A:25/B:34/D:58,5/L:134
			Drive Shaft	R	F				29		AW-4330	A:25/B:24/D:55,7/L:868
1.4 i	55/75	10/97->08/05	Drive Shaft	R	F					- ABS; ->01/99; saloon; trans.type MA	AW-4621	A:21/B:22/D:56,4/L:860
			Drive Shaft	L	F	MT			29		AW-4622	A:25/B:22/D:60/L:603
			Drive Shaft	R	F				29		AW-4623	A:25/B:22/D:60/L:867
			Drive Shaft	L	F				29	trans.type 77	AW-4626	A:25/B:22/D:60/L:593
1.5 D	42/57	10/97->09/00	Drive Shaft	L	F					- ABS	AW-4565	A:25/B:22/D:56,7/L:594
			Drive Shaft	R	F					- ABS; ->01/99; MD Generation 1; saloon; trans.type MA	AW-4621	A:21/B:22/D:56,4/L:860
			Drive Shaft	L	F				29		AW-4622	A:25/B:22/D:60/L:603
			Drive Shaft	L	F				29	trans.type 77	AW-4626	A:25/B:22/D:60/L:593
1.6 16V	80/109	09/00->08/05	Drive Shaft	L	F	MT				- ABS	AW-4565	A:25/B:22/D:56,7/L:594
			Drive Shaft	L	F	MT			29		AW-4622	A:25/B:22/D:60/L:603
			Drive Shaft	R	F				29		AW-4623	A:25/B:22/D:60/L:867
			Drive Shaft	L	F	MT			29	- ESP	AW-4626	A:25/B:22/D:60/L:593
			Drive Shaft	R	F						AW-4627	A:25/B:22/D:56,7/L:868
1.6 i	65/88	10/97->09/00	Drive Shaft	L	F	MT				- ABS	AW-4565	A:25/B:22/D:56,7/L:594
			Drive Shaft	L	F	MT			29		AW-4622	A:25/B:22/D:60/L:603
			Drive Shaft	R	F				29		AW-4623	A:25/B:22/D:60/L:867
			Drive Shaft	L	F	MT			29	05/98->; trans.type MA	AW-4626	A:25/B:22/D:60/L:593
			Drive Shaft	R	F						AW-4627	A:25/B:22/D:56,7/L:868
1.8 D	43/58	10/97->09/00	CV Joint		F	MT	*			- ABS	GS-3205	A:25/B:23/D:54,8/L:134,5
			CV Joint				*		29	+ ABS; brake sys. ABS: Bosch	GS-3213	A:25/B:23/D:54,8/L:134,5
			CV Joint		F	MT	*		29		GS-3640	A:25/B:34/D:55,7/L:134
			Drive Shaft	R	F	MT			29		AW-4330	A:25/B:24/D:55,7/L:868
			Drive Shaft	R	F	MT				- ABS	AW-4333	A:25/B:24/D:55,7/L:868
1.8 i	66/90	10/97->09/00	Drive Shaft	L	F	MT				- ABS	AW-4616	A:25/B:24/D:55,4/L:594
			CV Joint		F		*			- ABS	GS-3205	A:25/B:23/D:54,8/L:134,5
			CV Joint		F		*		29		GS-3640	A:25/B:34/D:55,7/L:134
			Drive Shaft	R	F				29		AW-4330	A:25/B:24/D:55,7/L:868
			Drive Shaft	R	F					- ABS	AW-4333	A:25/B:24/D:55,7/L:868
1.8 i 16V	81/110	10/97->09/00	Drive Shaft	L	F					- ABS	AW-4616	A:25/B:24/D:55,4/L:594
			CV Joint		F		*			- ABS	GS-3205	A:25/B:23/D:54,8/L:134,5
			CV Joint		F		*		29		GS-3640	A:25/B:34/D:55,7/L:134
			Drive Shaft	R	F				29		AW-4330	A:25/B:24/D:55,7/L:868
			Drive Shaft	R	F					- ABS	AW-4333	A:25/B:24/D:55,7/L:868
Drive Shaft	L	F					- ABS	AW-4616	A:25/B:24/D:55,4/L:594			

	kw/HP		Type	L/R	F/R	AT/MT			ABS			Technical Specification	
1.8 i Aut.	74/101	10/97->09/00	CV Joint		F			*		- ABS		GS-3205 A:25/B:23/D:54,8/L:134,5	
			CV Joint					*	29	+ ABS; brake sys. ABS: Bosch		GS-3213 A:25/B:23/D:54,8/L:134,5	
			CV Joint		F				*	29			GS-3640 A:25/B:34/D:55,7/L:134
			Drive Shaft	R	F						29		AW-4330 A:25/B:24/D:55,7/L:868
			Drive Shaft	R	F							- ABS	AW-4333 A:25/B:24/D:55,7/L:868
			Drive Shaft	L	F							- ABS	AW-4616 A:25/B:24/D:55,4/L:594
1.9 D	55/75	01/98->09/00	CV Joint		F	MT		*		- ABS		GS-3205 A:25/B:23/D:54,8/L:134,5	
			CV Joint		F	MT		*	29			GS-3640 A:25/B:34/D:55,7/L:134	
			Drive Shaft	R	F	MT					29		AW-4330 A:25/B:24/D:55,7/L:868
			Drive Shaft	R	F	MT						- ABS	AW-4333 A:25/B:24/D:55,7/L:868
1.9 D	51/70	07/98->08/05	Drive Shaft	L	F	MT				- ABS		AW-4616 A:25/B:24/D:55,4/L:594	
			CV Joint		F	MT		*		- ABS		GS-3205 A:25/B:23/D:54,8/L:134,5	
			CV Joint		F	MT		*	29				GS-3640 A:25/B:34/D:55,7/L:134
			CV Joint		F	MT		*	29				GS-3668 A:25/B:34/D:58,5/L:134
1.9 D	50/68	10/97->09/00	Drive Shaft	R	F	MT				29		AW-4330 A:25/B:24/D:55,7/L:868	
			Drive Shaft	R	F	MT					- ABS	AW-4333 A:25/B:24/D:55,7/L:868	
			Drive Shaft	L	F	MT						- ABS	AW-4616 A:25/B:24/D:55,4/L:594
			CV Joint		F	MT		*		- ABS			GS-3205 A:25/B:23/D:54,8/L:134,5
1.9 TD	66/90	10/97->09/00	CV Joint		F	MT		*		- ABS		GS-3205 A:25/B:23/D:54,8/L:134,5	
			CV Joint		F	MT		*	29				GS-3640 A:25/B:34/D:55,7/L:134
			Drive Shaft	R	F	MT					29		AW-4330 A:25/B:24/D:55,7/L:868
			Drive Shaft	R	F	MT						- ABS	AW-4333 A:25/B:24/D:55,7/L:868
			Drive Shaft	L	F	MT					29		AW-4615 A:25/B:24/D:55,4/L:594
			Drive Shaft	L	F	MT						- ABS	AW-4616 A:25/B:24/D:55,4/L:594
2.0 16V	97/132	07/98->09/00	CV Joint		F	MT		*	29			GS-3640 A:25/B:34/D:55,7/L:134	
			Drive Shaft	R	F	MT				29		AW-4330 A:25/B:24/D:55,7/L:868	
			Drive Shaft	L	F	MT					29		AW-4615 A:25/B:24/D:55,4/L:594
2.0 16V	100/136	09/00->08/05	CV Joint		F	MT		*	29			GS-3640 A:25/B:34/D:55,7/L:134	
			Drive Shaft	R	F	MT				29		AW-4330 A:25/B:24/D:55,7/L:868	
			Drive Shaft	L	F	MT					29		AW-4615 A:25/B:24/D:55,4/L:594
2.0 HDi 109	80/109	05/01->08/05	CV Joint		F	MT		*	29			GS-3640 A:25/B:34/D:55,7/L:134	
			Drive Shaft	R	F	MT				29		AW-4330 A:25/B:24/D:55,7/L:868	
			Drive Shaft	L	F	MT					29		AW-4615 A:25/B:24/D:55,4/L:594
2.0 HDi 90	66/90	02/99->08/05	CV Joint		F	MT		*	29			GS-3640 A:25/B:34/D:55,7/L:134	
			Drive Shaft	R	F	MT				29		AW-4330 A:25/B:24/D:55,7/L:868	
			Drive Shaft	L	F	MT					29		AW-4615 A:25/B:24/D:55,4/L:594
XSARA Coupe [N0] 													
1.4 HDi	50/68	01/03->03/05	CV Joint		F			*	29			GS-3640 A:25/B:34/D:55,7/L:134	
			CV Joint					*	29			GS-3668 A:25/B:34/D:58,5/L:134	
			Drive Shaft	R	F						29		AW-4330 A:25/B:24/D:55,7/L:868



KW/HP



Type

L/R

F/R

AT/MT











ABS



Technical Specification

Model	Power (KW/HP)	Year Range	Type	L/R	F/R	AT/MT	Steering	ABS	Technical Specification		
1.4 i	55/75	03/98->03/05	Drive Shaft	R	F				- ABS; --01/99; saloon; trans.type MA	AW-4621 A:21/B:22/D:56,4/L:860	
			Drive Shaft	L	F	MT		29		AW-4622 A:25/B:22/D:60/L:603	
			Drive Shaft	R	F			29		AW-4623 A:25/B:22/D:60/L:867	
			Drive Shaft	L	F			29	trans.type 77	AW-4626 A:25/B:22/D:60/L:593	
1.6 16V	80/109	09/00->03/05	Drive Shaft	L	F	MT			- ABS	AW-4565 A:25/B:22/D:56,7/L:594	
			Drive Shaft	L	F	MT		29		AW-4622 A:25/B:22/D:60/L:603	
			Drive Shaft	R	F			29		AW-4623 A:25/B:22/D:60/L:867	
			Drive Shaft	L	F	MT		29	- ESP; --10/04	AW-4626 A:25/B:22/D:60/L:593	
1.6 i	65/88	02/98->09/00	Drive Shaft	R	F					AW-4627 A:25/B:22/D:56,7/L:868	
			Drive Shaft	L	F	MT				- ABS	AW-4565 A:25/B:22/D:56,7/L:594
			Drive Shaft	L	F	MT		29			AW-4622 A:25/B:22/D:60/L:603
			Drive Shaft	R	F			29			AW-4623 A:25/B:22/D:60/L:867
1.8 i	66/90	02/98->09/00	Drive Shaft	L	F	MT				AW-4626 A:25/B:22/D:60/L:593	
			Drive Shaft	R	F			29			AW-4627 A:25/B:22/D:56,7/L:868
			CV Joint		F		*			- ABS	GS-3205 A:25/B:23/D:54,8/L:134,5
			CV Joint		F		*		29		GS-3640 A:25/B:34/D:55,7/L:134
1.8 i	74/101	02/98->09/00	Drive Shaft	R	F					AW-4330 A:25/B:24/D:55,7/L:868	
			Drive Shaft	R	F					- ABS	AW-4333 A:25/B:24/D:55,7/L:868
			Drive Shaft	L	F					- ABS	AW-4616 A:25/B:24/D:55,4/L:594
			CV Joint		F		*			- ABS	GS-3205 A:25/B:23/D:54,8/L:134,5
1.8 i	74/101	02/98->09/00	CV Joint		F		*			GS-3213 A:25/B:23/D:54,8/L:134,5	
			CV Joint		F		*		29	+ ABS; brake sys. ABS: Bosch	GS-3213 A:25/B:23/D:54,8/L:134,5
			CV Joint		F		*		29		GS-3640 A:25/B:34/D:55,7/L:134
			Drive Shaft	R	F			29			AW-4330 A:25/B:24/D:55,7/L:868
1.8 i 16V	81/110	02/98->09/00	Drive Shaft	R	F					AW-4333 A:25/B:24/D:55,7/L:868	
			Drive Shaft	R	F					- ABS	AW-4333 A:25/B:24/D:55,7/L:868
			Drive Shaft	L	F					- ABS	AW-4616 A:25/B:24/D:55,4/L:594
			CV Joint		F		*			- ABS	GS-3205 A:25/B:23/D:54,8/L:134,5
1.9 D	50/68	02/98->09/00	CV Joint		F	MT	*			GS-3640 A:25/B:34/D:55,7/L:134	
			CV Joint		F	MT	*		29		GS-3640 A:25/B:34/D:55,7/L:134
			Drive Shaft	R	F	MT		29			AW-4330 A:25/B:24/D:55,7/L:868
			Drive Shaft	R	F	MT				- ABS	AW-4333 A:25/B:24/D:55,7/L:868
1.9 D	51/70	02/99->03/05	Drive Shaft	L	F	MT				AW-4616 A:25/B:24/D:55,4/L:594	
			CV Joint		F	MT	*			- ABS	GS-3205 A:25/B:23/D:54,8/L:134,5
			CV Joint		F	MT	*		29		GS-3640 A:25/B:34/D:55,7/L:134
			CV Joint		F	MT	*		29		GS-3668 A:25/B:34/D:58,5/L:134
1.9 TD	66/90	02/98->09/00	Drive Shaft	R	F	MT				AW-4330 A:25/B:24/D:55,7/L:868	
			Drive Shaft	R	F	MT				- ABS	AW-4333 A:25/B:24/D:55,7/L:868
			Drive Shaft	L	F	MT				- ABS	AW-4616 A:25/B:24/D:55,4/L:594
			CV Joint		F	MT	*			- ABS	GS-3205 A:25/B:23/D:54,8/L:134,5
1.9 TD	66/90	02/98->09/00	CV Joint		F	MT	*			GS-3640 A:25/B:34/D:55,7/L:134	
			Drive Shaft	R	F	MT					AW-4330 A:25/B:24/D:55,7/L:868
			Drive Shaft	R	F	MT				- ABS	AW-4333 A:25/B:24/D:55,7/L:868
			Drive Shaft	L	F	MT				29	AW-4615 A:25/B:24/D:55,4/L:594
1.9 TD	66/90	02/98->09/00	Drive Shaft	L	F	MT				AW-4616 A:25/B:24/D:55,4/L:594	
			Drive Shaft	L	F	MT				- ABS	AW-4616 A:25/B:24/D:55,4/L:594

	KW/HP		Type	L/R	F/R	AT/MT			ABS			Technical Specification
2.0 16V	100/136	09/00->03/05	CV Joint		F	MT	*		29		GS-3640	A:25/B:34/D:55,7/L:134
			Drive Shaft	R	F	MT			29		AW-4330	A:25/B:24/D:55,7/L:868
			Drive Shaft	L	F	MT			29		AW-4615	A:25/B:24/D:55,4/L:594
2.0 HDi 109	80/109	05/01->03/05	CV Joint		F	MT	*		29		GS-3640	A:25/B:34/D:55,7/L:134
			Drive Shaft	R	F	MT			29		AW-4330	A:25/B:24/D:55,7/L:868
			Drive Shaft	L	F	MT			29		AW-4615	A:25/B:24/D:55,4/L:594
2.0 HDi 90	66/90	02/99->03/05	CV Joint		F	MT	*		29		GS-3640	A:25/B:34/D:55,7/L:134
			Drive Shaft	R	F	MT			29		AW-4330	A:25/B:24/D:55,7/L:868
			Drive Shaft	L	F	MT			29		AW-4615	A:25/B:24/D:55,4/L:594
2.0 i 16V	120/163	02/98->03/05	CV Joint				*		29	+ ABS; brake sys. ABS: Bosch	GS-3213	A:25/B:23/D:54,8/L:134,5
			CV Joint		F	MT	*		29		GS-3640	A:25/B:34/D:55,7/L:134
			Drive Shaft	R	F	MT			29		AW-4330	A:25/B:24/D:55,7/L:868
			Drive Shaft	L	F	MT			29		AW-4615	A:25/B:24/D:55,4/L:594
XSARA PICASSO (N68) 												
1.6	65/88	12/99->	CV Joint		F		*		29		GS-3640	A:25/B:34/D:55,7/L:134
			CV Joint				*		29		GS-3668	A:25/B:34/D:58,5/L:134
			CV Joint		F		*		48		GS-3989	A:25/B:34/D:58,5/L:134
			Drive Shaft	R	F				29		AW-4330	A:25/B:24/D:55,7/L:868
1.6	70/95	12/99->	CV Joint		F		*		29		GS-3640	A:25/B:34/D:55,7/L:134
			CV Joint				*		29		GS-3668	A:25/B:34/D:58,5/L:134
			CV Joint		F		*		48		GS-3989	A:25/B:34/D:58,5/L:134
			Drive Shaft	R	F				29		AW-4330	A:25/B:24/D:55,7/L:868
			Drive Shaft	R	F				29		AW-4623	A:25/B:22/D:60/L:867
1.6 16V	80/109	09/05->	CV Joint		F		*		29		GS-3640	A:25/B:34/D:55,7/L:134
			CV Joint				*		48		GS-3989	A:25/B:34/D:58,5/L:134
1.6 HDi	80/109	05/04->	CV Joint		F		*		29		GS-3640	A:25/B:34/D:55,7/L:134
			CV Joint				*		48		GS-3989	A:25/B:34/D:58,5/L:134
1.6 HDi	66/90	09/05->	CV Joint		F		*		29		GS-3640	A:25/B:34/D:55,7/L:134
			CV Joint				*		48		GS-3989	A:25/B:34/D:58,5/L:134
1.8 16V	85/115	02/00->	CV Joint		F	MT	*		- ABS		GS-3205	A:25/B:23/D:54,8/L:134,5
			CV Joint		F	MT	*		29		GS-3640	A:25/B:34/D:55,7/L:134
			CV Joint				*		29		GS-3668	A:25/B:34/D:58,5/L:134
			Drive Shaft	R	F	MT			29		AW-4330	A:25/B:24/D:55,7/L:868
			Drive Shaft	R	F	MT			- ABS		AW-4333	A:25/B:24/D:55,7/L:868
2.0 16V	100/136	01/03->	Drive Shaft	L	F	5MT			29	engine EW10J4; trans.type BE4R	AW-4330	A:25/B:24/D:55,7/L:868
			Drive Shaft	L	F	5MT			29	engine EW10J4; trans.type BE4R	AW-4615	A:25/B:24/D:55,4/L:594
2.0 HDi	66/90	12/99->	CV Joint		F		*		29	trans.type BE4R	GS-3640	A:25/B:34/D:55,7/L:134
			Drive Shaft	R	F				29	trans.type BE4R	AW-4330	A:25/B:24/D:55,7/L:868
			Drive Shaft	L	F				29	trans.type BE4R	AW-4615	A:25/B:24/D:55,4/L:594
ZX (N2) 												
1.4	55/75	03/91->06/97	Drive Shaft	L	F				29		AW-4622	A:25/B:22/D:60/L:603
1.4 i	55/75	03/91->06/97	Drive Shaft	L	F				29		AW-4622	A:25/B:22/D:60/L:603



KW/HP



Type

L/R

F/R

AT/MT









ABS



Technical Specification

	KW/HP		Type	L/R	F/R	AT/MT			ABS			Technical Specification	
1.6 i	65/88	03/91->06/97	CV Joint				*	48	+ ABS; brake sys. ABS:Bendix		GS-3216	A:25/B:23/D:54,8/L:134,5	
			CV Joint		F		*	29			GS-3640	A:25/B:34/D:55,7/L:134	
			Drive Shaft	R	F				29			AW-4330	A:25/B:24/D:55,7/L:868
1.8 D	44/60	06/93->06/97	CV Joint				*	29	+ ABS		GS-3213	A:25/B:23/D:54,8/L:134,5	
			CV Joint		F		*	29			GS-3640	A:25/B:34/D:55,7/L:134	
			Drive Shaft	R	F				29			AW-4330	A:25/B:24/D:55,7/L:868
1.8 i	74/101	07/92->06/97	CV Joint				*	29	+ ABS; brake sys. ABS: Bendix		GS-3213	A:25/B:23/D:54,8/L:134,5	
			CV Joint		F		*	29			GS-3640	A:25/B:34/D:55,7/L:134	
			Drive Shaft	R	F				29			AW-4330	A:25/B:24/D:55,7/L:868
1.8 i 16V	81/110	01/96->06/97	CV Joint				*	29	+ ABS		GS-3213	A:25/B:23/D:54,8/L:134,5	
			CV Joint		F		*	29			GS-3640	A:25/B:34/D:55,7/L:134	
			Drive Shaft	R	F				29			AW-4330	A:25/B:24/D:55,7/L:868
1.9 D	47/64	03/91->06/97	CV Joint				*	29	+ ABS; brake sys. ABS: Bendix		GS-3213	A:25/B:23/D:54,8/L:134,5	
			CV Joint		F		*	29			GS-3640	A:25/B:34/D:55,7/L:134	
			Drive Shaft	R	F				29			AW-4330	A:25/B:24/D:55,7/L:868
1.9 D	50/68	07/93->06/97	CV Joint				*	29	+ ABS; brake sys. ABS: Bendix		GS-3213	A:25/B:23/D:54,8/L:134,5	
			CV Joint		F		*	29			GS-3640	A:25/B:34/D:55,7/L:134	
			Drive Shaft	R	F				29			AW-4330	A:25/B:24/D:55,7/L:868
1.9 i	88/120	03/91->06/97	CV Joint				*		- ABS		GS-3205	A:25/B:23/D:54,8/L:134,5	
			CV Joint				*	29	+ ABS; brake sys. ABS: Bendix		GS-3213	A:25/B:23/D:54,8/L:134,5	
			CV Joint		F		*	29			GS-3640	A:25/B:34/D:55,7/L:134	
			Drive Shaft	R	F				29			AW-4330	A:25/B:24/D:55,7/L:868
			Drive Shaft	R	F							AW-4333	A:25/B:24/D:55,7/L:868
			CV Joint		F		*					GS-3205	A:25/B:23/D:54,8/L:134,5
1.9 TD	66/90	07/92->06/97	CV Joint				*	29	+ ABS; brake sys. ABS: Bendix		GS-3213	A:25/B:23/D:54,8/L:134,5	
			CV Joint		F		*	29			GS-3640	A:25/B:34/D:55,7/L:134	
			Drive Shaft	R	F				29			AW-4330	A:25/B:24/D:55,7/L:868
			Drive Shaft	R	F							AW-4333	A:25/B:24/D:55,7/L:868
			Drive Shaft	L	F				29			AW-4615	A:25/B:24/D:55,4/L:594
			Drive Shaft	L	F							AW-4616	A:25/B:24/D:55,4/L:594
2.0 i	89/121	07/92->06/97	CV Joint				*		- ABS		GS-3205	A:25/B:23/D:54,8/L:134,5	
			CV Joint				*	29	+ ABS; brake sys. ABS:bosch		GS-3213	A:25/B:23/D:54,8/L:134,5	
			CV Joint		F		*	29			GS-3640	A:25/B:34/D:55,7/L:134	
			Drive Shaft	R	F				29			AW-4330	A:25/B:24/D:55,7/L:868
			Drive Shaft	R	F							AW-4333	A:25/B:24/D:55,7/L:868
2.0 i 16V	120/163	05/96->06/97	CV Joint				*	29	+ ABS; brake sys. ABS: Bendix		GS-3213	A:25/B:23/D:54,8/L:134,5	
			CV Joint		F		*	29			GS-3640	A:25/B:34/D:55,7/L:134	
			Drive Shaft	R	F				29			AW-4330	A:25/B:24/D:55,7/L:868
			Drive Shaft	L	F				29			AW-4615	A:25/B:24/D:55,4/L:594
			CV Joint		F		*					GS-3205	A:25/B:23/D:54,8/L:134,5
2.0 i 16V	110/150	06/94->06/97	CV Joint				*	29	+ ABS; brake sys. ABS: Bendix		GS-3213	A:25/B:23/D:54,8/L:134,5	
			CV Joint		F		*	29			GS-3640	A:25/B:34/D:55,7/L:134	
			Drive Shaft	R	F				29			AW-4330	A:25/B:24/D:55,7/L:868
			Drive Shaft	R	F							AW-4333	A:25/B:24/D:55,7/L:868
			Drive Shaft	L	F				29			AW-4615	A:25/B:24/D:55,4/L:594
Drive Shaft	L	F							AW-4616	A:25/B:24/D:55,4/L:594			

		kW/HP			Type	L/R	F/R	AT/MT			ABS			Technical Specification	
2.0 i 16V	112/152	07/92->10/94	CV Joint		F			*			- ABS		GS-3205	A:25/B:23/D:54,8/L:134,5	
			CV Joint				*		29		+ ABS; brake sys. ABS: Bendix		GS-3213	A:25/B:23/D:54,8/L:134,5	
			CV Joint			F		*		29				GS-3640	A:25/B:34/D:55,7/L:134
			Drive Shaft			R	F			29				AW-4330	A:25/B:24/D:55,7/L:868
			Drive Shaft			R	F					- ABS		AW-4333	A:25/B:24/D:55,7/L:868
			Drive Shaft			L	F				29			AW-4615	A:25/B:24/D:55,4/L:594
			Drive Shaft			L	F					- ABS		AW-4616	A:25/B:24/D:55,4/L:594









ZX Break (N2)









1.6 i	65/88	10/93->10/97	CV Joint				*		48		+ ABS; brake sys. ABS: Bendix		GS-3216	A:25/B:23/D:54,8/L:134,5	
			CV Joint			F	*		29				GS-3640	A:25/B:34/D:55,7/L:134	
			Drive Shaft			R	F			29			AW-4330	A:25/B:24/D:55,7/L:868	
1.8 D	44/60	10/93->10/97	CV Joint				*		29		+ ABS		GS-3213	A:25/B:23/D:54,8/L:134,5	
			CV Joint			F	*		29				GS-3640	A:25/B:34/D:55,7/L:134	
			Drive Shaft			R	F			29			AW-4330	A:25/B:24/D:55,7/L:868	
1.8 i	74/101	10/93->10/97	CV Joint				*		29		+ ABS; brake sys. ABS: Bendix		GS-3213	A:25/B:23/D:54,8/L:134,5	
			CV Joint			F	*		29				GS-3640	A:25/B:34/D:55,7/L:134	
			Drive Shaft			R	F			29			AW-4330	A:25/B:24/D:55,7/L:868	
1.8 i 16V	81/110	01/96->02/98	CV Joint				*		29		+ ABS		GS-3213	A:25/B:23/D:54,8/L:134,5	
			CV Joint			F	*		29				GS-3640	A:25/B:34/D:55,7/L:134	
			Drive Shaft			R	F			29			AW-4330	A:25/B:24/D:55,7/L:868	
1.9 D	50/68	06/94->10/97	CV Joint				*		29		+ ABS; brake sys. ABS: Bendix		GS-3213	A:25/B:23/D:54,8/L:134,5	
			CV Joint			F	*		29				GS-3640	A:25/B:34/D:55,7/L:134	
			Drive Shaft			R	F			29			AW-4330	A:25/B:24/D:55,7/L:868	
1.9 D	47/64	10/93->10/97	CV Joint				*		29		+ ABS; brake sys. ABS: Bendix		GS-3213	A:25/B:23/D:54,8/L:134,5	
			CV Joint			F	*		29				GS-3640	A:25/B:34/D:55,7/L:134	
			Drive Shaft			R	F			29			AW-4330	A:25/B:24/D:55,7/L:868	
1.9 TD	66/90	10/93->10/97	CV Joint				F	*			- ABS		GS-3205	A:25/B:23/D:54,8/L:134,5	
			CV Joint				*		29		+ ABS; brake sys. ABS: Bendix		GS-3213	A:25/B:23/D:54,8/L:134,5	
			CV Joint			F	*		29				GS-3640	A:25/B:34/D:55,7/L:134	
			Drive Shaft			R	F			29			AW-4330	A:25/B:24/D:55,7/L:868	
			Drive Shaft			R	F					- ABS		AW-4333	A:25/B:24/D:55,7/L:868
			Drive Shaft			L	F				29			AW-4615	A:25/B:24/D:55,4/L:594
			Drive Shaft			L	F					- ABS		AW-4616	A:25/B:24/D:55,4/L:594

DACIA

LOGAN (LS)


1.2 16V	55/75	02/06->	Drive Shaft	L	F	5MT					Tripod Roller Diameter [mm]: 29,95		AW-4866	A:21/D:49/L:681
			Drive Shaft	R	F	5MT								AW-4867











	kw/HP		Type	L/R	F/R	AT/MT			ABS			Technical Specification			
1.2 16V LPG	55/75	02/06->	Drive Shaft	L	F	5MT				Tripod Roller Diameter [mm]: 29,95	AW-4866	A:21/D:49/L:681			
			Drive Shaft	R	F	5MT						AW-4867	A:21/B:23/D:49/L:763		
1.4 (LSOA, LSOC, LSOE, LSOG)	55/75	09/04->	Drive Shaft	L	F	5MT				Tripod Rotler Diameter [mm]: 29,95	AW-4866	A:21/D:49/L:681			
			Drive Shaft	R	F	5MT						AW-4867	A:21/B:23/D:49/L:763		
1.4 MPI LPG (LS0C)	55/75	02/06->	Drive Shaft	L	F	5MT				Tripod Roller Diameter [mm]: 29,95	AW-4866	A:21/D:49/L:681			
			Drive Shaft	R	F	5MT						AW-4867	A:21/B:23/D:49/L:763		
1.5 dCi (LS04)	65/88	05/10->	Drive Shaft	R	F	5MT			-->12/10		AW-4865	A:23/B:26/D:49/L:897			
1.5 dCi (LS04)	55/75	05/10->	Drive Shaft	R	F	5MT			-->12/10		AW-4865	A:23/B:26/D:49/L:897			
1.5 dCi (LS0J, LS0Y)	48/65	09/05->	Drive Shaft	L	F	5MT				-->10/09		AW-4864	A:23/B:26/D:49/L:649		
			Drive Shaft	R	F	5MT				-->10/09		AW-4865	A:23/B:26/D:49/L:897		
1.5 dCi (LS0K)	50/68	01/06->	Drive Shaft	R	F	MT				-->12/12		AW-4874	A:23/B:23/D:49/L:755		
			CV Joint		F		*			MD B50K; MD L50K		GS-3926	A:23/B:30/D:49/L:145		
			Drive Shaft	L	F	5MT					-->10/09		AW-4864	A:23/B:26/D:49/L:649	
			Drive Shaft	R	F	5MT					-->12/10		AW-4865	A:23/B:26/D:49/L:897	
1.5 dCi (LS0W)	63/86	09/07->	CV Joint		F		*			MD B50K; MD L50K		GS-3926	A:23/B:30/D:49/L:145		
			Drive Shaft	R	F	5MT				-->12/10; 10/09->		AW-4865	A:23/B:26/D:49/L:897		
1.6 (LSOB, LSOD, LSOE, LSOH)	64/87	09/04->	Drive Shaft	L	F	5MT				Tripod Roller Diameter [mm]: 29,95; -->07/14		AW-4866	A:21/D:49/L:681		
			Drive Shaft	R	F	5MT						AW-4867	A:21/B:23/D:49/L:763		
1.6 16V (LS0M)	77/105	02/06->	Drive Shaft	R	F	MT			-->12/12		AW-4874	A:23/B:23/D:49/L:755			
1.6 Bifuel	62/84	05/10->	Drive Shaft	L	F	5MT				Tripod Rotler Diameter [mm]: 29,95; -->07/14		AW-4866	A:21/D:49/L:681		
			Drive Shaft	R	F	5MT				-->03/14		AW-4867	A:21/B:23/D:49/L:763		
1.6 MPI 85	62/84	05/10->	Drive Shaft	L	F	4AT; 5MT				Tripod Roller Diameter [mm]: 29,95		AW-4866	A:21/D:49/L:681		
			Drive Shaft	R	F	4AT; 5MT						AW-4867	A:21/B:23/D:49/L:763		
LOGAN EXPRESS (FS_) 															
1.4	55/75	03/09->	Drive Shaft	L	F	5MT				-->12/10		AW-4864	A:23/B:26/D:49/L:649		
			Drive Shaft	R	F	5MT				-->12/10		AW-4865	A:23/B:26/D:49/L:897		
1.5 dCi	55/75	05/10->	Drive Shaft	L	F	5MT				-->12/10		AW-4864	A:23/B:26/D:49/L:649		
			Drive Shaft	R	F	5MT				- ABS; -->12/10		AW-4865	A:23/B:26/D:49/L:897		
1.5 dCi	65/88	05/10->	Drive Shaft	L	F	5MT				-->12/10		AW-4864	A:23/B:26/D:49/L:649		
			Drive Shaft	R	F	5MT				- ABS; -->12/10		AW-4865	A:23/B:26/D:49/L:897		
1.5 dCi (FS0K)	50/68	03/09->	Drive Shaft	L	F	5MT				-->12/10		AW-4864	A:23/B:26/D:49/L:649		
			Drive Shaft	R	F	5MT				- ABS; + ABS; -->12/10		AW-4865	A:23/B:26/D:49/L:897		
1.5 dCi (FS0W)	63/86	03/09->	Drive Shaft	L	F	5MT				-->12/10		AW-4864	A:23/B:26/D:49/L:649		
			Drive Shaft	R	F					- ABS; + ABS; -->12/10		AW-4865	A:23/B:26/D:49/L:897		
1.6	64/87	03/09->	Drive Shaft	L	F	5MT				-->12/10		AW-4864	A:23/B:26/D:49/L:649		
			Drive Shaft	R	F	5MT				- ABS; -->12/10		AW-4865	A:23/B:26/D:49/L:897		
1.6 MPI 85	62/84	05/10->	Drive Shaft	L	F	5MT				-->12/10		AW-4864	A:23/B:26/D:49/L:649		
			Drive Shaft	R	F	5MT				+ ABS; -->12/10		AW-4865	A:23/B:26/D:49/L:897		
LOGAN MCV (KS_) 															
1.4	55/75	02/07->	CV Joint		F		*			MD FS0A; MD FS0E		GS-3926	A:23/B:30/D:49/L:145		
			Drive Shaft	L	F						MD FS0A; MD FS0E		AW-4864	A:23/B:26/D:49/L:649	
			Drive Shaft	R	F							MD FS0A; MD FS0E		AW-4865	A:23/B:26/D:49/L:897
			Drive Shaft	R	F						-->12/12		AW-4874	A:23/B:23/D:49/L:755	














	kw/HP		Type	L/R	F/R	AT/MT			ABS			Technical Specification
1.5 dCi (KS0K)	50/68	02/07->	CV Joint		F				*	MD FS0J; MD FS0K; MD KS0J; MD KS0K	GS-3926	A:23/B:30/D:49/L:145
			Drive Shaft	L	F					MD FS0J; MD FS0K; MD KS0J; MD KS0K	AW-4864	A:23/B:26/D:49/L:649
			Drive Shaft	R	F					MD FS0J; MD FS0K; MD KS0J; MD KS0K	AW-4865	A:23/B:26/D:49/L:897
			Drive Shaft	L	F	MT					Tripod Roller Diameter [mm]: 29,95; - ABS	AW-4873
1.5 dCi (KS0W)	63/86	09/07->	CV Joint		F				*	MD FS0J; MD FS0K; MD KS0J; MD KS0K	GS-3926	A:23/B:30/D:49/L:145
			Drive Shaft	L	F					MD FS0J; MD FS0K; MD KS0J; MD KS0K	AW-4864	A:23/B:26/D:49/L:649
			Drive Shaft	R	F					MD FS0J; MD FS0K; MD KS0J; MD KS0K	AW-4865	A:23/B:26/D:49/L:897
1.6	64/87	02/07->	CV Joint		F				*	MD FS0B; MD FS0F; MD KS0B; MD KS0F	GS-3926	A:23/B:30/D:49/L:145
			Drive Shaft	L	F					MD FS0B; MD FS0F; MD KS0B; MD KS0F	AW-4864	A:23/B:26/D:49/L:649
			Drive Shaft	R	F					MD FS0B; MD FS0F; MD KS0B; MD KS0F	AW-4865	A:23/B:26/D:49/L:897
			Drive Shaft	R	F					--06/13; MD KS0D/KS0F	AW-4874	A:23/B:23/D:49/L:755
1.6 16V	77/105	02/07->	CV Joint		F				*	MD KS0M; MD KS0P	GS-3926	A:23/B:30/D:49/L:145
			Drive Shaft	L	F					MD KS0M; MD KS0P	AW-4864	A:23/B:26/D:49/L:649
			Drive Shaft	R	F					MD KS0M; MD KS0P	AW-4865	A:23/B:26/D:49/L:897
1.6 Bifuel	64/87	11/08->	Drive Shaft	R	F				--06/13	AW-4874	A:23/B:23/D:49/L:755	
1.6 MPI 85	62/84	05/10->	Drive Shaft	R	F				--06/13	AW-4874	A:23/B:23/D:49/L:755	
SANDERO 												
1.2 16V	55/75	11/08->	Drive Shaft	L	F					Tripod Roller Diameter [mm]: 29,95; MD BS01; MD BS02; MD BS1N	AW-4866	A:21/D:49/L:681
1.2 16V LPG	55/75	11/08->	Drive Shaft	L	F					Tripod Roller Diameter [mm]: 29,95; MD BS01; MD BS02; MD BS1N	AW-4866	A:21/D:49/L:681
1.4	55/75	06/08->	Drive Shaft	L	F					Tripod Roller Diameter [mm]: 29,95; - ABS; + ABS; MD BS0A; MD BS0C; MD BS0E; MD BS0G; MD BS12; MD BS1F	AW-4866	A:21/D:49/L:681
1.4 MPI LPG	53/72	01/09->	Drive Shaft	L	F					Tripod Roller Diameter [mm]: 29,95; - ABS; + ABS; MD BS0A; MD BS0C; MD BS0E; MD BS0G; MD BS12; MD BS1F	AW-4866	A:21/D:49/L:681
1.5 dCi	50/68	11/08->	Drive Shaft	L	F					Tripod Roller Diameter [mm]: 29,95; - ABS	AW-4873	A:23/D:49/L:681
1.6 16V	77/105	07/11->	Drive Shaft	R	F	MT				--12/12; MD BS0V/BS1V	AW-4874	A:23/B:23/D:49/L:755
SANDERO II 												
1.5 dCi	66/90	10/12->	CV Joint		F				*		GS-3926	A:23/B:30/D:49/L:145

DAEWOO

CIELO

1.5	66/90	06/94->07/98	CV Joint						*		GS-3563	A:34/B:22/D:35/L:138
CIELO (KLETN) 												
1.5	52/71	02/95->08/97	CV Joint		F				*		GS-3560	A:22/B:29/D:52/L:157,5
1.5	55/75	02/95->08/97	CV Joint		F				*		GS-3560	A:22/B:29/D:52/L:157,5
			CV Joint					*		GS-3563	A:34/B:22/D:35/L:138	
1.5	44/60	08/96->08/97	CV Joint		F				*		GS-3560	A:22/B:29/D:52/L:157,5
1.5 16V	66/90	02/95->08/97	CV Joint		F				*		GS-3560	A:22/B:29/D:52/L:157,5

											Technical Specification
CIELO Saloon (KLETN)											
1.5	52/71	02/95->08/97	CV Joint		F		*		GS-3560		A:22/B:29/D:52/L:157,5
1.5	55/75	02/95->08/97	CV Joint		F		*		GS-3560		A:22/B:29/D:52/L:157,5
			CV Joint				*		GS-3563		A:34/B:22/D:35/L:138
1.5	44/60	08/96->08/97	CV Joint		F		*		GS-3560		A:22/B:29/D:52/L:157,5
1.5 16V	66/90	02/95->08/97	CV Joint		F		*		GS-3560		A:22/B:29/D:52/L:157,5
ESPERO (KLEJ)											
1.5 16V	66/90	02/95->06/99	CV Joint		F		*	- ABS	GS-3557		A:33/B:29/D:52/L:158,5
			CV Joint		F		*	47 + ABS	GS-3558		A:33/B:29/D:52/L:171,5
1.5 16V	65/88	10/93->09/94	CV Joint		F		*		GS-3557		A:33/B:29/D:52/L:158,5
1.8	66/90	02/95->09/99	CV Joint		F		*	- ABS	GS-3557		A:33/B:29/D:52/L:158,5
			CV Joint		F	MT	*	47 + ABS	GS-3558		A:33/B:29/D:52/L:171,5
1.8	70/95	02/95->06/99	CV Joint		F		*	- ABS	GS-3557		A:33/B:29/D:52/L:158,5
			CV Joint		F	MT	*	47 + ABS	GS-3558		A:33/B:29/D:52/L:171,5
			CV Joint		F		*	- ABS	GS-3557		A:33/B:29/D:52/L:158,5
2.0	77/105	02/95->06/99	CV Joint		F	MT	*	47 + ABS	GS-3558		A:33/B:29/D:52/L:171,5
			CV Joint			AT; MT	*		GS-3561		A:34/B:29/D:35/L:181
2.0	81/110	10/93->09/94	CV Joint		F		*		GS-3557		A:33/B:29/D:52/L:158,5
EVANDA (KLAL)											
2.0	96/131	08/02->	CV Joint	L; R	F		*	->12/04	GS-3939		A:28/B:32/D:55,5/L:160
KALOS (KLAS)											
1.2	53/72	04/03->	CV Joint		F		*	47	GS-3946		A:22/B:19/D:52/L:148,5
			CV Joint				*		GS-4815		A:22/B:19/D:35/L:128,5
1.4	61/83	09/02->	CV Joint				*		GS-3931		A:22/B:22/D:52/L:150
			CV Joint		F		*	47	GS-3932		A:22/B:22/D:52/L:150
1.4 16V	69/94	04/03->	CV Joint				*		GS-3931		A:22/B:22/D:52/L:150
			CV Joint		F		*	47	GS-3932		A:22/B:22/D:52/L:150
KALOS Saloon (KLAS)											
1.4	69/94	05/03->12/04	CV Joint		F		*	47	GS-3932		A:22/B:22/D:52/L:150
1.4	61/83	11/02->12/04	CV Joint		F		*	47	GS-3932		A:22/B:22/D:52/L:150
KONDOR (KLAV)											
2.0 16V	98/133	06/97->12/02	CV Joint			MT	*	47 + ABS	GS-3703		A:33/B:29/D:52/L:158,5
2.0 16V	93/126	07/00->04/04	CV Joint				*	47	GS-3703		A:33/B:29/D:52/L:158,5
LACETTI Hatchback (KLAN)											
1.4	70/95	02/04->	CV Joint				*	47 + ABS	GS-3947		A:33/B:22/D:52/L:148,5
1.6	80/109	02/04->	CV Joint				*	47 + ABS	GS-3947		A:33/B:22/D:52/L:148,5
1.8	90/122	02/04->	CV Joint				*	47 + ABS	GS-3947		A:33/B:22/D:52/L:148,5
LANOS / SENS (KLAT)											
			CV Joint				*		GS-3563		A:34/B:22/D:35/L:138
1.4	55/75	05/97->	CV Joint		F		*	47 + ABS	GS-3704		A:22/B:29/D:52/L:158,5
			CV Joint		F		*	- ABS	GS-3705		A:22/B:29/D:52/L:158,5

	kw/HP		Type	L/R	F/R	AT/MT			ABS			Technical Specification	
1.5	63/86	05/97->	CV Joint						*		GS-3563	A:34/B:22/D:35/L:138	
			CV Joint	F				*	47	+ABS	GS-3704	A:22/B:29/D:52/L:158,5	
			CV Joint	F				*		-ABS	GS-3705	A:22/B:29/D:52/L:158,5	
			CV Joint					*	47		GS-3706	A:22/B:22/D:52/L:152	
1.6 16V	78/106	05/97->	CV Joint	F				*	-ABS	GS-3557	A:33/B:29/D:52/L:158,5		
			CV Joint					*		GS-3563	A:34/B:22/D:35/L:138		
			CV Joint					*	47	+ABS	GS-3703	A:33/B:29/D:52/L:158,5	
Lanos / Sens Saloon (KLAT) 													
1.4 Lanos / Sens	55/75	05/97->	CV Joint						*		GS-3563	A:34/B:22/D:35/L:138	
			CV Joint	F				*	47	+ABS	GS-3704	A:22/B:29/D:52/L:158,5	
			CV Joint	F				*		-ABS	GS-3705	A:22/B:29/D:52/L:158,5	
1.5	63/86	05/97->	CV Joint						*		GS-3563	A:34/B:22/D:35/L:138	
			CV Joint	F				*	47	+ABS	GS-3704	A:22/B:29/D:52/L:158,5	
			CV Joint	F				*		-ABS	GS-3705	A:22/B:29/D:52/L:158,5	
			CV Joint					*	47		GS-3706	A:22/B:22/D:52/L:152	
1.6 16V	78/106	05/97->	CV Joint	F				*	-ABS	GS-3557	A:33/B:29/D:52/L:158,5		
			CV Joint					*		GS-3563	A:34/B:22/D:35/L:138		
			CV Joint					*	47	+ABS	GS-3703	A:33/B:29/D:52/L:158,5	
MATIZ (KLYA) 													
0.8	38/52	09/98->	CV Joint	F				*	40		GS-3733	A:23/B:19/D:46/L:148,5	
			Drive Shaft	R	F					-ABS	AW-4674	A:23/B:22/D:46/L:785	
			Drive Shaft	L	F						-ABS	AW-4675	A:23/B:22/D:46/L:616
			Drive Shaft	L	F						40	AW-4676	A:23/B:22/D:46/L:616
NUBIRA Saloon (KLAJ) 													
1.6 16V	78/106	05/97->	CV Joint	F				*		GS-3557	A:33/B:29/D:52/L:158,5		
1.6 16V	76/103	07/00->	CV Joint	F				*		GS-3557	A:33/B:29/D:52/L:158,5		
2.0 16V	98/133	05/97->	CV Joint	F				*		GS-3557	A:33/B:29/D:52/L:158,5		
2.0 16V	93/126	12/00->	CV Joint	F				*		GS-3557	A:33/B:29/D:52/L:158,5		
NUBIRA Saloon (KLAN) 													
1.6	80/109	07/03->	CV Joint					*	47	+ABS	GS-3947	A:33/B:22/D:52/L:148,5	
1.8	90/122	07/03->	CV Joint					*	47	+ABS	GS-3947	A:33/B:22/D:52/L:148,5	
NUBIRA Wagon (KLAN) 													
1.6	80/109	07/03->	CV Joint					*	47	+ABS	GS-3947	A:33/B:22/D:52/L:148,5	
1.8	90/122	07/03->	CV Joint					*	47	+ABS	GS-3947	A:33/B:22/D:52/L:148,5	
ORION (KLAJ) 													
1.6 16V	78/106	05/97->	CV Joint	F				*		GS-3557	A:33/B:29/D:52/L:158,5		
2.0 16V	98/133	05/97->	CV Joint	F				*		GS-3557	A:33/B:29/D:52/L:158,5		
ORION Estate (KLAJ) 													
1.6 16V	78/106	05/97->	CV Joint	F				*		GS-3557	A:33/B:29/D:52/L:158,5		
1.6 16V	66/90	06/97->	CV Joint	F				*		GS-3557	A:33/B:29/D:52/L:158,5		
1.6 16V	76/103	12/00->	CV Joint	F				*		GS-3557	A:33/B:29/D:52/L:158,5		
2.0 16V	98/133	05/97->	CV Joint	F				*		GS-3557	A:33/B:29/D:52/L:158,5		
2.0 16V	93/126	12/00->	CV Joint	F				*		GS-3557	A:33/B:29/D:52/L:158,5		



kW/HP



Type

L/R F/R

AT/MT



ABS



Technical Specification

REZZO [KLAU]

2.0	94/128	09/00->	CV Joint	F	MT	*	47	ch.750474->	GS-3819	A:33/B:32/D:52/L:161,5
2.0	89/121	09/01->	CV Joint	F	MT	*	47	ch.750474->	GS-3819	A:33/B:32/D:52/L:161,5

FIAT

500 [312]











1.2	51/69	10/07->	CV Joint	F		*			GS-3968	A:22/B:20/D:47/L:130
1.2 LPG	51/69	12/10->	CV Joint	F		*			GS-3968	A:22/B:20/D:47/L:130










BARCETTA [183]










1.8 16V	96/130	04/95->05/05	CV Joint	F		*	44	+ ABS; -> VET # 20897	GS-3107	A:25/B:25/D:52/L:143	
			CV Joint	F		*		- ABS; -> VET # 20897	GS-3232	A:25/B:25/D:52/L:143	
			CV Joint	F		*				GS-3233	B:25/D2:100/L:32
			CV Joint	F		*	44	+ ABS; -> VET # 43319; VET # 20898->		GS-3389	A:25/B:25/D:52/L:143
			CV Joint	F		*		+ ABS; VET # 43320->		GS-3394	A:25/B:25/D:51/L:143








BRAVA [182]

1.2 16V 80	59/80	10/00->10/01	CV Joint	F		*			GS-3228	A:22/B:20/D:46,8/L:127,5	
			CV Joint	F		*			GS-3707	A:22/B:20/D:51/L:131	
1.2 16V 80	60/82	12/98->12/02	CV Joint	F		*			GS-3228	A:22/B:20/D:46,8/L:127,5	
			CV Joint	F		*			GS-3707	A:22/B:20/D:51/L:131	
1.4 [182.BG]	55/75	10/95->10/01	CV Joint	F		*		->12/98	GS-3228	A:22/B:20/D:46,8/L:127,5	
1.4 12 V [182.BA]	59/80	10/95->08/98	CV Joint	F		*			GS-3228	A:22/B:20/D:46,8/L:127,5	
1.6 16V [182.BB]	76/103	02/96->10/01	CV Joint	F	AT	*		->12/98; MD 1V 182 Brava	GS-3239	A:22/B:22/D:46,8/L:127,5	
1.6 16V [182.BH]	66/90	10/95->10/01	CV Joint	F	AT	*		->12/98; MD 1V 182 Brava	GS-3239	A:22/B:22/D:46,8/L:127,5	
			CV Joint	F		*	44	->12/98; MD 1V 182 Brava	GS-3107	A:25/B:25/D:52/L:143	
			CV Joint	F		*		- ABS; ->12/98; MD 1V 182 Brava		GS-3232	A:25/B:25/D:52/L:143
			CV Joint	F		*				GS-3233	B:25/D2:100/L:32
1.8 GT 16V [182.BC]	83/113	10/95->10/01	CV Joint	F		*		01/98->; MD 1M 182 Brava G.98	GS-3394	A:25/B:25/D:51/L:143	
			CV Joint	F		*			GS-3228	A:22/B:20/D:46,8/L:127,5	
1.9 D	48/65	10/95->10/01	CV Joint	F		*			GS-3233	B:25/D2:100/L:32	
			CV Joint	F		*			GS-3394	A:25/B:25/D:51/L:143	
1.9 JTD	74/100	09/00->10/01	CV Joint	F		*		-> VET # 5007495	GS-3232	A:25/B:25/D:52/L:143	
			CV Joint	F		*		VET # 5007496->	GS-3233	B:25/D2:100/L:32	
			CV Joint	F		*		VET # 5007496->	GS-3394	A:25/B:25/D:51/L:143	
1.9 JTD 105	77/105	12/98->10/01	CV Joint	F		*		01/98->; MD 1M 182 Brava G.98	GS-3232	A:25/B:25/D:52/L:143	
			CV Joint	F		*		MD 1V 182 Brava	GS-3233	B:25/D2:100/L:32	
			CV Joint	F		*	44	->12/98; MD 1V 182 Brava	GS-3389	A:25/B:25/D:52/L:143	

	kW/HP		Type	L/R	F/R	AT/MT			ABS			Technical Specification	
1.9 TD 75 S (182.BF)	55/75	03/96->10/01	CV Joint		F		*		01/98->; MD 1M 182 Brava G.98		GS-3232	A:25/B:25/D:52/L:143	
			CV Joint		F		*		-->12/98; MD 1U 182 Brava		GS-3233	B:25/D2:100/L:32	
			CV Joint		F		*	44		-->12/98; MD 1U 182 Brava		GS-3389	A:25/B:25/D:52/L:143
BRAVO I (182) 													
1.2 16V 80	59/80	10/00->10/01	CV Joint		F		*				GS-3228	A:22/B:20/D:46,8/L:127,5	
			CV Joint				*				GS-3707	A:22/B:20/D:51/L:131	
1.2 16V 80	60/82	12/98->10/00	CV Joint		F		*				GS-3228	A:22/B:20/D:46,8/L:127,5	
			CV Joint				*				GS-3707	A:22/B:20/D:51/L:131	
1.4 (182.AA)	59/80	10/95->10/01	CV Joint		F		*		-->12/98		GS-3228	A:22/B:20/D:46,8/L:127,5	
1.4 (182.AG)	55/75	10/95->10/01	CV Joint		F		*		-->12/98		GS-3228	A:22/B:20/D:46,8/L:127,5	
1.6 16V (182.AB)	76/103	03/96->10/01	CV Joint		F	AT	*		-->12/98; MD 1U 182 Bravo		GS-3239	A:22/B:22/D:46,8/L:127,5	
			CV Joint		F		*	44	-->12/98; MD 1U 182 Bravo		GS-3107	A:25/B:25/D:52/L:143	
			CV Joint		F		*			- ABS; -->12/98; MD 1U 182 Bravo		GS-3232	A:25/B:25/D:52/L:143
1.8 GT (182.AC)	83/113	10/95->10/01	CV Joint		F		*		MD 1L 182 Bravo G.98; MD 1U 182 Bravo		GS-3233	B:25/D2:100/L:32	
			CV Joint		F		*			01/98->; MD 1L 182 Bravo G.98		GS-3394	A:25/B:25/D:51/L:143
			CV Joint		F		*					GS-3228	A:22/B:20/D:46,8/L:127,5
1.9 D	48/65	10/95->10/01	CV Joint		F		*				GS-3233	B:25/D2:100/L:32	
			CV Joint		F		*				GS-3394	A:25/B:25/D:51/L:143	
1.9 JTD	74/100	09/00->10/01	CV Joint		F		*				GS-3232	A:25/B:25/D:52/L:143	
			CV Joint		F		*				GS-3394	A:25/B:25/D:51/L:143	
1.9 JTD 105	77/105	12/98->10/01	CV Joint		F		*		--> VET # 5007495		GS-3232	A:25/B:25/D:52/L:143	
			CV Joint		F		*		VET # 5007496->		GS-3233	B:25/D2:100/L:32	
			CV Joint		F		*			VET # 5007496->		GS-3394	A:25/B:25/D:51/L:143
1.9 TD 100 S (182.AF)	74/100	03/96->10/01	CV Joint		F		*		01/98->; MD 1L 182 Bravo G.98		GS-3232	A:25/B:25/D:52/L:143	
			CV Joint		F		*			-->12/98; MD 1U 182 Bravo		GS-3233	B:25/D2:100/L:32
			CV Joint		F		*	44		-->12/98; MD 1U 182 Bravo		GS-3389	A:25/B:25/D:52/L:143
1.9 TD 75 S (182.AF)	55/75	03/96->10/01	CV Joint		F		*		01/98->; MD 1L 182 Bravo G.98		GS-3232	A:25/B:25/D:52/L:143	
			CV Joint		F		*			-->12/98; MD 1U 182 Bravo		GS-3233	B:25/D2:100/L:32
			CV Joint		F		*	44		-->12/98; MD 1U 182 Bravo		GS-3389	A:25/B:25/D:52/L:143
2.0 HGT 20V (182.AD)	108/147	10/95->07/98	CV Joint		F		*				GS-3233	B:25/D2:100/L:32	
2.0 HGT 20V (182.AQ)	113/154	07/98->10/01	CV Joint		F		*				GS-3232	A:25/B:25/D:52/L:143	
			CV Joint		F		*				GS-3233	B:25/D2:100/L:32	
BRAVO II (198) 													
1.9 D Multijet	110/150	04/07->	CV Joint		F		*				GS-3774	A:25/B:26/D:59/L:147	
CAMPAGNOLA 													
2.0	59/80	06/74->10/89	CV Joint				*	*			GS-3227	B:25/D2:100/L:32	
COUPE (FA/175) 													
1.8 16V	96/131	03/96->08/00	CV Joint		F		*				GS-3233	B:25/D2:100/L:32	
			CV Joint		F		*	44			GS-3389	A:25/B:25/D:52/L:143	
2.0 16V	102/139	11/93->08/96	CV Joint				*		+ ABS		GS-3227	B:25/D2:100/L:32	
			CV Joint		F		*		number of teeth, ABS ring 44		GS-3233	B:25/D2:100/L:32	
			CV Joint		F		*	44				GS-3389	A:25/B:25/D:52/L:143
2.0 16V Turbo	140/190	11/93->08/96	CV Joint				*		+ ABS		GS-3227	B:25/D2:100/L:32	
			CV Joint		F		*				GS-3233	B:25/D2:100/L:32	
2.0 20V	113/154	04/98->08/00	CV Joint		F		*				GS-3233	B:25/D2:100/L:32	
			CV Joint		F		*	44			GS-3389	A:25/B:25/D:52/L:143	

		Type	L/R	F/R	AT/MT			ABS			Technical Specification
2.0 20V	108/147	08/96->04/98	CV Joint		F			*		GS-3233	B:25/D2:100/L:32
			CV Joint		F		*	44		GS-3389	A:25/B:25/D:52/L:143
2.0 20V Turbo	162/220	08/96->08/00	CV Joint				*	+ ABS		GS-3227	B:25/D2:100/L:32
CROMA (154) 											
1600	61/83	12/85->12/90	CV Joint					*		GS-3227	B:25/D2:100/L:32
1900 Turbo D i.d.	69/94	11/92->12/96	CV Joint		F			*		GS-3130	B:25/D2:100/L:32
			CV Joint					*		GS-3227	B:25/D2:100/L:32
1900 Turbo D i.d. (154.LL, 154.PL)	66/90	05/89->10/92	CV Joint	L	F	AT		*		GS-3130	B:25/D2:100/L:32
			CV Joint					*		GS-3227	B:25/D2:100/L:32
2000 CHT	74/100	01/91->09/92	CV Joint					*		GS-3227	B:25/D2:100/L:32
2000 CHT (154.AC)	66/90	12/85->02/89	CV Joint					*		GS-3227	B:25/D2:100/L:32
			CV Joint		F	AT		*		GS-3130	B:25/D2:100/L:32
2000 i.e. (154.AD)	88/120	03/87->09/92	CV Joint					*		GS-3227	B:25/D2:100/L:32
			CV Joint		F			*	- ABS	GS-3232	A:25/B:25/D:52/L:143
			CV Joint		F	AT		*		GS-3130	B:25/D2:100/L:32
2000 i.e. (154.AM)	83/113	03/86->09/90	CV Joint		F			*		GS-3232	A:25/B:25/D:52/L:143
			CV Joint		F			*	- ABS	GS-3232	A:25/B:25/D:52/L:143
			CV Joint		F	AT; MT		*	12/92->	GS-3130	B:25/D2:100/L:32
2000 i.e. (154.AM, 154.LM)	85/116	10/87->08/96	CV Joint		F			*		GS-3227	B:25/D2:100/L:32
			CV Joint		F			*	- ABS; -->11/92	GS-3232	A:25/B:25/D:52/L:143
			CV Joint		F	AT		*		GS-3130	B:25/D2:100/L:32
2000 i.e. Turbo	111/151	11/86->11/88	CV Joint					*		GS-3227	B:25/D2:100/L:32
			CV Joint		F	AT		*		GS-3130	B:25/D2:100/L:32
			CV Joint		F			*	- ABS	GS-3232	A:25/B:25/D:52/L:143
2000 i.e. Turbo (154.AM)	114/155	12/85->06/90	CV Joint					*		GS-3227	B:25/D2:100/L:32
			CV Joint		F	AT; MT		*	12/92->	GS-3130	B:25/D2:100/L:32
			CV Joint		F			*	- ABS; -->11/92	GS-3232	A:25/B:25/D:52/L:143
2000 i.e. Turbo (154.AM, 154.LM)	110/150	06/87->08/96	CV Joint					*		GS-3227	B:25/D2:100/L:32
			CV Joint		F			*	- ABS; -->11/92	GS-3232	A:25/B:25/D:52/L:143
2500 D	55/75	12/85->12/89	CV Joint					*		GS-3227	B:25/D2:100/L:32
2500 TD (154.AE)	74/101	12/85->08/89	CV Joint					*		GS-3227	B:25/D2:100/L:32
2500 TD (154.LL, 154.PL)	85/115	05/89->08/96	CV Joint		F			*		GS-3130	B:25/D2:100/L:32
			CV Joint					*		GS-3227	B:25/D2:100/L:32
2500 TDE	77/105	12/91->08/96	CV Joint	L	F	AT		*		GS-3130	B:25/D2:100/L:32
2500 V6	119/162	06/93->08/96	CV Joint		F			*		GS-3130	B:25/D2:100/L:32
			CV Joint					*		GS-3227	B:25/D2:100/L:32
CROMA (194) 											
1.8 16V	103/140	12/05->	CV Joint		F			*	-->ch.2067688	GS-3900	A:30/B:25/D:52,5/L:167
2.2 16V	108/147	06/05->	CV Joint		F			*	-->ch.2067688	GS-3900	A:30/B:25/D:52,5/L:167
DOBLO Cargo (223) 											
1.2 (223ZXA1A)	48/65	03/01->	CV Joint		F			*		GS-3856	A:22/B:22/D:51/L:146,5
			CV Joint		F			*		GS-3902	A:25/B:24/D:51/L:152
1.3 D Multijet	55/75	10/05->01/10	Drive Shaft	L	F				-->01/09	AW-4803	A:25/B:24/D:51/L:611
			Drive Shaft	R	F				-->01/09	AW-4804	A:25/B:24/D:51/L:928
			CV Joint		F			*		GS-3902	A:25/B:24/D:51/L:152
1.3 JTD 16V	51/70	05/04->12/06	Drive Shaft	L	F					AW-4803	A:25/B:24/D:51/L:611
			Drive Shaft	R	F					AW-4804	A:25/B:24/D:51/L:928
1.4	57/77	10/05->	CV Joint		F			*		GS-3856	A:22/B:22/D:51/L:146,5

		Type	L/R	F/R	AT/MT						Technical Specification	
1.6 16V (223ZXD1A)	76/103	10/01->	CV Joint		F			*		GS-3856	A:22/B:22/D:51/L:146,5	
1.6 Natural Power	76/103	09/02->	CV Joint		F			*		GS-3856	A:22/B:22/D:51/L:146,5	
1.9 D (223ZXB1A)	46/63	03/01->	CV Joint		F			*		GS-3856	A:22/B:22/D:51/L:146,5	
1.9 JTD	77/105	07/03->	CV Joint		F			*		GS-3902	A:25/B:24/D:51/L:152	
			Drive Shaft	L	F	MT			- ABS; ->01/09	AW-4803	A:25/B:24/D:51/L:611	
			Drive Shaft	R	F	MT			- ABS; ->01/09	AW-4804	A:25/B:24/D:51/L:928	
1.9 JTD (223ZXE1A)	74/100	10/01->	CV Joint		F			*		GS-3902	A:25/B:24/D:51/L:152	
			Drive Shaft	L	F				->01/09	AW-4803	A:25/B:24/D:51/L:611	
			Drive Shaft	R	F				->01/09	AW-4804	A:25/B:24/D:51/L:928	
DOBLO MPV (223, 119) 												
1.2 (223AXA1A)	48/65	03/01->	CV Joint		F			*		GS-3856	A:22/B:22/D:51/L:146,5	
1.3 D Multijet	62/84	10/05->	CV Joint		F			*		GS-3902	A:25/B:24/D:51/L:152	
			Drive Shaft	L	F				->01/09	AW-4803	A:25/B:24/D:51/L:611	
			Drive Shaft	R	F				->01/09	AW-4804	A:25/B:24/D:51/L:928	
1.3 JTD 16V	51/70	12/04->05/05	Drive Shaft	L	F	MT			- ABS	AW-4803	A:25/B:24/D:51/L:611	
			Drive Shaft	R	F	MT			- ABS	AW-4804	A:25/B:24/D:51/L:928	
1.4	57/77	10/05->	CV Joint		F			*		GS-3856	A:22/B:22/D:51/L:146,5	
1.6 16V (223AXD1A)	76/103	10/01->	CV Joint		F			*		GS-3856	A:22/B:22/D:51/L:146,5	
1.6 Natural Power	76/103	09/02->	CV Joint		F			*		GS-3856	A:22/B:22/D:51/L:146,5	
1.9 D (223AXB1A)	46/63	03/01->	CV Joint		F			*		GS-3856	A:22/B:22/D:51/L:146,5	
1.9 D Multijet	88/120	10/05->	CV Joint		F			*		GS-3902	A:25/B:24/D:51/L:152	
			Drive Shaft	L	F				->01/09	AW-4803	A:25/B:24/D:51/L:611	
			Drive Shaft	R	F				->01/09	AW-4804	A:25/B:24/D:51/L:928	
1.9 JTD	77/105	07/03->	CV Joint		F			*		GS-3902	A:25/B:24/D:51/L:152	
			Drive Shaft	L	F				->01/09	AW-4803	A:25/B:24/D:51/L:611	
			Drive Shaft	R	F				->01/09	AW-4804	A:25/B:24/D:51/L:928	
1.9 JTD (223AXE1A)	74/100	10/01->	CV Joint		F			*		GS-3902	A:25/B:24/D:51/L:152	
			Drive Shaft	L	F				->01/09	AW-4803	A:25/B:24/D:51/L:611	
			Drive Shaft	R	F				->01/09	AW-4804	A:25/B:24/D:51/L:928	
DUCATO Box (230L) 												
1.9 D	51/69	03/94->04/02	CV Joint		F			*	54	+ ABS; ch.5235558->; payload 1800 kg; wheel diameter: 16 i	GS-3375	A:35/B:45/D:70/L:190
			CV Joint		F			*		- ABS	GS-3376	A:28/B:39/D:63/L:175,5
			CV Joint		F	MT		*	54	+ ABS; payload 1000 kg; payload 1400 kg	GS-3377	A:28/B:39/D:63/L:175,5
			CV Joint	L; R	F	MT		*		->08/98; 11/94->; payload 1800 kg	GS-3378	A:35/B:45/D:70/L:190
			Drive Shaft	L	F	MT			54	+ ABS; payload 1000 kg; payload 1400 kg	AW-4419	A:28/B:37/D:63/L:771
			Drive Shaft	R	F	MT			54	+ ABS; payload 1000 kg; payload 1400 kg	AW-4423	A:28/B:37/D:63/L:1072
			Drive Shaft	R	F	MT				->08/98; 11/94->; payload 1800 kg; trans.type MG	AW-4452	A:35/B:41/D:70/L:1085
1.9 D	50/68	04/98->04/02	CV Joint		F			*		- ABS	GS-3376	A:28/B:39/D:63/L:175,5
			CV Joint		F	MT		*	54	+ ABS; payload 1000 kg; payload 1400 kg	GS-3377	A:28/B:39/D:63/L:175,5
			CV Joint	L; R	F	MT		*		->10/00; payload 1800 kg	GS-3378	A:35/B:45/D:70/L:190
			Drive Shaft	L	F	MT			54	+ ABS; payload 1000 kg; payload 1400 kg	AW-4419	A:28/B:37/D:63/L:771
			Drive Shaft	R	F	MT			54	+ ABS; payload 1000 kg; payload 1400 kg	AW-4423	A:28/B:37/D:63/L:1072
			Drive Shaft	R	F	MT				->10/00; payload 1800 kg; trans.type MG	AW-4452	A:35/B:41/D:70/L:1085

				Type	L/R	F/R	AT/MT			ABS			Technical Specification	
1.9 TD		60/82	03/94->04/02	CV Joint		F		*		54	+ ABS; ch.5235558->; payload 1800 kg; wheel diameter: 16 i	GS-3375	A:35/B:45/D:70/L:190	
				CV Joint		F		*				- ABS	GS-3376	A:28/B:39/D:63/L:175,5
				CV Joint		F	MT	*	54	+ ABS; payload 1000 kg; payload 1400 kg	GS-3377	A:28/B:39/D:63/L:175,5		
				CV Joint	L; R	F	MT	*		-04/98; ->08/98; 06/94->; 11/94->; MD Ducato 10; MD Ducato 14; payload 1800 kg	GS-3378	A:35/B:45/D:70/L:190		
				Drive Shaft	L	F	MT		54	+ ABS; payload 1000 kg; payload 1400 kg	AW-4419	A:28/B:37/D:63/L:771		
				Drive Shaft	R	F	MT		54	+ ABS; payload 1000 kg; payload 1400 kg	AW-4423	A:28/B:37/D:63/L:1072		
				Drive Shaft	R	F	MT			-04/98; ->08/98; 06/94->; 11/94->; MD Ducato 10; MD Ducato 14; payload 1800 kg; trans.type MG	AW-4452	A:35/B:41/D:70/L:1085		
1.9 TD		66/90	04/98->04/02	CV Joint		F		*			- ABS	GS-3376	A:28/B:39/D:63/L:175,5	
				CV Joint		F	MT	*	54	+ ABS; payload 1000 kg; payload 1400 kg	GS-3377	A:28/B:39/D:63/L:175,5		
				CV Joint	L; R	F	MT	*		->09/01; payload 1800 kg	GS-3378	A:35/B:45/D:70/L:190		
				Drive Shaft	L	F	MT		54	+ ABS; payload 1000 kg; payload 1400 kg	AW-4419	A:28/B:37/D:63/L:771		
				Drive Shaft	R	F	MT		54	+ ABS; payload 1000 kg; payload 1400 kg	AW-4423	A:28/B:37/D:63/L:1072		
1.9 TD CAT		59/80	08/94->04/02	Drive Shaft	R	F	MT				->09/01; payload 1800 kg; trans.type MG	AW-4452	A:35/B:41/D:70/L:1085	
				CV Joint		F		*	54	+ ABS; ch.5235558->; payload 1800 kg; wheel diameter: 16 i	GS-3375	A:35/B:45/D:70/L:190		
				CV Joint		F		*		- ABS	GS-3376	A:28/B:39/D:63/L:175,5		
				CV Joint	L; R	F	MT	*		+ ABS; payload 1000 kg; payload 1400 kg	GS-3377	A:28/B:39/D:63/L:175,5		
				CV Joint	L; R	F	MT	*		-04/98; MD Ducato 10; MD Ducato 14; payload 1800 kg	GS-3378	A:35/B:45/D:70/L:190		
2.0		80/109	03/94->04/02	Drive Shaft	L	F	MT		54	+ ABS; payload 1000 kg; payload 1400 kg	AW-4419	A:28/B:37/D:63/L:771		
				Drive Shaft	R	F	MT		54	+ ABS; payload 1000 kg; payload 1400 kg	AW-4423	A:28/B:37/D:63/L:1072		
				Drive Shaft	R	F	MT			-04/98; MD Ducato 10; MD Ducato 14; payload 1800 kg; trans.type MG	AW-4452	A:35/B:41/D:70/L:1085		
				CV Joint		F	MT	*	54	payload 1800 kg	GS-3375	A:35/B:45/D:70/L:190		
				CV Joint		F		*		- ABS	GS-3376	A:28/B:39/D:63/L:175,5		
				CV Joint		F	MT	*	54	- EDC; payload 1000 kg; payload 1400 kg	GS-3377	A:28/B:39/D:63/L:175,5		
				CV Joint	L; R	F	MT	*		->09/01; 06/94->; MD Ducato 10; payload 1800 kg	GS-3378	A:35/B:45/D:70/L:190		
				Drive Shaft	R	F	MT		54	ch.5235559->; payload 1800 kg	AW-4415	A:35/B:41/D:70/L:1085		
				Drive Shaft	L	F			54		AW-4416	A:35/B:41/D:70/L:762		
				Drive Shaft	L	F	MT		54	+ ABS; 06/01->; payload 1000 kg; payload 1400 kg	AW-4417	A:28/B:41/D:63/L:757,5		
				Drive Shaft	R	F			54		AW-4418	A:28/B:41/D:63/L:1079		
				Drive Shaft	L	F	MT		54	+ ABS; ->05/01; payload 1000 kg; payload 1400 kg	AW-4419	A:28/B:37/D:63/L:771		
				Drive Shaft	R	F					AW-4422	A:28/B:41/D:63/L:1079		
				Drive Shaft	R	F	MT		54	+ ABS; ->05/01; payload 1000 kg; payload 1400 kg	AW-4423	A:28/B:37/D:63/L:1072		
2.0 4x4		80/109	11/94->04/02	Drive Shaft	R	F	MT		54	ch.5235558->	AW-4416	A:35/B:41/D:70/L:762		
				Drive Shaft	L	F	MT		54	06/01->; payload 1000 kg; payload 1400 kg	AW-4417	A:28/B:41/D:63/L:757,5		
				Drive Shaft	L	F	MT		54	->05/01; payload 1000 kg; payload 1400 kg	AW-4419	A:28/B:37/D:63/L:771		
				Drive Shaft	R	F	MT		54	->05/01; payload 1000 kg; payload 1400 kg	AW-4423	A:28/B:37/D:63/L:1072		
				Drive Shaft	L	F				->ch.5235557	AW-4453	A:35/B:41/D:70/L:762		
				CV Joint		F		*		- ABS	GS-3376	A:28/B:39/D:63/L:175,5		
				CV Joint		F	MT	*	54	+ ABS; payload 1000 kg; payload 1400 kg	GS-3377	A:28/B:39/D:63/L:175,5		
				Drive Shaft	L	F			54	ch.5235558->	AW-4416	A:35/B:41/D:70/L:762		
2.0 JTD		62/84	10/01->04/02	Drive Shaft	L	F	MT		54	+ ABS; payload 1000 kg; payload 1400 kg	AW-4419	A:28/B:37/D:63/L:771		
				Drive Shaft	R	F	MT		54	+ ABS; payload 1000 kg; payload 1400 kg	AW-4423	A:28/B:37/D:63/L:1072		
				Drive Shaft	L	F				->ch.5235557	AW-4453	A:35/B:41/D:70/L:762		
				Drive Shaft	L	F					AW-4415	A:35/B:41/D:70/L:1085		



KW/HP



Type

L/R

F/R

AT/MT



ABS



Technical Specification

2.5 D	62/84	03/94->04/02	CV Joint	F		*	54	+ ABS; ch.5235558->; payload 1800 kg; wheel diameter: 16 i	GS-3375	A:35/B:45/D:70/L:190	
			CV Joint	F		*		- ABS	GS-3376	A:28/B:39/D:63/L:175,5	
			CV Joint	F	MT	*	54	+ ABS; payload 1000 kg; payload 1400 kg	GS-3377	A:28/B:39/D:63/L:175,5	
			CV Joint	L; R	F	MT	*		->04/98; 06/94->; MD Ducato 10; MD Ducato 14; payload 1800 kg	GS-3378	A:35/B:45/D:70/L:190
			Drive Shaft	L	F			54		AW-4416	A:35/B:41/D:70/L:762
			Drive Shaft	R	F			54		AW-4418	A:28/B:41/D:63/L:1079
			Drive Shaft	L	F	MT		54	+ ABS; payload 1000 kg; payload 1400 kg	AW-4419	A:28/B:37/D:63/L:771
			Drive Shaft	R	F					AW-4422	A:28/B:41/D:63/L:1079
			Drive Shaft	R	F	MT		54	+ ABS; payload 1000 kg; payload 1400 kg	AW-4423	A:28/B:37/D:63/L:1072
			Drive Shaft	R	F	MT			->04/98; 06/94->; MD Ducato 10; MD Ducato 14; payload 1800 kg; trans.type MG	AW-4452	A:35/B:41/D:70/L:1085
2.5 D 4x4	62/84	03/94->04/02	Drive Shaft	L	F		54	ch.5235558->	AW-4416	A:35/B:41/D:70/L:762	
			Drive Shaft	R	F		54		AW-4418	A:28/B:41/D:63/L:1079	
			Drive Shaft	R	F				- ABS	AW-4422	A:28/B:41/D:63/L:1079
			Drive Shaft	L	F				->ch.5235557	AW-4453	A:35/B:41/D:70/L:762
2.5 TDI	85/116	03/94->04/02	CV Joint	F		*	54	+ ABS; ch.5235558->; payload 1800 kg; wheel diameter: 16 i	GS-3375	A:35/B:45/D:70/L:190	
			CV Joint	F		*		- ABS	GS-3376	A:28/B:39/D:63/L:175,5	
			CV Joint	F	MT	*	54	+ ABS; payload 1000 kg; payload 1400 kg	GS-3377	A:28/B:39/D:63/L:175,5	
			CV Joint	L; R	F	MT	*		->08/98; 06/94->; MD Ducato 14; MD Ducato 18; payload 1800 kg	GS-3378	A:35/B:45/D:70/L:190
			Drive Shaft	L	F			54		AW-4416	A:35/B:41/D:70/L:762
			Drive Shaft	L	F	MT		54	+ ABS; payload 1000 kg; payload 1400 kg	AW-4417	A:28/B:41/D:63/L:757,5
			Drive Shaft	R	F			54		AW-4418	A:28/B:41/D:63/L:1079
			Drive Shaft	R	F					AW-4422	A:28/B:41/D:63/L:1079
			Drive Shaft	R	F	MT			->08/98; 06/94->; MD Ducato 14; MD Ducato 18; payload 1800 kg; trans.type MG	AW-4452	A:35/B:41/D:70/L:1085
			Drive Shaft	L	F					AW-4453	A:35/B:41/D:70/L:762
2.5 TDI	80/109	03/94->04/02	CV Joint	F		*	54	+ ABS; ch.5235558->; payload 1800 kg; wheel diameter: 16 i	GS-3375	A:35/B:45/D:70/L:190	
			CV Joint	F		*	*	- EDC	GS-3376	A:28/B:39/D:63/L:175,5	
			CV Joint	F	MT	*	54	+ ABS; payload 1000 kg; payload 1400 kg	GS-3377	A:28/B:39/D:63/L:175,5	
			CV Joint	L; R	F	MT	*		->08/98; 06/94->; MD Ducato 14; payload 1800 kg	GS-3378	A:35/B:45/D:70/L:190
			Drive Shaft	L	F			54		AW-4416	A:35/B:41/D:70/L:762
			Drive Shaft	L	F	MT		54	+ ABS; payload 1000 kg; payload 1400 kg	AW-4417	A:28/B:41/D:63/L:757,5
			Drive Shaft	R	F			54		AW-4418	A:28/B:41/D:63/L:1079
2.5 TDI 4x4	85/116	05/98->04/02	Drive Shaft	R	F				AW-4422	A:28/B:41/D:63/L:1079	
			Drive Shaft	R	F	MT			->08/98; 06/94->; MD Ducato 14; payload 1800 kg; trans.type MG	AW-4452	A:35/B:41/D:70/L:1085
			Drive Shaft	L	F					AW-4453	A:35/B:41/D:70/L:762
			CV Joint	F		*		+ ABS	GS-3376	A:28/B:39/D:63/L:175,5	
			CV Joint	F	MT	*	54	+ ABS; payload 1000 kg; payload 1400 kg	GS-3377	A:28/B:39/D:63/L:175,5	
			Drive Shaft	L	F			54		AW-4416	A:35/B:41/D:70/L:762
			Drive Shaft	L	F	MT		54	+ ABS; payload 1000 kg; payload 1400 kg	AW-4417	A:28/B:41/D:63/L:757,5
Drive Shaft	R	F			54		AW-4418	A:28/B:41/D:63/L:1079			
Drive Shaft	R	F					AW-4422	A:28/B:41/D:63/L:1079			
Drive Shaft	L	F					AW-4453	A:35/B:41/D:70/L:762			



KW/HP



Type

L/R

F/R

AT/MT



ABS



Technical Specification

			Type	L/R	F/R	AT/MT			ABS			Technical Specification	
2.8 D	64/87	05/98->04/02	CV Joint		F	MT	*		54	payload 1800 kg	GS-3375	A:35/B:45/D:70/L:190	
			CV Joint		F		*			- ABS	GS-3376	A:28/B:39/D:63/L:175,5	
			CV Joint		F	MT	*			54	+ ABS; payload 1000 kg; payload 1400 kg	GS-3377	A:28/B:39/D:63/L:175,5
			CV Joint	L; R	F	MT	*				->09/01; MD Ducato 10; MD Ducato 14; MD Ducato 18; payload 1800 kg	GS-3378	A:35/B:45/D:70/L:190
			Drive Shaft	R	F	MT				54	- ABS; + ABS; payload 1800 kg	AW-4415	A:35/B:41/D:70/L:1085
			Drive Shaft	L	F					54		AW-4416	A:35/B:41/D:70/L:762
			Drive Shaft	R	F	MT					->09/01; MD Ducato 10; MD Ducato 14; MD Ducato 18; payload 1800 kg; trans.type MG	AW-4452	A:35/B:41/D:70/L:1085
			Drive Shaft	L	F					AW-4453	A:35/B:41/D:70/L:762		
2.8 D 4x4	64/87	08/98->04/02	CV Joint		F	MT	*		54	payload 1800 kg	GS-3375	A:35/B:45/D:70/L:190	
			CV Joint		F		*			- ABS	GS-3376	A:28/B:39/D:63/L:175,5	
			CV Joint		F	MT	*			54	+ ABS; payload 1000 kg; payload 1400 kg	GS-3377	A:28/B:39/D:63/L:175,5
			CV Joint	L; R	F	MT	*				->09/01; payload 1800 kg	GS-3378	A:35/B:45/D:70/L:190
			Drive Shaft	R	F	MT				54	payload 1800 kg	AW-4415	A:35/B:41/D:70/L:1085
			Drive Shaft	L	F					54		AW-4416	A:35/B:41/D:70/L:762
			Drive Shaft	R	F	MT					->09/01; payload 1800 kg; trans.type MG	AW-4452	A:35/B:41/D:70/L:1085
			Drive Shaft	L	F					AW-4453	A:35/B:41/D:70/L:762		
2.8 JTD	94/128	11/00->04/02	CV Joint		F	MT	*		54	payload 1800 kg	GS-3375	A:35/B:45/D:70/L:190	
			CV Joint		F		*			- ABS	GS-3376	A:28/B:39/D:63/L:175,5	
			CV Joint		F	MT	*			54	+ ABS; payload 1000 kg; payload 1400 kg	GS-3377	A:28/B:39/D:63/L:175,5
			CV Joint	L; R	F	MT	*				->09/01; 03/01->; MD Ducato 10; MD Ducato 14; MD Ducato 18; payload 1800 kg	GS-3378	A:35/B:45/D:70/L:190
			Drive Shaft	R	F	MT				54	payload 1800 kg	AW-4415	A:35/B:41/D:70/L:1085
			Drive Shaft	L	F					54		AW-4416	A:35/B:41/D:70/L:762
			Drive Shaft	L	F	MT				54	+ ABS; payload 1000 kg; payload 1400 kg	AW-4417	A:28/B:41/D:63/L:757,5
			Drive Shaft	R	F	MT			->09/01; 03/01->; MD Ducato 10; MD Ducato 14; MD Ducato 18; payload 1800 kg; trans.type MG	AW-4452	A:35/B:41/D:70/L:1085		
			Drive Shaft	L	F					AW-4453	A:35/B:41/D:70/L:762		
2.8 JTD 4x4	94/128	11/00->04/02	CV Joint		F	MT	*		54	payload 1800 kg	GS-3375	A:35/B:45/D:70/L:190	
			CV Joint		F		*			- ABS	GS-3376	A:28/B:39/D:63/L:175,5	
			CV Joint		F	MT	*			54	+ ABS; payload 1000 kg; payload 1400 kg	GS-3377	A:28/B:39/D:63/L:175,5
			Drive Shaft	R	F	MT				54	payload 1800 kg	AW-4415	A:35/B:41/D:70/L:1085
			Drive Shaft	L	F					54		AW-4416	A:35/B:41/D:70/L:762
			Drive Shaft	L	F	MT				54	+ ABS; payload 1000 kg; payload 1400 kg	AW-4417	A:28/B:41/D:63/L:757,5
						Drive Shaft	L	F					AW-4453
2.8 TDI	90/122	10/97->04/02	CV Joint		F	MT	*		54	payload 1800 kg	GS-3375	A:35/B:45/D:70/L:190	
			CV Joint		F		*			- ABS	GS-3376	A:28/B:39/D:63/L:175,5	
			CV Joint		F	MT	*			54	+ ABS; payload 1000 kg; payload 1400 kg	GS-3377	A:28/B:39/D:63/L:175,5
			CV Joint	L; R	F	MT	*				->09/01; 05/98->; MD Ducato 10; MD Ducato 14; MD Ducato 18; payload 1800 kg	GS-3378	A:35/B:45/D:70/L:190
			Drive Shaft	R	F	MT				54	- ABS; + ABS; payload 1800 kg	AW-4415	A:35/B:41/D:70/L:1085
			Drive Shaft	L	F					54		AW-4416	A:35/B:41/D:70/L:762
			Drive Shaft	L	F	MT				54	+ ABS; payload 1000 kg; payload 1400 kg	AW-4417	A:28/B:41/D:63/L:757,5
			Drive Shaft	R	F	MT			->09/01; 05/98->; MD Ducato 10; MD Ducato 14; MD Ducato 18; payload 1800 kg; trans.type MG	AW-4452	A:35/B:41/D:70/L:1085		
			Drive Shaft	L	F					AW-4453	A:35/B:41/D:70/L:762		



KW/HP



Type

L/R

F/R

AT/MT



ABS



Technical Specification

Model	Power (KW/HP)	Year Range	Type	L/R	F/R	AT/MT	Wheel	ABS	Weight	Part No.	Technical Specification		
2.8 TDI 4x4	90/122	06/99->04/02	CV Joint		F	MT	*		54	payload 1800 kg	GS-3375	A:35/B:45/D:70/L:190	
			CV Joint		F		*			- ABS	GS-3376	A:28/B:39/D:63/L:175,5	
			CV Joint		F	MT	*			54	+ ABS; payload 1000 kg; payload 1400 kg	GS-3377	A:28/B:39/D:63/L:175,5
			Drive Shaft	R	F	MT				54	payload 1800 kg	AW-4415	A:35/B:41/D:70/L:1085
			Drive Shaft	L	F					54		AW-4416	A:35/B:41/D:70/L:762
			Drive Shaft	L	F	MT				54	+ ABS; payload 1000 kg; payload 1400 kg	AW-4417	A:28/B:41/D:63/L:757,5
			Drive Shaft	L	F							AW-4453	A:35/B:41/D:70/L:762

DUCATO Box (244)

2.0	81/110	04/02->	CV Joint		F		*			- ABS	GS-3376	A:28/B:39/D:63/L:175,5	
			CV Joint		F	MT	*		54	+ ABS; payload 1100 kg; payload 1500 kg	GS-3377	A:28/B:39/D:63/L:175,5	
			Drive Shaft	L	F					54		AW-4416	A:35/B:41/D:70/L:762
			Drive Shaft	R	F					54		AW-4418	A:28/B:41/D:63/L:1079
			Drive Shaft	R	F							AW-4422	A:28/B:41/D:63/L:1079
			Drive Shaft	R	F						-->04/03; MD Ducato 11; MD Ducato 15; MD Ducato 18; payload 1800 kg	AW-4452	A:35/B:41/D:70/L:1085
			Drive Shaft	L	F							AW-4453	A:35/B:41/D:70/L:762
2.0 Bipower	81/110	11/02->	Drive Shaft	L	F				54		AW-4416	A:35/B:41/D:70/L:762	
			Drive Shaft	R	F				54		AW-4418	A:28/B:41/D:63/L:1079	
			Drive Shaft	R	F							AW-4422	A:28/B:41/D:63/L:1079
			Drive Shaft	L	F							AW-4453	A:35/B:41/D:70/L:762
2.0 JTD	62/84	04/02->	CV Joint		F		*		54	payload 1800 kg	GS-3375	A:35/B:45/D:70/L:190	
			CV Joint		F		*			- ABS	GS-3376	A:28/B:39/D:63/L:175,5	
			CV Joint		F	MT	*			54	+ ABS	GS-3377	A:28/B:39/D:63/L:175,5
			Drive Shaft	L	F	MT				54	+ ABS; payload 1000 kg; payload 1400 kg	AW-4419	A:28/B:37/D:63/L:771
			Drive Shaft	R	F	MT				54	+ ABS; payload 1000 kg; payload 1400 kg	AW-4423	A:28/B:37/D:63/L:1072
2.3 JTD	81/110	04/02->	CV Joint		F		*		54	+ ABS; ch.5235558->; payload 1800 kg; wheel diameter 16 in	GS-3375	A:35/B:45/D:70/L:190	
			CV Joint		F		*			- ABS	GS-3376	A:28/B:39/D:63/L:175,5	
			CV Joint		F	MT	*			54	+ ABS; payload 1100 kg; payload 1500 kg	GS-3377	A:28/B:39/D:63/L:175,5
			Drive Shaft	L	F					54		AW-4416	A:35/B:41/D:70/L:762
			Drive Shaft	R	F					54		AW-4418	A:28/B:41/D:63/L:1079
			Drive Shaft	R	F							AW-4422	A:28/B:41/D:63/L:1079
			Drive Shaft	R	F						-->04/03; MD Ducato 11; MD Ducato 15; MD Ducato 18; payload 1800 kg	AW-4452	A:35/B:41/D:70/L:1085
2.8 JTD	94/128	04/02->	CV Joint		F		*		54	+ ABS; ch.5235558->; payload 1800 kg; wheel diameter 16 in	GS-3375	A:35/B:45/D:70/L:190	
			CV Joint		F		*			- ABS	GS-3376	A:28/B:39/D:63/L:175,5	
			CV Joint		F	MT	*			54	+ ABS; payload 1100 kg; payload 1500 kg	GS-3377	A:28/B:39/D:63/L:175,5
			Drive Shaft	L	F					54		AW-4416	A:35/B:41/D:70/L:762
			Drive Shaft	R	F					54		AW-4418	A:28/B:41/D:63/L:1079
			Drive Shaft	R	F							AW-4422	A:28/B:41/D:63/L:1079
			Drive Shaft	R	F	AT; MT					-->04/03; ->12/11; MD Ducato 11; MD Ducato 15; MD Ducato 18; payload 1800 kg	AW-4452	A:35/B:41/D:70/L:1085
2.8 JTD 4x4	94/128	07/02->	CV Joint		F		*		54	+ ABS; ch.5235558->; payload 1800 kg; wheel diameter 16 in	GS-3375	A:35/B:45/D:70/L:190	
			Drive Shaft	L	F				54		AW-4416	A:35/B:41/D:70/L:762	
			Drive Shaft	R	F					54		AW-4418	A:28/B:41/D:63/L:1079
			Drive Shaft	R	F							AW-4422	A:28/B:41/D:63/L:1079
			Drive Shaft	R	F						-->04/03; MD Ducato 15; MD Ducato 18	AW-4452	A:35/B:41/D:70/L:1085
			Drive Shaft	L	F							AW-4453	A:35/B:41/D:70/L:762



KW/HP



Type

L/R

F/R

AT/MT



ABS



Technical Specification

2.8 JTD Power

107/146

05/04->

CV Joint		F		*		- ABS	GS-3376	A:28/B:39/D:63/L:175,5
CV Joint		F	MT	*	54	+ ABS; payload 1100 kg; payload 1500 kg	GS-3377	A:28/B:39/D:63/L:175,5
Drive Shaft	L	F			54		AW-4416	A:35/B:41/D:70/L:762
Drive Shaft	R	F			54		AW-4418	A:28/B:41/D:63/L:1079
Drive Shaft	R	F					AW-4422	A:28/B:41/D:63/L:1079
Drive Shaft	L	F					AW-4453	A:35/B:41/D:70/L:762

DUCATO Box (250, 290)

100 Multijet 2,2 D

74/100

07/06->

CV Joint	L; R	F	5MT; 6MT	*		--05/11; MD Ducato 30; MD Ducato 33; MD Ducato 35; trans.type MLGU	GS-4027	A:41/B:27/D:34,85/L:505
CV Joint		F		*		--05/11; MD Ducato 35; MD Ducato 40	GS-4029	A:35/B:29/D:71,5/L:198
CV Joint		F	MT	*		payload 1200 kg; payload 1500 kg; payload 1700 kg	GS-4030	A:35/B:27/D:71,5/L:193,5

110 Multijet 2,3 D

83/113

10/11->

CV Joint	R	F		*		--07/14	GS-4027	A:41/B:27/D:34,85/L:505
----------	---	---	--	---	--	---------	---------	-------------------------

115 Multijet 2,0 D

85/116

06/11->

CV Joint		F		*			GS-4031	A:35/B:29/D:71,5/L:198
----------	--	---	--	---	--	--	---------	------------------------

120 Multijet 2,3 D

88/120

07/06->

CV Joint	R	F	5MT; 6MT	*		MD Ducato 30; MD Ducato 33; MD Ducato 35; trans.type MLGU	GS-4027	A:41/B:27/D:34,85/L:505
CV Joint		F	MT	*		payload 1500 kg; payload 1700 kg; payload 2000 kg	GS-4029	A:35/B:29/D:71,5/L:198
CV Joint		F	MT	*		payload 1200 kg	GS-4030	A:35/B:27/D:71,5/L:193,5

130 Multijet 2,3 D

96/131

01/07->

CV Joint	R	F	MT	*		03/14->; 06/11->; MD Ducato 30; MD Ducato 35; MD Ducato 40	GS-4027	A:41/B:27/D:34,85/L:505
----------	---	---	----	---	--	--	---------	-------------------------

160 Multijet 3,0 D

116/158

07/06->

CV Joint		F		*			GS-4031	A:35/B:29/D:71,5/L:198
----------	--	---	--	---	--	--	---------	------------------------

160 Multijet 3,0 D

115/156

07/06->

CV Joint		F	6MT	*		--05/12; trans.type M40 CV6	GS-4031	A:35/B:29/D:71,5/L:198
----------	--	---	-----	---	--	-----------------------------	---------	------------------------

DUCATO Box (280)

1.8

49/67

01/82->10/88

CV Joint		F	MT	*			GS-3206	A:28/B:27/D:63/L:175,5
Drive Shaft	L	F	MT				AW-4317	A:28/B:25/D:63/L:701
Drive Shaft	R	F	MT				AW-4319	A:28/B:25/D:63/L:1072

1.9 D

52/71

01/88->08/90

CV Joint		F	MT	*			GS-3206	A:28/B:27/D:63/L:175,5
Drive Shaft	L	F	MT				AW-4317	A:28/B:25/D:63/L:701
Drive Shaft	R	F	MT				AW-4319	A:28/B:25/D:63/L:1072

1.9 TD

60/82

03/89->08/90

CV Joint		F	MT	*			GS-3206	A:28/B:27/D:63/L:175,5
Drive Shaft	L	F	MT				AW-4317	A:28/B:25/D:63/L:701
Drive Shaft	R	F	MT				AW-4318	A:28/B:25/D:63/L:1068

2.0

58/79

01/82->08/90

CV Joint		F	MT	*			GS-3206	A:28/B:27/D:63/L:175,5
Drive Shaft	L	F	MT				AW-4317	A:28/B:25/D:63/L:701
Drive Shaft	R	F	MT				AW-4319	A:28/B:25/D:63/L:1072

2.0

62/84

03/89->08/90

CV Joint		F	MT	*			GS-3206	A:28/B:27/D:63/L:175,5
Drive Shaft	L	F	MT				AW-4317	A:28/B:25/D:63/L:701
Drive Shaft	R	F	MT				AW-4319	A:28/B:25/D:63/L:1072

2.0

55/75

07/85->08/90

CV Joint		F	MT	*			GS-3206	A:28/B:27/D:63/L:175,5
Drive Shaft	L	F	MT				AW-4317	A:28/B:25/D:63/L:701
Drive Shaft	R	F	MT				AW-4319	A:28/B:25/D:63/L:1072

2.4 D

53/72

01/82->08/90

CV Joint		F	MT	*			GS-3206	A:28/B:27/D:63/L:175,5
Drive Shaft	L	F	MT				AW-4317	A:28/B:25/D:63/L:701
Drive Shaft	R	F	MT				AW-4319	A:28/B:25/D:63/L:1072

2.5 D

55/75

01/82->08/90

CV Joint		F	MT	*			GS-3206	A:28/B:27/D:63/L:175,5
Drive Shaft	L	F	MT				AW-4317	A:28/B:25/D:63/L:701
Drive Shaft	R	F	MT				AW-4319	A:28/B:25/D:63/L:1072

2.5 D 4x4

55/75

03/89->08/90

CV Joint		F	MT	*			GS-3206	A:28/B:27/D:63/L:175,5
Drive Shaft	L	F	MT				AW-4317	A:28/B:25/D:63/L:701
Drive Shaft	R	F	MT				AW-4319	A:28/B:25/D:63/L:1072



KW/HP



Type

L/R F/R

AT/MT



ABS









Technical Specification

DUCATO Box [290]

Model	KW/HP	Period	Type	L/R	F/R	AT/MT	Drive Type	ABS	GS Code	Technical Specification
1.9 D	52/71	07/90->03/94	CV Joint		F	MT	*		GS-3206	A:28/B:27/D:63/L:175,5
			Drive Shaft	L	F	MT		AW-4317	A:28/B:25/D:63/L:701	
			Drive Shaft	R	F	MT		AW-4319	A:28/B:25/D:63/L:1072	
1.9 TD	60/82	03/89->03/94	CV Joint		F	MT	*		GS-3206	A:28/B:27/D:63/L:175,5
			Drive Shaft	L	F	MT		AW-4317	A:28/B:25/D:63/L:701	
			Drive Shaft	R	F	MT		AW-4319	A:28/B:25/D:63/L:1072	
2.5 D 4x4	55/75	07/90->03/94	CV Joint		F	MT	*		GS-3206	A:28/B:27/D:63/L:175,5
			Drive Shaft	L	F	MT		AW-4317	A:28/B:25/D:63/L:701	
			Drive Shaft	R	F	MT		AW-4319	A:28/B:25/D:63/L:1072	
2.5 TD	70/95	07/90->03/94	CV Joint		F	MT	*		GS-3206	A:28/B:27/D:63/L:175,5
			Drive Shaft	L	F	MT		AW-4317	A:28/B:25/D:63/L:701	
			Drive Shaft	R	F	MT		AW-4319	A:28/B:25/D:63/L:1072	
2.5 TD 4x4	70/95	07/90->03/94	CV Joint		F	MT	*		GS-3206	A:28/B:27/D:63/L:175,5
			Drive Shaft	L	F	MT		AW-4317	A:28/B:25/D:63/L:701	
			Drive Shaft	R	F	MT		AW-4319	A:28/B:25/D:63/L:1072	

DUCATO Bus [230]

Model	KW/HP	Period	Type	L/R	F/R	AT/MT	Drive Type	ABS	GS Code	Technical Specification
1.9 D	50/68	04/98->04/02	CV Joint		F		*	54 + ABS; ch.5235558->; payload 1800 kg; wheel diameter: 16 i	GS-3375	A:35/B:45/D:70/L:190
			CV Joint		F		*	- ABS	GS-3376	A:28/B:39/D:63/L:175,5
			CV Joint		F	MT	*	54 + ABS; payload 1000 kg; payload 1400 kg	GS-3377	A:28/B:39/D:63/L:175,5
			CV Joint	L; R	F	MT	*	->10/00; payload 1800 kg	GS-3378	A:35/B:45/D:70/L:190
			Drive Shaft	L	F	MT		54 + ABS; payload 1000 kg; payload 1400 kg	AW-4419	A:28/B:37/D:63/L:771
			Drive Shaft	R	F	MT		54 + ABS; payload 1000 kg; payload 1400 kg	AW-4423	A:28/B:37/D:63/L:1072
			Drive Shaft	R	F	MT		->10/00; payload 1800 kg; trans.type MG	AW-4452	A:35/B:41/D:70/L:1085
1.9 D Combinato	51/69	06/95->04/02	CV Joint		F		*	54 + ABS; ch.5235558->; payload 1800 kg; wheel diameter: 16 i	GS-3375	A:35/B:45/D:70/L:190
			CV Joint		F		*	- ABS	GS-3376	A:28/B:39/D:63/L:175,5
			CV Joint		F	MT	*	54 + ABS; payload 1000 kg; payload 1400 kg	GS-3377	A:28/B:39/D:63/L:175,5
			CV Joint	L; R	F	MT	*	->08/98; payload 1800 kg	GS-3378	A:35/B:45/D:70/L:190
			Drive Shaft	L	F	MT		54 + ABS; payload 1000 kg; payload 1400 kg	AW-4419	A:28/B:37/D:63/L:771
			Drive Shaft	R	F	MT		54 + ABS; payload 1000 kg; payload 1400 kg	AW-4423	A:28/B:37/D:63/L:1072
			Drive Shaft	R	F	MT		->08/98; payload 1800 kg; trans.type MG	AW-4452	A:35/B:41/D:70/L:1085
1.9 TD	66/90	04/98->04/02	CV Joint		F		*	54 + ABS; ch.5235558->; payload 1800 kg; wheel diameter: 16 i	GS-3375	A:35/B:45/D:70/L:190
			CV Joint		F		*	- ABS	GS-3376	A:28/B:39/D:63/L:175,5
			CV Joint		F	MT	*	54 + ABS; payload 1000 kg; payload 1400 kg	GS-3377	A:28/B:39/D:63/L:175,5
			CV Joint	L; R	F	MT	*	->09/01; payload 1800 kg	GS-3378	A:35/B:45/D:70/L:190
			Drive Shaft	L	F	MT		54 + ABS; payload 1000 kg; payload 1400 kg	AW-4419	A:28/B:37/D:63/L:771
			Drive Shaft	R	F	MT		54 + ABS; payload 1000 kg; payload 1400 kg	AW-4423	A:28/B:37/D:63/L:1072
			Drive Shaft	R	F	MT		->09/01; payload 1800 kg; trans.type MG	AW-4452	A:35/B:41/D:70/L:1085
1.9 TD Combinato	59/80	08/94->04/02	CV Joint		F		*	- ABS	GS-3376	A:28/B:39/D:63/L:175,5
			CV Joint		F	MT	*	54 + ABS; payload 1000 kg; payload 1400 kg	GS-3377	A:28/B:39/D:63/L:175,5
			CV Joint	L; R	F	MT	*	->04/98; 11/94->; MD Ducato 10; MD Ducato 14; payload 1800 kg	GS-3378	A:35/B:45/D:70/L:190
			Drive Shaft	L	F	MT		54 + ABS; payload 1000 kg; payload 1400 kg	AW-4419	A:28/B:37/D:63/L:771
			Drive Shaft	R	F	MT		54 + ABS; payload 1000 kg; payload 1400 kg	AW-4423	A:28/B:37/D:63/L:1072
			Drive Shaft	R	F	MT		->04/98; 11/94->; MD Ducato 10; MD Ducato 14; payload 1800 kg; trans.type MG	AW-4452	A:35/B:41/D:70/L:1085

	kw/HP		Type	L/R	F/R	AT/MT			ABS			Technical Specification	
1.9 TD Panorama/Combinato	60/82	03/94->04/02	CV Joint		F		*		- ABS		GS-3376	A:28/B:39/D:63/L:175,5	
			CV Joint		F	MT	*	54	+ ABS; payload 1000 kg; payload 1400 kg		GS-3377	A:28/B:39/D:63/L:175,5	
			CV Joint	L; R	F	MT	*			--08/98; payload 1800 kg		GS-3378	A:35/B:45/D:70/L:190
			Drive Shaft	L	F	MT		54	+ ABS; payload 1000 kg; payload 1400 kg		AW-4419	A:28/B:37/D:63/L:771	
			Drive Shaft	R	F	MT		54	+ ABS; payload 1000 kg; payload 1400 kg		AW-4423	A:28/B:37/D:63/L:1072	
			Drive Shaft	R	F	MT				--08/98; payload 1800 kg; trans.type MG		AW-4452	A:35/B:41/D:70/L:1085
2.0 4x4	80/109	11/94->11/01	CV Joint		F	MT	*	54	payload 1800 kg		GS-3375	A:35/B:45/D:70/L:190	
			CV Joint		F	MT	*	54	payload 1000 kg; payload 1400 kg		GS-3377	A:28/B:39/D:63/L:175,5	
			Drive Shaft	R	F	MT		54	ch.5235559->; payload 1800 kg		AW-4415	A:35/B:41/D:70/L:1085	
			Drive Shaft	L	F			54	ch.5235558->		AW-4416	A:35/B:41/D:70/L:762	
			Drive Shaft	L	F	MT		54	06/01->; payload 1000 kg; payload 1400 kg		AW-4417	A:28/B:41/D:63/L:757,5	
			Drive Shaft	L	F	MT		54	--05/01; payload 1000 kg; payload 1400 kg		AW-4419	A:28/B:37/D:63/L:771	
2.0 JTD	62/84	10/01->04/02	Drive Shaft	R	F	MT		54	--05/01; payload 1000 kg; payload 1400 kg		AW-4423	A:28/B:37/D:63/L:1072	
			Drive Shaft	L	F			54	--ch.5235557		AW-4453	A:35/B:41/D:70/L:762	
			CV Joint		F		*			- ABS		GS-3376	A:28/B:39/D:63/L:175,5
			CV Joint		F	MT	*	54	+ ABS; payload 1000 kg; payload 1400 kg		GS-3377	A:28/B:39/D:63/L:175,5	
			Drive Shaft	L	F			54	ch.5235558->		AW-4416	A:35/B:41/D:70/L:762	
			Drive Shaft	L	F	MT		54	+ ABS; payload 1000 kg; payload 1400 kg		AW-4419	A:28/B:37/D:63/L:771	
2.0 Panorama/Combinato	80/109	03/94->04/02	Drive Shaft	R	F	MT		54	+ ABS; payload 1000 kg; payload 1400 kg		AW-4423	A:28/B:37/D:63/L:1072	
			Drive Shaft	L	F			54	--ch.5235557		AW-4453	A:35/B:41/D:70/L:762	
			CV Joint		F		*	54	+ ABS; ch.5235558->; payload 1800 kg; wheel diameter: 16 i		GS-3375	A:35/B:45/D:70/L:190	
			CV Joint	L; R	F	MT	*			--09/01; payload 1800 kg		GS-3378	A:35/B:45/D:70/L:190
			Drive Shaft	L	F			54			AW-4416	A:35/B:41/D:70/L:762	
			Drive Shaft	R	F			54			AW-4418	A:28/B:41/D:63/L:1079	
2.5 D Combinato	62/84	08/94->04/02	Drive Shaft	R	F			54			AW-4422	A:28/B:41/D:63/L:1079	
			Drive Shaft	R	F	MT		54	+ ABS; payload 1000 kg; payload 1400 kg		AW-4419	A:28/B:37/D:63/L:771	
			Drive Shaft	L	F			54			AW-4422	A:28/B:41/D:63/L:1079	
			Drive Shaft	R	F	MT		54	+ ABS; payload 1000 kg; payload 1400 kg		AW-4423	A:28/B:37/D:63/L:1072	
			Drive Shaft	R	F	MT				--04/98; MD Ducato 10; MD Ducato 18; payload 1800 kg; trans.type MG		AW-4452	A:35/B:41/D:70/L:1085
			Drive Shaft	L	F						AW-4453	A:35/B:41/D:70/L:762	
2.5 TD	85/116	06/94->09/01	CV Joint	L; R	F	MT	*		--08/98; payload 1800 kg		GS-3378	A:35/B:45/D:70/L:190	
			Drive Shaft	R	F	MT				--08/98; payload 1800 kg; trans.type MG		AW-4452	A:35/B:41/D:70/L:1085



KW/HP



Type

L/R

F/R

AT/MT


















ABS











Technical Specification

2.5 TDI 4x4	85/116	04/97->04/02	CV Joint		F		*		- ABS	GS-3376	A:28/B:39/D:63/L:175,5	
			CV Joint		F	MT	*	54	+ ABS; payload 1000 kg; payload 1400 kg	GS-3377	A:28/B:39/D:63/L:175,5	
			CV Joint	L; R	F	MT	*		payload 1800 kg	GS-3378	A:35/B:45/D:70/L:190	
			Drive Shaft		L	F			54		AW-4416	A:35/B:41/D:70/L:762
			Drive Shaft		L	F	MT		54	+ ABS; payload 1000 kg; payload 1400 kg	AW-4417	A:28/B:41/D:63/L:757,5
			Drive Shaft		R	F			54		AW-4418	A:28/B:41/D:63/L:1079
			Drive Shaft		R	F					AW-4422	A:28/B:41/D:63/L:1079
			Drive Shaft		R	F	MT			payload 1800 kg; trans.type MG	AW-4452	A:35/B:41/D:70/L:1085
			Drive Shaft		L	F					AW-4453	A:35/B:41/D:70/L:762
2.5 TDI Panorama/Combinato	85/116	03/94->04/02	CV Joint		F		*	54	+ ABS; ch.5235558-; payload 1800 kg; wheel diameter: 16 i	GS-3375	A:35/B:45/D:70/L:190	
			CV Joint		F		*		- ABS	GS-3376	A:28/B:39/D:63/L:175,5	
			CV Joint		F	MT	*	54	+ ABS; payload 1000 kg; payload 1400 kg	GS-3377	A:28/B:39/D:63/L:175,5	
			CV Joint	L; R	F	MT	*		payload 1800 kg	GS-3378	A:35/B:45/D:70/L:190	
			Drive Shaft		L	F			54		AW-4416	A:35/B:41/D:70/L:762
			Drive Shaft		L	F	MT		54	+ ABS; payload 1000 kg; payload 1400 kg	AW-4417	A:28/B:41/D:63/L:757,5
			Drive Shaft		R	F			54		AW-4418	A:28/B:41/D:63/L:1079
			Drive Shaft		R	F					AW-4422	A:28/B:41/D:63/L:1079
			Drive Shaft		R	F	MT			payload 1800 kg; trans.type MG	AW-4452	A:35/B:41/D:70/L:1085
2.5 TDI Panorama/Combinato	80/109	07/94->04/02	CV Joint		F		*	54	+ ABS; ch.5235558-; payload 1800 kg; wheel diameter: 16 i	GS-3375	A:35/B:45/D:70/L:190	
			CV Joint		F		*		- ABS	GS-3376	A:28/B:39/D:63/L:175,5	
			CV Joint		F	MT	*	54	+ ABS; payload 1000 kg; payload 1400 kg	GS-3377	A:28/B:39/D:63/L:175,5	
			CV Joint	L; R	F	MT	*		MD Ducato 14; MD Ducato 18; payload 1800 kg	GS-3378	A:35/B:45/D:70/L:190	
			Drive Shaft		L	F			54		AW-4416	A:35/B:41/D:70/L:762
			Drive Shaft		L	F	MT		54	+ ABS; payload 1000 kg; payload 1400 kg	AW-4417	A:28/B:41/D:63/L:757,5
			Drive Shaft		R	F			54		AW-4418	A:28/B:41/D:63/L:1079
			Drive Shaft		R	F					AW-4422	A:28/B:41/D:63/L:1079
			Drive Shaft		R	F	MT			MD Ducato 14; MD Ducato 18; payload 1800 kg; trans.type MG	AW-4452	A:35/B:41/D:70/L:1085
2.8 D	64/87	02/98->04/02	CV Joint		F	MT	*	54	payload 1800 kg	GS-3375	A:35/B:45/D:70/L:190	
			CV Joint		F		*		- ABS	GS-3376	A:28/B:39/D:63/L:175,5	
			CV Joint	L; R	F	MT	*		--09/01; 05/98--; MD Ducato 14; MD Ducato 18; payload 1800 kg	GS-3378	A:35/B:45/D:70/L:190	
			Drive Shaft		R	F	MT		54	payload 1800 kg	AW-4415	A:35/B:41/D:70/L:1085
			Drive Shaft		L	F			54		AW-4416	A:35/B:41/D:70/L:762
			Drive Shaft		R	F	MT			--09/01; 05/98--; MD Ducato 14; MD Ducato 18; payload 1800 kg; trans.type MG	AW-4452	A:35/B:41/D:70/L:1085
			Drive Shaft		L	F					AW-4453	A:35/B:41/D:70/L:762
			CV Joint		F	MT	*	54	payload 1800 kg	GS-3375	A:35/B:45/D:70/L:190	
			CV Joint		F		*			- ABS	GS-3376	A:28/B:39/D:63/L:175,5
2.8 JTD	94/128	11/00->04/02	CV Joint		F	MT	*	54	+ ABS; payload 1000 kg; payload 1400 kg	GS-3377	A:28/B:39/D:63/L:175,5	
			Drive Shaft		R	F	MT		54	payload 1800 kg	AW-4415	A:35/B:41/D:70/L:1085
			Drive Shaft		L	F			54		AW-4416	A:35/B:41/D:70/L:762
			Drive Shaft		L	F	MT		54	+ ABS; payload 1000 kg; payload 1400 kg	AW-4417	A:28/B:41/D:63/L:757,5
			Drive Shaft		L	F					AW-4453	A:35/B:41/D:70/L:762

		KW/HP		Type	L/R	F/R	AT/MT			ABS			Technical Specification
2.8 JTD 4x4	94/128	11/00->04/02	CV Joint	F		MT	*			54	payload 1800 kg	GS-3375	A:35/B:45/D:70/L:190
			CV Joint	F			*				- ABS	GS-3376	A:28/B:39/D:63/L:175,5
			CV Joint	F		MT	*			54	+ ABS; payload 1000 kg; payload 1400 kg	GS-3377	A:28/B:39/D:63/L:175,5
			Drive Shaft	R	F	MT				54	payload 1800 kg	AW-4415	A:35/B:41/D:70/L:1085
			Drive Shaft	L	F					54		AW-4416	A:35/B:41/D:70/L:762
			Drive Shaft	L	F	MT				54	+ ABS; payload 1000 kg; payload 1400 kg	AW-4417	A:28/B:41/D:63/L:757,5
			Drive Shaft	L	F							AW-4453	A:35/B:41/D:70/L:762
2.8 TDI	90/122	10/97->04/02	CV Joint	F		MT	*			54	payload 1800 kg	GS-3375	A:35/B:45/D:70/L:190
			CV Joint	F			*				- ABS	GS-3376	A:28/B:39/D:63/L:175,5
			CV Joint	F		MT	*			54	+ ABS; payload 1000 kg; payload 1400 kg	GS-3377	A:28/B:39/D:63/L:175,5
			CV Joint	L; R	F	MT	*				--09/01; 05/98--; MD Ducato 10; MD Ducato 18; payload 1800 kg	GS-3378	A:35/B:45/D:70/L:190
			Drive Shaft	R	F	MT				54	payload 1800 kg	AW-4415	A:35/B:41/D:70/L:1085
			Drive Shaft	L	F					54		AW-4416	A:35/B:41/D:70/L:762
			Drive Shaft	L	F	MT				54	+ ABS; payload 1000 kg; payload 1400 kg	AW-4417	A:28/B:41/D:63/L:757,5
Drive Shaft	R	F	MT					--09/01; 05/98--; MD Ducato 10; MD Ducato 18; payload 1800 kg; trans.type MG	AW-4452	A:35/B:41/D:70/L:1085			
Drive Shaft	L	F							AW-4453	A:35/B:41/D:70/L:762			
2.8 TDI 4x4	90/122	07/99->04/02	CV Joint	F		MT	*			54	payload 1800 kg	GS-3375	A:35/B:45/D:70/L:190
			CV Joint	F			*				- ABS	GS-3376	A:28/B:39/D:63/L:175,5
			CV Joint	F		MT	*			54	+ ABS; payload 1000 kg; payload 1400 kg	GS-3377	A:28/B:39/D:63/L:175,5
			CV Joint	L; R	F	MT	*				payload 1800 kg	GS-3378	A:35/B:45/D:70/L:190
			Drive Shaft	R	F	MT				54	payload 1800 kg	AW-4415	A:35/B:41/D:70/L:1085
			Drive Shaft	L	F					54		AW-4416	A:35/B:41/D:70/L:762
			Drive Shaft	L	F	MT				54	+ ABS; payload 1000 kg; payload 1400 kg	AW-4417	A:28/B:41/D:63/L:757,5
Drive Shaft	R	F	MT					payload 1800 kg; trans.type MG	AW-4452	A:35/B:41/D:70/L:1085			
Drive Shaft	L	F							AW-4453	A:35/B:41/D:70/L:762			
DUCATO Bus [244, Z_] 													
2.0	81/110	04/02->	CV Joint	F			*				- ABS	GS-3376	A:28/B:39/D:63/L:175,5
			CV Joint	F		MT	*			54	+ ABS; 06/08--; payload 1100 kg; payload 1500 kg	GS-3377	A:28/B:39/D:63/L:175,5
			Drive Shaft	L	F					54		AW-4416	A:35/B:41/D:70/L:762
			Drive Shaft	R	F					54		AW-4418	A:28/B:41/D:63/L:1079
			Drive Shaft	R	F							AW-4422	A:28/B:41/D:63/L:1079
			Drive Shaft	R	F						--04/03; MD Ducato 11; MD Ducato 15; MD Ducato 18; payload 1800 kg	AW-4452	A:35/B:41/D:70/L:1085
			Drive Shaft	L	F							AW-4453	A:35/B:41/D:70/L:762
2.0 4x4	81/110	05/02->07/06	Drive Shaft	R	F					--04/03; MD Ducato 15; MD Ducato 18	AW-4452	A:35/B:41/D:70/L:1085	
2.0 Bipower	81/110	11/02->	Drive Shaft	L	F					54		AW-4416	A:35/B:41/D:70/L:762
			Drive Shaft	R	F					54		AW-4418	A:28/B:41/D:63/L:1079
			Drive Shaft	R	F							AW-4422	A:28/B:41/D:63/L:1079
			Drive Shaft	L	F							AW-4453	A:35/B:41/D:70/L:762
2.0 JTD	62/84	04/02->	CV Joint	F			*			54	payload 1800 kg	GS-3375	A:35/B:45/D:70/L:190
			CV Joint	F			*				- ABS	GS-3376	A:28/B:39/D:63/L:175,5
			CV Joint	F		MT	*			54	+ ABS	GS-3377	A:28/B:39/D:63/L:175,5
			Drive Shaft	L	F	MT				54	+ ABS; payload 1000 kg; payload 1400 kg	AW-4419	A:28/B:37/D:63/L:771
			Drive Shaft	R	F	MT				54	+ ABS; payload 1000 kg; payload 1400 kg	AW-4423	A:28/B:37/D:63/L:1072

		KW/HP		Type	L/R	F/R	AT/MT			ABS			Technical Specification	
2.3 JTD		81/110	04/02->	CV Joint		F		*		54	+ ABS; ch.5235558->; payload 1800 kg; wheel diameter 16 in	GS-3375	A:35/B:45/D:70/L:190	
				CV Joint		F		*				- ABS	GS-3376	A:28/B:39/D:63/L:175,5
				CV Joint		F	MT	*			54	+ ABS; payload 1100 kg; payload 1500 kg	GS-3377	A:28/B:39/D:63/L:175,5
				Drive Shaft	L	F					54		AW-4416	A:35/B:41/D:70/L:762
				Drive Shaft	R	F					54		AW-4418	A:28/B:41/D:63/L:1079
				Drive Shaft	R	F							AW-4422	A:28/B:41/D:63/L:1079
				Drive Shaft	R	F						->04/03; MD Ducato 11; MD Ducato 15; MD Ducato 18; payload 1800 kg	AW-4452	A:28/B:41/D:63/L:1079
				Drive Shaft	L	F							AW-4453	A:35/B:41/D:70/L:1085
2.8 JTD		94/128	04/02->	CV Joint		F		*		54	+ ABS; ch.5235558->; payload 1800 kg; wheel diameter 16 in	GS-3375	A:35/B:45/D:70/L:190	
				CV Joint		F		*				- ABS	GS-3376	A:28/B:39/D:63/L:175,5
				CV Joint		F	MT	*			54	+ ABS; payload 1100 kg; payload 1500 kg	GS-3377	A:28/B:39/D:63/L:175,5
				Drive Shaft	L	F					54		AW-4416	A:35/B:41/D:70/L:762
				Drive Shaft	R	F					54		AW-4418	A:28/B:41/D:63/L:1079
				Drive Shaft	R	F							AW-4422	A:28/B:41/D:63/L:1079
				Drive Shaft	R	F	AT; MT					->04/03; ->12/11; MD Ducato 11; MD Ducato 18; payload 1800 kg	AW-4452	A:35/B:41/D:70/L:1085
				Drive Shaft	L	F							AW-4453	A:35/B:41/D:70/L:762
2.8 JTD		107/145	04/04->07/06	CV Joint		F	MT	*		54	payload 1100 kg; payload 1500 kg	GS-3377	A:28/B:39/D:63/L:175,5	
				CV Joint		F		*				+ ABS; ch.5235558->; payload 1800 kg; wheel diameter 16 in	GS-3375	A:35/B:45/D:70/L:190
				Drive Shaft	L	F					54		AW-4416	A:35/B:41/D:70/L:762
2.8 JTD 4x4		94/128	07/02->	Drive Shaft	R	F				54		AW-4418	A:28/B:41/D:63/L:1079	
				Drive Shaft	R	F						AW-4422	A:28/B:41/D:63/L:1079	
				Drive Shaft	R	F						->04/03	AW-4452	A:35/B:41/D:70/L:1085
				Drive Shaft	L	F							AW-4453	A:35/B:41/D:70/L:762
				Drive Shaft	L	F							AW-4453	A:35/B:41/D:70/L:762
DUCATO Bus (250, 290) 														
100 Multijet 2,2 D		74/100	07/06->	CV Joint	R	F	5MT; 6MT	*			->05/11; MD Ducato 30; MD Ducato 33; trans.type MLGU	GS-4027	A:41/B:27/D:34,85/L:505	
				CV Joint		F		*				->05/11; MD Ducato 40	GS-4029	A:35/B:29/D:71,5/L:198
				CV Joint		F	MT	*				payload 1200 kg; payload 1500 kg; payload 1700 kg	GS-4030	A:35/B:27/D:71,5/L:193,5
110 Multijet 2,3 D		83/113	10/11->	CV Joint	R	F		*			->07/14	GS-4027	A:41/B:27/D:34,85/L:505	
115 Multijet 2,0 D		85/116	06/11->	CV Joint		F		*				GS-4031	A:35/B:29/D:71,5/L:198	
120 Multijet 2,3 D		88/120	07/06->	CV Joint	R	F	5MT; 6MT	*			->05/11; MD Ducato 30; MD Ducato 33; trans.type MLGU	GS-4027	A:41/B:27/D:34,85/L:505	
				CV Joint		F	MT	*				payload 1500 kg; payload 1700 kg; payload 2000 kg	GS-4029	A:35/B:29/D:71,5/L:198
				CV Joint		F	MT	*				payload 1200 kg	GS-4030	A:35/B:27/D:71,5/L:193,5
130 Multijet 2,3 D		96/131	01/07->	CV Joint	R	F	MT	*		03/14->; MD Ducato 30; MD Ducato 35	GS-4027	A:41/B:27/D:34,85/L:505		
150 Multijet 2,3 D		109/148	06/11->	CV Joint	R	F	MT	*		03/14->; MD Ducato 35	GS-4027	A:41/B:27/D:34,85/L:505		
160 Multijet 3,0 D		116/158	07/06->	CV Joint		F		*				GS-4031	A:35/B:29/D:71,5/L:198	
DUCATO Panorama (280) 														
1.8		51/69	07/82->12/88	CV Joint		F	MT	*				GS-3206	A:28/B:27/D:63/L:175,5	
				Drive Shaft	L	F	MT					AW-4317	A:28/B:25/D:63/L:701	
				Drive Shaft	R	F	MT					AW-4319	A:28/B:25/D:63/L:1072	
1.9 D		52/71	02/87->08/90	CV Joint		F	MT	*				GS-3206	A:28/B:27/D:63/L:175,5	
				Drive Shaft	L	F	MT					AW-4317	A:28/B:25/D:63/L:701	
				Drive Shaft	R	F	MT					AW-4319	A:28/B:25/D:63/L:1072	
1.9 TD		60/82	03/89->08/90	CV Joint		F	MT	*				GS-3206	A:28/B:27/D:63/L:175,5	
				Drive Shaft	L	F	MT					AW-4317	A:28/B:25/D:63/L:701	
				Drive Shaft	R	F	MT					AW-4318	A:28/B:25/D:63/L:1068	

													Technical Specification
		kw/HP		Type	L/R	F/R	AT/MT						
2.0		55/75	01/86->08/90	CV Joint		F	MT	*				GS-3206	A:28/B:27/D:63/L:175,5
				Drive Shaft	L	F	MT				AW-4317	A:28/B:25/D:63/L:701	
				Drive Shaft	R	F	MT				AW-4319	A:28/B:25/D:63/L:1072	
2.0		58/79	07/82->05/85	CV Joint		F	MT	*				GS-3206	A:28/B:27/D:63/L:175,5
				Drive Shaft	L	F	MT				AW-4317	A:28/B:25/D:63/L:701	
				Drive Shaft	R	F	MT				AW-4319	A:28/B:25/D:63/L:1072	
2.0		62/84	09/88->08/90	CV Joint		F	MT	*				GS-3206	A:28/B:27/D:63/L:175,5
				Drive Shaft	L	F	MT				AW-4317	A:28/B:25/D:63/L:701	
				Drive Shaft	R	F	MT				AW-4319	A:28/B:25/D:63/L:1072	
2.4 D		53/72	07/82->12/85	CV Joint		F	MT	*				GS-3206	A:28/B:27/D:63/L:175,5
				Drive Shaft	L	F	MT				AW-4317	A:28/B:25/D:63/L:701	
				Drive Shaft	R	F	MT				AW-4319	A:28/B:25/D:63/L:1072	
2.5 D		55/75	01/86->08/90	CV Joint		F	MT	*				GS-3206	A:28/B:27/D:63/L:175,5
				Drive Shaft	L	F	MT				AW-4317	A:28/B:25/D:63/L:701	
				Drive Shaft	R	F	MT				AW-4319	A:28/B:25/D:63/L:1072	
2.5 D 4x4		55/75	01/87->08/90	CV Joint		F	MT	*				GS-3206	A:28/B:27/D:63/L:175,5
				Drive Shaft	L	F	MT				AW-4317	A:28/B:25/D:63/L:701	
				Drive Shaft	R	F	MT				AW-4319	A:28/B:25/D:63/L:1072	
2.5 TD		68/92	01/87->08/90	CV Joint		F	MT	*				GS-3206	A:28/B:27/D:63/L:175,5
				Drive Shaft	L	F	MT				AW-4317	A:28/B:25/D:63/L:701	
				Drive Shaft	R	F	MT				AW-4319	A:28/B:25/D:63/L:1072	
2.5 TD 4x4		68/92	01/86->08/90	CV Joint		F	MT	*				GS-3206	A:28/B:27/D:63/L:175,5
				Drive Shaft	L	F	MT				AW-4317	A:28/B:25/D:63/L:701	
				Drive Shaft	R	F	MT				AW-4319	A:28/B:25/D:63/L:1072	
DUCATO Panorama [290] 													
1.9 D		52/71	07/90->03/94	CV Joint		F	MT	*				GS-3206	A:28/B:27/D:63/L:175,5
				Drive Shaft	L	F	MT				AW-4317	A:28/B:25/D:63/L:701	
				Drive Shaft	R	F	MT				AW-4319	A:28/B:25/D:63/L:1072	
1.9 TD		60/82	07/90->03/94	CV Joint		F	MT	*				GS-3206	A:28/B:27/D:63/L:175,5
				Drive Shaft	L	F	MT				AW-4317	A:28/B:25/D:63/L:701	
				Drive Shaft	R	F	MT				AW-4319	A:28/B:25/D:63/L:1072	
2.0		62/84	07/90->03/94	CV Joint		F	MT	*				GS-3206	A:28/B:27/D:63/L:175,5
				Drive Shaft	L	F	MT				AW-4317	A:28/B:25/D:63/L:701	
				Drive Shaft	R	F	MT				AW-4319	A:28/B:25/D:63/L:1072	
2.5 D		55/75	07/90->03/94	CV Joint		F	MT	*				GS-3206	A:28/B:27/D:63/L:175,5
				Drive Shaft	L	F	MT				AW-4317	A:28/B:25/D:63/L:701	
				Drive Shaft	R	F	MT				AW-4319	A:28/B:25/D:63/L:1072	
2.5 D 4x4		55/75	07/90->03/94	CV Joint		F	MT	*				GS-3206	A:28/B:27/D:63/L:175,5
				Drive Shaft	L	F	MT				AW-4317	A:28/B:25/D:63/L:701	
				Drive Shaft	R	F	MT				AW-4319	A:28/B:25/D:63/L:1072	
2.5 TD		70/95	08/90->03/94	CV Joint		F	MT	*				GS-3206	A:28/B:27/D:63/L:175,5
				Drive Shaft	L	F	MT				AW-4317	A:28/B:25/D:63/L:701	
				Drive Shaft	R	F	MT				AW-4319	A:28/B:25/D:63/L:1072	
2.5 TD 4x4		70/95	01/91->03/94	CV Joint		F	MT	*				GS-3206	A:28/B:27/D:63/L:175,5
				Drive Shaft	L	F	MT				AW-4317	A:28/B:25/D:63/L:701	
				Drive Shaft	R	F	MT				AW-4319	A:28/B:25/D:63/L:1072	



KW/HP



Type

L/R

F/R

AT/MT

















ABS

















Technical Specification

DUCATO Platform/Chassis (230)

Model	Power (KW/HP)	Period	Type	L/R	F/R	AT/MT	Wheel	Steering	ABS	Info	Wrench	Technical Specification
1.9 D	51/69	03/94->04/02	CV Joint		F		*			- ABS		GS-3376 A:28/B:39/D:63/L:175,5
			CV Joint		F	MT	*	54	+ ABS; payload 1000 kg; payload 1400 kg		GS-3377 A:28/B:39/D:63/L:175,5	
			CV Joint	L; R	F	MT	*		-08/98; 11/94->; payload 1800 kg		GS-3378 A:35/B:45/D:70/L:190	
			Drive Shaft	L	F	MT		54	+ ABS; payload 1000 kg; payload 1400 kg		AW-4419 A:28/B:37/D:63/L:771	
			Drive Shaft	R	F	MT		54	+ ABS; payload 1000 kg; payload 1400 kg		AW-4423 A:28/B:37/D:63/L:1072	
			Drive Shaft	R	F	MT			-08/98; 11/94->; payload 1800 kg; trans.type MG		AW-4452 A:35/B:41/D:70/L:1085	
1.9 D	50/68	04/98->04/02	CV Joint		F		*			- ABS		GS-3376 A:28/B:39/D:63/L:175,5
			CV Joint		F	MT	*	54	+ ABS; payload 1000 kg; payload 1400 kg		GS-3377 A:28/B:39/D:63/L:175,5	
			CV Joint	L; R	F	MT	*		-10/00; payload 1800 kg		GS-3378 A:35/B:45/D:70/L:190	
			Drive Shaft	L	F	MT		54	+ ABS; payload 1000 kg; payload 1400 kg		AW-4419 A:28/B:37/D:63/L:771	
			Drive Shaft	R	F	MT		54	+ ABS; payload 1000 kg; payload 1400 kg		AW-4423 A:28/B:37/D:63/L:1072	
			Drive Shaft	R	F	MT			-10/00; payload 1800 kg; trans.type MG		AW-4452 A:35/B:41/D:70/L:1085	
1.9 TD	60/82	03/94->04/02	CV Joint		F		*			- ABS		GS-3376 A:28/B:39/D:63/L:175,5
			CV Joint		F	MT	*	54	+ ABS; payload 1000 kg; payload 1400 kg		GS-3377 A:28/B:39/D:63/L:175,5	
			CV Joint	L; R	F	MT	*		-04/98; -08/98; 06/96->; 11/94->; MD Ducato 10; MD Ducato 14; payload 1800 kg		GS-3378 A:35/B:45/D:70/L:190	
			Drive Shaft	L	F	MT		54	+ ABS; payload 1000 kg; payload 1400 kg		AW-4419 A:28/B:37/D:63/L:771	
			Drive Shaft	R	F	MT		54	+ ABS; payload 1000 kg; payload 1400 kg		AW-4423 A:28/B:37/D:63/L:1072	
			Drive Shaft	R	F	MT			-04/98; -08/98; 06/96->; 11/94->; MD Ducato 10; MD Ducato 14; payload 1800 kg; trans.type MG		AW-4452 A:35/B:41/D:70/L:1085	
1.9 TD	66/90	04/98->04/02	CV Joint		F		*	54	+ ABS; ch.5235558->; payload 1800 kg; wheel diameter: 16 i		GS-3375 A:35/B:45/D:70/L:190	
			CV Joint		F		*			- ABS		GS-3376 A:28/B:39/D:63/L:175,5
			CV Joint		F	MT	*	54	+ ABS; payload 1000 kg; payload 1400 kg		GS-3377 A:28/B:39/D:63/L:175,5	
			CV Joint	L; R	F	MT	*		-09/01; payload 1800 kg		GS-3378 A:35/B:45/D:70/L:190	
			Drive Shaft	L	F	MT		54	+ ABS; payload 1000 kg; payload 1400 kg		AW-4419 A:28/B:37/D:63/L:771	
			Drive Shaft	R	F	MT		54	+ ABS; payload 1000 kg; payload 1400 kg		AW-4423 A:28/B:37/D:63/L:1072	
1.9 TD CAT	59/80	08/94->04/02	CV Joint		F		*			- ABS		GS-3376 A:28/B:39/D:63/L:175,5
			CV Joint		F	MT	*	54	- ABS; payload 1000 kg; payload 1400 kg		GS-3377 A:28/B:39/D:63/L:175,5	
			CV Joint	L; R	F	MT	*		-04/98; 11/94->; MD Ducato 10; MD Ducato 14; payload 1800 kg		GS-3378 A:35/B:45/D:70/L:190	
			Drive Shaft	L	F	MT		54	+ ABS; payload 1000 kg; payload 1400 kg		AW-4419 A:28/B:37/D:63/L:771	
			Drive Shaft	R	F	MT		54	+ ABS; payload 1000 kg; payload 1400 kg		AW-4423 A:28/B:37/D:63/L:1072	
			Drive Shaft	R	F	MT			-04/98; 11/94->; MD Ducato 10; MD Ducato 14; payload 1800 kg; trans.type MG		AW-4452 A:35/B:41/D:70/L:1085	
2.0	80/109	03/94->04/02	CV Joint		F	MT	*	54	ch.5235559->; payload 1800 kg		GS-3375 A:35/B:45/D:70/L:190	
			CV Joint		F		*			- ABS		GS-3376 A:28/B:39/D:63/L:175,5
			CV Joint		F		*	54			GS-3377 A:28/B:39/D:63/L:175,5	
			CV Joint	L; R	F	MT	*		-09/01; 06/94->; payload 1800 kg		GS-3378 A:35/B:45/D:70/L:190	
			Drive Shaft	R	F	MT		54	ch.5235559->; payload 1800 kg		AW-4415 A:35/B:41/D:70/L:1085	
			Drive Shaft	L	F	MT		54			AW-4416 A:35/B:41/D:70/L:762	
			Drive Shaft	L	F	MT		54	+ ABS; 06/01->; payload 1000 kg; payload 1400 kg		AW-4417 A:28/B:41/D:63/L:757,5	
			Drive Shaft	R	F	MT		54			AW-4418 A:28/B:41/D:63/L:1079	
			Drive Shaft	L	F	MT		54	+ ABS; ->05/01; payload 1000 kg; payload 1400 kg		AW-4419 A:28/B:37/D:63/L:771	
			Drive Shaft	R	F	MT					AW-4422 A:28/B:41/D:63/L:1079	
			Drive Shaft	R	F	MT		54	+ ABS; ->05/01; payload 1000 kg; payload 1400 kg		AW-4423 A:28/B:37/D:63/L:1072	
			Drive Shaft	R	F	MT			-09/01; 06/94->; payload 1800 kg; trans.type MG		AW-4452 A:35/B:41/D:70/L:1085	
Drive Shaft	L	F	MT					AW-4453 A:35/B:41/D:70/L:762				

																
			KW/HP		Type	L/R	F/R	AT/MT	ABS					Technical Specification		
2.0 JTD			62/84	07/01->04/02	Drive Shaft	L	F			54	ch.5235558->		AW-4416	A:35/B:41/D:70/L:762		
					Drive Shaft	L	F								AW-4453	A:35/B:41/D:70/L:762
					CV Joint		F		*		54	+ ABS; ch.5235558->; payload 1800 kg; wheel diameter: 16 i			GS-3375	A:35/B:45/D:70/L:190
					CV Joint		F		*						GS-3376	A:28/B:39/D:63/L:175,5
					CV Joint		F	MT	*		54	+ ABS; payload 1000 kg; payload 1400 kg			GS-3377	A:28/B:39/D:63/L:175,5
					CV Joint	L; R	F	MT	*						GS-3378	A:35/B:45/D:70/L:190
2.5 D			62/84	03/94->04/02	Drive Shaft	L	F			54			AW-4416	A:35/B:41/D:70/L:762		
					Drive Shaft	R	F				54			AW-4418	A:28/B:41/D:63/L:1079	
					Drive Shaft	L	F	MT			54	+ ABS; payload 1000 kg; payload 1400 kg			AW-4419	A:28/B:37/D:63/L:771
					Drive Shaft	R	F							AW-4422	A:28/B:41/D:63/L:1079	
					Drive Shaft	R	F	MT			54	+ ABS; payload 1000 kg; payload 1400 kg			AW-4423	A:28/B:37/D:63/L:1072
					Drive Shaft	R	F	MT							AW-4452	A:35/B:41/D:70/L:1085
					Drive Shaft	L	F								AW-4453	A:35/B:41/D:70/L:762
					CV Joint	L; R	F	MT	*						GS-3378	A:35/B:45/D:70/L:190
2.5 D 4x4			62/84	03/94->04/02	Drive Shaft	L	F			54			AW-4416	A:35/B:41/D:70/L:762		
					Drive Shaft	R	F				54			AW-4418	A:28/B:41/D:63/L:1079	
					Drive Shaft	R	F	MT							AW-4422	A:28/B:41/D:63/L:1079
					Drive Shaft	R	F	MT							AW-4452	A:35/B:41/D:70/L:1085
					Drive Shaft	L	F								AW-4453	A:35/B:41/D:70/L:762
					CV Joint	L; R	F	MT	*						GS-3378	A:35/B:45/D:70/L:190
2.5 TDI			85/116	03/94->04/02	CV Joint		F		*	54	+ ABS; ch.5235558->; payload 1800 kg; wheel diameter: 16 i		GS-3375	A:35/B:45/D:70/L:190		
					CV Joint		F		*					GS-3376	A:28/B:39/D:63/L:175,5	
					CV Joint		F	MT	*		54	+ ABS; payload 1000 kg; payload 1400 kg			GS-3377	A:28/B:39/D:63/L:175,5
					CV Joint	L; R	F	MT	*						GS-3378	A:35/B:45/D:70/L:190
					Drive Shaft	L	F				54				AW-4416	A:35/B:41/D:70/L:762
					Drive Shaft	L	F	MT			54	+ ABS; payload 1000 kg; payload 1400 kg			AW-4417	A:28/B:41/D:63/L:757,5
					Drive Shaft	R	F				54				AW-4418	A:28/B:41/D:63/L:1079
					Drive Shaft	R	F								AW-4422	A:28/B:41/D:63/L:1079
					Drive Shaft	R	F	MT							AW-4452	A:35/B:41/D:70/L:1085
					Drive Shaft	L	F								AW-4453	A:35/B:41/D:70/L:762
2.5 TDI			80/109	03/94->04/02	CV Joint		F		*				GS-3376	A:28/B:39/D:63/L:175,5		
					CV Joint		F	MT	*		54	+ ABS; payload 1000 kg; payload 1400 kg			GS-3377	A:28/B:39/D:63/L:175,5
					CV Joint	L; R	F	MT	*						GS-3378	A:35/B:45/D:70/L:190
					Drive Shaft	L	F				54				AW-4416	A:35/B:41/D:70/L:762
					Drive Shaft	L	F	MT			54	+ ABS; payload 1000 kg; payload 1400 kg			AW-4417	A:28/B:41/D:63/L:757,5
					Drive Shaft	R	F				54				AW-4418	A:28/B:41/D:63/L:1079
					Drive Shaft	R	F								AW-4422	A:28/B:41/D:63/L:1079
					Drive Shaft	R	F	MT							AW-4452	A:35/B:41/D:70/L:1085
2.5 TDI 4x4			85/116	06/98->04/02	Drive Shaft	L	F			54			AW-4416	A:35/B:41/D:70/L:762		
					Drive Shaft	L	F	MT			54	+ ABS; payload 1000 kg; payload 1400 kg			AW-4417	A:28/B:41/D:63/L:757,5
					Drive Shaft	R	F				54				AW-4418	A:28/B:41/D:63/L:1079
					Drive Shaft	R	F								AW-4422	A:28/B:41/D:63/L:1079
					Drive Shaft	R	F	MT							AW-4452	A:35/B:41/D:70/L:1085
					Drive Shaft	L	F								AW-4453	A:35/B:41/D:70/L:762

		KW/HP		Type	L/R	F/R	AT/MT			ABS			Technical Specification	
2.8 D		64/87	02/98->04/02	CV Joint		F	MT	*		54	payload 1800 kg	GS-3375	A:35/B:45/D:70/L:190	
				CV Joint	L; R	F	MT	*		--09/01; 05/98--;	MD Ducato 14; MD Ducato 18; payload 1800 kg	GS-3378	A:35/B:45/D:70/L:190	
				Drive Shaft	R	F	MT			54	payload 1800 kg	AW-4415	A:35/B:41/D:70/L:1085	
				Drive Shaft	L	F				54		AW-4416	A:35/B:41/D:70/L:762	
				Drive Shaft	R	F	MT				--09/01; 05/98--;	MD Ducato 14; MD Ducato 18; payload 1800 kg; trans.type MG	AW-4452	A:35/B:41/D:70/L:1085
				Drive Shaft	L	F						AW-4453	A:35/B:41/D:70/L:762	
2.8 iDTD 4x4		90/122	05/98->09/01	CV Joint		F	MT	*		54	payload 1800 kg	GS-3375	A:35/B:45/D:70/L:190	
				Drive Shaft	R	F	MT			54	payload 1800 kg	AW-4415	A:35/B:41/D:70/L:1085	
				Drive Shaft	L	F				54		AW-4416	A:35/B:41/D:70/L:762	
				Drive Shaft	L	F						AW-4453	A:35/B:41/D:70/L:762	
2.8 JTD		94/128	03/01->04/02	CV Joint		F		*		54	+ ABS; ch.5235558--;	payload 1800 kg; wheel diameter: 16 i	GS-3375	A:35/B:45/D:70/L:190
				CV Joint	L; R	F	MT	*			MD Ducato 14; MD Ducato 18; payload 1800 kg	GS-3378	A:35/B:45/D:70/L:190	
				Drive Shaft	L	F				54	ch.5235558--;	Weight [kg]: 1800	AW-4416	A:35/B:41/D:70/L:762
				Drive Shaft	R	F	MT				MD Ducato 14; MD Ducato 18; payload 1800 kg; trans.type MG	AW-4452	A:35/B:41/D:70/L:1085	
				Drive Shaft	L	F					--ch.5235557; Weight [kg]: 1800	AW-4453	A:35/B:41/D:70/L:762	
2.8 JTD		94/128	11/00->04/02	CV Joint		F	MT	*		54	payload 1800 kg	GS-3375	A:35/B:45/D:70/L:190	
				CV Joint		F		*			- ABS	GS-3376	A:28/B:39/D:63/L:175,5	
				CV Joint		F	MT	*		54	+ ABS; payload 1000 kg; payload 1400 kg	GS-3377	A:28/B:39/D:63/L:175,5	
				CV Joint	L; R	F	MT	*			MD Ducato 14; MD Ducato 18; payload 1800 kg	GS-3378	A:35/B:45/D:70/L:190	
				Drive Shaft	R	F	MT			54	payload 1800 kg	AW-4415	A:35/B:41/D:70/L:1085	
				Drive Shaft	L	F				54		AW-4416	A:35/B:41/D:70/L:762	
				Drive Shaft	L	F	MT			54	+ ABS; payload 1000 kg; payload 1400 kg	AW-4417	A:28/B:41/D:63/L:757,5	
				Drive Shaft	R	F	MT				MD Ducato 14; MD Ducato 18; payload 1800 kg; trans.type MG	AW-4452	A:35/B:41/D:70/L:1085	
2.8 JTD 4x4		94/128	10/01->04/02	Drive Shaft	L	F			54	ch.5235558--;	Weight [kg]: 1800	AW-4416	A:35/B:41/D:70/L:762	
				Drive Shaft	L	F					--ch.5235557; Weight [kg]: 1800	AW-4453	A:35/B:41/D:70/L:762	
2.8 TDI		90/122	12/98->04/02	CV Joint		F	MT	*		54	payload 1000 kg; payload 1400 kg; payload 1800 kg	GS-3375	A:35/B:45/D:70/L:190	
				CV Joint		F		*			- ABS	GS-3376	A:28/B:39/D:63/L:175,5	
				CV Joint		F	MT	*		54	+ ABS; payload 1000 kg; payload 1400 kg	GS-3377	A:28/B:39/D:63/L:175,5	
				CV Joint	L; R	F	MT	*			--09/01; MD Ducato 18; payload 1800 kg	GS-3378	A:35/B:45/D:70/L:190	
				Drive Shaft	R	F	MT			54	payload 1800 kg	AW-4415	A:35/B:41/D:70/L:1085	
				Drive Shaft	L	F				54		AW-4416	A:35/B:41/D:70/L:762	
				Drive Shaft	L	F	MT			54	+ ABS; payload 1000 kg; payload 1400 kg	AW-4417	A:28/B:41/D:63/L:757,5	
				Drive Shaft	R	F	MT				--09/01; MD Ducato 18; payload 1800 kg; trans.type MG	AW-4452	A:35/B:41/D:70/L:1085	
2.8 TDI		90/122	12/98->04/02	Drive Shaft	L	F					AW-4453	A:35/B:41/D:70/L:762		
DUCATO Platform/Chassis [244] 														
2.0 JTD		62/84	04/02->07/06	CV Joint		F		*		54	payload 1800 kg	GS-3375	A:35/B:45/D:70/L:190	
				CV Joint		F		*			- ABS	GS-3376	A:28/B:39/D:63/L:175,5	
				CV Joint		F	MT	*		54	+ ABS	GS-3377	A:28/B:39/D:63/L:175,5	
				Drive Shaft	L	F	MT			54	+ ABS; payload 1000 kg; payload 1400 kg	AW-4419	A:28/B:37/D:63/L:771	
				Drive Shaft	R	F	MT			54	+ ABS; payload 1000 kg; payload 1400 kg	AW-4423	A:28/B:37/D:63/L:1072	

		kw/HP		Type	L/R	F/R	AT/MT			ABS			Technical Specification	
2.3 JTD	81/110	04/02->07/06	CV Joint		F			*		54	+ ABS; ch.5235558->; payload 1800 kg; wheel diameter 16 in	GS-3375	A:35/B:45/D:70/L:190	
			CV Joint		F			*			- ABS	GS-3376	A:28/B:39/D:63/L:175,5	
			CV Joint		F		MT		*		54	+ ABS; payload 1100 kg; payload 1500 kg	GS-3377	A:28/B:39/D:63/L:175,5
			Drive Shaft	L	F						54		AW-4416	A:35/B:41/D:70/L:762
			Drive Shaft	R	F						54		AW-4418	A:28/B:41/D:63/L:1079
			Drive Shaft	R	F								AW-4422	A:28/B:41/D:63/L:1079
			Drive Shaft	R	F							->04/03; MD Ducato 15; MD Ducato 18; payload 1800 kg	AW-4452	A:35/B:41/D:70/L:1085
2.8 JTD	94/128	04/02->07/06	CV Joint		F			*		54	ch.5235558->; payload 1800 kg; wheel diameter 16 in	GS-3375	A:35/B:45/D:70/L:190	
			CV Joint		F			*			- ABS	GS-3376	A:28/B:39/D:63/L:175,5	
			CV Joint		F		MT		*		54	+ ABS; payload 1100 kg; payload 1500 kg	GS-3377	A:28/B:39/D:63/L:175,5
			Drive Shaft	L	F						54		AW-4416	A:35/B:41/D:70/L:762
			Drive Shaft	R	F						54		AW-4418	A:28/B:41/D:63/L:1079
			Drive Shaft	R	F								AW-4422	A:28/B:41/D:63/L:1079
			Drive Shaft	R	F		AT; MT					->04/03; MD Ducato 15; MD Ducato 18; payload 1800 kg	AW-4452	A:35/B:41/D:70/L:1085
2.8 JTD 4x4	94/128	10/02->07/06	CV Joint		F			*		54	ch.5235558->; payload 1800 kg; wheel diameter 16 in	GS-3375	A:35/B:45/D:70/L:190	
			Drive Shaft	L	F					54		AW-4416	A:35/B:41/D:70/L:762	
			Drive Shaft	R	F						54		AW-4418	A:28/B:41/D:63/L:1079
			Drive Shaft	R	F								AW-4422	A:28/B:41/D:63/L:1079
			Drive Shaft	R	F							->04/03; MD Ducato 15; MD Ducato 18	AW-4452	A:35/B:41/D:70/L:1085
			Drive Shaft	L	F								AW-4453	A:35/B:41/D:70/L:762
2.8 JTD Power	107/146	05/04->07/06	CV Joint		F			*			- ABS	GS-3376	A:28/B:39/D:63/L:175,5	
			CV Joint		F		MT		*	54	+ ABS; payload 1100 kg; payload 1500 kg	GS-3377	A:28/B:39/D:63/L:175,5	
			Drive Shaft	L	F						54		AW-4416	A:35/B:41/D:70/L:762
			Drive Shaft	R	F						54		AW-4418	A:28/B:41/D:63/L:1079
			Drive Shaft	R	F								AW-4422	A:28/B:41/D:63/L:1079
			Drive Shaft	L	F								AW-4453	A:35/B:41/D:70/L:762
DUCATO Platform/Chassis (250, 290) 														
100 Multijet 2,2 D	74/100	07/06->	CV Joint	L; R	F		5MT; 6MT		*		->05/11; MD Ducato 30; MD Ducato 33; MD Ducato 35; trans.type MLGU	GS-4027	A:41/B:27/D:34,85/L:505	
			CV Joint		F				*			->05/11; MD Ducato 30; MD Ducato 40	GS-4029	A:35/B:29/D:71,5/L:198
			CV Joint		F		MT		*			payload 1200 kg; payload 1500 kg; payload 1700 kg	GS-4030	A:35/B:27/D:71,5/L:193,5
110 Multijet 2,3 D	83/113	10/11->	CV Joint	R	F				*		->07/14	GS-4027	A:41/B:27/D:34,85/L:505	
115 Multijet 2,0 D	85/116	06/11->	CV Joint		F				*			GS-4031	A:35/B:29/D:71,5/L:198	
			CV Joint	L; R	F		5MT; 6MT		*		->05/11; ->05/12; ->12/13; MD Ducato 30; MD Ducato 33; MD Ducato 35; trans.type MLGU	GS-4027	A:41/B:27/D:34,85/L:505	
			CV Joint		F		MT		*			payload 1500 kg; payload 1700 kg; payload 2000 kg	GS-4029	A:35/B:29/D:71,5/L:198
120 Multijet 2,3 D	88/120	07/06->	CV Joint		F		MT		*		payload 1200 kg	GS-4030	A:35/B:27/D:71,5/L:193,5	
			CV Joint	R	F		MT		*		->07/14; 03/14->; 06/11->; MD Ducato 30; MD Ducato 33; MD Ducato 35; MD Ducato 40	GS-4027	A:41/B:27/D:34,85/L:505	
			CV Joint		F		6MT		*			engine F1AE0481N; engine F1AE3481D; payload 1500 kg; payload 1700 kg; payload 2000 kg	GS-4029	A:35/B:29/D:71,5/L:198
130 Multijet 2,3 D	96/131	01/07->	CV Joint		F		6MT		*		engine F1AE0481N; engine F1AE3481D; payload 1500 kg; payload 1700 kg; payload 2000 kg	GS-4029	A:35/B:29/D:71,5/L:198	
			CV Joint		F		6MT		*			engine F1AE0481N; engine F1AE3481D; payload 1200 kg	GS-4030	A:35/B:27/D:71,5/L:193,5
			CV Joint		F		6AT		*			engine F1AE3481D	GS-4031	A:35/B:29/D:71,5/L:198
160 Multijet 3,0 D	116/158	07/06->	CV Joint		F				*		GS-4031	A:35/B:29/D:71,5/L:198		
160 Multijet 3,0 D	115/156	07/06->	CV Joint		F		6MT		*		->05/12; trans.type M40 CV6	GS-4031	A:35/B:29/D:71,5/L:198	



KW/HP



Type

L/R F/R

AT/MT



ABS



Technical Specification

DUCATO Platform/Chassis (280)

1.9 D	52/71	01/88->08/90	CV Joint		F	MT	*	GS-3206	A:28/B:27/D:63/L:175,5
			Drive Shaft	L	F	MT		AW-4317	A:28/B:25/D:63/L:701
			Drive Shaft	R	F	MT		AW-4319	A:28/B:25/D:63/L:1072
1.9 TD	60/82	03/89->08/90	CV Joint		F	MT	*	GS-3206	A:28/B:27/D:63/L:175,5
			Drive Shaft	L	F	MT		AW-4317	A:28/B:25/D:63/L:701
			Drive Shaft	R	F	MT		AW-4318	A:28/B:25/D:63/L:1068
2.0	55/75	07/85->08/90	CV Joint		F	MT	*	GS-3206	A:28/B:27/D:63/L:175,5
			Drive Shaft	L	F	MT		AW-4317	A:28/B:25/D:63/L:701
			Drive Shaft	R	F	MT		AW-4319	A:28/B:25/D:63/L:1072
2.0	62/84	08/88->08/90	CV Joint		F	MT	*	GS-3206	A:28/B:27/D:63/L:175,5
			Drive Shaft	L	F	MT		AW-4317	A:28/B:25/D:63/L:701
			Drive Shaft	R	F	MT		AW-4319	A:28/B:25/D:63/L:1072
2.5 D	55/75	07/82->08/90	CV Joint		F	MT	*	GS-3206	A:28/B:27/D:63/L:175,5
			Drive Shaft	L	F	MT		AW-4317	A:28/B:25/D:63/L:701
			Drive Shaft	R	F	MT		AW-4319	A:28/B:25/D:63/L:1072
2.5 D 4x4	55/75	03/89->08/90	CV Joint		F	MT	*	GS-3206	A:28/B:27/D:63/L:175,5
			Drive Shaft	L	F	MT		AW-4317	A:28/B:25/D:63/L:701
			Drive Shaft	R	F	MT		AW-4319	A:28/B:25/D:63/L:1072
2.5 TD	68/92	01/86->08/90	CV Joint		F	MT	*	GS-3206	A:28/B:27/D:63/L:175,5
			Drive Shaft	L	F	MT		AW-4317	A:28/B:25/D:63/L:701
			Drive Shaft	R	F	MT		AW-4319	A:28/B:25/D:63/L:1072

DUCATO Platform/Chassis (290)











1.9 TD	60/82	03/89->03/94	CV Joint		F	MT	*	GS-3206	A:28/B:27/D:63/L:175,5
			Drive Shaft	L	F	MT		AW-4317	A:28/B:25/D:63/L:701
			Drive Shaft	R	F	MT		AW-4319	A:28/B:25/D:63/L:1072
2.0	62/84	07/90->03/94	CV Joint		F	MT	*	GS-3206	A:28/B:27/D:63/L:175,5
			Drive Shaft	L	F	MT		AW-4317	A:28/B:25/D:63/L:701
			Drive Shaft	R	F	MT		AW-4319	A:28/B:25/D:63/L:1072
2.5 D	55/75	03/89->03/94	CV Joint		F	MT	*	GS-3206	A:28/B:27/D:63/L:175,5
			Drive Shaft	L	F	MT		AW-4317	A:28/B:25/D:63/L:701
			Drive Shaft	R	F	MT		AW-4319	A:28/B:25/D:63/L:1072
2.5 D 4x4	55/75	07/90->03/94	CV Joint		F	MT	*	GS-3206	A:28/B:27/D:63/L:175,5
			Drive Shaft	L	F	MT		AW-4317	A:28/B:25/D:63/L:701
			Drive Shaft	R	F	MT		AW-4319	A:28/B:25/D:63/L:1072
2.5 TD	70/95	07/90->03/94	CV Joint		F	MT	*	GS-3206	A:28/B:27/D:63/L:175,5
			Drive Shaft	L	F	MT		AW-4317	A:28/B:25/D:63/L:701
			Drive Shaft	R	F	MT		AW-4319	A:28/B:25/D:63/L:1072
2.5 TD 4x4	70/95	07/90->03/94	CV Joint		F	MT	*	GS-3206	A:28/B:27/D:63/L:175,5
			Drive Shaft	L	F	MT		AW-4317	A:28/B:25/D:63/L:701
			Drive Shaft	R	F	MT		AW-4319	A:28/B:25/D:63/L:1072

FIORINO (147)

1.7 D	42/57	01/88->10/93	CV Joint			MT	*	GS-3227	B:25/D2:100/L:32
1.7 D	44/60	12/87->12/90	CV Joint			MT	*	GS-3227	B:25/D2:100/L:32

FIORINO Box (146)

60 1.7 D	44/60	05/88->05/00	CV Joint			MT	*	GS-3227	B:25/D2:100/L:32
----------	-------	--------------	----------	--	--	----	---	---------	------------------

	kW/HP		Type	L/R	F/R	AT/MT			ABS			Technical Specification
65 1.7 TD	46/63	01/97->05/01	CV Joint	R	F		*				GS-3655	A:22/B:22/D:52/L:151,5
FIORINO Pick up (146) 												
1.7 D	44/60	05/88->10/99	CV Joint			MT	*				GS-3227	B:25/D2:100/L:32
1.7 TD	46/63	01/97->05/01	CV Joint	R	F		*				GS-3655	A:22/B:22/D:52/L:151,5
GRANDE PUNTO (199) 												
1.2	51/69	09/10->	CV Joint				*				GS-4015	A:22/B:21/D:51,2/L:133,5
			CV Joint		F		*	GKN			GS-3708	A:22/B:21/D:51/D2:75/L:133,5
1.2	48/65	10/05->	CV Joint				*				GS-3783	A:22/B:21/D:51/D2:78/L:133,5
			CV Joint				*	ver. Costruttore Gkn			GS-4015	A:22/B:21/D:51,2/L:133,5
			CV Joint		F		*	Delphi			GS-4016	A:22/B:27/D:51/L:133,5
1.3 D Multijet	55/75	10/05->	CV Joint		F		*				GS-4017	A:25/B:23/D:51/L:144,5
1.4	55/75	06/06->	CV Joint				*				GS-4015	A:22/B:21/D:51,2/L:133,5
1.4	57/77	10/05->	CV Joint		F		*				GS-3708	A:22/B:21/D:51/D2:75/L:133,5
			CV Joint				*				GS-4015	A:22/B:21/D:51,2/L:133,5
1.4 16V	70/95	10/05->	CV Joint		F		*				GS-3708	A:22/B:21/D:51/D2:75/L:133,5
			CV Joint				*				GS-4015	A:22/B:21/D:51,2/L:133,5
IDEA (350) 												
1.2 16V	59/80	01/04->	CV Joint				*				GS-3783	A:22/B:21/D:51/D2:78/L:133,5
1.3 JTD	51/70	01/04->	CV Joint		F		*	--09/05			GS-3233	B:25/D2:100/L:32
			CV Joint		F		*				GS-4017	A:25/B:23/D:51/L:144,5
1.4	57/77	10/05->	CV Joint		F		*				GS-3708	A:22/B:21/D:51/D2:75/L:133,5
1.4 16V	70/95	01/04->	CV Joint		F		*				GS-3708	A:22/B:21/D:51/D2:75/L:133,5
			CV Joint				*				GS-3783	A:22/B:21/D:51/D2:78/L:133,5
MAREA (185) 												
1.4 80 12V	59/80	09/96->05/02	CV Joint		F		*	-- VET # 176272; -- VET # 180747; -- VET # 5054834			GS-3228	A:22/B:20/D:46,8/L:127,5
1.6 100 16V	76/103	09/96->05/02	CV Joint		F	AT	*	--12/99; MD PT 185			GS-3239	A:22/B:22/D:46,8/L:127,5
1.8 115 16V	83/113	09/96->05/02	CV Joint		F		*	44 + ABS; -- VET # 0176272, 0180747, 50			GS-3389	A:25/B:25/D:52/L:143
			CV Joint		F		*				GS-3394	A:25/B:25/D:51/L:143
1.9 JTD 105	77/105	04/99->01/01	CV Joint		F		*				GS-3394	A:25/B:25/D:51/L:143
			CV Joint		F		*				GS-3233	B:25/D2:100/L:32
1.9 JTD 110	81/110	01/01->05/02	CV Joint		F		*				GS-3394	A:25/B:25/D:51/L:143
			CV Joint		F		*				GS-3389	A:25/B:25/D:52/L:143
1.9 TD 100	74/100	09/96->05/02	CV Joint		F		*	44 + ABS; -- VET # 176272; -- VET # 180747; -- VET # 5054834			GS-3394	A:25/B:25/D:51/L:143
			CV Joint		F		*	VET # 176273->; VET # 180748->; VET # 5054835->			GS-3394	A:25/B:25/D:51/L:143
1.9 TD 75	55/75	09/96->05/02	CV Joint		F		*	44 + ABS; -- VET # 176272; -- VET # 180747; -- VET # 5054834			GS-3389	A:25/B:25/D:52/L:143
			CV Joint		F		*	VET # 176273->; VET # 180748->; VET # 5054835->			GS-3394	A:25/B:25/D:51/L:143
2.0 150 20V	110/150	01/01->05/02	CV Joint		F		*	- ABS			GS-3232	A:25/B:25/D:52/L:143
			CV Joint		F		*	- ABS			GS-3233	B:25/D2:100/L:32
2.0 150 20V	108/147	09/96->04/99	CV Joint		F		*	- ABS			GS-3232	A:25/B:25/D:52/L:143
			CV Joint		F		*				GS-3233	B:25/D2:100/L:32
2.0 155 20V	113/154	04/99->01/01	CV Joint		F		*	- ABS			GS-3232	A:25/B:25/D:52/L:143
			CV Joint		F		*	- ABS			GS-3233	B:25/D2:100/L:32
2.4 JTD 130	96/130	04/99->05/02	CV Joint		F		*				GS-3233	B:25/D2:100/L:32
			CV Joint		F		*				GS-3689	A:25/B:28/D:59/L:148
2.4 TD 125	91/125	09/96->04/99	CV Joint		F		*				GS-3233	B:25/D2:100/L:32
			CV Joint		F		*	VET # 176273->; VET # 180748->; VET # 5054835->			GS-3689	A:25/B:28/D:59/L:148



KW/HP



Type

L/R F/R

AT/MT



ABS



Technical Specification

MAREA Weekend [185]

1.4 80 12V	59/80	09/96->05/02	CV Joint	F	*			-> VET # 176272; -> VET # 180747; -> VET # 5054834	GS-3228	A:22/B:20/D:46,8/L:127,5
			CV Joint	F	*			-> VET # 176272; -> VET # 180747; -> VET # 5054834	GS-3233	B:25/D2:100/L:32
1.6 100 16V	76/103	09/96->05/02	CV Joint	F	AT	*		->12/99; MD PT 185	GS-3239	A:22/B:22/D:46,8/L:127,5
1.9 JTD 105	77/105	04/99->05/02	CV Joint	F	*				GS-3394	A:25/B:25/D:51/L:143
			CV Joint	F	*				GS-3233	B:25/D2:100/L:32
1.9 JTD 110	81/110	01/01->05/02	CV Joint	F	*				GS-3394	A:25/B:25/D:51/L:143
			CV Joint	F	*				GS-3389	A:25/B:25/D:52/L:143
1.9 TD 100	74/100	09/96->05/02	CV Joint	F	*		44	+ ABS; -> VET # 176272; -> VET # 180747; -> VET # 5054834	GS-3394	A:25/B:25/D:51/L:143
			CV Joint	F	*			VET # 176273->; VET # 180748->; VET # 5054835->	GS-3394	A:25/B:25/D:51/L:143
			CV Joint	F	*		44	+ ABS; -> VET # 176272; -> VET # 180747; -> VET # 5054834	GS-3389	A:25/B:25/D:52/L:143
			CV Joint	F	*			VET # 176273->; VET # 180748->; VET # 5054835->	GS-3394	A:25/B:25/D:51/L:143
1.9 TD 75	55/75	09/96->05/02	CV Joint	F	*				GS-3232	A:25/B:25/D:52/L:143
			CV Joint	F	*			- ABS	GS-3233	B:25/D2:100/L:32
2.0 150 20V	110/150	01/01->05/02	CV Joint	F	*			- ABS	GS-3232	A:25/B:25/D:52/L:143
			CV Joint	F	*			- ABS	GS-3233	B:25/D2:100/L:32
			CV Joint	F	*			- ABS	GS-3232	A:25/B:25/D:52/L:143
			CV Joint	F	*			- ABS	GS-3233	B:25/D2:100/L:32
2.0 152 20V	113/154	04/99->02/03	CV Joint	F	*			- ABS	GS-3232	A:25/B:25/D:52/L:143
			CV Joint	F	*			- ABS	GS-3233	B:25/D2:100/L:32
2.4 JTD 130	96/130	04/99->05/02	CV Joint	F	*				GS-3233	B:25/D2:100/L:32
			CV Joint	F	*				GS-3689	A:25/B:28/D:59/L:148
			CV Joint	F	*				GS-3233	B:25/D2:100/L:32
2.4 TD 125	91/125	09/96->04/99	CV Joint	F	*			VET # 176273->; VET # 180748->; VET # 5054835->	GS-3689	A:25/B:28/D:59/L:148

MULTIPLA [186]


















1.6 100 16V [186AXA1A]	76/103	04/99->06/10	CV Joint	F	*				GS-3756	A:25/B:22/D:51/L:141,5
1.6 16V [186AGB1A]	70/95	04/02->06/10	CV Joint	F	*				GS-3756	A:25/B:22/D:51/L:141,5
1.6 16V Bipower [186AMB1A]	76/103	04/99->06/10	CV Joint	F	*				GS-3756	A:25/B:22/D:51/L:141,5
1.6 16V Bipower [186AXC1A]	76/103	10/01->06/10	CV Joint	F	*				GS-3756	A:25/B:22/D:51/L:141,5
			CV Joint	F	*				GS-3233	B:25/D2:100/L:32
1.6 16V Blupower [186AMA1A]	70/95	04/99->06/10	CV Joint	F	*				GS-3756	A:25/B:22/D:51/L:141,5
			CV Joint	F	*				GS-3233	B:25/D2:100/L:32
1.9 JTD [186AXE1A]	88/120	04/02->06/10	CV Joint	F	*				GS-3233	B:25/D2:100/L:32
			CV Joint	F	*				GS-3394	A:25/B:25/D:51/L:143
1.9 JTD 105 [186AXB1A]	77/105	04/99->06/10	CV Joint	F	*				GS-3233	B:25/D2:100/L:32
			CV Joint	F	*				GS-3394	A:25/B:25/D:51/L:143
			CV Joint	F	*				GS-3233	B:25/D2:100/L:32
1.9 JTD 110	81/110	03/01->07/02	CV Joint	F	*				GS-3394	A:25/B:25/D:51/L:143
			CV Joint	F	*				GS-3233	B:25/D2:100/L:32
1.9 JTD 115	85/115	07/02->06/10	CV Joint	F	*				GS-3394	A:25/B:25/D:51/L:143












PALIO [178BX]













1.0	45/61	04/96->	CV Joint	F	*			- ABS; 08/00->	GS-3655	A:22/B:22/D:52/L:151,5
1.2	54/73	06/98->	CV Joint	F	*			- ABS; 08/00->	GS-3655	A:22/B:22/D:52/L:151,5
1.2	50/68	06/99->10/00	CV Joint	F	*			- ABS; 08/00->	GS-3655	A:22/B:22/D:52/L:151,5
1.2	44/60	07/97->08/02	CV Joint	F	*			- ABS; 08/00->	GS-3655	A:22/B:22/D:52/L:151,5











PALIO Weekend [178DX]













1.2	59/80	09/01->	CV Joint	F	*			- ABS	GS-3655	A:22/B:22/D:52/L:151,5
1.2 [178DX.G1A]	54/73	04/96->02/01	CV Joint	F	*			- ABS; 08/00->	GS-3655	A:22/B:22/D:52/L:151,5
1.2 [178DYA1A]	44/60	02/01->	CV Joint	F	*			- ABS	GS-3655	A:22/B:22/D:52/L:151,5








													
PANDA (169) 													
1.1		40/54	09/03->	CV Joint		F			*			GS-3968	A:22/B:20/D:47/L:130
1.2		44/60	09/03->	CV Joint		F			*			GS-3968	A:22/B:20/D:47/L:130
PANDA Van (169) 													
1.2 LPG		44/60	04/09->	CV Joint		F			*			GS-3968	A:22/B:20/D:47/L:130
1.3 D Multijet 4x4		51/70	10/04->	CV Joint		R			*			GS-3968	A:22/B:20/D:47/L:130
PUNTO (176) 													
1.2 16V		63/86	04/97->09/99	CV Joint		F	MT		*			GS-3228	A:22/B:20/D:46,8/L:127,5
				CV Joint		F			*	44	+ ABS	GS-3107	A:25/B:25/D:52/L:143
1.4 GT Turbo		98/133	01/94->09/96	CV Joint		F			*		- ABS	GS-3232	A:25/B:25/D:52/L:143
				CV Joint		F			*		*	GS-3233	B:25/D2:100/L:32
				CV Joint		F			*	44	+ ABS	GS-3107	A:25/B:25/D:52/L:143
1.4 GT Turbo		96/131	09/96->09/99	CV Joint		F			*		- ABS	GS-3232	A:25/B:25/D:52/L:143
				CV Joint		F			*		*	GS-3233	B:25/D2:100/L:32
				CV Joint		F			*		- ABS	GS-3228	A:22/B:20/D:46,8/L:127,5
1.6		65/88	01/94->04/97	CV Joint		F			*	44	+ ABS	GS-3229	A:22/B:20/D:46,8/L:127,5
				CV Joint		F			*			GS-3228	A:22/B:20/D:46,8/L:127,5
1.7 D		42/57	04/94->09/97	CV Joint		F			*			GS-3228	A:22/B:20/D:46,8/L:127,5
				CV Joint		F			*	44	+ ABS; -> VET # 325195; -> VET # 724955	GS-3107	A:25/B:25/D:52/L:143
1.7 TD		52/71	01/94->09/99	CV Joint		F			*		- ABS; -> VET # 325195; -> VET # 724955	GS-3232	A:25/B:25/D:52/L:143
				CV Joint		F			*		*	GS-3233	B:25/D2:100/L:32
				CV Joint		F			*	44	+ ABS; -> VET # 325195; -> VET # 724955	GS-3107	A:25/B:25/D:52/L:143
1.7 TD		51/69	01/94->09/99	CV Joint		F			*		- ABS; -> VET # 325195; -> VET # 724955	GS-3232	A:25/B:25/D:52/L:143
				CV Joint		F			*		*	GS-3233	B:25/D2:100/L:32
55 1.1		40/54	09/93->09/99	CV Joint		F			*		- ABS	GS-3228	A:22/B:20/D:46,8/L:127,5
				CV Joint		F	MT		*	44	+ ABS	GS-3229	A:22/B:20/D:46,8/L:127,5
60 1.2		43/58	01/94->09/99	CV Joint		F			*		- ABS	GS-3228	A:22/B:20/D:46,8/L:127,5
				CV Joint		F	MT		*	44	+ ABS	GS-3229	A:22/B:20/D:46,8/L:127,5
60 1.2		44/60	03/94->09/99	CV Joint		F			*		- ABS	GS-3228	A:22/B:20/D:46,8/L:127,5
				CV Joint		F	MT		*	44		GS-3229	A:22/B:20/D:46,8/L:127,5
75 1.2		54/73	10/93->09/99	CV Joint		F	MT		*		- ABS	GS-3228	A:22/B:20/D:46,8/L:127,5
				CV Joint		F			*	44	+ ABS	GS-3229	A:22/B:20/D:46,8/L:127,5
PUNTO (188) 													
1.2 16V 80 (188.233, .235, .253, .255, .333, .353, .639...)		59/80	09/99->	CV Joint		F			*			GS-3708	A:22/B:21/D:51/D2:75/L:133,5
				CV Joint		F	MT		*			GS-3783	A:22/B:21/D:51/D2:78/L:133,5
				Drive Shaft	L	F	MT					AW-4706	A:22/B:22/D:51/L:612
				Drive Shaft	R	F	MT					AW-4707	A:22/B:22/D:51/L:841
				CV Joint		F	MT		*			GS-3708	A:22/B:21/D:51/D2:75/L:133,5
1.2 60 (188.030, .050, .130, .150, .230, .250)		44/60	09/99->	CV Joint		F	MT		*			GS-3783	A:22/B:21/D:51/D2:78/L:133,5
				Drive Shaft	L	F	MT					AW-4706	A:22/B:22/D:51/L:612
				Drive Shaft	R	F	MT					AW-4707	A:22/B:22/D:51/L:841
				CV Joint		F			*		GKN	GS-3708	A:22/B:21/D:51/D2:75/L:133,5
1.2 Natural Power		44/60	09/03->	CV Joint		F			*		Delphi	GS-4016	A:22/B:27/D:51/L:133,5
				Drive Shaft	L	F						AW-4706	A:22/B:22/D:51/L:612
				Drive Shaft	R	F						AW-4707	A:22/B:22/D:51/L:841

	KW/HP		Type	L/R	F/R	AT/MT			ABS			Technical Specification
1.3 JTD 16V	51/70	06/03->	CV Joint		F				*	->ch.822488	GS-3233	B:25/D2:100/L:32
			CV Joint		F				*	->ch.822488	GS-3394	A:25/B:25/D:51/L:143
			CV Joint		F					*	ch.822489->	GS-4017
1.4	70/95	09/03->	CV Joint		F				*		GS-3708	A:22/B:21/D:51/D2:75/L:133,5
			Drive Shaft	L	F							AW-4706
1.8 130 HGT (188.738, .718)	96/130	09/99->	CV Joint		F				*		GS-3233	B:25/D2:100/L:32
			CV Joint		F				*		GS-3394	A:25/B:25/D:51/L:143
1.9 DS 60 (188.031, .051, .231, .251)	44/60	09/99->	CV Joint		F				*		GS-3233	B:25/D2:100/L:32
			CV Joint		F				*		GS-3708	A:22/B:21/D:51/D2:75/L:133,5
			CV Joint		F					*		GS-3783
1.9 JTD	63/86	10/01->	CV Joint		F				*		GS-3233	B:25/D2:100/L:32
			CV Joint		F				*		GS-3394	A:25/B:25/D:51/L:143
1.9 JTD 80 (188.237, .257, .337, .357)	59/80	09/99->	CV Joint		F				*		GS-3233	B:25/D2:100/L:32
			CV Joint		F				*		GS-3394	A:25/B:25/D:51/L:143
PUNTO (199) 												
1.2	51/69	03/12->	CV Joint						*		GS-4015	A:22/B:21/D:51,2/L:133,5
1.4	57/78	03/12->	CV Joint						*		GS-4015	A:22/B:21/D:51,2/L:133,5
1.4 Bifuel	57/78	03/12->	CV Joint						*		GS-4015	A:22/B:21/D:51,2/L:133,5
1.4 Natural Power	57/78	03/12->	CV Joint						*		GS-4015	A:22/B:21/D:51,2/L:133,5
PUNTO Convertible (176C) 												
60 1.2	43/58	04/94->06/00	CV Joint		F				*	- ABS	GS-3228	A:22/B:20/D:46,8/L:127,5
			CV Joint		F	MT			*	44 + ABS	GS-3229	A:22/B:20/D:46,8/L:127,5
60 1.2	44/60	05/95->06/00	CV Joint		F				*	- ABS	GS-3228	A:22/B:20/D:46,8/L:127,5
			CV Joint		F	MT			*	44 + ABS	GS-3229	A:22/B:20/D:46,8/L:127,5
85 16V 1.2	63/86	04/97->06/00	CV Joint		F				*		GS-3228	A:22/B:20/D:46,8/L:127,5
90 1.6	65/88	04/94->04/97	CV Joint		F	MT			*	- ABS	GS-3228	A:22/B:20/D:46,8/L:127,5
			CV Joint		F				*	44 + ABS	GS-3229	A:22/B:20/D:46,8/L:127,5
PUNTO EVO (199) 												
1.2	48/65	10/09->02/12	CV Joint						*		GS-4015	A:22/B:21/D:51,2/L:133,5
1.4	57/77	10/09->02/12	CV Joint						*		GS-4015	A:22/B:21/D:51,2/L:133,5
1.4 LPG	57/78	06/09->02/12	CV Joint						*		GS-4015	A:22/B:21/D:51,2/L:133,5
1.4 Natural Power	57/78	10/09->02/12	CV Joint						*		GS-4015	A:22/B:21/D:51,2/L:133,5
PUNTO Van (176L) 												
1.1	40/54	04/96->02/00	CV Joint		F	MT			*	44	GS-3229	A:22/B:20/D:46,8/L:127,5
1.7 D	42/57	04/96->02/00	CV Joint		F				*		GS-3228	A:22/B:20/D:46,8/L:127,5
			CV Joint		F				*	44 + ABS; -> VET # 325195; -> VET # 724955	GS-3107	A:25/B:25/D:52/L:143
1.7 TD	52/71	04/96->02/00	CV Joint		F				*	- ABS; -> VET # 325195; -> VET # 724955	GS-3232	A:25/B:25/D:52/L:143
			CV Joint		F					*		GS-3233
PUNTO Van (188AX) 												
1.2 60	44/60	02/00->10/09	CV Joint		F				*		GS-3708	A:22/B:21/D:51/D2:75/L:133,5
			Drive Shaft	L	F						AW-4706	A:22/B:22/D:51/L:612
			Drive Shaft	R	F							AW-4707
1.9 D 60	44/60	02/00->10/09	CV Joint		F				*		GS-3233	B:25/D2:100/L:32
			CV Joint		F				*		GS-3708	A:22/B:21/D:51/D2:75/L:133,5

	KW/HP		Type	L/R	F/R	AT/MT			ABS			Technical Specification			
1.9 JTD	63/86	02/00->10/09	CV Joint		F				*		GS-3233	B:25/D2:100/L:32			
			CV Joint		F				*		GS-3394	A:25/B:25/D:51/L:143			
REGATA [138] 															
100 Super 1.6	74/101	10/83->12/90	CV Joint						*		GS-3227	B:25/D2:100/L:32			
100 Super 1.6	70/95	10/83->07/89	CV Joint						*		GS-3227	B:25/D2:100/L:32			
80 Turbo Diesel 1.9	59/80	05/86->07/89	CV Joint						*		GS-3227	B:25/D2:100/L:32			
90 i.e. 1.6	66/90	01/87->07/89	CV Joint						*		GS-3227	B:25/D2:100/L:32			
RITMO Convertible [138] 															
100 1.6	74/100	10/85->12/87	CV Joint			MT			*		GS-3227	B:25/D2:100/L:32			
100 1.6	77/105	10/85->12/87	CV Joint			MT			*		GS-3227	B:25/D2:100/L:32			
RITMO I [138A] 															
105 Sport 1.6	77/105	05/81->12/82	CV Joint			MT			*		GS-3227	B:25/D2:100/L:32			
RITMO II [138A] 															
105 1.6	77/105	01/83->12/87	CV Joint			MT			*		GS-3227	B:25/D2:100/L:32			
80 Turbo Diesel 1.9	59/80	12/85->12/87	CV Joint			MT			*		GS-3227	B:25/D2:100/L:32			
SCUDO [272, 270] 															
2.0 D Multijet	88/120	01/07->	CV Joint						*		GS-4034	A:28/B:39/D:58,6/L:156			
2.0 D Multijet	100/136	01/07->	CV Joint						*		GS-4034	A:28/B:39/D:58,6/L:156			
2.0 D Multijet	94/128	04/11->	CV Joint						*		GS-4034	A:28/B:39/D:58,6/L:156			
2.0 D Multijet	120/163	07/10->	CV Joint						*		GS-4034	A:28/B:39/D:58,6/L:156			
SCUDO Box [220L] 															
1.6	58/79	02/96->12/06	CV Joint		F	MT			*	48	+ ABS	GS-3382	A:27/B:34/D:61/L:137		
			Drive Shaft	L	F						48		AW-4430	A:27/B:24/D:61/L:648	
			Drive Shaft	L	F							48		AW-4431	A:27/B:24/D:59/L:648
			Drive Shaft	R	F							48		AW-4432	A:27/B:24/D:59/L:928
1.9 D	51/69	02/96->12/06	CV Joint		F	MT			*	48	+ ABS	GS-3382	A:27/B:34/D:61/L:137		
			Drive Shaft	L	F						48		AW-4430	A:27/B:24/D:61/L:648	
			Drive Shaft	L	F							48		AW-4431	A:27/B:24/D:59/L:648
			Drive Shaft	R	F							48		AW-4432	A:27/B:24/D:59/L:928
1.9 D	51/69	04/98->12/06	CV Joint		F	MT			*	48		GS-3382	A:27/B:34/D:61/L:137		
			Drive Shaft	L	F						48		AW-4430	A:27/B:24/D:61/L:648	
			Drive Shaft	L	F							48		AW-4431	A:27/B:24/D:59/L:648
			Drive Shaft	R	F							48		AW-4432	A:27/B:24/D:59/L:928
1.9 TD	66/90	02/96->12/06	CV Joint		F	MT			*	48		GS-3380	A:27/B:39/D:59/L:145		
			Drive Shaft	R	F	MT					48		AW-4425	A:27/B:37/D:59/L:947	
			Drive Shaft	L	F							48		AW-4426	A:27/B:37/D:59/L:641
			Drive Shaft	L	F							48		AW-4427	A:27/B:37/D:59/L:641
1.9 TD	68/92	02/98->12/06	CV Joint		F	MT			*	48	+ ABS	GS-3380	A:27/B:39/D:59/L:145		
			Drive Shaft	R	F	MT					48	+ ABS	AW-4425	A:27/B:37/D:59/L:947	
			Drive Shaft	L	F							48		AW-4426	A:27/B:37/D:59/L:641
			Drive Shaft	L	F							48		AW-4427	A:27/B:37/D:59/L:641
2.0	100/136	05/00->12/06	CV Joint		F	MT			*	48		GS-3382	A:27/B:34/D:61/L:137		
2.0 JTD	80/109	12/02->12/06	CV Joint		F	MT			*	48		GS-3380	A:27/B:39/D:59/L:145		

	kW/HP		Type	L/R	F/R	AT/MT			ABS			Technical Specification	
2.0 JTD	69/94	12/99->12/06	CV Joint		F	MT	*		48		GS-3380	A:27/B:39/D:59/L:145	
SCUDO Box [272, 270] 													
2.0 D Multijet	88/120	01/07->	CV Joint				*				GS-4034	A:28/B:39/D:58,6/L:156	
2.0 D Multijet	100/136	01/07->	CV Joint				*				GS-4034	A:28/B:39/D:58,6/L:156	
2.0 D Multijet	94/128	05/11->	CV Joint				*				GS-4034	A:28/B:39/D:58,6/L:156	
2.0 D Multijet	120/163	07/10->	CV Joint				*				GS-4034	A:28/B:39/D:58,6/L:156	
SCUDO Combinato [220P] 													
1.6	58/79	02/96->12/06	CV Joint		F	MT	*		48	+ ABS	GS-3382	A:27/B:34/D:61/L:137	
			Drive Shaft	L	F						AW-4430	A:27/B:24/D:61/L:648	
			Drive Shaft	L	F					48		AW-4431	A:27/B:24/D:59/L:648
			Drive Shaft	R	F							AW-4432	A:27/B:24/D:59/L:928
1.9 D	51/69	02/96->04/98	CV Joint		F	MT	*		48	+ ABS	GS-3382	A:27/B:34/D:61/L:137	
			CV Joint		F		*			- ABS	GS-3455	A:25/B:23/D:55/L:169	
			Drive Shaft	L	F					48		AW-4430	A:27/B:24/D:61/L:648
			Drive Shaft	L	F							AW-4431	A:27/B:24/D:59/L:648
1.9 D	51/69	04/98->12/06	Drive Shaft	R	F						AW-4432	A:27/B:24/D:59/L:928	
			CV Joint		F	MT	*		48		GS-3382	A:27/B:34/D:61/L:137	
			Drive Shaft	L	F							AW-4430	A:27/B:24/D:61/L:648
			Drive Shaft	L	F					48		AW-4431	A:27/B:24/D:59/L:648
1.9 TD	68/92	02/96->12/06	Drive Shaft	R	F	MT	*		48	+ ABS	GS-3380	A:27/B:39/D:59/L:145	
			Drive Shaft	L	F						AW-4425	A:27/B:37/D:59/L:947	
			Drive Shaft	L	F					48		AW-4426	A:27/B:37/D:59/L:641
			Drive Shaft	L	F							AW-4427	A:27/B:37/D:59/L:641
1.9 TD Eco	66/90	02/96->12/06	CV Joint		F	MT	*		48		GS-3380	A:27/B:39/D:59/L:145	
			Drive Shaft	R	F	MT	*		48		AW-4425	A:27/B:37/D:59/L:947	
			Drive Shaft	L	F					48		AW-4426	A:27/B:37/D:59/L:641
			Drive Shaft	L	F							AW-4427	A:27/B:37/D:59/L:641
2.0 16V	100/136	06/00->12/06	CV Joint		F	MT	*		48		GS-3382	A:27/B:34/D:61/L:137	
2.0 JTD	69/94	01/04->12/06	CV Joint		F		*		48		GS-3380	A:27/B:39/D:59/L:145	
2.0 JTD	80/109	12/99->12/06	CV Joint		F	MT	*		48		GS-3380	A:27/B:39/D:59/L:145	
SCUDO Platform/Chassis [272, 270] 													
2.0 D Multijet	88/120	01/07->	CV Joint				*				GS-4034	A:28/B:39/D:58,6/L:156	
2.0 D Multijet	100/136	01/07->	CV Joint				*				GS-4034	A:28/B:39/D:58,6/L:156	
STILO [192] 													
1.2 16V [192_XA1B]	59/80	02/02->11/06	CV Joint		F		*		->12/03		GS-3708	A:22/B:21/D:51/D2:75/L:133,5	
			CV Joint				*				GS-3783	A:22/B:21/D:51/D2:78/L:133,5	
1.8 16V [192_XC1A]	98/133	10/01->11/06	CV Joint		F		*				GS-3233	B:25/D2:100/L:32	
1.9 D Multijet	110/150	09/05->11/06	CV Joint		F		*				GS-3774	A:25/B:26/D:59/L:147	
1.9 D Multijet	74/100	09/05->11/06	CV Joint		F		*				GS-3233	B:25/D2:100/L:32	
1.9 JTD	103/140	01/04->11/06	CV Joint		F		*				GS-3774	A:25/B:26/D:59/L:147	
1.9 JTD	93/126	09/03->11/06	CV Joint		F		*				GS-3774	A:25/B:26/D:59/L:147	
1.9 JTD [192_XF1A]	59/80	02/02->11/06	CV Joint		F		*				GS-3233	B:25/D2:100/L:32	
2.4 20V [192_XD1A]	125/170	10/01->11/06	CV Joint		F		*				GS-3774	A:25/B:26/D:59/L:147	

			Type	L/R	F/R	AT/MT			ABS			Technical Specification
STILO Multi Wagon [192] 												
1.8 16V	98/133	01/03->08/08	CV Joint		F		*				GS-3233	B:25/D2:100/L:32
1.9 D Multijet	110/150	09/05->08/08	CV Joint		F		*				GS-3774	A:25/B:26/D:59/L:147
1.9 D Multijet	74/100	09/05->08/08	CV Joint		F		*				GS-3233	B:25/D2:100/L:32
1.9 JTD	59/80	01/03->08/08	CV Joint		F		*				GS-3233	B:25/D2:100/L:32
1.9 JTD	103/140	01/04->08/08	CV Joint		F		*				GS-3774	A:25/B:26/D:59/L:147
1.9 JTD	93/126	09/03->08/08	CV Joint		F		*				GS-3774	A:25/B:26/D:59/L:147
STRADA Pickup [178E] 												
1.3 D Multijet	62/85	05/06->	CV Joint		F		*				GS-3233	B:25/D2:100/L:32
			CV Joint		F		*				GS-3902	A:25/B:24/D:51/L:152
1.7 TD	51/69	06/99->	CV Joint		F		*		MD 36 278		GS-3883	A:22/B:22/D:47/L:150
1.9 JTD	59/80	04/03->	CV Joint		F		*				GS-3233	B:25/D2:100/L:32
			CV Joint		F		*				GS-3902	A:25/B:24/D:51/L:152
TALENTO Box [290] 												
1.9 D [290UK]	52/71	03/89->03/94	CV Joint		F		*				GS-3206	A:28/B:27/D:63/L:175,5
			Drive Shaft	L	F						AW-4317	A:28/B:25/D:63/L:701
			Drive Shaft	R	F							AW-4319
TALENTO Bus [290] 												
1.9 D [290UEHK]	52/71	03/89->03/94	CV Joint		F		*				GS-3206	A:28/B:27/D:63/L:175,5
			Drive Shaft	L	F						AW-4317	A:28/B:25/D:63/L:701
			Drive Shaft	R	F							AW-4319
TALENTO Platform/Chassis [290] 												
1.9 D [290UAK, 290UTK]	52/71	03/89->03/94	CV Joint		F		*				GS-3206	A:28/B:27/D:63/L:175,5
			Drive Shaft	L	F						AW-4317	A:28/B:25/D:63/L:701
			Drive Shaft	R	F							AW-4319
TEMPRA [159] 												
1.4 i.e. [159.AC, 159.AX]	51/69	03/92->08/96	CV Joint			AT	*				GS-3227	B:25/D2:100/L:32
			CV Joint		F	MT	*				GS-3228	A:22/B:20/D:46,8/L:127,5
1.6	63/86	03/90->04/93	CV Joint		F		*		- ABS		GS-3228	A:22/B:20/D:46,8/L:127,5
			CV Joint		F		*	44	+ABS		GS-3229	A:22/B:20/D:46,8/L:127,5
1.6 i.e. [159.AE]	57/78	06/90->07/92	CV Joint		F		*		- ABS		GS-3228	A:22/B:20/D:46,8/L:127,5
			CV Joint		F		*	44	+ABS		GS-3229	A:22/B:20/D:46,8/L:127,5
1.6 i.e. [159.AJ]	66/90	06/94->08/96	CV Joint			AT	*				GS-3227	B:25/D2:100/L:32
			CV Joint		F		*		- ABS		GS-3228	A:22/B:20/D:46,8/L:127,5
			CV Joint		F		*	44	+ABS		GS-3229	A:22/B:20/D:46,8/L:127,5
1.6 i.e. [159.AS, 159.AT]	55/75	06/92->08/96	CV Joint			AT	*				GS-3227	B:25/D2:100/L:32
			CV Joint		F		*		- ABS		GS-3228	A:22/B:20/D:46,8/L:127,5
			CV Joint		F		*	44	+ABS		GS-3229	A:22/B:20/D:46,8/L:127,5
1.8 i.e. [159.AN]	77/105	03/92->08/96	CV Joint				*		+ABS		GS-3227	B:25/D2:100/L:32
			CV Joint				*		- ABS		GS-3230	A:25/B:25/D:52/L:140,5
1.8 i.e. [159.AZ]	66/90	09/93->08/96	CV Joint				*		+ABS		GS-3227	B:25/D2:100/L:32
			CV Joint				*		- ABS		GS-3230	A:25/B:25/D:52/L:140,5

	kw/HP		Type	L/R	F/R	AT/MT			ABS			Technical Specification	
1.9 TD [159.AQ]	59/80	07/92->08/96	CV Joint		F			*	44	+ABS	GS-3107	A:25/B:25/D:52/L:143	
			CV Joint					*		+ABS	GS-3227	B:25/D2:100/L:32	
			CV Joint					*			-ABS	GS-3230	A:25/B:25/D:52/L:140,5
			CV Joint		F			*			-ABS	GS-3232	A:25/B:25/D:52/L:143
			CV Joint		F			*				GS-3233	B:25/D2:100/L:32
1.9 TD [159.CU, 159.AU, 159.AI, 159.BI]	66/90	05/90->08/96	CV Joint		F			*	44	+ABS	GS-3107	A:25/B:25/D:52/L:143	
			CV Joint					*		+ABS	GS-3227	B:25/D2:100/L:32	
			CV Joint					*			-ABS	GS-3230	A:25/B:25/D:52/L:140,5
			CV Joint		F			*			-ABS	GS-3232	A:25/B:25/D:52/L:143
			CV Joint		F			*				GS-3233	B:25/D2:100/L:32
2.0 i.e. [159.AP]	83/113	10/90->08/96	CV Joint		F			*		-ABS	GS-3130	B:25/D2:100/L:32	
			CV Joint					*		+ABS	GS-3227	B:25/D2:100/L:32	
			CV Joint		F			*			-ABS	GS-3232	A:25/B:25/D:52/L:143
TEMPRA S.W. [159] 													
1.4 i.e. [159.AC, 159.AX]	51/69	10/92->08/96	CV Joint				AT		*		GS-3227	B:25/D2:100/L:32	
			CV Joint		F		MT	*			GS-3228	A:22/B:20/D:46,8/L:127,5	
1.6	63/86	12/90->04/93	CV Joint		F			*		-ABS	GS-3228	A:22/B:20/D:46,8/L:127,5	
			CV Joint		F			*	44	+ABS	GS-3229	A:22/B:20/D:46,8/L:127,5	
1.6 i.e. [159.AE]	57/78	10/90->08/96	CV Joint		F			*		-ABS	GS-3228	A:22/B:20/D:46,8/L:127,5	
			CV Joint		F			*	44	+ABS	GS-3229	A:22/B:20/D:46,8/L:127,5	
1.6 i.e. [159.AJ]	66/90	06/94->08/96	CV Joint				AT		*		GS-3227	B:25/D2:100/L:32	
			CV Joint		F			*		-ABS	GS-3228	A:22/B:20/D:46,8/L:127,5	
			CV Joint		F			*	44	+ABS	GS-3229	A:22/B:20/D:46,8/L:127,5	
1.6 i.e. [159.AS, 159.AT]	55/75	10/92->08/96	CV Joint				AT		*		GS-3227	B:25/D2:100/L:32	
			CV Joint		F			*		-ABS	GS-3228	A:22/B:20/D:46,8/L:127,5	
			CV Joint		F			*	44	+ABS	GS-3229	A:22/B:20/D:46,8/L:127,5	
1.8 i.e. [159.AN]	77/105	03/92->12/93	CV Joint					*		+ABS	GS-3227	B:25/D2:100/L:32	
			CV Joint					*		-ABS	GS-3230	A:25/B:25/D:52/L:140,5	
1.8 i.e. [159.AZ]	66/90	09/93->08/96	CV Joint					*		+ABS	GS-3227	B:25/D2:100/L:32	
			CV Joint					*		-ABS	GS-3230	A:25/B:25/D:52/L:140,5	
1.9 TD [159.AI, 159.BI, 159.CU, 159.AU]	66/90	07/91->02/95	CV Joint		F			*	44		GS-3107	A:25/B:25/D:52/L:143	
			CV Joint					*		+ABS	GS-3227	B:25/D2:100/L:32	
			CV Joint					*			-ABS	GS-3230	A:25/B:25/D:52/L:140,5
			CV Joint		F			*			-ABS	GS-3232	A:25/B:25/D:52/L:143
			CV Joint		F			*				GS-3233	B:25/D2:100/L:32
1.9 TD [159.AQ]	59/80	03/92->06/93	CV Joint		F			*	44	+ABS	GS-3107	A:25/B:25/D:52/L:143	
			CV Joint					*		+ABS	GS-3227	B:25/D2:100/L:32	
			CV Joint					*			-ABS	GS-3230	A:25/B:25/D:52/L:140,5
			CV Joint		F			*			-ABS	GS-3232	A:25/B:25/D:52/L:143
			CV Joint		F			*				GS-3233	B:25/D2:100/L:32
2.0 i.e. [159.AP]	83/113	01/91->03/95	CV Joint		F			*		-ABS	GS-3130	B:25/D2:100/L:32	
			CV Joint					*		+ABS	GS-3227	B:25/D2:100/L:32	
			CV Joint		F			*			-ABS	GS-3232	A:25/B:25/D:52/L:143
2.0 i.e. 4x4 [159.AP]	83/113	03/92->03/95	CV Joint		F			*		-ABS	GS-3130	B:25/D2:100/L:32	
			CV Joint					*		+ABS	GS-3227	B:25/D2:100/L:32	
CV Joint		F			*				-ABS	GS-3232	A:25/B:25/D:52/L:143		



kW/HP



Type

L/R F/R

AT/MT



ABS



Technical Specification

TIPO [160]

1.1 [160.AA]	41/56	01/88->10/91	CV Joint		AT	*		GS-3227	B:25/D2:100/L:32
			CV Joint	F	MT	*		GS-3228	A:22/B:20/D:46,8/L:127,5
1.4 [160.AC]	52/71	07/87->12/89	CV Joint	F		*	- ABS	GS-3130	B:25/D2:100/L:32
			CV Joint		AT	*		GS-3227	B:25/D2:100/L:32
1.4 i.e.	57/78	05/89->04/95	CV Joint	F		*	- ABS	GS-3228	A:22/B:20/D:46,8/L:127,5
			CV Joint		AT	*		GS-3130	B:25/D2:100/L:32
1.4 i.e. [160.AP, 160.AD, 160.EA]	51/70	05/89->04/95	CV Joint		AT	*		GS-3227	B:25/D2:100/L:32
			CV Joint	F		*		GS-3228	A:22/B:20/D:46,8/L:127,5
1.6 i.e.	66/90	02/88->05/91	CV Joint		AT	*		GS-3227	B:25/D2:100/L:32
			CV Joint	F		*	- ABS	GS-3130	B:25/D2:100/L:32
1.6 i.e. [160.A1, 160.EC, 160.EB]	55/75	10/92->04/95	CV Joint		AT	*		GS-3227	B:25/D2:100/L:32
			CV Joint	F		*	- ABS	GS-3228	A:22/B:20/D:46,8/L:127,5
1.6 i.e. [160.AF]	57/78	07/90->01/93	CV Joint	F		*	- ABS	GS-3130	B:25/D2:100/L:32
			CV Joint	F		*	- ABS	GS-3228	A:22/B:20/D:46,8/L:127,5
1.7 D [160.AG]	43/58	01/88->10/94	CV Joint			*	+ ABS	GS-3227	B:25/D2:100/L:32
			CV Joint	F		*		GS-3228	A:22/B:20/D:46,8/L:127,5
1.8 i.e.	71/97	03/93->04/95	CV Joint			*	- ABS	GS-3230	A:25/B:25/D:52/L:140,5
			CV Joint			*		GS-3227	B:25/D2:100/L:32
1.8 i.e.	66/90	09/93->04/95	CV Joint			*	- ABS	GS-3230	A:25/B:25/D:52/L:140,5
			CV Joint			*		GS-3227	B:25/D2:100/L:32
1.8 i.e. [160.AY]	77/105	10/90->06/93	CV Joint			*	- ABS	GS-3230	A:25/B:25/D:52/L:140,5
			CV Joint			*		GS-3227	B:25/D2:100/L:32
1.8 i.e. [160.ED]	76/103	04/93->04/95	CV Joint			*		GS-3230	A:25/B:25/D:52/L:140,5
			CV Joint			*	- ABS	GS-3230	A:25/B:25/D:52/L:140,5
1.8 i.e. [160.EQ, 160.AM]	74/101	10/94->10/95	CV Joint			*	- ABS	GS-3230	A:25/B:25/D:52/L:140,5
			CV Joint	F		*		GS-3232	A:25/B:25/D:52/L:143
1.8 i.e. 16V Sport	100/136	11/89->06/92	CV Joint	F		*		GS-3233	B:25/D2:100/L:32
			CV Joint	F		*	44 + ABS	GS-3107	A:25/B:25/D:52/L:143
1.9 TD [160.AW]	59/80	03/92->06/93	CV Joint			*		GS-3227	B:25/D2:100/L:32
			CV Joint	F		*	- ABS	GS-3230	A:25/B:25/D:52/L:140,5
1.9 TD [160.EL, 160.GL, 160.AQ, 160.EI, 160.AR]	66/90	09/90->04/95	CV Joint			*	- ABS	GS-3232	A:25/B:25/D:52/L:143
			CV Joint	F		*	- ABS	GS-3233	B:25/D2:100/L:32
2.0 i.e. [160.AJ]	80/109	06/90->03/92	CV Joint			*	44 + ABS	GS-3107	A:25/B:25/D:52/L:143
			CV Joint	F		*	- ABS	GS-3227	B:25/D2:100/L:32
2.0 i.e. [160.AT, 160.AJ]	83/113	03/90->04/95	CV Joint			*	- ABS	GS-3230	A:25/B:25/D:52/L:140,5
			CV Joint	F		*	- ABS	GS-3232	A:25/B:25/D:52/L:143
2.0 i.e. [160.AT, 160.AJ]	83/113	03/90->04/95	CV Joint			*		GS-3130	B:25/D2:100/L:32
			CV Joint	F		*	- ABS	GS-3227	B:25/D2:100/L:32
2.0 i.e. [160.AT, 160.AJ]	83/113	03/90->04/95	CV Joint			*		GS-3227	B:25/D2:100/L:32
			CV Joint	F		*	- ABS	GS-3232	A:25/B:25/D:52/L:143



kW/HP



Type

L/R

F/R

AT/MT



ABS



Technical Specification

ULYSSE [220]

1.8 [220.BB5]	73/99	05/97->08/02	CV Joint	F	MT	*	48	+ABS	GS-3382	A:27/B:34/D:61/L:137		
			Drive Shaft	L	F					AW-4430	A:27/B:24/D:61/L:648	
			Drive Shaft	L	F				48		AW-4431	A:27/B:24/D:59/L:648
			Drive Shaft	R	F						AW-4432	A:27/B:24/D:59/L:928
1.9 TD	68/92	05/97->12/99	Drive Shaft	L	F		48	trans.type ME5K	AW-4426	A:27/B:37/D:59/L:641		
			Drive Shaft	L	F				- ABS; trans.type ME5K	AW-4427	A:27/B:37/D:59/L:641	
1.9 TD [220AH5]	66/90	02/95->08/02	CV Joint	F	MT	*	48	+ABS	GS-3380	A:27/B:39/D:59/L:145		
			Drive Shaft	R	F	MT		48	+ABS	AW-4425	A:27/B:37/D:59/L:947	
			Drive Shaft	L	F				48		AW-4426	A:27/B:37/D:59/L:641
			Drive Shaft	L	F						AW-4427	A:27/B:37/D:59/L:641
2.0 [220.AC5]	89/121	06/94->08/02	Drive Shaft	L	F				AW-4430	A:27/B:24/D:61/L:648		
			Drive Shaft	L	F				48		AW-4431	A:27/B:24/D:59/L:648
			Drive Shaft	R	F						AW-4432	A:27/B:24/D:59/L:928
2.0 16V	97/132	05/98->09/00	CV Joint	F	MT	*	48		GS-3382	A:27/B:34/D:61/L:137		
			Drive Shaft	L	F					AW-4430	A:27/B:24/D:61/L:648	
			Drive Shaft	L	F				48		AW-4431	A:27/B:24/D:59/L:648
			Drive Shaft	R	F						AW-4432	A:27/B:24/D:59/L:928
2.0 16V	100/136	09/00->08/02	CV Joint	F	MT	*	48		GS-3382	A:27/B:34/D:61/L:137		
			Drive Shaft	L	F					AW-4430	A:27/B:24/D:61/L:648	
			Drive Shaft	L	F				48		AW-4431	A:27/B:24/D:59/L:648
			Drive Shaft	R	F						AW-4432	A:27/B:24/D:59/L:928
2.0 JTD	80/109	10/99->08/02	CV Joint	F	MT	*	48		GS-3380	A:27/B:39/D:59/L:145		
2.0 Turbo [220.AD5]	108/147	06/94->08/02	CV Joint	F	MT	*	48		GS-3380	A:27/B:39/D:59/L:145		
			Drive Shaft	R	F	MT		48		AW-4425	A:27/B:37/D:59/L:947	
			Drive Shaft	L	F				48		AW-4426	A:27/B:37/D:59/L:641
			Drive Shaft	L	F						AW-4427	A:27/B:37/D:59/L:641
2.1 TD	80/109	03/96->10/99	CV Joint	F	MT	*	48	+ABS	GS-3380	A:27/B:39/D:59/L:145		
			Drive Shaft	R	F	MT		48	+ABS	AW-4425	A:27/B:37/D:59/L:947	
			Drive Shaft	L	F				48		AW-4426	A:27/B:37/D:59/L:641
			Drive Shaft	L	F						AW-4427	A:27/B:37/D:59/L:641















X 1/9 [128 AS]

1.5	56/76	06/85->12/89	CV Joint					*	GS-3227	B:25/D2:100/L:32
1.5	63/85	11/78->12/89	CV Joint					*	GS-3227	B:25/D2:100/L:32

FORD

C-MAX [DM2]

1.8	92/125	02/07->09/10	CV Joint	F				*	GS-3994	A:36/B:23/D:56/L:105
-----	--------	--------------	----------	---	--	--	--	---	---------	----------------------

	KW/HP		Type	L/R	F/R	AT/MT			ABS			Technical Specification
1.8 Flexifuel	92/125	02/07->09/10	CV Joint		F		*				GS-3994	A:36/B:23/D:56/L:105
2.0	107/145	02/07->09/10	CV Joint		F	AT; MT	*		--01/08		GS-3994	A:36/B:23/D:56/L:105
2.0 TDCi	100/136	02/07->09/10	CV Joint	L	F		*				GS-3994	A:36/B:23/D:56/L:105
2.0 TDCi	81/110	02/08->09/10	CV Joint	L	F		*				GS-3994	A:36/B:23/D:56/L:105
C-MAX II (DXA/CB7, DXA/CEU) 												
1.6 Flexifuel	88/120	02/11->	CV Joint				*				GS-4907	A:27/B:24/D:62,8/L:154,5
1.6 LPG	88/120	02/12->	CV Joint				*				GS-4907	A:27/B:24/D:62,8/L:154,5
1.6 LPG	86/117	02/12->	CV Joint				*				GS-4907	A:27/B:24/D:62,8/L:154,5
1.6 Ti	92/125	12/10->	CV Joint				*				GS-4907	A:27/B:24/D:62,8/L:154,5
1.6 Ti	77/105	12/10->	CV Joint				*				GS-4907	A:27/B:24/D:62,8/L:154,5
CONSUL (GGFL) 												
1700	55/75	01/72->12/75	CV Joint	L; R	R	MT	*	*			GS-3132	B:25/D2:100/L:32
1700	48/65	01/72->12/75	CV Joint	L; R	R	MT	*	*	--08/75		GS-3132	B:25/D2:100/L:32
2000	73/99	01/72->12/75	CV Joint	L; R	R	MT	*	*	--08/75		GS-3132	B:25/D2:100/L:32
2000	66/90	09/74->12/75	CV Joint	L; R	R	MT	*	*			GS-3132	B:25/D2:100/L:32
2300	79/108	01/72->12/75	CV Joint	L; R	R	MT	*	*			GS-3132	B:25/D2:100/L:32
CONSUL Coupe (GGCL) 												
1700	55/75	01/72->12/75	CV Joint	L; R	R	MT	*	*			GS-3132	B:25/D2:100/L:32
1700	48/65	01/72->12/75	CV Joint	L; R	R	MT	*	*	--08/75		GS-3132	B:25/D2:100/L:32
2000	73/99	01/72->12/75	CV Joint	L; R	R	MT	*	*	--08/75		GS-3132	B:25/D2:100/L:32
2300	79/108	01/72->12/75	CV Joint	L; R	R	MT	*	*			GS-3132	B:25/D2:100/L:32
CONSUL Turnier (GGNL) 												
1700	55/75	01/72->12/75	CV Joint	L; R	R	MT	*	*			GS-3132	B:25/D2:100/L:32
1700	48/65	01/72->12/75	CV Joint	L; R	R	MT	*	*	--08/75		GS-3132	B:25/D2:100/L:32
2000	73/99	01/72->12/75	CV Joint	L; R	R	MT	*	*	--08/75		GS-3132	B:25/D2:100/L:32
2300	79/108	01/72->12/75	CV Joint	L; R	R	MT	*	*			GS-3132	B:25/D2:100/L:32
COUGAR (EC_) 												
2.0 16V	96/131	08/98->12/01	CV Joint	L	F		*		trans.type MT		GS-4873	A:26/B:33/D:40/L:168,6
2.5 ST 200	151/205	01/00->12/01	CV Joint	L	F		*		trans.type MT		GS-4873	A:26/B:33/D:40/L:168,6
2.5 V6 24V	125/170	06/00->12/01	CV Joint	L	F		*		trans.type MT		GS-4873	A:26/B:33/D:40/L:168,6
2.5 V6 24V	125/170	08/98->12/01	CV Joint	L	F		*		trans.type MT		GS-4873	A:26/B:33/D:40/L:168,6
ESCORT '81 Express (AVA) 												
1.6 D	40/54	02/84->02/86	CV Joint				*				GS-3119	A:23/B:22/D:55/L:146
ESCORT '91 Express (AVL) 												
1.3	46/63	07/90->12/94	CV Joint	L; R	F	MT	*		+ ABS; --08/93; 12/90->		GS-3142	A:23/B:20/D:48/L:129,5
			CV Joint		F	MT	*		--10/91		GS-3143	A:23/B:22/D:48/L:132,5
			CV Joint		F	MT	*		10/91->		GS-3145	A:25/B:22/D:55,5/L:141,5
1.4	52/71	07/90->12/94	CV Joint		F	MT	*		- ABS; --10/91		GS-3143	A:23/B:22/D:48/L:132,5
			CV Joint		F	MT	*		10/91->		GS-3145	A:25/B:22/D:55,5/L:141,5
ESCORT '95 Box (AVL) 												
1.4	54/73	01/95->	CV Joint		F		*				GS-3145	A:25/B:22/D:55,5/L:141,5



KW/HP



Type

L/R F/R

AT/MT



ABS



Technical Specification

ESCORT CLASSIC (AAL, ABL)

1.6 16V	66/90	10/98->07/00	CV Joint	F		*			GS-3145	A:25/B:22/D:55.5/L:141,5
---------	-------	--------------	----------	---	--	---	--	--	---------	--------------------------

ESCORT CLASSIC Turnier (ANL)

1.6 16V	66/90	02/99->07/00	CV Joint	F		*			GS-3145	A:25/B:22/D:55.5/L:141,5
---------	-------	--------------	----------	---	--	---	--	--	---------	--------------------------

ESCORT III (GAA)

1.3	51/69	09/80->12/85	CV Joint					*	GS-3119	A:23/B:22/D:55/L:146
-----	-------	--------------	----------	--	--	--	--	---	---------	----------------------

1.6	58/79	09/80->12/85	CV Joint			AT		*	GS-3119	A:23/B:22/D:55/L:146
-----	-------	--------------	----------	--	--	----	--	---	---------	----------------------

1.6	71/97	09/80->10/82	CV Joint			MT		*	GS-3119	A:23/B:22/D:55/L:146
-----	-------	--------------	----------	--	--	----	--	---	---------	----------------------

1.6 D	40/54	02/84->12/85	CV Joint					*	GS-3119	A:23/B:22/D:55/L:146
-------	-------	--------------	----------	--	--	--	--	---	---------	----------------------

1.6 i (GAA)	66/90	07/85->12/85	CV Joint			AT		*	GS-3119	A:23/B:22/D:55/L:146
-------------	-------	--------------	----------	--	--	----	--	---	---------	----------------------

ESCORT III Convertible (ALD)

1.3	51/69	09/83->12/85	CV Joint					*	GS-3119	A:23/B:22/D:55/L:146
-----	-------	--------------	----------	--	--	--	--	---	---------	----------------------

1.6	58/79	09/83->12/85	CV Joint					*	GS-3119	A:23/B:22/D:55/L:146
-----	-------	--------------	----------	--	--	--	--	---	---------	----------------------

ESCORT III Estate (AWA)

1.6 D	40/54	02/84->12/85	CV Joint					*	GS-3119	A:23/B:22/D:55/L:146
-------	-------	--------------	----------	--	--	--	--	---	---------	----------------------

ESCORT IV (GAF, AWF, ABFT)

1.1	37/50	12/85->07/90	CV Joint					*	10/88->	GS-3119	A:23/B:22/D:55/L:146
-----	-------	--------------	----------	--	--	--	--	---	---------	---------	----------------------

1.3	44/60	01/86->07/90	CV Joint					*	+ ABS	GS-3119	A:23/B:22/D:55/L:146
-----	-------	--------------	----------	--	--	--	--	---	-------	---------	----------------------

1.3 (GAF)	46/63	07/88->10/90	CV Joint					*	+ ABS	GS-3119	A:23/B:22/D:55/L:146
-----------	-------	--------------	----------	--	--	--	--	---	-------	---------	----------------------

1.4	54/73	01/86->07/90	CV Joint					*		GS-3119	A:23/B:22/D:55/L:146
-----	-------	--------------	----------	--	--	--	--	---	--	---------	----------------------

1.4	55/75	01/86->07/90	CV Joint					*		GS-3119	A:23/B:22/D:55/L:146
-----	-------	--------------	----------	--	--	--	--	---	--	---------	----------------------

1.6 D	40/54	01/86->01/89	CV Joint					*		GS-3119	A:23/B:22/D:55/L:146
-------	-------	--------------	----------	--	--	--	--	---	--	---------	----------------------

1.6 i	66/90	01/86->05/90	CV Joint			AT		*		GS-3119	A:23/B:22/D:55/L:146
-------	-------	--------------	----------	--	--	----	--	---	--	---------	----------------------

1.6 i	75/102	08/89->07/90	CV Joint			AT; MT		*	trans.type ATX/CTX	GS-3119	A:23/B:22/D:55/L:146
-------	--------	--------------	----------	--	--	--------	--	---	--------------------	---------	----------------------

1.8 D	44/60	01/89->07/90	CV Joint					*		GS-3119	A:23/B:22/D:55/L:146
-------	-------	--------------	----------	--	--	--	--	---	--	---------	----------------------

ESCORT IV Convertible (ALF)

1.4	55/75	01/86->07/90	CV Joint					*	+ ABS	GS-3119	A:23/B:22/D:55/L:146
-----	-------	--------------	----------	--	--	--	--	---	-------	---------	----------------------

1.4	54/73	02/87->07/90	CV Joint					*	+ ABS	GS-3119	A:23/B:22/D:55/L:146
-----	-------	--------------	----------	--	--	--	--	---	-------	---------	----------------------

1.6 i	66/90	01/86->07/90	CV Joint			AT		*		GS-3119	A:23/B:22/D:55/L:146
-------	-------	--------------	----------	--	--	----	--	---	--	---------	----------------------

1.6 i	75/102	08/89->07/90	CV Joint			AT; MT		*	trans.type ATX/CTX	GS-3119	A:23/B:22/D:55/L:146
-------	--------	--------------	----------	--	--	--------	--	---	--------------------	---------	----------------------

ESCORT V (GAL)

1.3	44/60	07/90->09/92	CV Joint	L; R	F	MT		*	+ ABS	GS-3142	A:23/B:20/D:48/L:129,5
-----	-------	--------------	----------	------	---	----	--	---	-------	---------	------------------------

			CV Joint		F			*	10/91->	GS-3145	A:25/B:22/D:55.5/L:141,5
--	--	--	----------	--	---	--	--	---	---------	---------	--------------------------

1.4	52/71	07/90->09/92	CV Joint		F	MT		*	- ABS; ->10/91	GS-3143	A:23/B:22/D:48/L:132,5
-----	-------	--------------	----------	--	---	----	--	---	----------------	---------	------------------------

			CV Joint		F	AT		*	->10/91; 10/91->	GS-3145	A:25/B:22/D:55.5/L:141,5
--	--	--	----------	--	---	----	--	---	------------------	---------	--------------------------










1.6	77/105	07/90->12/92	CV Joint		F			*		GS-3145	A:25/B:22/D:55.5/L:141,5
-----	--------	--------------	----------	--	---	--	--	---	--	---------	--------------------------

1.6	66/90	07/90->08/92	CV Joint		F			*		GS-3145	A:25/B:22/D:55.5/L:141,5
-----	-------	--------------	----------	--	---	--	--	---	--	---------	--------------------------

			CV Joint		F			*		GS-3145	A:25/B:22/D:55.5/L:141,5
--	--	--	----------	--	---	--	--	---	--	---------	--------------------------

1.8 16V XR3i	77/105	02/92->12/92	CV Joint					*		GS-3146	A:25/B:25/D:56.5/L:145,5
--------------	--------	--------------	----------	--	--	--	--	---	--	---------	--------------------------

			CV Joint					*	trans.type MT	GS-4873	A:26/B:33/D:40/L:168,6
--	--	--	----------	--	--	--	--	---	---------------	---------	------------------------

	KW/HP		Type	L/R	F/R	AT/MT			ABS			Technical Specification	
1.8 16V XR3i	96/130	02/92->12/92	CV Joint		F		*				GS-3145	A:25/B:22/D:55,5/L:141,5	
			CV Joint				*				GS-3146	A:25/B:25/D:56,5/L:145,5	
			CV Joint					*		trans.type MT		GS-4873	A:26/B:33/D:40/L:168,6
1.8 D	44/60	07/90->12/92	CV Joint		F		*				GS-3145	A:25/B:22/D:55,5/L:141,5	
			CV Joint				*				GS-3146	A:25/B:25/D:56,5/L:145,5	
RS 2000	110/150	05/91->12/92	CV Joint				*				GS-3146	A:25/B:25/D:56,5/L:145,5	
			CV Joint					*		trans.type MT		GS-4873	A:26/B:33/D:40/L:168,6
ESCORT V Convertible (ALL) 													
1.4	52/71	07/90->12/92	CV Joint		F	MT	*		- ABS; ->10/91		GS-3143	A:23/B:22/D:48/L:132,5	
			CV Joint		F	AT	*		->10/91; 10/91->		GS-3145	A:25/B:22/D:55,5/L:141,5	
1.6	77/105	07/90->12/92	CV Joint		F		*				GS-3145	A:25/B:22/D:55,5/L:141,5	
			CV Joint		F		*				GS-3145	A:25/B:22/D:55,5/L:141,5	
1.8 16V XR3i	77/105	02/92->12/92	CV Joint				*				GS-3146	A:25/B:25/D:56,5/L:145,5	
			CV Joint					*		trans.type MT		GS-4873	A:26/B:33/D:40/L:168,6
			CV Joint		F		*					GS-3145	A:25/B:22/D:55,5/L:141,5
1.8 16V XR3i	96/130	02/92->12/92	CV Joint				*				GS-3146	A:25/B:25/D:56,5/L:145,5	
			CV Joint					*		trans.type MT		GS-4873	A:26/B:33/D:40/L:168,6
			CV Joint					*				GS-3145	A:25/B:22/D:55,5/L:141,5
ESCORT V Estate (GAL, AVL) 													
1.3	44/60	09/91->09/92	CV Joint	L; R	F	MT	*				GS-3142	A:23/B:20/D:48/L:129,5	
			CV Joint		F		*		10/91->		GS-3145	A:25/B:22/D:55,5/L:141,5	
1.4	52/71	07/90->09/92	CV Joint		F	MT	*		- ABS; ->10/91		GS-3143	A:23/B:22/D:48/L:132,5	
			CV Joint		F	AT	*		->10/91; 10/91->		GS-3145	A:25/B:22/D:55,5/L:141,5	
1.6	77/105	07/90->09/92	CV Joint		F		*				GS-3145	A:25/B:22/D:55,5/L:141,5	
1.6	66/90	07/90->08/92	CV Joint		F		*				GS-3145	A:25/B:22/D:55,5/L:141,5	
			CV Joint		F		*				GS-3145	A:25/B:22/D:55,5/L:141,5	
			CV Joint		F		*					GS-3146	A:25/B:25/D:56,5/L:145,5
1.8 16V	77/105	02/92->12/92	CV Joint				*				GS-3146	A:25/B:25/D:56,5/L:145,5	
			CV Joint					*		trans.type MT		GS-4873	A:26/B:33/D:40/L:168,6
			CV Joint					*				GS-3145	A:25/B:22/D:55,5/L:141,5
ESCORT VI (GAL) 													
1.3	44/60	09/92->01/95	CV Joint	L; R	F	MT	*		+ ABS		GS-3142	A:23/B:20/D:48/L:129,5	
			CV Joint		F		*		->10/93		GS-3145	A:25/B:22/D:55,5/L:141,5	
1.4	55/75	01/94->01/95	CV Joint		F		*				GS-3145	A:25/B:22/D:55,5/L:141,5	
1.4	52/71	09/92->01/95	CV Joint		F		*				GS-3145	A:25/B:22/D:55,5/L:141,5	
1.6 i 16V	65/88	01/94->01/95	CV Joint		F	AT	*		trans.type B5/IB5		GS-3145	A:25/B:22/D:55,5/L:141,5	
1.6 i 16V	66/90	09/92->01/95	CV Joint		F	AT	*		trans.type B5/IB5		GS-3145	A:25/B:22/D:55,5/L:141,5	
1.8 16V XR3i	96/130	09/92->01/95	CV Joint		F	AT	*		trans.type B5/IB5		GS-3145	A:25/B:22/D:55,5/L:141,5	
1.8 D	44/60	09/92->01/95	CV Joint		F	MT	*				GS-3145	A:25/B:22/D:55,5/L:141,5	
1.8 i 16V	77/105	09/92->01/95	CV Joint		F	AT	*				GS-3145	A:25/B:22/D:55,5/L:141,5	
			CV Joint		F	MT	*			trans.type B5/IB5		GS-3145	A:25/B:22/D:55,5/L:141,5
			CV Joint				*					GS-3146	A:25/B:25/D:56,5/L:145,5
1.8 TD	66/90	02/93->01/95	CV Joint				*				GS-4873	A:26/B:33/D:40/L:168,6	
			CV Joint					*		trans.type MT		GS-3145	A:25/B:22/D:55,5/L:141,5
1.8 XR3i 16V 4x4	77/105	08/93->01/95	CV Joint		F	AT	*		trans.type B5/IB5		GS-3145	A:25/B:22/D:55,5/L:141,5	
1.8 XR3i 16V 4x4	96/130	08/93->01/95	CV Joint		F	AT	*		trans.type B5/IB5		GS-3145	A:25/B:22/D:55,5/L:141,5	
RS 2000 4x4	110/150	08/93->01/95	CV Joint		F	MT	*		07/94->		GS-3145	A:25/B:22/D:55,5/L:141,5	
RS Cosworth 4x4	162/220	09/92->01/95	CV Joint		F	MT	*		07/94->		GS-3145	A:25/B:22/D:55,5/L:141,5	



KW/HP



Type

L/R

F/R

AT/MT



ABS



Technical Specification

ESCORT VI Convertible [ALL]

1.4	52/71	12/92->04/94	CV Joint	F		*		GS-3145	A:25/B:22/D:55,5/L:141,5
1.4 i	55/75	07/93->01/95	CV Joint	F		*		GS-3145	A:25/B:22/D:55,5/L:141,5
1.6 16V XR3i	66/90	12/92->01/95	CV Joint	F		*		GS-3145	A:25/B:22/D:55,5/L:141,5
1.6 i 16V	65/88	02/94->01/95	CV Joint	F		*		GS-3145	A:25/B:22/D:55,5/L:141,5
1.8 16V XR3i	96/130	12/92->01/95	CV Joint	F		*		GS-3145	A:25/B:22/D:55,5/L:141,5
1.8 16V XR3i	77/105	12/92->01/95	CV Joint	F		*		GS-3145	A:25/B:22/D:55,5/L:141,5

ESCORT VI Estate [GAL]













1.3	44/60	09/92->01/95	CV Joint	L; R	F	MT	*		GS-3142	A:23/B:20/D:48/L:129,5
			CV Joint		F		*	-->10/93	GS-3145	A:25/B:22/D:55,5/L:141,5
1.4	55/75	01/94->01/95	CV Joint		F		*		GS-3145	A:25/B:22/D:55,5/L:141,5
1.4	52/71	09/92->01/95	CV Joint		F		*		GS-3145	A:25/B:22/D:55,5/L:141,5
1.6 i 16V	65/88	01/94->01/95	CV Joint		F	AT	*	trans.type B5/IB5	GS-3145	A:25/B:22/D:55,5/L:141,5
1.6 i 16V	66/90	09/92->01/95	CV Joint		F	AT	*	trans.type B5/IB5	GS-3145	A:25/B:22/D:55,5/L:141,5
1.8 D	44/60	09/92->01/95	CV Joint		F	MT	*		GS-3145	A:25/B:22/D:55,5/L:141,5
1.8 i 16V	77/105	01/93->01/95	CV Joint		F	AT	*	trans.type B5/IB5	GS-3145	A:25/B:22/D:55,5/L:141,5
			CV Joint		F	AT	*	trans.type B5/IB5	GS-3146	A:25/B:25/D:56,5/L:145,5
1.8 i 16V	96/130	02/93->01/95					*	trans.type MT	GS-4873	A:26/B:33/D:40/L:168,6
			CV Joint		F	MT	*		GS-3145	A:25/B:22/D:55,5/L:141,5
			CV Joint		F	MT	*		GS-3146	A:25/B:25/D:56,5/L:145,5
1.8 TD	66/90	02/93->01/95	CV Joint				*	trans.type MT	GS-4873	A:26/B:33/D:40/L:168,6
			CV Joint				*		GS-3145	A:25/B:22/D:55,5/L:141,5

ESCORT VI Saloon [GAL]

1.3	44/60	08/93->01/95	CV Joint	L; R	F	MT	*		GS-3142	A:23/B:20/D:48/L:129,5
			CV Joint		F		*	-->10/93	GS-3145	A:25/B:22/D:55,5/L:141,5
1.4	55/75	08/93->01/95	CV Joint		F		*		GS-3145	A:25/B:22/D:55,5/L:141,5
1.4	52/71	08/93->04/94	CV Joint		F		*		GS-3145	A:25/B:22/D:55,5/L:141,5
1.6 i 16V	65/88	01/94->01/95	CV Joint		F	AT	*	trans.type B5/IB5	GS-3145	A:25/B:22/D:55,5/L:141,5
1.6 i 16V	66/90	08/93->01/95	CV Joint		F	AT	*	trans.type B5/IB5	GS-3145	A:25/B:22/D:55,5/L:141,5
1.8 D	44/60	08/93->01/95	CV Joint		F	MT	*		GS-3145	A:25/B:22/D:55,5/L:141,5
1.8 i 16V	77/105	08/93->01/95	CV Joint		F	AT	*	trans.type B5/IB5	GS-3145	A:25/B:22/D:55,5/L:141,5
			CV Joint		F	MT	*		GS-3145	A:25/B:22/D:55,5/L:141,5
1.8 TD	66/90	08/93->01/95	CV Joint				*		GS-3146	A:25/B:25/D:56,5/L:145,5
			CV Joint				*	trans.type MT	GS-4873	A:26/B:33/D:40/L:168,6

ESCORT VII [GAL, AAL, ABL]

1.3	44/60	01/95->10/98	CV Joint	L; R	F	MT	*	-->09/97	GS-3142	A:23/B:20/D:48/L:129,5
1.4	55/75	01/95->10/98	CV Joint		F		*		GS-3145	A:25/B:22/D:55,5/L:141,5
1.6 16V	66/90	01/95->10/98	CV Joint		F		*		GS-3145	A:25/B:22/D:55,5/L:141,5
1.6 16V 4x4	66/90	01/95->10/98	CV Joint		F		*		GS-3145	A:25/B:22/D:55,5/L:141,5
1.6 i 16V	65/88	01/95->08/95	CV Joint		F		*		GS-3145	A:25/B:22/D:55,5/L:141,5
1.8 16V	85/115	01/95->10/98	CV Joint		F		*	trans.type B5/IB5	GS-3145	A:25/B:22/D:55,5/L:141,5
1.8 16V	77/105	01/95->08/95	CV Joint		F		*	trans.type B5/IB5	GS-3145	A:25/B:22/D:55,5/L:141,5
1.8 D	44/60	01/95->12/96	CV Joint		F	MT	*		GS-3145	A:25/B:22/D:55,5/L:141,5

							Technical Specification				
	kW/HP		Type	L/R	F/R	AT/MT		ABS			
1.8 TD	66/90	01/95->10/98	CV Joint			MT	*			GS-3146	A:25/B:25/D:56,5/L:145,5
1.8 Turbo D	51/70	12/95->10/98	CV Joint				*			GS-3146	A:25/B:25/D:56,5/L:145,5
RS 2000 4x4	110/150	02/95->10/98	CV Joint		F		*	--06/96		GS-3145	A:25/B:22/D:55,5/L:141,5
ESCORT VII Convertible (ALL) 											
1.4	55/75	02/95->08/98	CV Joint		F		*			GS-3145	A:25/B:22/D:55,5/L:141,5
1.6 16V XR3i	65/88	02/95->12/96	CV Joint		F		*	trans.type B5/IB5		GS-3145	A:25/B:22/D:55,5/L:141,5
1.6 16V XR3i	66/90	02/95->09/99	CV Joint		F		*	trans.type B5/IB5		GS-3145	A:25/B:22/D:55,5/L:141,5
			CV Joint				*			GS-3146	A:25/B:25/D:56,5/L:145,5
1.8 16V XR3i	96/130	02/95->08/00	CV Joint		F		*	trans.type B5/IB5		GS-3145	A:25/B:22/D:55,5/L:141,5
1.8 16V XR3i	77/105	02/95->08/98	CV Joint		F		*	trans.type B5/IB5		GS-3145	A:25/B:22/D:55,5/L:141,5
1.8 16V XR3i	85/115	10/95->08/98	CV Joint		F		*	trans.type B5/IB5		GS-3145	A:25/B:22/D:55,5/L:141,5
1.8 TD	66/90	09/95->08/98	CV Joint				*			GS-3146	A:25/B:25/D:56,5/L:145,5
1.8 Turbo D	51/70	10/96->08/99	CV Joint				*			GS-3146	A:25/B:25/D:56,5/L:145,5
ESCORT VII Estate (GAL, ANL) 											
1.3	44/60	01/95->01/99	CV Joint	L; R	F	MT	*	--09/97		GS-3142	A:23/B:20/D:48/L:129,5
1.4	55/75	01/95->02/99	CV Joint		F		*			GS-3145	A:25/B:22/D:55,5/L:141,5
1.6 16V	66/90	01/95->02/99	CV Joint		F		*	trans.type B5/IB5		GS-3145	A:25/B:22/D:55,5/L:141,5
1.6 i 16V	65/88	01/95->08/95	CV Joint		F		*	trans.type B5/IB5		GS-3145	A:25/B:22/D:55,5/L:141,5
1.8 16V	85/115	01/95->02/99	CV Joint		F		*	trans.type B5/IB5		GS-3145	A:25/B:22/D:55,5/L:141,5
1.8 16V	77/105	01/95->08/95	CV Joint		F		*	trans.type B5/IB5		GS-3145	A:25/B:22/D:55,5/L:141,5
1.8 D	44/60	01/95->02/99	CV Joint		F	MT	*			GS-3145	A:25/B:22/D:55,5/L:141,5
1.8 TD	66/90	01/95->02/99	CV Joint			MT	*			GS-3146	A:25/B:25/D:56,5/L:145,5
1.8 Turbo D	51/70	12/95->02/99	CV Joint				*			GS-3146	A:25/B:25/D:56,5/L:145,5
ESCORT VII Saloon (GAL, AFL) 											
1.3	44/60	01/95->02/99	CV Joint	L; R	F	MT	*	--09/97		GS-3142	A:23/B:20/D:48/L:129,5
1.4	55/75	01/95->02/99	CV Joint		F		*			GS-3145	A:25/B:22/D:55,5/L:141,5
1.6 i 16V	66/90	01/95->02/99	CV Joint		F		*			GS-3145	A:25/B:22/D:55,5/L:141,5
1.6 i 16V	65/88	01/95->08/95	CV Joint		F		*			GS-3145	A:25/B:22/D:55,5/L:141,5
1.8 16V	85/115	01/95->02/99	CV Joint		F		*	trans.type B5/IB5		GS-3145	A:25/B:22/D:55,5/L:141,5
1.8 16V	77/105	01/95->08/95	CV Joint		F		*	trans.type B5/IB5		GS-3145	A:25/B:22/D:55,5/L:141,5
1.8 D	44/60	01/95->12/96	CV Joint		F	MT	*			GS-3145	A:25/B:22/D:55,5/L:141,5
1.8 TD	66/90	01/95->02/99	CV Joint				*			GS-3146	A:25/B:25/D:56,5/L:145,5
1.8 Turbo D	51/70	12/95->02/99	CV Joint				*			GS-3146	A:25/B:25/D:56,5/L:145,5
FIESTA Box (F3L, F5L) 											
1.3	44/60	09/91->02/96	CV Joint		F		*	--01/94		GS-3143	A:23/B:22/D:48/L:132,5
			CV Joint		F		*	02/94->		GS-3607	A:25/B:22/D:56,5/L:142
1.8 D	44/60	09/91->02/96	CV Joint		F		*	--01/94		GS-3143	A:23/B:22/D:48/L:132,5
			CV Joint		F		*	02/94->		GS-3607	A:25/B:22/D:56,5/L:142
FIESTA Box (FVD) 											
1.0	33/45	08/83->11/89	CV Joint	L; R	F	MT	*	04/89->		GS-3142	A:23/B:20/D:48/L:129,5
1.8 D (FVJ)	43/60	03/89->12/95	CV Joint		F		*	--01/94; 08/91->		GS-3143	A:23/B:22/D:48/L:132,5
			CV Joint		F		*	02/94->		GS-3607	A:25/B:22/D:56,5/L:142



KW/HP



Type

L/R F/R

AT/MT



ABS



Technical Specification

FIESTA II (FBD)

1.4 (FBD)	54/73	02/87->02/89	CV Joint				*		GS-3119	A:23/B:22/D:55/L:146
1.4 (FBD)	55/75	10/85->11/89	CV Joint				*		GS-3119	A:23/B:22/D:55/L:146
1.4 (FBD)	52/71	10/86->02/89	CV Joint				*		GS-3119	A:23/B:22/D:55/L:146
1.6 XR2 (FBD)	70/95	03/84->02/89	CV Joint				*		GS-3119	A:23/B:22/D:55/L:146
1.6 XR2 (FBD)	71/97	04/84->02/89	CV Joint				*		GS-3119	A:23/B:22/D:55/L:146

FIESTA III (GFJ)









1.1	40/55	03/89->12/95	CV Joint	L; R	F	MT	*	--01/94	GS-3142	A:23/B:20/D:48/L:129,5
1.1	37/50	03/89->12/95	CV Joint	L; R	F	MT	*	--01/94	GS-3142	A:23/B:20/D:48/L:129,5
1.3	44/60	03/89->12/92	CV Joint		F		*		GS-3143	A:23/B:22/D:48/L:132,5
1.3	44/60	03/89->12/95	CV Joint		F		*	--01/94	GS-3143	A:23/B:22/D:48/L:132,5
			CV Joint		F		*	02/94->	GS-3607	A:25/B:22/D:56,5/L:142
1.3 CAT	44/60	05/91->01/97	CV Joint		F		*	--01/94	GS-3143	A:23/B:22/D:48/L:132,5
			CV Joint		F		*	02/94->	GS-3607	A:25/B:22/D:56,5/L:142
1.4	54/73	03/89->12/95	CV Joint		F		*	--01/94	GS-3143	A:23/B:22/D:48/L:132,5
			CV Joint		F		*	02/94->	GS-3607	A:25/B:22/D:56,5/L:142
1.4	52/71	03/89->12/95	CV Joint		F		*	--01/94	GS-3143	A:23/B:22/D:48/L:132,5
			CV Joint		F		*	02/94->	GS-3607	A:25/B:22/D:56,5/L:142
1.4 CAT	54/73	03/89->12/95	CV Joint		F		*	--01/94	GS-3143	A:23/B:22/D:48/L:132,5
			CV Joint		F		*	02/94->	GS-3607	A:25/B:22/D:56,5/L:142
1.6	65/88	01/89->01/94	CV Joint		F		*		GS-3143	A:23/B:22/D:48/L:132,5
1.6	66/90	03/89->12/92	CV Joint		F		*		GS-3143	A:23/B:22/D:48/L:132,5
1.6 i 16V	65/88	01/94->12/95	CV Joint		F		*		GS-3143	A:23/B:22/D:48/L:132,5
1.6 Turbo (FBJT)	96/131	03/90->10/92	CV Joint		F		*		GS-3143	A:23/B:22/D:48/L:132,5
1.6 XR2i	76/103	03/89->03/93	CV Joint		F		*		GS-3143	A:23/B:22/D:48/L:132,5
1.8 16V	77/105	02/92->12/95	CV Joint		F		*		GS-3143	A:23/B:22/D:48/L:132,5
1.8 D	44/60	03/89->12/95	CV Joint		F		*	--01/94	GS-3143	A:23/B:22/D:48/L:132,5
			CV Joint		F		*	02/94->	GS-3607	A:25/B:22/D:56,5/L:142
1.8 XR2i 16V	96/130	02/92->12/95	CV Joint		F		*	+ ABS	GS-3143	A:23/B:22/D:48/L:132,5









FIESTA IV (JA_, JB_)










1.0 i	38/52	02/97->09/99	CV Joint		F		*		GS-3607	A:25/B:22/D:56,5/L:142
1.0 i	48/65	09/99->01/02	CV Joint		F		*		GS-3607	A:25/B:22/D:56,5/L:142
1.25 i 16V	55/75	08/95->01/02	CV Joint		F		*		GS-3607	A:25/B:22/D:56,5/L:142
1.3 i	37/50	08/95->01/02	CV Joint		F		*		GS-3606	A:25/B:20/D:56,5/L:137,5
1.3 i	44/60	08/95->01/02	CV Joint		F		*		GS-3606	A:25/B:20/D:56,5/L:137,5
1.4 i 16V	66/90	04/96->01/02	CV Joint		F		*		GS-3607	A:25/B:22/D:56,5/L:142
1.6 16V Sport	76/103	02/00->01/02	CV Joint		F		*		GS-3607	A:25/B:22/D:56,5/L:142
1.8 D	44/60	08/95->04/00	CV Joint		F		*		GS-3607	A:25/B:22/D:56,5/L:142
1.8 DI	55/75	04/00->01/02	CV Joint		F		*		GS-3607	A:25/B:22/D:56,5/L:142












FIESTA V (JH_, JD_)







1.25 16V	51/70	03/03->06/08	CV Joint		F	MT	*		GS-3882	A:25/B:22/D:53,3/L:141
1.25 16V	55/75	05/02->06/08	CV Joint		F	MT	*		GS-3882	A:25/B:22/D:53,3/L:141
1.3	44/60	11/01->06/08	CV Joint		F	MT	*		GS-3882	A:25/B:22/D:53,3/L:141

						Technical Specification			
		Type	L/R	F/R	AT/MT	ABS			
1.3	51/69	11/01->06/08	CV Joint	F	MT	*		GS-3882	A:25/B:22/D:53,3/L:141
1.4 16V	59/80	11/01->06/08	CV Joint	F	MT	*		GS-3882	A:25/B:22/D:53,3/L:141
			CV Joint	F	SA	*		GS-3892	A:25/B:21/D:53,2/L:143
1.4 TDCi	50/68	11/01->06/08	CV Joint	F	MT	*	05/05->	GS-3882	A:25/B:22/D:53,3/L:141
			CV Joint	F	MT	*	->04/05	GS-3884	A:25/B:20/D:52,9/L:141
			Drive Shaft	L	F		->04/05	AW-4781	A:25/B:23/D:53,3/L:621
			Drive Shaft	R	F		->04/05	AW-4782	A:25/B:23/D:52,9/L:916
1.6 16V	74/100	11/01->06/08	CV Joint	F	MT	*		GS-3892	A:25/B:21/D:53,2/L:143
1.6 TDCi	66/90	11/04->06/08	CV Joint	F	MT	*		GS-3724	A:25/B:23/D:53,38/L:145,5
ST150	110/150	03/05->06/08	CV Joint	F		*		GS-3724	A:25/B:23/D:53,38/L:145,5
FIESTA V Van 									
1.4 TDCi	50/68	10/03->12/10	Drive Shaft	L	F		->04/05	AW-4781	A:25/B:23/D:53,3/L:621
			Drive Shaft	R	F		->04/05	AW-4782	A:25/B:23/D:52,9/L:916
FOCUS (DAW, DBW) 									
1.4 16V	55/75	10/98->11/04	CV Joint	F		*		GS-3723	A:25/B:21/D:53,3/L:142
			CV Joint	F		*		GS-3724	A:25/B:23/D:53,38/L:145,5
			CV Joint	F		*		GS-3892	A:25/B:21/D:53,2/L:143
			Drive Shaft	L	F		trans.type B5/IB5	AW-4667	A:25/B:23/D:53,38/L:633
			Drive Shaft	R	F		trans.type B5/IB5	AW-4668	A:25/B:23/D:53,38/L:934
			Drive Shaft	L	F		trans.type MTX75	AW-4669	A:25/B:26/D:53,38/L:613
			Drive Shaft	R	F		trans.type MTX75	AW-4670	A:25/B:26/D:53,38/L:944,5
1.6 16V	74/100	10/98->11/04	CV Joint	F		*		GS-3723	A:25/B:21/D:53,3/L:142
			CV Joint	F		*		GS-3724	A:25/B:23/D:53,38/L:145,5
			CV Joint	F		*		GS-3892	A:25/B:21/D:53,2/L:143
			Drive Shaft	L	F		trans.type B5/IB5	AW-4667	A:25/B:23/D:53,38/L:633
			Drive Shaft	R	F		trans.type B5/IB5	AW-4668	A:25/B:23/D:53,38/L:934
			Drive Shaft	L	F		trans.type MTX75	AW-4669	A:25/B:26/D:53,38/L:613
			Drive Shaft	R	F		trans.type MTX75	AW-4670	A:25/B:26/D:53,38/L:944,5
1.8 16V	85/115	10/98->11/04	CV Joint	F		*		GS-3723	A:25/B:21/D:53,3/L:142
			CV Joint	F		*		GS-3724	A:25/B:23/D:53,38/L:145,5
			CV Joint	F		*		GS-3892	A:25/B:21/D:53,2/L:143
			Drive Shaft	L	F		trans.type B5/IB5	AW-4667	A:25/B:23/D:53,38/L:633
			Drive Shaft	R	F		trans.type B5/IB5	AW-4668	A:25/B:23/D:53,38/L:934
			Drive Shaft	L	F		trans.type MTX75	AW-4669	A:25/B:26/D:53,38/L:613
			Drive Shaft	R	F		trans.type MTX75	AW-4670	A:25/B:26/D:53,38/L:944,5
1.8 DI / TDDi	55/75	08/99->11/04	CV Joint	F		*		GS-3723	A:25/B:21/D:53,3/L:142
			CV Joint	F		*		GS-3724	A:25/B:23/D:53,38/L:145,5
			CV Joint	F		*		GS-3892	A:25/B:21/D:53,2/L:143
			Drive Shaft	L	F		trans.type B5/IB5	AW-4667	A:25/B:23/D:53,38/L:633
			Drive Shaft	R	F		trans.type B5/IB5	AW-4668	A:25/B:23/D:53,38/L:934
			Drive Shaft	L	F		trans.type MTX75	AW-4669	A:25/B:26/D:53,38/L:613
			Drive Shaft	R	F		trans.type MTX75	AW-4670	A:25/B:26/D:53,38/L:944,5
1.8 TDCi	85/115	03/01->11/04	CV Joint	F		*		GS-3869	A:25/B:24/D:52,6/L:147
1.8 TDCi	74/100	08/02->11/04	CV Joint	F		*		GS-3869	A:25/B:24/D:52,6/L:147

	kw/HP		Type	L/R	F/R	AT/MT			ABS			Technical Specification	
1.8 Turbo DI / TDDi	66/90	10/98->11/04	CV Joint		F				*		GS-3724	A:25/B:23/D:53,38/L:145,5	
			Drive Shaft	L	F					trans.type B5/IB5	AW-4667	A:25/B:23/D:53,38/L:633	
			Drive Shaft	R	F						trans.type B5/IB5	AW-4668	A:25/B:23/D:53,38/L:934
			Drive Shaft	L	F						trans.type MTX75	AW-4669	A:25/B:26/D:53,38/L:613
			Drive Shaft	R	F						trans.type MTX75	AW-4670	A:25/B:26/D:53,38/L:944,5
2.0 16V	96/131	10/98->11/04	CV Joint		F				*		GS-3724	A:25/B:23/D:53,38/L:145,5	
			Drive Shaft	L	F					trans.type B5/IB5	AW-4667	A:25/B:23/D:53,38/L:633	
			Drive Shaft	R	F						trans.type B5/IB5	AW-4668	A:25/B:23/D:53,38/L:934
			Drive Shaft	L	F						trans.type MTX75	AW-4669	A:25/B:26/D:53,38/L:613
RS	158/215	10/02->11/04	Drive Shaft	R	F					trans.type MTX75	AW-4670	A:25/B:26/D:53,38/L:944,5	
			CV Joint		F					*		GS-3864	A:27/B:26/D:56,5/L:157,5
FOCUS C-MAX 													
1.6	74/100	10/03->03/07	CV Joint		F				*		GS-3969	A:36/B:24/D:56/L:105	
1.6 TDCi	66/90	02/05->03/07	CV Joint		F	MT			*		GS-3970	A:36/B:26/D:56,3/L:109	
1.6 TDCi	80/109	10/03->03/07	CV Joint		F	MT			*		GS-3970	A:36/B:26/D:56,3/L:109	
			CV Joint		F	AT			*		GS-3994	A:36/B:23/D:56/L:105	
1.6 Ti	85/115	08/04->03/07	CV Joint		F				*		GS-3969	A:36/B:24/D:56/L:105	
1.8	92/125	04/04->03/07	CV Joint		F	MT			*		GS-3994	A:36/B:23/D:56/L:105	
1.8	88/120	10/03->03/07	CV Joint		F	MT			*		GS-3969	A:36/B:24/D:56/L:105	
			CV Joint		F				*	--10/04	GS-3994	A:36/B:23/D:56/L:105	
1.8 Flexifuel	92/125	01/06->03/07	CV Joint		F	MT			*		GS-3994	A:36/B:23/D:56/L:105	
1.8 TDCi	85/115	01/05->03/07	CV Joint		F	MT			*		GS-3994	A:36/B:23/D:56/L:105	
2.0	107/145	03/04->03/07	CV Joint		F				*		GS-3994	A:36/B:23/D:56/L:105	
2.0 TDCi	100/136	10/03->03/07	CV Joint		F				*	engine G6DA, G6DB	GS-3971	A:36/B:26/D:56/L:112	
			CV Joint		F				*		GS-3994	A:36/B:23/D:56/L:105	
FOCUS Estate (DNW) 													
1.4 16V	55/75	02/99->11/04	CV Joint		F				*		GS-3723	A:25/B:21/D:53,3/L:142	
			CV Joint		F				*		GS-3724	A:25/B:23/D:53,38/L:145,5	
			CV Joint		F					*		GS-3892	A:25/B:21/D:53,2/L:143
			Drive Shaft	L	F						trans.type B5/IB5	AW-4667	A:25/B:23/D:53,38/L:633
			Drive Shaft	R	F						trans.type B5/IB5	AW-4668	A:25/B:23/D:53,38/L:934
			Drive Shaft	L	F						trans.type MTX75	AW-4669	A:25/B:26/D:53,38/L:613
			Drive Shaft	R	F						trans.type MTX75	AW-4670	A:25/B:26/D:53,38/L:944,5
1.6 16V	74/100	02/99->11/04	CV Joint		F	AT; MT			*		GS-3723	A:25/B:21/D:53,3/L:142	
			CV Joint		F				*		GS-3724	A:25/B:23/D:53,38/L:145,5	
			CV Joint		F	AT; MT				*		GS-3892	A:25/B:21/D:53,2/L:143
			Drive Shaft	L	F						trans.type B5/IB5	AW-4667	A:25/B:23/D:53,38/L:633
			Drive Shaft	R	F						trans.type B5/IB5	AW-4668	A:25/B:23/D:53,38/L:934
1.6 16V	74/100	02/99->11/04	Drive Shaft	L	F					trans.type MTX75	AW-4669	A:25/B:26/D:53,38/L:613	
			Drive Shaft	R	F					trans.type MTX75	AW-4670	A:25/B:26/D:53,38/L:944,5	

	kw/HP		Type	L/R	F/R	AT/MT			ABS			Technical Specification	
1.8 16V	85/115	02/99->11/04	CV Joint		F				*		GS-3723	A:25/B:21/D:53,3/L:142	
			CV Joint		F				*		GS-3724	A:25/B:23/D:53,38/L:145,5	
			CV Joint		F					*		GS-3892	A:25/B:21/D:53,2/L:143
			Drive Shaft	L	F						trans.type B5/IB5	AW-4667	A:25/B:23/D:53,38/L:633
			Drive Shaft	R	F						trans.type B5/IB5	AW-4668	A:25/B:23/D:53,38/L:934
			Drive Shaft	L	F						trans.type MTX75	AW-4669	A:25/B:26/D:53,38/L:613
			Drive Shaft	R	F						trans.type MTX75	AW-4670	A:25/B:26/D:53,38/L:944,5
1.8 DI / TDDi	55/75	08/99->11/04	CV Joint		F				*		GS-3723	A:25/B:21/D:53,3/L:142	
			CV Joint		F				*		GS-3724	A:25/B:23/D:53,38/L:145,5	
			CV Joint		F					*		GS-3892	A:25/B:21/D:53,2/L:143
			Drive Shaft	L	F						trans.type B5/IB5	AW-4667	A:25/B:23/D:53,38/L:633
			Drive Shaft	R	F						trans.type B5/IB5	AW-4668	A:25/B:23/D:53,38/L:934
			Drive Shaft	L	F						trans.type MTX75	AW-4669	A:25/B:26/D:53,38/L:613
			Drive Shaft	R	F						trans.type MTX75	AW-4670	A:25/B:26/D:53,38/L:944,5
1.8 TDCi	85/115	03/01->11/04	CV Joint		F				*	GS-3869	A:25/B:24/D:52,6/L:147		
1.8 TDCi	74/100	08/02->11/04	CV Joint		F				*	GS-3869	A:25/B:24/D:52,6/L:147		
1.8 Turbo DI / TDDi	66/90	02/99->11/04	CV Joint		F				*		GS-3724	A:25/B:23/D:53,38/L:145,5	
			Drive Shaft	L	F					trans.type B5/IB5	AW-4667	A:25/B:23/D:53,38/L:633	
			Drive Shaft	R	F						trans.type B5/IB5	AW-4668	A:25/B:23/D:53,38/L:934
			Drive Shaft	L	F						trans.type MTX75	AW-4669	A:25/B:26/D:53,38/L:613
			Drive Shaft	R	F						trans.type MTX75	AW-4670	A:25/B:26/D:53,38/L:944,5
2.0 16V	96/131	02/99->11/04	CV Joint		F				*		GS-3724	A:25/B:23/D:53,38/L:145,5	
			Drive Shaft	L	F					trans.type B5/IB5	AW-4667	A:25/B:23/D:53,38/L:633	
			Drive Shaft	R	F						trans.type B5/IB5	AW-4668	A:25/B:23/D:53,38/L:934
			Drive Shaft	L	F						trans.type MTX75	AW-4669	A:25/B:26/D:53,38/L:613
			Drive Shaft	R	F						trans.type MTX75	AW-4670	A:25/B:26/D:53,38/L:944,5
FOCUS II [DA_] 													
1.4	59/80	07/04->09/12	CV Joint		F	MT			*		GS-3994	A:36/B:23/D:56/L:105	
1.6	74/100	07/04->09/12	CV Joint		F				*		GS-3994	A:36/B:23/D:56/L:105	
1.6 TDCi	66/90	01/05->09/12	CV Joint		F	MT			*		GS-3994	A:36/B:23/D:56/L:105	
1.6 TDCi	80/109	07/04->09/12	CV Joint		F				*		GS-3994	A:36/B:23/D:56/L:105	
1.6 Ti	85/115	07/04->09/12	CV Joint		F				*		GS-3969	A:36/B:24/D:56/L:105	
			CV Joint		F	AT			*	engine C16HDEZ	GS-3994	A:36/B:23/D:56/L:105	
1.8	92/125	03/06->09/12	CV Joint		F				*		GS-3994	A:36/B:23/D:56/L:105	
1.8 Flexifuel	92/125	01/06->09/12	CV Joint		F	MT			*		GS-3994	A:36/B:23/D:56/L:105	
1.8 TDCi	85/115	01/05->09/12	CV Joint		F	MT			*		GS-3994	A:36/B:23/D:56/L:105	
2.0	107/145	07/04->09/12	CV Joint		F				*		GS-3994	A:36/B:23/D:56/L:105	
2.0 TDCi	81/110	02/08->07/11	CV Joint	L	F				*		GS-3994	A:36/B:23/D:56/L:105	
2.0 TDCi	100/136	07/04->09/12	CV Joint		F	MT			*		GS-3994	A:36/B:23/D:56/L:105	
FOCUS II Convertible 													
1.6	74/100	10/06->07/11	CV Joint		F	AT			*		GS-3994	A:36/B:23/D:56/L:105	
2.0	107/145	10/06->07/11	CV Joint		F				*		GS-3994	A:36/B:23/D:56/L:105	
2.0 TDCi	100/136	10/06->07/11	CV Joint	L	F				*		GS-3994	A:36/B:23/D:56/L:105	
FOCUS II Estate [DA_] 													
1.4	59/80	07/04->09/12	CV Joint		F	MT			*		GS-3994	A:36/B:23/D:56/L:105	

	kW/HP		Type	L/R	F/R	AT/MT			ABS			Technical Specification
1.6	74/100	07/04->07/11	CV Joint		F		*				GS-3994	A:36/B:23/D:56/L:105
1.6 TDCi	80/109	07/04->09/12	CV Joint		F		*				GS-3994	A:36/B:23/D:56/L:105
1.6 TDCi	66/90	07/04->09/12	CV Joint		F	MT	*				GS-3994	A:36/B:23/D:56/L:105
1.6 Ti	85/115	07/04->09/12	CV Joint		F		*				GS-3994	A:36/B:23/D:56/L:105
1.8	92/125	03/06->09/12	CV Joint		F		*				GS-3994	A:36/B:23/D:56/L:105
1.8 Flexifuel	92/125	01/06->09/12	CV Joint		F	MT	*				GS-3994	A:36/B:23/D:56/L:105
1.8 TDCi	85/115	07/04->09/12	CV Joint		F	MT	*				GS-3994	A:36/B:23/D:56/L:105
2.0	107/145	07/04->09/12	CV Joint		F		*				GS-3994	A:36/B:23/D:56/L:105
2.0 TDCi	81/110	02/08->07/11	CV Joint	L	F		*				GS-3994	A:36/B:23/D:56/L:105
2.0 TDCi	100/136	07/04->09/12	CV Joint		F	MT	*				GS-3994	A:36/B:23/D:56/L:105
FOCUS II Saloon (DA_) 												
1.4	59/80	04/05->09/12	CV Joint		F	MT	*				GS-3994	A:36/B:23/D:56/L:105
1.6	74/100	04/05->09/12	CV Joint		F		*				GS-3994	A:36/B:23/D:56/L:105
1.6 TDCi	66/90	04/05->09/12	CV Joint		F	MT	*				GS-3994	A:36/B:23/D:56/L:105
1.6 TDCi	80/109	04/05->09/12	CV Joint		F		*				GS-3994	A:36/B:23/D:56/L:105
1.6 Ti	85/115	04/05->09/12	CV Joint		F		*				GS-3994	A:36/B:23/D:56/L:105
1.8	92/125	03/06->09/12	CV Joint		F		*				GS-3994	A:36/B:23/D:56/L:105
1.8 Flexifuel	92/125	06/06->07/11	CV Joint		F		*		--02/11, 02/08-->		GS-3994	A:36/B:23/D:56/L:105
1.8 TDCi	85/115	04/05->09/12	CV Joint		F	MT	*				GS-3994	A:36/B:23/D:56/L:105
2.0	107/145	04/05->07/11	CV Joint		F		*				GS-3994	A:36/B:23/D:56/L:105
2.0 TDCi	81/110	02/08->07/11	CV Joint	L	F		*				GS-3994	A:36/B:23/D:56/L:105
2.0 TDCi	100/136	04/05->09/12	CV Joint		F	MT	*				GS-3994	A:36/B:23/D:56/L:105
FOCUS III 												
1.6 Ti	77/105	07/10->	CV Joint				*				GS-4907	A:27/B:24/D:62,8/L:154,5
FOCUS III Saloon 												
1.6 Ti	77/105	07/10->	CV Joint				*				GS-4907	A:27/B:24/D:62,8/L:154,5
FOCUS III Turnier 												
1.6 Ti	77/105	07/10->	CV Joint				*				GS-4907	A:27/B:24/D:62,8/L:154,5
FOCUS Saloon (DFW) 												
1.4 16V	55/75	02/99->11/04	CV Joint		F		*				GS-3723	A:25/B:21/D:53,3/L:142
			CV Joint		F		*				GS-3724	A:25/B:23/D:53,38/L:145,5
			CV Joint		F		*				GS-3892	A:25/B:21/D:53,2/L:143
			Drive Shaft	L	F				trans.type B5/IB5		AW-4667	A:25/B:23/D:53,38/L:633
			Drive Shaft	R	F				trans.type B5/IB5		AW-4668	A:25/B:23/D:53,38/L:934
			Drive Shaft	L	F				trans.type MTX75		AW-4669	A:25/B:26/D:53,38/L:613
			Drive Shaft	R	F				trans.type MTX75		AW-4670	A:25/B:26/D:53,38/L:944,5
1.6 16V	74/100	02/99->11/04	CV Joint		F		*				GS-3723	A:25/B:21/D:53,3/L:142
			CV Joint		F		*				GS-3724	A:25/B:23/D:53,38/L:145,5
			CV Joint		F		*				GS-3892	A:25/B:21/D:53,2/L:143
			Drive Shaft	L	F				trans.type B5/IB5		AW-4667	A:25/B:23/D:53,38/L:633
			Drive Shaft	R	F				trans.type B5/IB5		AW-4668	A:25/B:23/D:53,38/L:934
			Drive Shaft	L	F				trans.type MTX75		AW-4669	A:25/B:26/D:53,38/L:613
			Drive Shaft	R	F				trans.type MTX75		AW-4670	A:25/B:26/D:53,38/L:944,5

		kw/HP		Type	L/R	F/R	AT/MT			ABS			Technical Specification
1.8 16V		85/115	02/99->11/04	CV Joint		F				*		GS-3723	A:25/B:21/D:53,3/L:142
				CV Joint		F				*		GS-3724	A:25/B:23/D:53,38/L:145,5
				CV Joint		F				*		GS-3892	A:25/B:21/D:53,2/L:143
				Drive Shaft	L	F					trans.type B5/IB5	AW-4667	A:25/B:23/D:53,38/L:633
				Drive Shaft	R	F					trans.type B5/IB5	AW-4668	A:25/B:23/D:53,38/L:934
				Drive Shaft	L	F					trans.type MTX75	AW-4669	A:25/B:26/D:53,38/L:613
				Drive Shaft	R	F					trans.type MTX75	AW-4670	A:25/B:26/D:53,38/L:944,5
1.8 TDCi		85/115	03/01->11/04	CV Joint		F			*		GS-3869	A:25/B:24/D:52,6/L:147	
1.8 TDCi		74/100	08/02->11/04	CV Joint		F			*		GS-3869	A:25/B:24/D:52,6/L:147	
1.8 Turbo DI / TDDi		66/90	02/99->11/04	CV Joint		F				*		GS-3724	A:25/B:23/D:53,38/L:145,5
				Drive Shaft	L	F				trans.type B5/IB5	AW-4667	A:25/B:23/D:53,38/L:633	
				Drive Shaft	R	F				trans.type B5/IB5	AW-4668	A:25/B:23/D:53,38/L:934	
				Drive Shaft	L	F				trans.type MTX75	AW-4669	A:25/B:26/D:53,38/L:613	
				Drive Shaft	R	F				trans.type MTX75	AW-4670	A:25/B:26/D:53,38/L:944,5	
2.0 16V		96/131	02/99->11/04	CV Joint		F				*		GS-3724	A:25/B:23/D:53,38/L:145,5
				Drive Shaft	L	F				trans.type B5/IB5	AW-4667	A:25/B:23/D:53,38/L:633	
				Drive Shaft	R	F				trans.type B5/IB5	AW-4668	A:25/B:23/D:53,38/L:934	
				Drive Shaft	L	F				trans.type MTX75	AW-4669	A:25/B:26/D:53,38/L:613	
				Drive Shaft	R	F				trans.type MTX75	AW-4670	A:25/B:26/D:53,38/L:944,5	

FUSION (JU_)

1.25		55/75	08/04->12/12	CV Joint		F				*		GS-3882	A:25/B:22/D:53,3/L:141
1.4		59/80	08/02->12/12	CV Joint		F				*		GS-3882	A:25/B:22/D:53,3/L:141
				CV Joint		F				*		GS-3884	A:25/B:20/D:52,9/L:141
				Drive Shaft	L	F	MT			11/02->	AW-4781	A:25/B:23/D:53,3/L:621	
1.4 TDCi		50/68	08/02->07/05	Drive Shaft	R	F	MT				11/02->	AW-4782	A:25/B:23/D:52,9/L:916
1.6		74/100	08/02->11/08	CV Joint		F				*		GS-3892	A:25/B:21/D:53,2/L:143
1.6 TDCi		66/90	11/04->12/12	CV Joint		F	MT			*		GS-3724	A:25/B:23/D:53,38/L:145,5

GALAXY (WA6)

1.6 TDCi		85/115	02/11->06/15	CV Joint	L; R	F				*		trans.type MT	GS-4853	A:40/B:28/D:57,4/L:114
				CV Joint		F				*		trans.type MT	GS-4857	A:26/B:28/D:40/L:179,5
1.8 TDCi		74/100	05/06->06/15	CV Joint	L; R	F				*		trans.type MT	GS-4853	A:40/B:28/D:57,4/L:114
				CV Joint		F				*		trans.type MT	GS-4857	A:26/B:28/D:40/L:179,5
1.8 TDCi		92/125	05/06->06/15	CV Joint	L; R	F				*		trans.type MT	GS-4853	A:40/B:28/D:57,4/L:114
				CV Joint		F				*		trans.type MT	GS-4857	A:26/B:28/D:40/L:179,5
2.0		107/145	05/06->06/15	CV Joint	L	F				*		trans.type MT	GS-4853	A:40/B:28/D:57,4/L:114
				CV Joint		F				*		trans.type MT	GS-4857	A:26/B:28/D:40/L:179,5
2.0 TDCi		120/163	03/10->06/15	CV Joint	L; R	F				*		trans.type MT	GS-4853	A:40/B:28/D:57,4/L:114
				CV Joint		F				*		trans.type MT	GS-4857	A:26/B:28/D:40/L:179,5
2.0 TDCi		100/136	05/06->06/15	CV Joint	L; R	F				*		trans.type MT	GS-4853	A:40/B:28/D:57,4/L:114
				CV Joint		F				*		trans.type MT	GS-4857	A:26/B:28/D:40/L:179,5
2.0 TDCi		96/130	05/06->06/15	CV Joint	L; R	F				*		trans.type MT	GS-4853	A:40/B:28/D:57,4/L:114
				CV Joint		F				*		trans.type MT	GS-4857	A:26/B:28/D:40/L:179,5
2.0 TDCi		103/140	05/06->06/15	CV Joint	L; R	F				*		trans.type MT	GS-4853	A:40/B:28/D:57,4/L:114
				CV Joint		F				*		trans.type MT	GS-4857	A:26/B:28/D:40/L:179,5
2.0 TDCi		85/115	11/07->06/15	CV Joint	L; R	F				*		trans.type MT	GS-4853	A:40/B:28/D:57,4/L:114
				CV Joint		F				*		trans.type MT	GS-4857	A:26/B:28/D:40/L:179,5



kW/HP



Type

L/R

F/R

AT/MT



ABS



Technical Specification

GALAXY (WGR)

1.9 TDI	96/130	02/03->05/06	CV Joint				*		GS-3575	B:34/L:85			
			CV Joint		F			*	48	GS-3576	A:38/B:36/D:60/L:106,5		
			Drive Shaft		F					AW-5474	A:26/B:37/D:60/L:129,5		
			Drive Shaft		F					AW-5475	A:37/D:60/L:322		
1.9 TDI	66/90	03/95->05/06	CV Joint		F			*	48	GS-3574	A:38/B:27/D:60/L:99,5		
			CV Joint					*		GS-3575	B:34/L:85		
			CV Joint		F			*	48	engine ANU	GS-3576	A:38/B:36/D:60/L:106,5	
			Drive Shaft	R	F	MT				AW-4503	A:38/B:35/D:60/L:559		
1.9 TDI	85/115	04/00->05/06	CV Joint		F			*	48	GS-3575	B:34/L:85		
			CV Joint		F			*	48	GS-3576	A:38/B:36/D:60/L:106,5		
			Drive Shaft	R	F					AW-4502	A:38/D:60/L:507/D2:88		
			Drive Shaft	L; R	F	AT				AW-4635	A:38/D:60/L:486/D2:88		
1.9 TDI	110/150	05/05->05/06	Drive Shaft		F				48	+ ABS	AW-5474	A:26/B:37/D:60/L:129,5	
			Drive Shaft		F					AW-5475	A:37/D:60/L:322		
			CV Joint		F			*	48	GS-3576	A:38/B:36/D:60/L:106,5		
			CV Joint		F			*	48	GS-3574	A:38/B:27/D:60/L:99,5		
1.9 TDI	81/110	08/97->04/00	CV Joint					*		GS-3575	B:34/L:85		
			CV Joint	R	F			*		trans.type AT	GS-4046	B:34/D2:88/L:59,5	
			Drive Shaft	R	F	MT				48	AW-4503	A:38/B:35/D:60/L:559	
			CV Joint		F			*	48	GS-3574	A:38/B:27/D:60/L:99,5		
2.0 i	85/116	11/95->05/06	CV Joint					*		GS-3575	B:34/L:85		
			CV Joint	R	F			*		trans.type AT	GS-4046	B:34/D2:88/L:59,5	
			Drive Shaft	R	F	MT				48	AW-4503	A:38/B:35/D:60/L:559	
			CV Joint		F			*	48	GS-3574	A:38/B:27/D:60/L:99,5		
2.3 16V	107/146	01/97->05/06	CV Joint		F			*	48	GS-3576	A:38/B:36/D:60/L:106,5		
			Drive Shaft	R	F	MT				48	AW-4503	A:38/B:35/D:60/L:559	
			CV Joint		F	AT		*	48	GS-3574	A:38/B:27/D:60/L:99,5		
2.3 16V	103/140	09/01->05/06	CV Joint		F	MT		*	48	GS-3576	A:38/B:36/D:60/L:106,5		
			CV Joint	R	F			*		trans.type AT	GS-4046	B:34/D2:88/L:59,5	
			CV Joint		F	MT		*	48	GS-3574	A:38/B:27/D:60/L:99,5		
2.8 i V6	128/174	11/95->04/00	CV Joint		F	AT		*	48	07/99->	GS-3576	A:38/B:36/D:60/L:106,5	
			Drive Shaft	R	F	MT				48	AW-4503	A:38/B:35/D:60/L:559	
			CV Joint		F	MT		*	48	GS-3574	A:38/B:27/D:60/L:99,5		
2.8 i V6 4x4	128/174	04/96->04/00	CV Joint		F	AT		*	48	07/99->	GS-3576	A:38/B:36/D:60/L:106,5	
			Drive Shaft	R	F	MT				48	AW-4503	A:38/B:35/D:60/L:559	
			CV Joint					*		GS-3575	B:34/L:85		
2.8 V6	150/204	04/00->05/06	CV Joint		F			*	48	GS-3576	A:38/B:36/D:60/L:106,5		
			Drive Shaft	L; R	F	AT				48	+ ABS; ->03/03	AW-4635	A:38/D:60/L:486/D2:88

GRANADA (GGTL, GGFL)

1.7	55/75	03/72->02/75	CV Joint	L; R	R	MT	*	*		GS-3132	B:25/D2:100/L:32
1.7	48/65	03/72->02/75	CV Joint	L; R	R	MT	*	*	->11/74	GS-3132	B:25/D2:100/L:32
1.7	51/70	12/74->08/77	CV Joint	L; R	R	MT	*	*		GS-3132	B:25/D2:100/L:32
2.0	66/90	01/75->08/77	CV Joint	L; R	R	MT	*	*		GS-3132	B:25/D2:100/L:32
2.3	79/108	01/72->02/76	CV Joint	L; R	R	MT	*	*	->12/74	GS-3132	B:25/D2:100/L:32
2.3	79/108	01/75->08/77	CV Joint	L; R	R	MT	*	*		GS-3132	B:25/D2:100/L:32



KW/HP



Type

L/R F/R

AT/MT



ABS



Technical Specification

GRANADA [GU]

1.6	55/75	07/81->08/85	CV Joint	L; R	R	MT	*	*		GS-3132	B:25/D2:100/L:32
1.7	54/73	08/77->07/81	CV Joint	L; R	R	MT	*	*		GS-3132	B:25/D2:100/L:32
1.7	51/70	08/77->05/82	CV Joint	L; R	R	MT	*	*	--09/81	GS-3132	B:25/D2:100/L:32
2.0	66/90	08/77->08/85	CV Joint	L; R	R	MT	*	*	--04/85	GS-3132	B:25/D2:100/L:32
2.0	74/101	08/79->08/85	CV Joint	L; R	R	MT	*	*		GS-3132	B:25/D2:100/L:32
2.1 D	46/63	08/77->08/82	CV Joint	L; R	R	MT	*	*		GS-3132	B:25/D2:100/L:32
2.3	84/114	06/79->08/85	CV Joint	L; R	R	MT	*	*	--04/85	GS-3132	B:25/D2:100/L:32
2.3	82/112	06/81->08/85	CV Joint	L; R	R	MT	*	*	--04/85; 10/81->	GS-3132	B:25/D2:100/L:32
2.3	79/107	08/77->06/79	CV Joint	L; R	R	MT	*	*		GS-3132	B:25/D2:100/L:32
2.5 D	51/69	08/82->08/85	CV Joint	L; R	R	MT	*	*	--04/85	GS-3132	B:25/D2:100/L:32
2.8	97/132	06/81->08/85	CV Joint	L; R	R	MT	*	*		GS-3132	B:25/D2:100/L:32
2.8	99/135	08/77->08/85	CV Joint	L; R	R	MT	*	*		GS-3132	B:25/D2:100/L:32
2.8 i	108/147	08/77->08/85	CV Joint	L; R	R	MT	*	*	--09/81	GS-3132	B:25/D2:100/L:32
2.8 i	118/160	08/77->08/81	CV Joint	L; R	R	MT	*	*		GS-3132	B:25/D2:100/L:32
2.8 i	110/150	10/82->08/85	CV Joint	L; R	R	MT	*	*	--04/85	GS-3132	B:25/D2:100/L:32

GRANADA Coupe [GGCL]

1.7	48/65	03/72->02/75	CV Joint	L; R	R	MT	*	*		GS-3132	B:25/D2:100/L:32
2.0	73/99	03/72->02/75	CV Joint	L; R	R	MT	*	*		GS-3132	B:25/D2:100/L:32
2.3	79/108	01/72->02/76	CV Joint	L; R	R	MT	*	*	--12/74	GS-3132	B:25/D2:100/L:32

GRANADA Estate [GGNL]

1.7	48/65	03/72->02/75	CV Joint	L; R	R	MT	*	*	--11/74	GS-3132	B:25/D2:100/L:32
1.7	51/70	12/74->08/77	CV Joint	L; R	R	MT	*	*		GS-3132	B:25/D2:100/L:32

GRANADA Estate [GNU]










1.7	54/74	08/77->07/81	CV Joint	L; R	R	MT	*	*		GS-3132	B:25/D2:100/L:32
2.0	66/90	08/77->06/85	CV Joint	L; R	R	MT	*	*		GS-3132	B:25/D2:100/L:32
2.3	84/114	06/79->08/85	CV Joint	L; R	R	MT	*	*	--04/85	GS-3132	B:25/D2:100/L:32
2.3	82/111	06/81->06/85	CV Joint	L; R	R	MT	*	*	10/81->	GS-3132	B:25/D2:100/L:32
2.3	79/107	08/77->06/79	CV Joint	L; R	R	MT	*	*		GS-3132	B:25/D2:100/L:32
2.5 D	51/69	08/82->08/85	CV Joint	L; R	R	MT	*	*	--04/85	GS-3132	B:25/D2:100/L:32
2.8	97/132	06/81->08/85	CV Joint	L; R	R	MT	*	*		GS-3132	B:25/D2:100/L:32
2.8 i	108/147	08/77->08/85	CV Joint	L; R	R	MT	*	*	--09/81	GS-3132	B:25/D2:100/L:32
2.8 i	118/160	08/77->08/81	CV Joint	L; R	R	MT	*	*		GS-3132	B:25/D2:100/L:32
2.8 i	110/150	10/82->08/85	CV Joint	L; R	R	MT	*	*	--04/85	GS-3132	B:25/D2:100/L:32








GRAND C-MAX [DXA/CB7, DXA/CEU]







1.6 Ti	77/105	12/10->	CV Joint				*			GS-4907	A:27/B:24/D:62,8/L:154,5
1.6 Ti	92/125	12/10->	CV Joint				*			GS-4907	A:27/B:24/D:62,8/L:154,5








KA [RB_]

1.0 i	38/52	07/97->09/99	CV Joint		F		*			GS-3606	A:25/B:20/D:56,5/L:137,5
1.0 i	48/65	09/99->11/08	CV Joint		F		*			GS-3606	A:25/B:20/D:56,5/L:137,5
1.3 i	36/49	06/98->11/08	CV Joint		F		*			GS-3606	A:25/B:20/D:56,5/L:137,5

	kw/HP		Type	L/R	F/R	AT/MT			ABS			Technical Specification
1.3 i	51/70	08/02->11/08	CV Joint		F		*				GS-3606	A:25/B:20/D:56,5/L:137,5
1.3 i	37/50	09/96->10/02	CV Joint		F		*				GS-3606	A:25/B:20/D:56,5/L:137,5
1.3 i	44/60	09/96->11/08	CV Joint		F		*				GS-3606	A:25/B:20/D:56,5/L:137,5
KA (RU8) 												
1.2	51/69	10/08->	CV Joint		F		*				GS-3968	A:22/B:20/D:47/L:130
MAVERICK 												
2.0 16V	91/124	02/01->	CV Joint				*		44		GS-3812	A:28/B:24/D:56/L:148,6
2.3 16V	110/150	03/04->	CV Joint				*		44		GS-3812	A:28/B:24/D:56/L:148,6
3.0 V6 24V	145/197	02/01->	CV Joint				*		44		GS-3812	A:28/B:24/D:56/L:148,6
3.0 V6 24V	149/203	03/04->	CV Joint				*		44		GS-3812	A:28/B:24/D:56/L:148,6
MONDEO I (GBP) 												
1.6 i 16V	66/90	02/93->08/96	CV Joint		F		*		44		GS-3161	A:27/B:30/D:57/L:147
			CV Joint	L; R	F	MT	*		44		GS-3162	A:27/B:30/D:57/L:147
			CV Joint	L	F		*		trans.type MT		GS-4873	A:26/B:33/D:40/L:168,6
			Drive Shaft	L	F	MT			44	+ ABS	AW-4229	A:27/B:26/D:54,3/L:615
			Drive Shaft	R	F	MT				- ABS	AW-4232	A:27/B:35/D:57/L:566
			Drive Shaft	R	F	MT			44	+ ABS	AW-4233	A:27/B:35/D:57/L:566
1.6 i 16V	65/88	07/94->08/96	Drive Shaft	L	F	MT			44	+ ABS	AW-4234	A:27/B:26/D:57/L:618,5
			CV Joint		F		*		44		GS-3161	A:27/B:30/D:57/L:147
			CV Joint	L; R	F	MT	*		44		GS-3162	A:27/B:30/D:57/L:147
			CV Joint	L	F		*		trans.type MT		GS-4873	A:26/B:33/D:40/L:168,6
			Drive Shaft	L	F	MT			44	+ ABS	AW-4229	A:27/B:26/D:54,3/L:615
			Drive Shaft	R	F	MT				- ABS	AW-4232	A:27/B:35/D:57/L:566
1.8 i 16V	85/115	02/93->08/96	Drive Shaft	R	F	MT			44	+ ABS	AW-4233	A:27/B:35/D:57/L:566
			Drive Shaft	L	F	MT				- ABS	AW-4234	A:27/B:26/D:57/L:618,5
			CV Joint			AT	*		- ABS		GS-3159	A:27/B:25/D:57/L:152
			CV Joint		F	AT	*		44	+ ABS; ->05/94	GS-3160	A:27/B:25/D:57/L:152
			CV Joint		F	AT; MT	*		44	+ ABS; 06/94->	GS-3161	A:27/B:30/D:57/L:147
			CV Joint	L; R	F	AT; MT	*		44	12/94->	GS-3162	A:27/B:30/D:57/L:147
1.8 i 16V	82/112	07/94->08/96	CV Joint	L	F		*		trans.type MT		GS-4873	A:26/B:33/D:40/L:168,6
			Drive Shaft	L	F	MT			44	+ ABS	AW-4229	A:27/B:26/D:54,3/L:615
			Drive Shaft	R	F					- ABS	AW-4232	A:27/B:35/D:57/L:566
			Drive Shaft	R	F				44	+ ABS	AW-4233	A:27/B:35/D:57/L:566
			Drive Shaft	L	F	MT				- ABS	AW-4234	A:27/B:26/D:57/L:618,5
			CV Joint			AT	*		- ABS		GS-3159	A:27/B:25/D:57/L:152
1.8 i 16V	82/112	07/94->08/96	CV Joint		F	AT; MT	*		44	+ ABS	GS-3161	A:27/B:30/D:57/L:147
			CV Joint	L; R	F	AT; MT	*		44	12/94->	GS-3162	A:27/B:30/D:57/L:147
			CV Joint	L	F		*		trans.type MT		GS-4873	A:26/B:33/D:40/L:168,6
			Drive Shaft	L	F	MT			44	+ ABS	AW-4229	A:27/B:26/D:54,3/L:615
			Drive Shaft	R	F					- ABS	AW-4232	A:27/B:35/D:57/L:566
			Drive Shaft	R	F				44	+ ABS	AW-4233	A:27/B:35/D:57/L:566
Drive Shaft	L	F	MT				- ABS	AW-4234	A:27/B:26/D:57/L:618,5			

	kw/HP		Type	L/R	F/R	AT/MT			ABS			Technical Specification
1.8 i 16V 4x4	85/115	02/93->08/96	CV Joint			AT	*		- ABS		GS-3159	A:27/B:25/D:57/L:152
			CV Joint		F; R		*	44	+ ABS; 01/95->		GS-3161	A:27/B:30/D:57/L:147
			CV Joint	L; R	F	AT; MT	*	44	12/94->		GS-3162	A:27/B:30/D:57/L:147
			CV Joint	L	F		*		trans.type MT		GS-4873	A:26/B:33/D:40/L:168,6
			Drive Shaft	L	F			44	+ ABS		AW-4229	A:27/B:26/D:54,3/L:615
			Drive Shaft	R	F			44	+ ABS		AW-4233	A:27/B:35/D:57/L:566
1.8 TD	65/88	06/93->08/96	CV Joint			MT	*		- ABS		GS-3159	A:27/B:25/D:57/L:152
			CV Joint		F		*	44	+ ABS		GS-3160	A:27/B:25/D:57/L:152
			CV Joint	L	F		*		trans.type MT		GS-4873	A:26/B:33/D:40/L:168,6
			Drive Shaft	R	F				- ABS		AW-4230	A:27/B:35/D:54,3/L:566
1.8 TD	66/90	10/95->08/96	Drive Shaft	R	F			44	+ ABS		AW-4231	A:27/B:35/D:54,3/L:566
			CV Joint			MT	*		- ABS		GS-3159	A:27/B:25/D:57/L:152
			CV Joint		F		*	44	+ ABS		GS-3160	A:27/B:25/D:57/L:152
			CV Joint	L	F		*		trans.type MT		GS-4873	A:26/B:33/D:40/L:168,6
2.0 i 16V	100/136	02/93->08/96	Drive Shaft	R	F				- ABS		AW-4230	A:27/B:35/D:54,3/L:566
			Drive Shaft	R	F			44	+ ABS		AW-4231	A:27/B:35/D:54,3/L:566
			CV Joint			MT	*		- ABS		GS-3159	A:27/B:25/D:57/L:152
			CV Joint		F	AT; MT	*	44	+ ABS		GS-3160	A:27/B:25/D:57/L:152
			CV Joint	L; R	F	AT; MT	*	44	+ ABS; 06/94->		GS-3161	A:27/B:30/D:57/L:147
			CV Joint	L	F		*		trans.type MT		GS-3162	A:27/B:30/D:57/L:147
2.0 i 16V 4x4	100/136	04/93->08/96	GS-4873				*		trans.type MT		GS-4873	A:26/B:33/D:40/L:168,6
			Drive Shaft	L	F	MT		44	+ ABS		AW-4229	A:27/B:26/D:54,3/L:615
			Drive Shaft	R	F				- ABS		AW-4232	A:27/B:35/D:57/L:566
			Drive Shaft	R	F			44	+ ABS		AW-4233	A:27/B:35/D:57/L:566
			Drive Shaft	L	F	MT			- ABS		AW-4234	A:27/B:26/D:57/L:618,5
			CV Joint			AT	*		- ABS; FWD		GS-3159	A:27/B:25/D:57/L:152
2.0 i 16V 4x4	97/132	12/94->08/96	CV Joint			AT	*		- ABS; FWD		GS-3159	A:27/B:25/D:57/L:152
			CV Joint		F; R		*	44	+ ABS		GS-3161	A:27/B:30/D:57/L:147
			CV Joint	L; R	F	MT	*	44			GS-3162	A:27/B:30/D:57/L:147
			Drive Shaft	L	F			44	+ ABS; 01/95->		AW-4229	A:27/B:26/D:54,3/L:615
			Drive Shaft	R	F			44	+ ABS; 01/95->		AW-4233	A:27/B:35/D:57/L:566
			CV Joint			AT; MT	*		- ABS		GS-3159	A:27/B:25/D:57/L:152
2.5 i 24V	125/170	07/94->08/96	CV Joint		F		*	44	+ ABS		GS-3160	A:27/B:25/D:57/L:152
			CV Joint	L	F		*		trans.type MT		GS-4873	A:26/B:33/D:40/L:168,6
			Drive Shaft	R	F				- ABS		AW-4230	A:27/B:35/D:54,3/L:566
			Drive Shaft	R	F			44	+ ABS		AW-4231	A:27/B:35/D:54,3/L:566
MONDEO I Estate (BNP) 												
1.6 i 16V	66/90	04/93->08/96	CV Joint		F		*	44			GS-3161	A:27/B:30/D:57/L:147
			CV Joint	L; R	F	MT	*	44			GS-3162	A:27/B:30/D:57/L:147
			CV Joint	L	F		*		trans.type MT		GS-4873	A:26/B:33/D:40/L:168,6
			Drive Shaft	L	F	MT		44	+ ABS		AW-4229	A:27/B:26/D:54,3/L:615
			Drive Shaft	R	F	MT			- ABS		AW-4232	A:27/B:35/D:57/L:566
			Drive Shaft	R	F	MT		44	+ ABS		AW-4233	A:27/B:35/D:57/L:566
Drive Shaft	L	F	MT			- ABS		AW-4234	A:27/B:26/D:57/L:618,5			

		kw/HP		Type	L/R	F/R	AT/MT			ABS			Technical Specification
1.6 i 16V		65/88	07/94->08/96	CV Joint		F		*		44		GS-3161	A:27/B:30/D:57/L:147
				CV Joint	L; R	F	MT	*		44		GS-3162	A:27/B:30/D:57/L:147
				CV Joint	L	F			*		trans.type MT	GS-4873	A:26/B:33/D:40/L:168,6
				Drive Shaft	L	F	MT			44	+ABS	AW-4229	A:27/B:26/D:54,3/L:615
				Drive Shaft	R	F	MT				-ABS	AW-4232	A:27/B:35/D:57/L:566
				Drive Shaft	R	F	MT			44	+ABS	AW-4233	A:27/B:35/D:57/L:566
				Drive Shaft	L	F	MT				-ABS	AW-4234	A:27/B:26/D:57/L:618,5
1.8 i 16V		85/115	04/93->08/96	CV Joint			AT	*			-ABS; ->12/94	GS-3159	A:27/B:25/D:57/L:152
				CV Joint		F	AT	*	44	+ABS; ->05/94	GS-3160	A:27/B:25/D:57/L:152	
				CV Joint		F	AT; MT	*	44	+ABS; 06/94->	GS-3161	A:27/B:30/D:57/L:147	
				CV Joint	L; R	F	AT; MT	*	44	12/94->	GS-3162	A:27/B:30/D:57/L:147	
				CV Joint	L	F			*		trans.type MT	GS-4873	A:26/B:33/D:40/L:168,6
				Drive Shaft	L	F	MT			44	+ABS	AW-4229	A:27/B:26/D:54,3/L:615
				Drive Shaft	R	F					-ABS	AW-4232	A:27/B:35/D:57/L:566
1.8 i 16V		82/112	07/94->08/96	Drive Shaft	R	F			44	+ABS	AW-4233	A:27/B:35/D:57/L:566	
				Drive Shaft	R	F			44	+ABS	AW-4233	A:27/B:35/D:57/L:566	
				Drive Shaft	L	F	MT				-ABS	AW-4234	A:27/B:26/D:57/L:618,5
				CV Joint			AT	*		-ABS; ->12/94	GS-3159	A:27/B:25/D:57/L:152	
				CV Joint		F	AT; MT	*	44	+ABS	GS-3161	A:27/B:30/D:57/L:147	
				CV Joint	L; R	F	AT; MT	*	44	12/94->	GS-3162	A:27/B:30/D:57/L:147	
				CV Joint	L	F			*		trans.type MT	GS-4873	A:26/B:33/D:40/L:168,6
1.8 i 16V 4x4		85/115	04/93->08/96	Drive Shaft	L	F	MT		44	+ABS	AW-4229	A:27/B:26/D:54,3/L:615	
				Drive Shaft	R	F				-ABS	AW-4232	A:27/B:35/D:57/L:566	
				Drive Shaft	R	F			44	+ABS	AW-4233	A:27/B:35/D:57/L:566	
				Drive Shaft	L	F	MT				-ABS	AW-4234	A:27/B:26/D:57/L:618,5
				CV Joint			AT	*		-ABS; ->12/94	GS-3159	A:27/B:25/D:57/L:152	
1.8 TD		65/88	06/93->08/96	CV Joint		F; R		*	44	01/95->	GS-3161	A:27/B:30/D:57/L:147	
				CV Joint	L; R	F	AT; MT	*	44	04/94->; 12/94->	GS-3162	A:27/B:30/D:57/L:147	
				CV Joint	L	F			*		trans.type MT	GS-4873	A:26/B:33/D:40/L:168,6
				Drive Shaft	L	F			44	+ABS	AW-4229	A:27/B:26/D:54,3/L:615	
				Drive Shaft	R	F			44	+ABS	AW-4233	A:27/B:35/D:57/L:566	
1.8 TD		66/90	11/95->08/96	CV Joint			MT	*		-ABS	GS-3159	A:27/B:25/D:57/L:152	
				CV Joint		F		*	44	+ABS	GS-3160	A:27/B:25/D:57/L:152	
				CV Joint	L	F			*		trans.type MT	GS-4873	A:26/B:33/D:40/L:168,6
1.8 TD		66/90	11/95->08/96	Drive Shaft	R	F				-ABS	AW-4230	A:27/B:35/D:54,3/L:566	
				Drive Shaft	R	F			44	+ABS	AW-4231	A:27/B:35/D:54,3/L:566	

		kw/HP		Type	L/R	F/R	AT/MT			ABS			Technical Specification
2.0 i 16V	100/136	04/93->08/96	CV Joint				AT	*			- ABS; ->12/94; FWD	GS-3159	A:27/B:25/D:57/L:152
			CV Joint		F		AT	*	44		+ ABS; ->05/94	GS-3160	A:27/B:25/D:57/L:152
			CV Joint		F		AT; MT	*	44		+ ABS; 06/94->	GS-3161	A:27/B:30/D:57/L:147
			CV Joint	L; R	F		AT; MT	*	44		12/94->	GS-3162	A:27/B:30/D:57/L:147
			CV Joint	L	F			*			trans.type MT	GS-4873	A:26/B:33/D:40/L:168,6
			Drive Shaft	L	F		MT		44		+ ABS	AW-4229	A:27/B:26/D:54,3/L:615
			Drive Shaft	R	F						- ABS	AW-4232	A:27/B:35/D:57/L:566
			Drive Shaft	R	F				44		+ ABS	AW-4233	A:27/B:35/D:57/L:566
			Drive Shaft	L	F		MT				- ABS	AW-4234	A:27/B:26/D:57/L:618,5
2.0 i 16V 4x4	100/136	04/93->08/96	CV Joint				AT	*			- ABS; ->12/94; FWD	GS-3159	A:27/B:25/D:57/L:152
			CV Joint		F; R			*	44		+ ABS; 01/95->	GS-3161	A:27/B:30/D:57/L:147
			CV Joint	L; R	F		AT; MT	*	44		07/93->; 12/94->	GS-3162	A:27/B:30/D:57/L:147
			CV Joint	L	F			*			trans.type MT	GS-4873	A:26/B:33/D:40/L:168,6
			Drive Shaft	L	F				44		+ ABS; 01/95->	AW-4229	A:27/B:26/D:54,3/L:615
			Drive Shaft	R	F				44		+ ABS; 01/95->	AW-4233	A:27/B:35/D:57/L:566
2.0 i 16V 4x4	97/132	12/94->08/96	CV Joint		F; R			*	44		+ ABS	GS-3161	A:27/B:30/D:57/L:147
			CV Joint	L; R	F		MT	*	44			GS-3162	A:27/B:30/D:57/L:147
			Drive Shaft	L	F				44		+ ABS; 01/95->	AW-4229	A:27/B:26/D:54,3/L:615
			Drive Shaft	R	F				44		+ ABS; 01/95->	AW-4233	A:27/B:35/D:57/L:566
2.5 i 24V	125/170	07/94->08/96	CV Joint				AT; MT	*			- ABS	GS-3159	A:27/B:25/D:57/L:152
			CV Joint		F			*	44		+ ABS	GS-3160	A:27/B:25/D:57/L:152
			CV Joint	L	F			*			trans.type MT	GS-4873	A:26/B:33/D:40/L:168,6
			Drive Shaft	R	F						- ABS	AW-4230	A:27/B:35/D:54,3/L:566
			Drive Shaft	R	F				44		+ ABS	AW-4231	A:27/B:35/D:54,3/L:566
MONDEO I Saloon (GBP) 													
1.6 i 16V	66/90	02/93->08/96	CV Joint		F			*	44			GS-3161	A:27/B:30/D:57/L:147
			CV Joint	L; R	F		MT	*	44			GS-3162	A:27/B:30/D:57/L:147
			CV Joint	L	F			*			trans.type MT	GS-4873	A:26/B:33/D:40/L:168,6
			Drive Shaft	L	F		MT		44		+ ABS	AW-4229	A:27/B:26/D:54,3/L:615
			Drive Shaft	R	F		MT				- ABS	AW-4232	A:27/B:35/D:57/L:566
			Drive Shaft	R	F		MT		44		+ ABS	AW-4233	A:27/B:35/D:57/L:566
1.6 i 16V	65/88	07/94->08/96	Drive Shaft	L	F		MT				- ABS	AW-4234	A:27/B:26/D:57/L:618,5
			CV Joint		F			*	44			GS-3161	A:27/B:30/D:57/L:147
			CV Joint	L; R	F		MT	*	44			GS-3162	A:27/B:30/D:57/L:147
			CV Joint	L	F			*			trans.type MT	GS-4873	A:26/B:33/D:40/L:168,6
			Drive Shaft	L	F		MT		44		+ ABS	AW-4229	A:27/B:26/D:54,3/L:615
			Drive Shaft	R	F		MT				- ABS	AW-4232	A:27/B:35/D:57/L:566
Drive Shaft	R	F		MT		44		+ ABS	AW-4233	A:27/B:35/D:57/L:566			
Drive Shaft	L	F		MT				- ABS	AW-4234	A:27/B:26/D:57/L:618,5			



KW/HP



Type

L/R

F/R

AT/MT









ABS




Technical Specification

Model	Power (KW/HP)	Period	Type	L/R	F/R	AT/MT	CV Joint	Drive Shaft	ABS	Part No.	Technical Specification		
1.8 i 16V	82/112	01/94->08/96	CV Joint			AT	*			- ABS	GS-3159	A:27/B:25/D:57/L:152	
			CV Joint		F	AT	*		44	+ ABS; ->05/94	GS-3160	A:27/B:25/D:57/L:152	
			CV Joint		F	AT; MT	*		44	+ ABS; 06/94->	GS-3161	A:27/B:30/D:57/L:147	
			CV Joint	L; R	F	AT; MT	*		44	12/94->	GS-3162	A:27/B:30/D:57/L:147	
			CV Joint				*				trans.type MT	GS-4873	A:26/B:33/D:40/L:168,6
			Drive Shaft	L	F	MT			44		+ ABS	AW-4229	A:27/B:26/D:54,3/L:615
			Drive Shaft	R	F						- ABS	AW-4232	A:27/B:35/D:57/L:566
			Drive Shaft	R	F				44		+ ABS	AW-4233	A:27/B:35/D:57/L:566
1.8 i 16V	85/115	02/93->08/96	CV Joint			AT	*			- ABS	GS-3159	A:27/B:25/D:57/L:152	
			CV Joint		F	AT	*		44	+ ABS; ->05/94	GS-3160	A:27/B:25/D:57/L:152	
			CV Joint		F	AT; MT	*		44	+ ABS; 06/94->	GS-3161	A:27/B:30/D:57/L:147	
			CV Joint	L; R	F	AT; MT	*		44	12/94->	GS-3162	A:27/B:30/D:57/L:147	
			CV Joint	L	F		*				trans.type MT	GS-4873	A:26/B:33/D:40/L:168,6
			Drive Shaft	L	F	MT			44		+ ABS	AW-4229	A:27/B:26/D:54,3/L:615
			Drive Shaft	R	F						- ABS	AW-4232	A:27/B:35/D:57/L:566
			Drive Shaft	R	F				44		+ ABS	AW-4233	A:27/B:35/D:57/L:566
1.8 TD	65/88	06/93->08/96	CV Joint			MT	*			- ABS	GS-3159	A:27/B:25/D:57/L:152	
			CV Joint		F		*		44	+ ABS	GS-3160	A:27/B:25/D:57/L:152	
			CV Joint	L	F		*				trans.type MT	GS-4873	A:26/B:33/D:40/L:168,6
			Drive Shaft	R	F						- ABS	AW-4230	A:27/B:35/D:54,3/L:566
1.8 TD	66/90	10/95->08/96	CV Joint			MT	*			- ABS	GS-3159	A:27/B:25/D:57/L:152	
			CV Joint		F		*		44	+ ABS	GS-3160	A:27/B:25/D:57/L:152	
			CV Joint	L	F		*				trans.type MT	GS-4873	A:26/B:33/D:40/L:168,6
			Drive Shaft	R	F						- ABS	AW-4230	A:27/B:35/D:54,3/L:566
2.0 i 16V	100/136	02/93->08/96	CV Joint			MT	*			- ABS	GS-3159	A:27/B:25/D:57/L:152	
			CV Joint		F	AT	*		44	+ ABS; ->05/94	GS-3160	A:27/B:25/D:57/L:152	
			CV Joint		F	AT; MT	*		44	+ ABS; 06/94->	GS-3161	A:27/B:30/D:57/L:147	
			CV Joint	L; R	F	AT; MT	*		44	12/94->	GS-3162	A:27/B:30/D:57/L:147	
			CV Joint	L	F		*				trans.type MT	GS-4873	A:26/B:33/D:40/L:168,6
			Drive Shaft	L	F	MT			44		+ ABS	AW-4229	A:27/B:26/D:54,3/L:615
			Drive Shaft	R	F						- ABS	AW-4232	A:27/B:35/D:57/L:566
			Drive Shaft	R	F				44		+ ABS	AW-4233	A:27/B:35/D:57/L:566
2.0 i 16V 4x4	97/132	12/94->08/96	CV Joint			AT	*			- ABS; ->12/94; FWD	GS-3159	A:27/B:25/D:57/L:152	
			CV Joint		F; R		*		44	+ ABS	GS-3161	A:27/B:30/D:57/L:147	
			CV Joint	L; R	F	MT	*		44			GS-3162	A:27/B:30/D:57/L:147
			CV Joint	L	F		*				trans.type MT	GS-4873	A:26/B:33/D:40/L:168,6
			Drive Shaft	L	F				44		+ ABS; 01/95->	AW-4229	A:27/B:26/D:54,3/L:615
Drive Shaft	R	F				44		+ ABS; 01/95->	AW-4233	A:27/B:35/D:57/L:566			

												
		kw/HP		Type	L/R	F/R	AT/MT		ABS			Technical Specification
2.5 i 24V		125/170	07/94->08/96	CV Joint			AT; MT	*		- ABS	GS-3159	A:27/B:25/D:57/L:152
				CV Joint		F		*	44	+ ABS	GS-3160	A:27/B:25/D:57/L:152
				CV Joint	L	F		*		trans.type MT	GS-4873	A:26/B:33/D:40/L:168,6
				Drive Shaft	R	F				- ABS	AW-4230	A:27/B:35/D:54,3/L:566
				Drive Shaft	R	F				44	+ ABS	AW-4231

MONDEO II (BAP) 

1.6 i		66/90	08/96->09/00	CV Joint		F		*	44		GS-3161	A:27/B:30/D:57/L:147
				CV Joint	L; R	F	MT	*	44		GS-3162	A:27/B:30/D:57/L:147
				CV Joint	L	F		*		trans.type MT	GS-4873	A:26/B:33/D:40/L:168,6
1.6 i 16V		70/95	05/98->09/00	CV Joint		F		*	44		GS-3161	A:27/B:30/D:57/L:147
				CV Joint	L; R	F	MT	*	44		GS-3162	A:27/B:30/D:57/L:147
				CV Joint				*		trans.type MT	GS-4873	A:26/B:33/D:40/L:168,6
1.8 i		85/115	08/96->09/00	CV Joint		F		*	44		GS-3161	A:27/B:30/D:57/L:147
				CV Joint	L; R	F	AT; MT	*	44		GS-3162	A:27/B:30/D:57/L:147
				CV Joint				*		trans.type MT	GS-4873	A:26/B:33/D:40/L:168,6
1.8 TD		66/90	08/96->09/00	Drive Shaft	R	F				- ABS	AW-4230	A:27/B:35/D:54,3/L:566
				CV Joint		F		*	44		GS-3161	A:27/B:30/D:57/L:147
2.0 i		96/131	08/96->09/00	CV Joint	L; R	F	AT; MT	*	44		GS-3162	A:27/B:30/D:57/L:147
				CV Joint	L	F		*		trans.type MT	GS-4873	A:26/B:33/D:40/L:168,6
				CV Joint		F	MT	*	44		GS-3161	A:27/B:30/D:57/L:147
2.5 24V		125/170	06/00->09/00	Drive Shaft	R	F				- ABS	AW-4230	A:27/B:35/D:54,3/L:566
				CV Joint		F	MT	*	44		GS-3161	A:27/B:30/D:57/L:147
2.5 24V		125/170	08/96->09/00	CV Joint	L	F		*		trans.type MT	GS-4873	A:26/B:33/D:40/L:168,6
				Drive Shaft	R	F				- ABS	AW-4230	A:27/B:35/D:54,3/L:566
				CV Joint		F	MT	*	44		GS-3161	A:27/B:30/D:57/L:147
2.5 ST 200		151/205	05/99->09/00	CV Joint		F	MT	*	44		GS-3161	A:27/B:30/D:57/L:147
				Drive Shaft	R	F				- ABS	AW-4230	A:27/B:35/D:54,3/L:566

MONDEO II Estate (BNP) 

1.6 i		66/90	08/96->09/00	CV Joint		F		*	44		GS-3161	A:27/B:30/D:57/L:147
				CV Joint	L; R	F	MT	*	44		GS-3162	A:27/B:30/D:57/L:147
				CV Joint	L	F		*		trans.type MT	GS-4873	A:26/B:33/D:40/L:168,6
1.6 i 16V		70/95	05/98->09/00	CV Joint		F		*	44		GS-3161	A:27/B:30/D:57/L:147
				CV Joint	L; R	F	MT	*	44		GS-3162	A:27/B:30/D:57/L:147
				CV Joint				*		trans.type MT	GS-4873	A:26/B:33/D:40/L:168,6
1.8 i		85/115	08/96->09/00	CV Joint		F		*	44		GS-3161	A:27/B:30/D:57/L:147
				CV Joint	L; R	F	AT; MT	*	44		GS-3162	A:27/B:30/D:57/L:147
				CV Joint	L	F		*		trans.type MT	GS-4873	A:26/B:33/D:40/L:168,6
1.8 TD		66/90	08/96->09/00	CV Joint	L	F		*		trans.type MT	GS-4873	A:26/B:33/D:40/L:168,6
				Drive Shaft	R	F				- ABS	AW-4230	A:27/B:35/D:54,3/L:566
2.0 i		96/131	08/96->09/00	CV Joint		F		*	44		GS-3161	A:27/B:30/D:57/L:147
				CV Joint	L; R	F	AT; MT	*	44		GS-3162	A:27/B:30/D:57/L:147
				CV Joint				*		trans.type MT	GS-4873	A:26/B:33/D:40/L:168,6
2.5 24V		125/170	08/96->09/00	Drive Shaft	R	F				- ABS	AW-4230	A:27/B:35/D:54,3/L:566
2.5 24V		125/170	10/99->09/00	Drive Shaft	R	F				- ABS	AW-4230	A:27/B:35/D:54,3/L:566
2.5 ST 200		151/205	05/99->09/00	Drive Shaft	R	F				- ABS	AW-4230	A:27/B:35/D:54,3/L:566



kW/HP



Type

L/R

F/R

AT/MT



ABS










Technical Specification








MONDEO II Saloon (BFP)

1.6 i	66/90	08/96->09/00	CV Joint		F		*	44	GS-3161	A:27/B:30/D:57/L:147	
			CV Joint	L; R	F	MT	*	44	GS-3162	A:27/B:30/D:57/L:147	
			CV Joint				*		trans.type MT	GS-4873	A:26/B:33/D:40/L:168,6
1.6 i 16V	70/95	05/98->09/00	CV Joint		F		*	44	GS-3161	A:27/B:30/D:57/L:147	
			CV Joint	L; R	F	MT	*	44	GS-3162	A:27/B:30/D:57/L:147	
			CV Joint				*		trans.type MT	GS-4873	A:26/B:33/D:40/L:168,6
1.8 i	85/115	08/96->09/00	CV Joint		F		*	44	GS-3161	A:27/B:30/D:57/L:147	
			CV Joint	L; R	F	AT; MT	*	44	GS-3162	A:27/B:30/D:57/L:147	
			CV Joint				*		trans.type MT	GS-4873	A:26/B:33/D:40/L:168,6
1.8 TD	66/90	08/96->09/00	Drive Shaft	R	F				AW-4230	A:27/B:35/D:54,3/L:566	
			CV Joint		F		*	44	GS-3161	A:27/B:30/D:57/L:147	
2.0 i	96/131	08/96->09/00	CV Joint	L; R	F	AT; MT	*	44	GS-3162	A:27/B:30/D:57/L:147	
			CV Joint				*		trans.type MT	GS-4873	A:26/B:33/D:40/L:168,6
			Drive Shaft	R	F					AW-4230	A:27/B:35/D:54,3/L:566
2.5 24V	125/170	06/00->09/00	Drive Shaft	R	F				AW-4230	A:27/B:35/D:54,3/L:566	
2.5 24V	125/170	08/96->09/00	CV Joint	L	F		*		trans.type MT	GS-4873	A:26/B:33/D:40/L:168,6
			Drive Shaft	R	F					AW-4230	A:27/B:35/D:54,3/L:566
2.5 ST 200	151/205	05/99->09/00	Drive Shaft	R	F				AW-4230	A:27/B:35/D:54,3/L:566	

MONDEO III (B5Y)

1.8 16V	81/110	10/00->03/07	CV Joint				*		GS-3842	A:27/B:23/D:56,1/L:150	
			Drive Shaft	L	F					AW-4741	A:27/B:26/D:57/L:626
			Drive Shaft	R	F					AW-4882	A:27/B:35/D:56,5/L:579
1.8 16V	92/125	10/00->03/07	CV Joint				*		GS-3842	A:27/B:23/D:56,1/L:150	
			Drive Shaft	L	F					AW-4741	A:27/B:26/D:57/L:626
			Drive Shaft	R	F					AW-4882	A:27/B:35/D:56,5/L:579
1.8 SCi	96/130	06/03->03/07	CV Joint				*		GS-3842	A:27/B:23/D:56,1/L:150	
			Drive Shaft	L	F					AW-4741	A:27/B:26/D:57/L:626
2.0 16V	107/146	10/00->03/07	CV Joint				*		GS-3842	A:27/B:23/D:56,1/L:150	
			Drive Shaft	L	F					AW-4741	A:27/B:26/D:57/L:626
			Drive Shaft	R	F					AW-4882	A:27/B:35/D:56,5/L:579
2.0 16V DI / TDDi / TDCi	66/90	10/00->03/07	CV Joint	L; R	F		*		GS-3843	A:27/B:26/D:56/L:155	
			CV Joint				*		- ABS	GS-3846	A:27/B:26/D:56,5/L:156
			CV Joint		F		*			GS-3864	A:27/B:26/D:56,5/L:157,5
			Drive Shaft	R	F					AW-4882	A:27/B:35/D:56,5/L:579
			CV Joint	L; R	F		*			GS-3843	A:27/B:26/D:56/L:155
2.0 16V TDDi / TDCi	85/115	10/00->03/07	CV Joint				*		- ABS	GS-3846	A:27/B:26/D:56,5/L:156
			CV Joint		F		*			GS-3864	A:27/B:26/D:56,5/L:157,5
			Drive Shaft	R	F					AW-4882	A:27/B:35/D:56,5/L:579
			CV Joint	L; R	F		*			GS-3843	A:27/B:26/D:56/L:155
2.0 TDCi	96/130	10/01->03/07	CV Joint				*		- ABS	GS-3846	A:27/B:26/D:56,5/L:156
			CV Joint		F		*			GS-3864	A:27/B:26/D:56,5/L:157,5
			CV Joint				*			GS-3846	A:27/B:26/D:56,5/L:156
2.2 TDCi	114/155	09/04->03/07	CV Joint				*		GS-3846	A:27/B:26/D:56,5/L:156	
			CV Joint		F		*			GS-3864	A:27/B:26/D:56,5/L:157,5

	kw/HP		Type	L/R	F/R	AT/MT			ABS			Technical Specification	
2.5 V6 24V	125/170	10/00->03/07	CV Joint	L; R	F				*		GS-3843	A:27/B:26/D:56/L:155	
			CV Joint						*	- ABS	GS-3846	A:27/B:26/D:56,5/L:156	
			CV Joint		F					*		GS-3864	A:27/B:26/D:56,5/L:157,5
			Drive Shaft	R	F							AW-4882	A:27/B:35/D:56,5/L:579
3.0 V6 24V	150/204	09/04->03/07	CV Joint						*		GS-3846	A:27/B:26/D:56,5/L:156	
			CV Joint		F					*	GS-3864	A:27/B:26/D:56,5/L:157,5	
			CV Joint	L; R	F					*	GS-3843	A:27/B:26/D:56/L:155	
ST220	166/226	04/02->03/07	CV Joint						*		GS-3846	A:27/B:26/D:56,5/L:156	
			CV Joint		F					*	GS-3864	A:27/B:26/D:56,5/L:157,5	
MONDEO III Estate [BWY] 													
1.8 16V	81/110	10/00->03/07	CV Joint						*		GS-3842	A:27/B:23/D:56,1/L:150	
			Drive Shaft	L	F						AW-4741	A:27/B:26/D:57/L:626	
			Drive Shaft	R	F							AW-4882	A:27/B:35/D:56,5/L:579
1.8 16V	92/125	10/00->03/07	CV Joint						*		GS-3842	A:27/B:23/D:56,1/L:150	
			Drive Shaft	L	F						AW-4741	A:27/B:26/D:57/L:626	
			Drive Shaft	R	F							AW-4882	A:27/B:35/D:56,5/L:579
1.8 Sci	96/130	06/03->03/07	Drive Shaft	L	F					AW-4741	A:27/B:26/D:57/L:626		
2.0 16V	107/146	10/00->03/07	CV Joint						*		GS-3842	A:27/B:23/D:56,1/L:150	
			Drive Shaft	L	F						AW-4741	A:27/B:26/D:57/L:626	
			Drive Shaft	R	F							AW-4882	A:27/B:35/D:56,5/L:579
2.0 16V DI / TDDi / TDCi	66/90	10/00->03/07	CV Joint	L; R	F				*		GS-3843	A:27/B:26/D:56/L:155	
			CV Joint						*		GS-3846	A:27/B:26/D:56,5/L:156	
			CV Joint		F					*	GS-3864	A:27/B:26/D:56,5/L:157,5	
			Drive Shaft	R	F							AW-4882	A:27/B:35/D:56,5/L:579
2.0 16V TDDi / TDCi	85/115	10/00->03/07	CV Joint	L; R	F				*		GS-3843	A:27/B:26/D:56/L:155	
			CV Joint						*		GS-3846	A:27/B:26/D:56,5/L:156	
			CV Joint		F					*	GS-3864	A:27/B:26/D:56,5/L:157,5	
			Drive Shaft	R	F							AW-4882	A:27/B:35/D:56,5/L:579
2.0 TDCi	96/130	10/01->03/07	CV Joint	L; R	F				*		GS-3843	A:27/B:26/D:56/L:155	
			CV Joint						*		GS-3846	A:27/B:26/D:56,5/L:156	
			CV Joint		F					*	GS-3864	A:27/B:26/D:56,5/L:157,5	
			Drive Shaft	R	F							AW-4882	A:27/B:35/D:56,5/L:579
2.2 TDCi	114/155	09/04->03/07	CV Joint		F				*	GS-3864	A:27/B:26/D:56,5/L:157,5		
2.5 V6 24V	125/170	10/00->03/07	CV Joint	L; R	F				*		GS-3843	A:27/B:26/D:56/L:155	
			CV Joint		F				*		GS-3864	A:27/B:26/D:56,5/L:157,5	
			Drive Shaft	R	F							AW-4882	A:27/B:35/D:56,5/L:579
3.0 V6 24V	150/204	09/04->03/07	CV Joint		F				*		GS-3864	A:27/B:26/D:56,5/L:157,5	
			CV Joint	L; R	F				*		GS-3843	A:27/B:26/D:56/L:155	
			CV Joint							*	GS-3846	A:27/B:26/D:56,5/L:156	
ST220	166/226	04/02->03/07	CV Joint						*		GS-3846	A:27/B:26/D:56,5/L:156	
			CV Joint		F				*		GS-3864	A:27/B:26/D:56,5/L:157,5	
MONDEO III Saloon [B4Y] 													
1.8 16V	81/110	10/00->03/07	CV Joint						*		GS-3842	A:27/B:23/D:56,1/L:150	
			Drive Shaft	L	F						AW-4741	A:27/B:26/D:57/L:626	
			Drive Shaft	R	F							AW-4882	A:27/B:35/D:56,5/L:579

	kw/HP		Type	L/R	F/R	AT/MT			ABS			Technical Specification
1.8 16V	92/125	10/00->03/07	CV Joint				*				GS-3842	A:27/B:23/D:56,1/L:150
			Drive Shaft	L	F						AW-4741	A:27/B:26/D:57/L:626
			Drive Shaft	R	F						AW-4882	A:27/B:35/D:56,5/L:579
1.8 SCi	96/130	06/03->03/07	CV Joint				*				GS-3842	A:27/B:23/D:56,1/L:150
			Drive Shaft	L	F						AW-4741	A:27/B:26/D:57/L:626
			Drive Shaft	R	F						AW-4882	A:27/B:35/D:56,5/L:579
2.0 16V	107/146	10/00->03/07	CV Joint				*				GS-3842	A:27/B:23/D:56,1/L:150
			Drive Shaft	L	F						AW-4741	A:27/B:26/D:57/L:626
			Drive Shaft	R	F						AW-4882	A:27/B:35/D:56,5/L:579
2.0 16V DI / TDDi / TDCi	66/90	10/00->03/07	CV Joint	L; R	F		*				GS-3843	A:27/B:26/D:56/L:155
			CV Joint				*				GS-3846	A:27/B:26/D:56,5/L:156
			CV Joint		F		*				GS-3864	A:27/B:26/D:56,5/L:157,5
			Drive Shaft	R	F						AW-4882	A:27/B:35/D:56,5/L:579
2.0 16V TDDi / TDCi	85/115	10/00->03/07	CV Joint	L; R	F		*				GS-3843	A:27/B:26/D:56/L:155
			CV Joint				*				GS-3846	A:27/B:26/D:56,5/L:156
			CV Joint		F		*				GS-3864	A:27/B:26/D:56,5/L:157,5
			Drive Shaft	R	F						AW-4882	A:27/B:35/D:56,5/L:579
2.0 TDCi	96/130	10/01->03/07	CV Joint	L; R	F		*				GS-3843	A:27/B:26/D:56/L:155
			CV Joint				*				GS-3846	A:27/B:26/D:56,5/L:156
			CV Joint		F		*				GS-3864	A:27/B:26/D:56,5/L:157,5
			Drive Shaft	R	F						AW-4882	A:27/B:35/D:56,5/L:579
2.2 TDCi	114/155	09/04->03/07	CV Joint		F		*				GS-3864	A:27/B:26/D:56,5/L:157,5
			CV Joint	L; R	F		*				GS-3843	A:27/B:26/D:56/L:155
2.5 V6 24V	125/170	10/00->03/07	CV Joint		F		*				GS-3864	A:27/B:26/D:56,5/L:157,5
			Drive Shaft	R	F						AW-4882	A:27/B:35/D:56,5/L:579
			CV Joint	L; R	F		*				GS-3843	A:27/B:26/D:56/L:155
3.0 V6 24V	150/204	09/04->03/07	CV Joint		F		*				GS-3864	A:27/B:26/D:56,5/L:157,5
			CV Joint	L; R	F		*				GS-3843	A:27/B:26/D:56/L:155
ST220	166/226	04/02->03/07	CV Joint		F		*				GS-3846	A:27/B:26/D:56,5/L:156
			CV Joint		F		*				GS-3864	A:27/B:26/D:56,5/L:157,5
MONDEO IV [BA7] 												
1.6 TDCi	85/115	02/11->09/14	CV Joint	L; R	F		*			trans.type MT	GS-4853	A:40/B:28/D:57,4/L:114
			CV Joint		F		*			trans.type MT	GS-4857	A:26/B:28/D:40/L:179,5
1.8 TDCi	74/100	03/07->09/14	CV Joint	L; R	F		*			trans.type MT	GS-4853	A:40/B:28/D:57,4/L:114
			CV Joint		F		*			trans.type MT	GS-4857	A:26/B:28/D:40/L:179,5
2.0	107/145	03/07->09/14	CV Joint	L	F		*			trans.type MT	GS-4853	A:40/B:28/D:57,4/L:114
			CV Joint		F		*			trans.type MT	GS-4857	A:26/B:28/D:40/L:179,5
2.0 Flexifuel	107/145	03/09->09/14	CV Joint	L	F		*			trans.type MT	GS-4853	A:40/B:28/D:57,4/L:114
			CV Joint		F		*			trans.type MT	GS-4857	A:26/B:28/D:40/L:179,5
2.0 LPG	107/145	07/09->09/14	CV Joint	L	F		*			trans.type MT	GS-4853	A:40/B:28/D:57,4/L:114
			CV Joint		F		*			trans.type MT	GS-4857	A:26/B:28/D:40/L:179,5
2.0 TDCi	96/130	03/07->09/14	CV Joint	L; R	F		*			trans.type MT	GS-4853	A:40/B:28/D:57,4/L:114
			CV Joint		F		*			trans.type MT	GS-4857	A:26/B:28/D:40/L:179,5
2.0 TDCi	85/115	11/07->09/14	CV Joint	L; R	F		*			trans.type MT	GS-4853	A:40/B:28/D:57,4/L:114
			CV Joint		F		*			trans.type MT	GS-4857	A:26/B:28/D:40/L:179,5



KW/HP



Type

L/R

F/R

AT/MT



ABS



Technical Specification

MONDEO IV Saloon (BA7)

1.8 TDCi	74/100	03/07->09/14	CV Joint	L; R	F	*	trans.type MT	GS-4853	A:40/B:28/D:57,4/L:114
			CV Joint		F	*	trans.type MT	GS-4857	A:26/B:28/D:40/L:179,5
2.0	107/145	03/07->09/14	CV Joint	L	F	*	trans.type MT	GS-4853	A:40/B:28/D:57,4/L:114
			CV Joint		F	*	trans.type MT	GS-4857	A:26/B:28/D:40/L:179,5
2.0 Flexifuel	107/145	03/09->09/14	CV Joint	L	F	*	trans.type MT	GS-4853	A:40/B:28/D:57,4/L:114
			CV Joint		F	*	trans.type MT	GS-4857	A:26/B:28/D:40/L:179,5
2.0 LPG	107/145	07/09->09/14	CV Joint	L	F	*	trans.type MT	GS-4853	A:40/B:28/D:57,4/L:114
			CV Joint		F	*	trans.type MT	GS-4857	A:26/B:28/D:40/L:179,5
2.0 TDCi	96/130	03/07->09/14	CV Joint	L; R	F	*	trans.type MT	GS-4853	A:40/B:28/D:57,4/L:114
			CV Joint		F	*	trans.type MT	GS-4857	A:26/B:28/D:40/L:179,5
2.0 TDCi	103/140	03/07->09/14	CV Joint	L; R	F	*	trans.type MT	GS-4853	A:40/B:28/D:57,4/L:114
			CV Joint		F	*	trans.type MT	GS-4857	A:26/B:28/D:40/L:179,5
2.0 TDCi	85/115	11/07->09/14	CV Joint	L; R	F	*	trans.type MT	GS-4853	A:40/B:28/D:57,4/L:114
			CV Joint		F	*	trans.type MT	GS-4857	A:26/B:28/D:40/L:179,5

MONDEO IV Turnier (BA7)











1.6 TDCi	85/115	02/11->09/14	CV Joint	L; R	F	*	trans.type MT	GS-4853	A:40/B:28/D:57,4/L:114
			CV Joint		F	*	trans.type MT	GS-4857	A:26/B:28/D:40/L:179,5
1.8 TDCi	74/100	03/07->12/12	CV Joint	L; R	F	*	trans.type MT	GS-4853	A:40/B:28/D:57,4/L:114
			CV Joint		F	*	trans.type MT	GS-4857	A:26/B:28/D:40/L:179,5
1.8 TDCi	92/125	06/07->12/12	CV Joint	L	F	*	trans.type MT	GS-4853	A:40/B:28/D:57,4/L:114
			CV Joint		F	*	trans.type MT	GS-4857	A:26/B:28/D:40/L:179,5
2.0	107/145	03/07->09/14	CV Joint	L	F	*	trans.type MT	GS-4853	A:40/B:28/D:57,4/L:114
			CV Joint		F	*	trans.type MT	GS-4857	A:26/B:28/D:40/L:179,5
2.0 Flexifuel	107/145	03/09->09/14	CV Joint	L	F	*	trans.type MT	GS-4853	A:40/B:28/D:57,4/L:114
			CV Joint		F	*	trans.type MT	GS-4857	A:26/B:28/D:40/L:179,5
2.0 LPG	107/145	07/09->09/14	CV Joint	L	F	*	trans.type MT	GS-4853	A:40/B:28/D:57,4/L:114
			CV Joint		F	*	trans.type MT	GS-4857	A:26/B:28/D:40/L:179,5
2.0 TDCi	100/136	03/07->09/14	CV Joint	L	F	*	trans.type MT	GS-4853	A:40/B:28/D:57,4/L:114
			CV Joint		F	*	trans.type MT	GS-4857	A:26/B:28/D:40/L:179,5
2.0 TDCi	96/130	03/07->12/12	CV Joint	L; R	F	*	trans.type MT	GS-4853	A:40/B:28/D:57,4/L:114
			CV Joint		F	*	trans.type MT	GS-4857	A:26/B:28/D:40/L:179,5
2.0 TDCi	103/140	03/07->09/14	CV Joint	L	F	*	trans.type MT	GS-4853	A:40/B:28/D:57,4/L:114
			CV Joint		F	*	trans.type MT	GS-4857	A:26/B:28/D:40/L:179,5
2.0 TDCi	120/163	03/10->09/14	CV Joint	L; R	F	*	trans.type MT	GS-4853	A:40/B:28/D:57,4/L:114
			CV Joint		F	*	trans.type MT	GS-4857	A:26/B:28/D:40/L:179,5
2.0 TDCi	85/115	11/07->09/14	CV Joint	L	F	*	trans.type MT	GS-4853	A:40/B:28/D:57,4/L:114
			CV Joint		F	*	trans.type MT	GS-4857	A:26/B:28/D:40/L:179,5








ORION I (AFD)











1.3	51/69	07/83->03/86	CV Joint			MT	*	GS-3119	A:23/B:22/D:55/L:146
1.6	58/79	07/83->03/86	CV Joint				*	GS-3119	A:23/B:22/D:55/L:146
1.6 D	40/54	02/84->03/86	CV Joint				*	GS-3119	A:23/B:22/D:55/L:146
1.6 i	77/105	07/83->03/86	CV Joint				*	GS-3119	A:23/B:22/D:55/L:146













ORION II (AFF)

1.3	44/60	12/85->07/90	CV Joint				*	+ ABS	GS-3119	A:23/B:22/D:55/L:146
-----	-------	--------------	----------	--	--	--	---	-------	---------	----------------------

	kW/HP		Type	L/R	F/R	AT/MT			ABS			Technical Specification
1.6	66/90	12/85->07/90	CV Joint				*		- ABS		GS-3119	A:23/B:22/D:55/L:146
1.6 D	40/54	12/85->01/89	CV Joint				*		- ABS		GS-3119	A:23/B:22/D:55/L:146
1.6 i	77/105	03/86->07/90	CV Joint				*		- ABS		GS-3119	A:23/B:22/D:55/L:146
1.6 i CAT	66/90	03/86->07/90	CV Joint				*		- ABS		GS-3119	A:23/B:22/D:55/L:146
1.8 D	44/60	01/89->07/90	CV Joint				*		- ABS		GS-3119	A:23/B:22/D:55/L:146
ORION III (GAL) 												
1.3	44/60	07/90->12/93	CV Joint	L; R	F	MT	*		+ ABS		GS-3142	A:23/B:20/D:48/L:129,5
			CV Joint		F		*		11/91->		GS-3145	A:25/B:22/D:55,5/L:141,5
1.4	52/71	07/90->12/93	CV Joint		F		*		- ABS; ->10/91		GS-3143	A:23/B:22/D:48/L:132,5
			CV Joint		F		*		11/91->		GS-3145	A:25/B:22/D:55,5/L:141,5
1.4	54/73	07/90->12/93	CV Joint		F		*		- ABS; ->10/91		GS-3143	A:23/B:22/D:48/L:132,5
			CV Joint		F		*		11/91->		GS-3145	A:25/B:22/D:55,5/L:141,5
1.6	66/90	07/90->12/92	CV Joint		F		*				GS-3145	A:25/B:22/D:55,5/L:141,5
1.6 i	77/105	07/90->09/92	CV Joint		F		*				GS-3145	A:25/B:22/D:55,5/L:141,5
1.6 i 16V	66/90	07/92->12/93	CV Joint		F		*				GS-3145	A:25/B:22/D:55,5/L:141,5
1.8 D	44/60	11/90->12/93	CV Joint		F		*				GS-3145	A:25/B:22/D:55,5/L:141,5
			CV Joint		F		*				GS-3145	A:25/B:22/D:55,5/L:141,5
1.8 i 16V	96/130	01/92->12/93	CV Joint				*				GS-3146	A:25/B:25/D:56,5/L:145,5
			CV Joint				*		trans.type MT		GS-4873	A:26/B:33/D:40/L:168,6
			CV Joint		F		*				GS-3145	A:25/B:22/D:55,5/L:141,5
1.8 i 16V	77/105	02/92->12/93	CV Joint				*				GS-3146	A:25/B:25/D:56,5/L:145,5
			CV Joint				*		trans.type MT		GS-4873	A:26/B:33/D:40/L:168,6
			CV Joint		F		*				GS-3145	A:25/B:22/D:55,5/L:141,5
1.8 TD	66/90	03/92->12/93	CV Joint				*				GS-3146	A:25/B:25/D:56,5/L:145,5
			CV Joint				*		trans.type MT		GS-4873	A:26/B:33/D:40/L:168,6
			CV Joint		F		*				GS-3145	A:25/B:22/D:55,5/L:141,5
PUMA (EC_) 												
1.4 16V	66/90	11/97->10/00	CV Joint		F		*				GS-3607	A:25/B:22/D:56,5/L:142
1.7 16V	92/125	03/97->06/02	CV Joint		F	MT	*				GS-3607	A:25/B:22/D:56,5/L:142
RANGER (ER, EQ) 												
2.5 D	57/78	10/99->04/02	CV Joint	L	F		*		44		GS-4260	A:26/B:25/D:61/L:179
2.5 D 4x4	57/78	10/99->04/02	CV Joint	R	F		*		44		GS-4260	A:26/B:25/D:61/L:179
2.5 TD	62/84	04/02->06/06	CV Joint				*				GS-3924	A:26/B:25/D:61/L:179
			CV Joint	L	F		*		44		GS-4260	A:26/B:25/D:61/L:179
2.5 TD 4x4	62/84	04/02->06/06	CV Joint				*				GS-3924	A:26/B:25/D:61/L:179
			CV Joint	R	F		*		44		GS-4260	A:26/B:25/D:61/L:179
2.5 TD 4x4	80/109	10/99->06/06	CV Joint	L	F		*		44		GS-4260	A:26/B:25/D:61/L:179
SCORPIO I (GAE, GGE) 												
1.8	66/90	04/85->02/92	CV Joint		F		*				GS-3130	B:25/D2:100/L:32
			CV Joint	L; R	R	MT	*	*		MD Scorpio		GS-3132
2.0	77/105	04/85->08/89	CV Joint		F		*				GS-3130	B:25/D2:100/L:32
			CV Joint	L; R	R	AT; MT	*	*		MD Granada; MD Scorpio		GS-3132
2.0 i	85/115	02/92->09/94	CV Joint		F; R		*				GS-3130	B:25/D2:100/L:32
			CV Joint	L; R	R	AT; MT	*	*		MD Granada		GS-3132

	kw/HP		Type	L/R	F/R	AT/MT			ABS			Technical Specification
2.0 i	85/115	04/85->02/92	CV Joint		F				*			GS-3130 B:25/D2:100/L:32
			CV Joint	L; R	R	AT; MT	*	*	MD Granada; MD Scorpio		GS-3132 B:25/D2:100/L:32	
2.0 i	88/120	05/89->09/94	CV Joint		F; R				*			GS-3130 B:25/D2:100/L:32
			CV Joint	L; R	R	AT; MT	*	*	-->10/92; MD Granada; MD Scorpio		GS-3132 B:25/D2:100/L:32	
2.0 i	74/100	10/85->12/90	CV Joint		F				*			GS-3130 B:25/D2:100/L:32
			CV Joint	L; R	R	AT; MT	*	*	-->02/90		GS-3132 B:25/D2:100/L:32	
2.4 i	96/130	09/86->09/88	CV Joint		F				*			GS-3130 B:25/D2:100/L:32
			CV Joint	L; R	R	AT; MT	*	*			GS-3132 B:25/D2:100/L:32	
2.4 i	92/125	10/88->02/92	CV Joint		F				*			GS-3130 B:25/D2:100/L:32
			CV Joint	L; R	R	AT; MT	*	*	MD Scorpio		GS-3132 B:25/D2:100/L:32	
2.4 i CAT	92/125	10/88->09/94	CV Joint		F; R				*			GS-3130 B:25/D2:100/L:32
			CV Joint	L; R	R	AT; MT	*	*	-->10/92; MD Granada; MD Scorpio		GS-3132 B:25/D2:100/L:32	
2.5 D	51/69	12/85->02/92	CV Joint		F				*			GS-3130 B:25/D2:100/L:32
			CV Joint	L; R	R	MT	*	*			GS-3132 B:25/D2:100/L:32	
2.5 TD	68/92	06/88->07/93	CV Joint		F; R				*			GS-3130 B:25/D2:100/L:32
			CV Joint	L; R	R	MT	*	*			GS-3132 B:25/D2:100/L:32	
2.5 TD	85/115	08/93->09/94	CV Joint		F; R				*			GS-3130 B:25/D2:100/L:32
			CV Joint	L; R	R	MT	*	*	MD Granada; MD Scorpio		GS-3132 B:25/D2:100/L:32	
2.8 i	110/150	04/85->11/86	CV Joint		F				*			GS-3130 B:25/D2:100/L:32
			CV Joint	L; R	R	AT; MT	*	*	MD Granada; MD Scorpio		GS-3132 B:25/D2:100/L:32	
2.8 i 4x4	110/150	10/85->11/86	CV Joint		F				*			GS-3130 B:25/D2:100/L:32
			CV Joint	L; R	R	AT; MT	*	*	MD Granada; MD Scorpio		GS-3132 B:25/D2:100/L:32	
2.9 i	107/145	09/86->09/94	CV Joint		F; R				*			GS-3130 B:25/D2:100/L:32
			CV Joint	L; R	R	AT; MT	*	*			GS-3132 B:25/D2:100/L:32	
2.9 i	110/150	09/86->09/94	CV Joint		F; R				*			GS-3130 B:25/D2:100/L:32
			CV Joint	L; R	R	AT; MT	*	*	-->08/92; MD Scorpio		GS-3132 B:25/D2:100/L:32	
2.9 i 24V	143/195	04/91->09/94	CV Joint		F; R				*			GS-3130 B:25/D2:100/L:32
			CV Joint	L; R	R	AT; MT	*	*	MD Scorpio		GS-3132 B:25/D2:100/L:32	
2.9 i 4x4	107/145	05/88->02/93	CV Joint		F; R				*			GS-3130 B:25/D2:100/L:32
			CV Joint	L; R	R	AT; MT	*	*	11/88->		GS-3132 B:25/D2:100/L:32	
2.9 i 4x4	110/150	09/86->09/94	CV Joint		F; R				*			GS-3130 B:25/D2:100/L:32
			CV Joint	L; R	R	AT; MT	*	*	MD Granada; MD Scorpio		GS-3132 B:25/D2:100/L:32	
2.9 i CAT	107/145	10/87->09/94	CV Joint		F; R				*			GS-3130 B:25/D2:100/L:32
			CV Joint	L; R	R	AT; MT	*	*			GS-3132 B:25/D2:100/L:32	
SCORPIO I Estate [GGE] 												
2.0 i	85/115	09/91->09/94	CV Joint		F; R				*			GS-3130 B:25/D2:100/L:32
			CV Joint	L; R	R	AT; MT	*	*	MD Granada; MD Scorpio		GS-3132 B:25/D2:100/L:32	
2.0 i	88/120	09/91->09/94	CV Joint		F; R				*			GS-3130 B:25/D2:100/L:32
			CV Joint	L; R	R	AT; MT	*	*			GS-3132 B:25/D2:100/L:32	
2.4 i	92/125	09/91->09/94	CV Joint		F; R				*			GS-3130 B:25/D2:100/L:32
			CV Joint	L; R	R	MT	*	*			GS-3132 B:25/D2:100/L:32	
2.5 TD	85/115	08/93->09/94	CV Joint		F; R				*			GS-3130 B:25/D2:100/L:32
			CV Joint	L; R	R	MT	*	*	MD Granada; MD Scorpio		GS-3132 B:25/D2:100/L:32	
2.5 TD	68/92	09/91->07/93	CV Joint		F; R				*			GS-3130 B:25/D2:100/L:32
			CV Joint	L; R	R	MT	*	*			GS-3132 B:25/D2:100/L:32	
2.9 24V	143/195	08/93->09/94	CV Joint		F; R				*			GS-3130 B:25/D2:100/L:32
			CV Joint	L; R	R	AT; MT	*	*	MD Granada; MD Scorpio		GS-3132 B:25/D2:100/L:32	

	kw/HP		Type	L/R	F/R	AT/MT			ABS			Technical Specification
2.9 i	107/145	09/91->09/94	CV Joint		F; R				*		GS-3130	B:25/D2:100/L:32
			CV Joint	L; R	R	AT; MT	*	*			GS-3132	B:25/D2:100/L:32
2.9 i 4x4	107/145	05/88->02/93	CV Joint		F; R				*		GS-3130	B:25/D2:100/L:32
			CV Joint	L; R	R	AT; MT	*	*	11/88->		GS-3132	B:25/D2:100/L:32
SCORPIO I Saloon (GGE) 												
2.0 i	85/115	02/92->09/94	CV Joint		F; R				*		GS-3130	B:25/D2:100/L:32
			CV Joint	L; R	R	AT; MT	*	*	MD Granada; MD Scorpio		GS-3132	B:25/D2:100/L:32
2.0 i	88/120	05/89->09/94	CV Joint		F; R				*		GS-3130	B:25/D2:100/L:32
			CV Joint	L; R	R	AT; MT	*	*	-->10/92; 03/90->; MD Granada; MD Scorpio		GS-3132	B:25/D2:100/L:32
2.4 i	92/125	10/88->10/94	CV Joint		F; R				*		GS-3130	B:25/D2:100/L:32
			CV Joint	L; R	R	MT	*	*	-->10/92; MD Granada; MD Scorpio		GS-3132	B:25/D2:100/L:32
2.5 D	51/69	12/89->12/94	CV Joint		F; R				*		GS-3130	B:25/D2:100/L:32
2.5 TD	68/92	06/88->07/93	CV Joint		F; R				*		GS-3130	B:25/D2:100/L:32
			CV Joint	L; R	R	MT	*	*			GS-3132	B:25/D2:100/L:32
2.5 TD	85/115	08/93->09/94	CV Joint		F; R				*		GS-3130	B:25/D2:100/L:32
			CV Joint	L; R	R	MT	*	*	MD Granada; MD Scorpio		GS-3132	B:25/D2:100/L:32
2.9 i	107/145	09/86->12/94	CV Joint		F; R				*		GS-3130	B:25/D2:100/L:32
			CV Joint	L; R	R	AT; MT	*	*	-->09/94		GS-3132	B:25/D2:100/L:32
2.9 i 24V	143/195	04/91->09/94	CV Joint		F; R				*		GS-3130	B:25/D2:100/L:32
			CV Joint	L; R	R	AT; MT	*	*	08/91->; MD Granada; MD Scorpio		GS-3132	B:25/D2:100/L:32
2.9 i 4x4	107/145	12/89->10/94	CV Joint		F; R				*		GS-3130	B:25/D2:100/L:32
			CV Joint	L; R	R	AT; MT	*	*			GS-3132	B:25/D2:100/L:32
SCORPIO II (GFR, GGR) 												
2.0 i	85/115	10/94->08/98	CV Joint		R				*		GS-3130	B:25/D2:100/L:32
			CV Joint	L; R	R	AT; MT	*	*			GS-3132	B:25/D2:100/L:32
2.0 i 16V	100/136	10/94->08/98	CV Joint		R				*		GS-3130	B:25/D2:100/L:32
2.3 i 16V	108/147	06/96->08/98	CV Joint		R				*		GS-3130	B:25/D2:100/L:32
2.5 TD	92/125	09/96->08/98	CV Joint		R				*		GS-3130	B:25/D2:100/L:32
2.5 TD	85/115	10/94->08/98	CV Joint		R				*		GS-3130	B:25/D2:100/L:32
2.9 i	110/150	02/95->08/98	CV Joint		R				*		GS-3130	B:25/D2:100/L:32
2.9 i 24V	152/207	10/94->08/98	CV Joint		R				*		GS-3130	B:25/D2:100/L:32
SCORPIO II Estate (GNR, GGR) 												
2.0 i	85/115	10/94->08/98	CV Joint		R				*		GS-3130	B:25/D2:100/L:32
			CV Joint	L; R	R	AT; MT	*	*	-->12/97		GS-3132	B:25/D2:100/L:32
2.0 i 16V	100/136	10/94->08/98	CV Joint		R				*		GS-3130	B:25/D2:100/L:32
2.3 i 16V	108/147	06/96->08/98	CV Joint		R				*		GS-3130	B:25/D2:100/L:32
2.5 TD	92/125	09/96->08/98	CV Joint		R				*		GS-3130	B:25/D2:100/L:32
2.5 TD	85/115	10/94->08/98	CV Joint		R				*		GS-3130	B:25/D2:100/L:32
2.9 i	110/150	02/95->08/98	CV Joint		R				*		GS-3130	B:25/D2:100/L:32
2.9 i 24V	152/207	10/94->08/98	CV Joint		R				*		GS-3130	B:25/D2:100/L:32
SIERRA Estate (BNC) 												
2.8 i 4x4	105/143	08/82->12/86	CV Joint		F				*		GS-3130	B:25/D2:100/L:32
2.8 i 4x4	107/146	08/82->12/86	CV Joint		F				*		GS-3130	B:25/D2:100/L:32
2.8 XR4i	105/143	08/82->12/86	CV Joint		F				*		GS-3130	B:25/D2:100/L:32

							Technical Specification					
	kW/HP		Type	L/R	F/R	AT/MT		ABS				
2.8 XR4i	107/146	08/82->12/86	CV Joint		F			*		GS-3130	B:25/D2:100/L:32	
SIERRA Hatchback (GBC) 												
2.8 i XR 4x4	107/146	09/83->12/86	CV Joint		F			*		GS-3130	B:25/D2:100/L:32	
2.8 XR 4x4	110/150	02/85->12/86	CV Joint		F			*		GS-3130	B:25/D2:100/L:32	
2.8 XR4i	110/150	08/82->12/86	CV Joint		F			*		GS-3130	B:25/D2:100/L:32	
2.8 XR4i	105/143	08/82->12/86	CV Joint		F			*		GS-3130	B:25/D2:100/L:32	
2.8 XR4i	107/146	08/82->12/86	CV Joint		F			*		GS-3130	B:25/D2:100/L:32	
S-MAX (WA6) 												
1.6 TDCi	85/115	02/11->	CV Joint	L; R	F			*	trans.type MT	GS-4853	A:40/B:28/D:57,4/L:114	
			CV Joint		F			*	trans.type MT	GS-4857	A:26/B:28/D:40/L:179,5	
1.8 TDCi	92/125	05/06->	CV Joint	R	F			*	trans.type MT	GS-4853	A:40/B:28/D:57,4/L:114	
			CV Joint	L	F			*	trans.type MT	GS-4853	A:40/B:28/D:57,4/L:114	
2.0	107/145	05/06->	CV Joint		F			*	trans.type MT	GS-4857	A:26/B:28/D:40/L:179,5	
			CV Joint	L	F			*	trans.type MT	GS-4853	A:40/B:28/D:57,4/L:114	
2.0 Flexifuel	107/145	05/06->	CV Joint	L	F			*	trans.type MT	GS-4853	A:40/B:28/D:57,4/L:114	
			CV Joint		F			*	trans.type MT	GS-4857	A:26/B:28/D:40/L:179,5	
2.0 TDCi	120/163	03/10->	CV Joint	L; R	F			*	trans.type MT	GS-4853	A:40/B:28/D:57,4/L:114	
			CV Joint		F			*	trans.type MT	GS-4857	A:26/B:28/D:40/L:179,5	
2.0 TDCi	100/136	05/06->	CV Joint	L; R	F			*	trans.type MT	GS-4853	A:40/B:28/D:57,4/L:114	
			CV Joint		F			*	trans.type MT	GS-4857	A:26/B:28/D:40/L:179,5	
			CV Joint					*	trans.type AT	GS-4934	A:40/B:26/D:57,4/L:115,5	
2.0 TDCi	96/130	05/06->	CV Joint	L; R	F			*	trans.type MT	GS-4853	A:40/B:28/D:57,4/L:114	
			CV Joint		F			*	trans.type MT	GS-4857	A:26/B:28/D:40/L:179,5	
2.0 TDCi	103/140	05/06->	CV Joint	L; R	F			*	trans.type MT	GS-4853	A:40/B:28/D:57,4/L:114	
			CV Joint		F			*	trans.type MT	GS-4857	A:26/B:28/D:40/L:179,5	
2.0 TDCi	85/115	11/07->	CV Joint	L; R	F			*	trans.type MT	GS-4853	A:40/B:28/D:57,4/L:114	
			CV Joint		F			*	trans.type MT	GS-4857	A:26/B:28/D:40/L:179,5	
STREET KA (RL2) 												
1.6	70/95	05/03->07/05	CV Joint		F			*		GS-3606	A:25/B:20/D:56,5/L:137,5	
TOURNEO CONNECT 												
1.8 TDCi	66/90	06/02->12/13	CV Joint		F			*		GS-3929	A:25/B:26/D:53,3/L:159	
			Drive Shaft	L	F					AW-4847	A:25/B:26/D:53,3/L:632	
			Drive Shaft	R	F						AW-4848	A:25/B:26/D:53,3/L:963
1.8 TDCi	81/110	08/06->12/13	CV Joint		F			*		GS-3929	A:25/B:26/D:53,3/L:159	
			Drive Shaft	L	F					AW-4847	A:25/B:26/D:53,3/L:632	
			Drive Shaft	R	F						AW-4848	A:25/B:26/D:53,3/L:963
1.8 TDCi /TDDi /DI	55/75	06/02->12/13	CV Joint		F			*		GS-3928	A:25/B:24/D:53,5/L:156,5	
TRANSIT Box 												
2.2 TDCi	63/85	04/06->08/14	CV Joint					*	48 + ABS	GS-4026	A:28/B:28/D:59/L:189,5	
2.4 TDCi [RWD]	74/100	04/06->08/14	CV Joint	L; R	F			*	trans.type MT	GS-3857	A:28/B:26/D:57/L:184,5	
2.4 TDCi 4x4	103/140	11/06->08/14	CV Joint	L; R	F			*		GS-3857	A:28/B:26/D:57/L:184,5	



kW/HP



Type

L/R F/R

AT/MT



ABS



Technical Specification

TRANSIT Box (FA_ _)

Model	kW/HP	Period	Type	L/R	F/R	AT/MT	CV Joint	Drive Shaft	ABS	GS	Technical Specification
2.0 DI (FAE_ FAF_ FAG_)	55/75	08/00->05/06	CV Joint		F		*	48	+ABS	GS-3815	A:28/B:26/D:57/L:184,5
			CV Joint				*			GS-3857	A:28/B:26/D:57/L:184,5
			Drive Shaft	L	F	MT				AW-4726	A:28/B:26/D:57/L:797
			Drive Shaft	L	F				48	AW-4727	A:28/B:26/D:57/L:797
2.0 DI (FAE_ FAF_ FAG_)	74/100	08/00->05/06	CV Joint		F		*	48	+ABS	GS-3815	A:28/B:26/D:57/L:184,5
			CV Joint				*			GS-3857	A:28/B:26/D:57/L:184,5
			CV Joint	L	F		*	48		GS-4942	A:28/B:36/D:57/L:192,5
			Drive Shaft	L	F	MT				AW-4726	A:28/B:26/D:57/L:797
2.0 DI (FAE_ FAF_ FAG_)	63/86	08/00->05/06	Drive Shaft	L	F			48		AW-4727	A:28/B:26/D:57/L:797
			CV Joint		F		*	48	+ABS	GS-3815	A:28/B:26/D:57/L:184,5
			CV Joint				*			GS-3857	A:28/B:26/D:57/L:184,5
			Drive Shaft	L	F	MT				AW-4726	A:28/B:26/D:57/L:797
2.0 DI (FAE_ FAF_ FAG_)	63/86	08/00->05/06	Drive Shaft	L	F			48		AW-4727	A:28/B:26/D:57/L:797
			CV Joint		F		*	48	+ABS	GS-3815	A:28/B:26/D:57/L:184,5
			CV Joint	L; R	F		*			GS-3857	A:28/B:26/D:57/L:184,5
			Drive Shaft	L	F	MT				AW-4726	A:28/B:26/D:57/L:797
2.0 TDCi	92/125	08/02->05/06	Drive Shaft	L	F			48		AW-4727	A:28/B:26/D:57/L:797
			Drive Shaft	L	F			48		AW-4727	A:28/B:26/D:57/L:797
2.4 DI (FAA_ FAB_ FAC_ FAD_)	66/90	01/00->05/06	CV Joint	L; R	F		*			GS-3857	A:28/B:26/D:57/L:184,5
2.4 TDE	85/115	03/04->05/06	CV Joint	L; R	F		*			GS-3857	A:28/B:26/D:57/L:184,5

TRANSIT Bus

2.2 TDCi	63/85	04/06->08/14	CV Joint				*	48	+ABS	GS-4026	A:28/B:28/D:59/L:189,5
2.4 TDCi 4x4	103/140	11/06->08/14	CV Joint	L; R	F		*			GS-3857	A:28/B:26/D:57/L:184,5
			CV Joint				*	48		GS-4939	A:28/B:29/D:60/L:198,5

TRANSIT Bus (FD_ _ FB_ _ FS_ _ FZ_ _ FC_ _)

2.0 DI (F_E_ F_F_ F_G_)	55/75	08/00->05/06	CV Joint		F		*	48		GS-3815	A:28/B:26/D:57/L:184,5
			CV Joint				*			GS-3857	A:28/B:26/D:57/L:184,5
			Drive Shaft	L	F	MT				AW-4726	A:28/B:26/D:57/L:797
			Drive Shaft	L	F				48	AW-4727	A:28/B:26/D:57/L:797
2.0 DI (F_E_ F_F_ F_G_)	74/100	08/00->05/06	CV Joint		F		*	48	+ABS	GS-3815	A:28/B:26/D:57/L:184,5
			CV Joint				*			GS-3857	A:28/B:26/D:57/L:184,5
			Drive Shaft	L	F	MT				AW-4726	A:28/B:26/D:57/L:797
			Drive Shaft	L	F				48	AW-4727	A:28/B:26/D:57/L:797
2.0 DI (F_E_ F_F_ F_G_)	63/86	08/00->05/06	CV Joint		F		*	48	+ABS	GS-3815	A:28/B:26/D:57/L:184,5
			CV Joint				*			GS-3857	A:28/B:26/D:57/L:184,5
			Drive Shaft	L	F	MT				AW-4726	A:28/B:26/D:57/L:797
			Drive Shaft	L	F				48	AW-4727	A:28/B:26/D:57/L:797
2.0 TDCi (F_F_ F_E_ F_G_)	92/125	08/02->05/06	CV Joint		F		*	48	+ABS	GS-3815	A:28/B:26/D:57/L:184,5
			CV Joint	L; R	F		*			GS-3857	A:28/B:26/D:57/L:184,5
			Drive Shaft	L	F	MT				AW-4726	A:28/B:26/D:57/L:797
			Drive Shaft	L	F				48	AW-4727	A:28/B:26/D:57/L:797
2.4 DI (RWD) (F_B_ F_C_)	55/75	01/00->05/06	Drive Shaft	L	F			48		AW-4727	A:28/B:26/D:57/L:797
2.4 TDCi	101/137	03/04->05/06	CV Joint	L; R	F		*		trans.type MT	GS-3857	A:28/B:26/D:57/L:184,5
2.4 TDE	85/115	03/04->05/06	CV Joint	L; R	F		*		trans.type MT	GS-3857	A:28/B:26/D:57/L:184,5



kW/HP



Type

L/R

F/R

AT/MT



ABS



Technical Specification

TRANSIT CONNECT (P65_, P70_, P80_)

1.8 16V	85/116	06/02->12/13	CV Joint		F		*		GS-3929	A:25/B:26/D:53,3/L:159
			Drive Shaft	L	F			box	AW-4829	A:25/B:26/D:53,5/L:628
			Drive Shaft	R	F	MT		06/03->	AW-4830	A:25/B:26/D:53,5/L:962
			Drive Shaft	L	F			estate	AW-4847	A:25/B:26/D:53,3/L:632
			Drive Shaft	R	F			box; estate	AW-4848	A:25/B:26/D:53,3/L:963
1.8 Di	55/75	06/02->12/13	CV Joint		F		*		GS-3928	A:25/B:24/D:53,5/L:156,5
			CV Joint					trans.type MT	GS-4774	A:26/B:24/D:40/L:487
			Drive Shaft	L	F			box	AW-4829	A:25/B:26/D:53,5/L:628
			Drive Shaft	R	F	MT		03/03->	AW-4830	A:25/B:26/D:53,5/L:962
			Drive Shaft	L	F			estate	AW-4847	A:25/B:26/D:53,3/L:632
1.8 TDCi	66/90	06/02->12/13	CV Joint		F		*		GS-3929	A:25/B:26/D:53,3/L:159
			Drive Shaft	R	F	MT		06/03->	AW-4830	A:25/B:26/D:53,5/L:962
			Drive Shaft	L	F				AW-4847	A:25/B:26/D:53,3/L:632
			Drive Shaft	R	F				AW-4848	A:25/B:26/D:53,3/L:963
			Drive Shaft	R	F	MT			AW-4830	A:25/B:26/D:53,5/L:962

TRANSIT Platform/Chassis

2.2 TDCi	63/85	04/06->08/14	CV Joint				*	48	+ ABS	GS-4026	A:28/B:28/D:59/L:189,5
			CV Joint					*	48		GS-4939
2.4 TDCi [RWD]	74/100	04/06->08/14	CV Joint	L; R	F		*		trans.type MT	GS-3857	A:28/B:26/D:57/L:184,5

TRANSIT Platform/Chassis (FM_, FN_)

2.0 DI (F_E_, F_F_)	55/75	08/00->05/06	CV Joint		F		*	48	+ ABS	GS-3815	A:28/B:26/D:57/L:184,5	
			CV Joint					*			GS-3857	A:28/B:26/D:57/L:184,5
			Drive Shaft	L	F	MT					AW-4726	A:28/B:26/D:57/L:797
2.0 DI (F_E_, F_F_)	74/100	08/00->05/06	CV Joint		F		*	48	+ ABS	GS-3815	A:28/B:26/D:57/L:184,5	
			CV Joint					*			GS-3857	A:28/B:26/D:57/L:184,5
			CV Joint	L	F			*	48		GS-4942	A:28/B:36/D:57/L:192,5
2.0 DI (F_E_, F_F_)	63/86	08/00->05/06	Drive Shaft	L	F	MT				AW-4726	A:28/B:26/D:57/L:797	
			CV Joint		F			*	48	+ ABS	GS-3815	A:28/B:26/D:57/L:184,5
			CV Joint					*			GS-3857	A:28/B:26/D:57/L:184,5
2.0 DI (F_E_, F_F_)	92/125	08/02->05/06	Drive Shaft	L	F	MT				AW-4726	A:28/B:26/D:57/L:797	
			CV Joint	L; R	F			*	48	+ ABS	GS-3815	A:28/B:26/D:57/L:184,5
			CV Joint					*			GS-3857	A:28/B:26/D:57/L:184,5
2.4 TDE	85/115	03/04->05/06	CV Joint	L; R	F		*		trans.type MT	GS-3857	A:28/B:26/D:57/L:184,5	



KW/HP



Type

L/R F/R

AT/MT



ABS



Technical Specification

FORD USA

PROBE II (ECP)

2.0 16V	85/116	10/93->03/98	CV Joint	L; R	F	MT	*	44	GS-3369	A:28/B:23/D:56/L:149
---------	--------	--------------	----------	------	---	----	---	----	---------	----------------------

HONDA

ACCORD III (CA)

1.6 L (CA4)	65/88	11/85->12/89	CV Joint		F		*		GS-3427	A:26/B:30/D:49/L:132
2.0 EX (CA5)	75/102	11/85->12/89	CV Joint		F		*	- ABS	GS-3430	A:26/B:32/D:49/L:135
2.0 EX (CA5)	76/103	11/85->12/89	CV Joint		F		*	- ABS	GS-3430	A:26/B:32/D:49/L:135
2.0 EX (CA5)	78/106	11/85->05/89	CV Joint		F		*	- ABS	GS-3430	A:26/B:32/D:49/L:135
2.0 EXi (CA5)	85/116	01/86->12/89	CV Joint		F		*	- ABS	GS-3430	A:26/B:32/D:49/L:135
2.0 EXi (CA5)	90/122	11/85->12/87	CV Joint		F		*	- ABS	GS-3430	A:26/B:32/D:49/L:135
2.0 i 16V (CA5)	101/137	01/87->12/87	CV Joint		F	AT; MT	*	50 +ABS	GS-3446	A:26/B:32/D:55/L:135
2.0 i 16V (CA5)	98/133	10/87->12/89	CV Joint		F		*	- ABS	GS-3445	A:26/B:32/D:55/L:135
			CV Joint		F	AT; MT	*	50 +ABS	GS-3446	A:26/B:32/D:55/L:135

ACCORD III Aerodeck (CA)

1.6 L (CA4)	65/88	11/85->12/89	CV Joint		F		*		GS-3427	A:26/B:30/D:49/L:132
2.0 EX	75/102	10/87->12/89	CV Joint		F		*	- ABS	GS-3430	A:26/B:32/D:49/L:135
2.0 EX (CA5)	76/103	10/87->12/89	CV Joint		F		*	- ABS	GS-3430	A:26/B:32/D:49/L:135
2.0 EX (CA5)	78/106	11/85->05/89	CV Joint		F		*	- ABS	GS-3430	A:26/B:32/D:49/L:135
2.0 EXi (CA5)	85/116	10/87->12/89	CV Joint		F		*	- ABS	GS-3430	A:26/B:32/D:49/L:135
2.0 EXi (CA5)	90/122	11/85->12/87	CV Joint		F		*	- ABS	GS-3430	A:26/B:32/D:49/L:135

ACCORD IV (CB)

2.0 16V (CB3)	66/90	01/90->03/93	CV Joint		F		*	- ABS	GS-3472	A:28/B:32/D:60/L:147
			CV Joint		F		*	50 +ABS	GS-3473	A:28/B:32/D:60/L:147
2.0 16V (CB3)	81/110	01/90->03/93	CV Joint		F		*	- ABS	GS-3472	A:28/B:32/D:60/L:147
			CV Joint		F		*	50 +ABS	GS-3473	A:28/B:32/D:60/L:147
2.0 i 16V (CB3)	98/133	01/90->03/93	CV Joint		F		*	- ABS	GS-3472	A:28/B:32/D:60/L:147
			CV Joint		F		*	50 +ABS	GS-3473	A:28/B:32/D:60/L:147
2.2 i 16V (CB7)	110/150	01/90->03/93	CV Joint		F		*	- ABS	GS-3472	A:28/B:32/D:60/L:147
			CV Joint		F		*	50 +ABS	GS-3473	A:28/B:32/D:60/L:147
2.2 i 16V Automatik (CB7)	108/147	01/90->03/93	CV Joint		F		*	- ABS	GS-3472	A:28/B:32/D:60/L:147
			CV Joint		F		*	50 +ABS	GS-3473	A:28/B:32/D:60/L:147



kW/HP



Type

L/R F/R

AT/MT



ABS



Technical Specification

ACCORD IV Aerodeck [CB]

2.2 i 16V [CB8]	108/147	01/91->12/93	CV Joint	F	*	- ABS	GS-3472	A:28/B:32/D:60/L:147
			CV Joint	F	*	50 +ABS	GS-3473	A:28/B:32/D:60/L:147
2.2 i 16V [CB8]	110/150	01/91->12/93	CV Joint	F	*	- ABS	GS-3472	A:28/B:32/D:60/L:147
			CV Joint	F	*	50 +ABS	GS-3473	A:28/B:32/D:60/L:147

ACCORD V [CC, CD]

2.0 i	85/116	03/93->01/96	CV Joint	F	*	- ABS	GS-3472	A:28/B:32/D:60/L:147
			CV Joint	F	*	50 +ABS	GS-3473	A:28/B:32/D:60/L:147
2.0 i S	96/131	03/93->01/96	CV Joint	F	*	- ABS	GS-3472	A:28/B:32/D:60/L:147
			CV Joint	F	*	50 +ABS	GS-3473	A:28/B:32/D:60/L:147

ACCORD V [CE, CF]

1.9 i [CE7]	85/116	02/96->10/98	CV Joint	F	*	50 +ABS	GS-3403	A:28/B:32/D:60/L:150
2.0 i LS [CE8]	96/131	02/96->10/98	CV Joint	F	*	50 +ABS	GS-3403	A:28/B:32/D:60/L:150
2.0 TDi [CF1]	77/105	04/96->10/98	CV Joint	F	*	50 +ABS	GS-3403	A:28/B:32/D:60/L:150
2.2 i VTEC [CE9]	110/150	02/96->10/98	CV Joint	F	*	50 +ABS	GS-3403	A:28/B:32/D:60/L:150

ACCORD V Aerodeck [CE]

2.0 i LS 16V [CE2]	100/136	09/93->02/98	CV Joint	F	*	- ABS	GS-3472	A:28/B:32/D:60/L:147
			CV Joint	F	*	50 +ABS	GS-3473	A:28/B:32/D:60/L:147
2.2 i ES [CE1]	110/150	09/93->02/98	CV Joint	F	*	- ABS	GS-3472	A:28/B:32/D:60/L:147
			CV Joint	F	*	50 +ABS	GS-3473	A:28/B:32/D:60/L:147

ACCORD V Coupe [CD]

2.0 [CD9]	100/136	09/93->12/97	CV Joint	F	*	- ABS	GS-3472	A:28/B:32/D:60/L:147
			CV Joint	F	*	50 +ABS	GS-3473	A:28/B:32/D:60/L:147
2.2 i ES [CD7]	110/150	09/93->02/98	CV Joint	F	*	- ABS	GS-3472	A:28/B:32/D:60/L:147
			CV Joint	F	*	50 +ABS	GS-3473	A:28/B:32/D:60/L:147

ACCORD VI [CG, CK]















1.6 i	85/116	10/98->12/02	CV Joint	F	*	50	GS-3740	A:28/B:32/D:64/L:149
1.6 LS	79/107	10/98->12/02	CV Joint	F	*	50	GS-3740	A:28/B:32/D:64/L:149
1.8 i	100/136	10/98->12/02	CV Joint	F	*	50 +ABS	GS-3740	A:28/B:32/D:64/L:149
2.0 i	108/147	10/98->01/01	CV Joint	F	*	50	GS-3740	A:28/B:32/D:64/L:149
2.0 Turbo DI	77/105	02/99->12/02	CV Joint	F	*	50	GS-3740	A:28/B:32/D:64/L:149
			CV Joint	F	*	50 +ABS	GS-3741	A:28/B:32/D:64/L:150,5
2.2 Type-R	156/212	02/99->12/02	CV Joint	F	*	50	GS-3740	A:28/B:32/D:64/L:149
			CV Joint	F	*	50 +ABS	GS-3741	A:28/B:32/D:64/L:150,5
2.3 [CK2]	113/154	01/01->06/03	CV Joint	F	*	50	GS-3740	A:28/B:32/D:64/L:149
			CV Joint	F	*	50 +ABS	GS-3741	A:28/B:32/D:64/L:150,5










ACCORD VI Hatchback [CH]









2.3 [CL4]	113/154	11/00->12/02	CV Joint		*	50 +ABS	GS-3741	A:28/B:32/D:64/L:150,5
-----------	---------	--------------	----------	--	---	---------	---------	------------------------








ACCORD VII [CL]













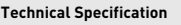









2.0 [CL7]	114/155	02/03->05/08	CV Joint		*		GS-3936	A:28/B:32/D:63/L:148
2.0 All-wheel Drive [CL8]	114/155	02/03->05/08	CV Joint		*		GS-3936	A:28/B:32/D:63/L:148
2.4 [CL9]	140/190	02/03->05/08	CV Joint		*		GS-3936	A:28/B:32/D:63/L:148

			Type	L/R	F/R	AT/MT			ABS			Technical Specification
ACCORD VII Tourer [CM] 												
2.0 (CM1)	114/155	04/03->05/08	CV Joint								GS-3936	A:28/B:32/D:63/L:148
			CV Joint					*			GS-4814	A:27/B:30/D:40/L:152,5
2.4 (CM2)	140/190	04/03->05/08	CV Joint								GS-3936	A:28/B:32/D:63/L:148
			CV Joint					*			GS-4814	A:27/B:30/D:40/L:152,5
CIVIC II Shuttle [EE] 												
1.5 i 16V [EE2]	69/94	01/88->11/91	CV Joint		F			*			GS-3423	A:23/B:27/D:49/L:135,5
CIVIC III Hatchback [AL, AJ, AG, AH] 												
1.2 (AL)	40/54	01/84->10/87	CV Joint		F	MT		*		--12/84	GS-3423	A:23/B:27/D:49/L:135,5
1.3 (AG)	52/71	10/83->10/87	CV Joint		F	MT		*		--12/84	GS-3423	A:23/B:27/D:49/L:135,5
1.5 GL (AH)	63/86	10/83->10/87	CV Joint		F	MT		*		--12/84	GS-3423	A:23/B:27/D:49/L:135,5
1.5 GT (AH)	74/101	01/85->10/87	CV Joint		F			*			GS-3423	A:23/B:27/D:49/L:135,5
1.5 GTi (AH)	66/90	03/86->10/87	CV Joint		F			*			GS-3423	A:23/B:27/D:49/L:135,5
CIVIC III Saloon [AM, AK, AU] 												
1.2	40/54	01/85->10/87	CV Joint		F			*			GS-3423	A:23/B:27/D:49/L:135,5
1.3	52/71	10/83->10/87	CV Joint		F	MT		*		--12/84	GS-3423	A:23/B:27/D:49/L:135,5
1.5 GL	63/86	10/83->10/87	CV Joint		F	MT		*		--12/84	GS-3423	A:23/B:27/D:49/L:135,5
1.5 GT	74/101	01/85->10/87	CV Joint		F			*			GS-3423	A:23/B:27/D:49/L:135,5
1.5 GTi	66/90	03/86->10/87	CV Joint		F			*			GS-3423	A:23/B:27/D:49/L:135,5
CIVIC IV Hatchback [EC, ED, EE] 												
1.3 [EC8]	55/75	10/87->12/89	CV Joint		F			*			GS-3427	A:26/B:30/D:49/L:132
1.3 16 V [EC8] CAT	55/75	09/89->09/91	CV Joint		F			*			GS-3427	A:26/B:30/D:49/L:132
			CV Joint					*	50		GS-3433	A:26/B:30/D:55/L:135
1.4 L [EC9]	66/90	10/87->12/89	CV Joint		F			*			GS-3427	A:26/B:30/D:49/L:132
1.5 i 16V	66/90	10/88->09/91	CV Joint		F			*			GS-3427	A:26/B:30/D:49/L:132
1.5 i 16V [ED6]	69/94	10/88->09/91	CV Joint		F			*			GS-3427	A:26/B:30/D:49/L:132
1.6 i 16V [ED7]	80/109	10/87->09/91	CV Joint		F			*		MD ED7	GS-3427	A:26/B:30/D:49/L:132
			CV Joint		F			*		MD ED4	GS-3430	A:26/B:32/D:49/L:135
CIVIC IV Saloon [ED] 												
1.3	55/75	10/87->12/89	CV Joint		F			*			GS-3427	A:26/B:30/D:49/L:132
1.4 L [ED2]	66/90	10/87->12/89	CV Joint		F			*			GS-3427	A:26/B:30/D:49/L:132
1.5 i 16V	66/90	10/87->09/91	CV Joint		F			*			GS-3427	A:26/B:30/D:49/L:132
1.5 i 16V [ED3]	69/94	10/87->09/91	CV Joint		F			*			GS-3427	A:26/B:30/D:49/L:132
1.6 i 16V [ED4]	80/109	11/87->09/91	CV Joint		F			*		MD ED7	GS-3427	A:26/B:30/D:49/L:132
			CV Joint		F			*		MD ED4	GS-3430	A:26/B:32/D:49/L:135
CIVIC IX [FK] 												
1.4 i-VTEC	73/99	02/12->	CV Joint					*			GS-4024	A:26/B:30/D:58/L:138
CIVIC V Coupe [EJ] 												
1.5 i LSi [EJ2]	74/101	08/93->11/95	CV Joint					*		50	GS-3433	A:26/B:30/D:55/L:135
			CV Joint					*			GS-3478	A:26/B:30/D:55/D2:88,5/L:135
			CV Joint					*			GS-3479	A:26/B:30/D:55/L:136,5
			CV Joint	R	F			*			GS-4366	A:25/B:30/D:35/L:151,5

	KW/HP		Type	L/R	F/R	AT/MT			ABS			Technical Specification	
1.6 i (EJ6)	77/105	01/94->11/95	CV Joint				*				GS-3479	A:26/B:30/D:55/L:136,5	
			CV Joint	R	F			*			GS-4366	A:25/B:30/D:35/L:151,5	
1.6 i Vtec	118/160	01/94->11/95	CV Joint				*		50		GS-3433	A:26/B:30/D:55/L:135	
			CV Joint				*				GS-3478	A:26/B:30/D:55/D2:88,5/L:135	
			CV Joint	R	F			*			GS-3479	A:26/B:30/D:55/L:136,5	
1.6 i Vtec (EJ1)	92/125	01/94->03/96	CV Joint				*				GS-4366	A:25/B:30/D:35/L:151,5	
			CV Joint	R	F			*			GS-3479	A:26/B:30/D:55/L:136,5	
CIVIC V Hatchback (EG) 													
1.3 16V (EG3)	55/75	10/91->11/95	CV Joint				*		50		GS-3433	A:26/B:30/D:55/L:135	
			CV Joint				*			MD E67	GS-3478	A:26/B:30/D:55/D2:88,5/L:135	
			CV Joint	R	F			*			GS-3479	A:26/B:30/D:55/L:136,5	
1.5 i 16V (EG4)	69/94	10/91->11/95	CV Joint				*		50		GS-4366	A:25/B:30/D:35/L:151,5	
			CV Joint		F		*			engine K600 LS1	GS-3477	A:26/B:30/D:55/D2:83/L:135	
			CV Joint				*				GS-3478	A:26/B:30/D:55/D2:88,5/L:135	
1.5 i 16V (EG4)	66/90	10/91->11/95	CV Joint				*				GS-3479	A:26/B:30/D:55/L:136,5	
			CV Joint				*		50		GS-3433	A:26/B:30/D:55/L:135	
			CV Joint	R	F			*			GS-3478	A:26/B:30/D:55/D2:88,5/L:135	
1.6 16V Vtec (EG5)	92/125	10/91->11/95	CV Joint				*				GS-4365	A:25/B:30/D:35/L:159,5	
			CV Joint	R	F			*			GS-4366	A:25/B:30/D:35/L:151,5	
			CV Joint		F		*			50	- ABS; USA	GS-3433	A:26/B:30/D:55/L:135
1.6 16V Vtec (EG5)	92/125	10/91->11/95	CV Joint		F		*		50	+ ABS; USA	GS-3445	A:26/B:32/D:55/L:135	
			CV Joint				*				GS-3446	A:26/B:32/D:55/L:135	
			CV Joint				*			50		GS-3479	A:26/B:30/D:55/L:136,5
1.6 VTi 16V (EG6)	118/160	10/91->11/95	CV Joint				*				GS-3484	A:26/B:32/D:55/L:135	
			CV Joint	R	F			*			GS-4366	A:25/B:30/D:35/L:151,5	
			CV Joint		F		*			50	+ ABS	GS-3445	A:26/B:32/D:55/L:135
1.6 VTi 16V (EG6)	118/160	10/91->11/95	CV Joint		F		*			- ABS	GS-3446	A:26/B:32/D:55/L:135	
			CV Joint				*			50	+ ABS	GS-3445	A:26/B:32/D:55/L:135
			CV Joint	R	F			*				GS-3446	A:26/B:32/D:55/L:135
CIVIC V Saloon (EG, EH) 													
1.5 i 16V (EG8)	69/94	10/91->11/95	CV Joint				*		50		GS-3433	A:26/B:30/D:55/L:135	
			CV Joint		F		*			+ ABS; USA	GS-3445	A:26/B:32/D:55/L:135	
			CV Joint		F		*			50	+ ABS; USA	GS-3446	A:26/B:32/D:55/L:135
1.6 16V Vtec (EH9)	92/125	10/91->11/95	CV Joint				*				GS-3478	A:26/B:30/D:55/D2:88,5/L:135	
			CV Joint				*			engine mod. ONLY D15B	GS-3479	A:26/B:30/D:55/L:136,5	
			CV Joint				*			50		GS-3433	A:26/B:30/D:55/L:135
1.6 16V Vtec (EH9)	92/125	10/91->11/95	CV Joint				*				GS-3479	A:26/B:30/D:55/L:136,5	
			CV Joint	R	F			*			GS-4366	A:25/B:30/D:35/L:151,5	
			CV Joint		F		*				- ABS	GS-3445	A:26/B:32/D:55/L:135
1.6 VTi (EG9)	118/160	10/91->11/95	CV Joint		F		*			+ ABS	GS-3446	A:26/B:32/D:55/L:135	
			CV Joint				*			50	+ ABS	GS-3446	A:26/B:32/D:55/L:135
CIVIC VI Aerodeck (MB, MC) 													
1.4 16V (MB8)	55/75	04/98->02/01	CV Joint				*		50		GS-3484	A:26/B:32/D:55/L:135	
			CV Joint	L; R	F		*			->12/99; GKN Prod	GS-3611	A:26/B:32/D:55/L:135	
1.4 16V (MB8)	66/90	04/98->02/01	CV Joint				*				GS-3433	A:26/B:30/D:55/L:135	
			CV Joint				*				GS-3484	A:26/B:32/D:55/L:135	
			CV Joint	L; R	F		*			50	GKN Prod.	GS-3611	A:26/B:32/D:55/L:135

						Technical Specification				
		Type	L/R	F/R	AT/MT	ABS				
1.5 16V (MB9)	84/114	04/98->02/01	CV Joint			*	50	GS-3484	A:26/B:32/D:55/L:135	
			CV Joint	L; R	F	AT; MT	*	- ABS; ->03/00; made in UK	GS-3610	A:26/B:32/D:55/L:135
			CV Joint	L; R	F		*	50 ->03/00; GKN Prod.	GS-3611	A:26/B:32/D:55/L:135
1.6 16V (MC1)	85/116	04/98->02/01	CV Joint			*	50	GS-3484	A:26/B:32/D:55/L:135	
1.6 16V (MC1)	92/125	04/98->02/01	CV Joint	L; R	F	*	50	GS-3611	A:26/B:32/D:55/L:135	
2.0 i D (MC3)	77/105	04/98->02/01	CV Joint		F	*	43 + ABS	GS-3631	A:26/B:32/D:55/L:146,5	
CIVIC VI Fastback (MA, MB) 										
1.4 i (MA8, MB2)	66/90	09/94->02/01	CV Joint			*		GS-3479	A:26/B:30/D:55/L:136,5	
			CV Joint		F	*	50	GS-3484	A:26/B:32/D:55/L:135	
			CV Joint	L; R	F	AT; MT	*	- ABS; 06/95->; made in UK	GS-3610	A:26/B:32/D:55/L:135
1.4 i (MA8, MB2)	55/75	09/95->02/01	CV Joint	L; R	F	AT; MT	*	50 06/95->; made in UK	GS-3611	A:26/B:32/D:55/L:135
			CV Joint			*		GS-3479	A:26/B:30/D:55/L:136,5	
			CV Joint	L; R	F	AT; MT	*	made in UK	GS-3610	A:26/B:32/D:55/L:135
1.5 16V (MB3)	84/114	01/97->02/01	CV Joint	L; R	F	AT; MT	*	50 made in UK	GS-3611	A:26/B:32/D:55/L:135
			CV Joint	L; R	F	AT; MT	*	50 made in UK	GS-3611	A:26/B:32/D:55/L:135
			CV Joint	R	F		*		GS-4366	A:25/B:30/D:35/L:151,5
1.5 i Vtec-E (MA9)	66/90	09/94->01/97	CV Joint			*	50	GS-3484	A:26/B:32/D:55/L:135	
			CV Joint	R	F		*		GS-4366	A:25/B:30/D:35/L:151,5
			CV Joint	L; R	F		*	50 GKN Prod.	GS-3611	A:26/B:32/D:55/L:135
1.6 i (MB1)	83/113	09/94->01/97	CV Joint			*	50	GS-3484	A:26/B:32/D:55/L:135	
			CV Joint	R	F		*		GS-4366	A:25/B:30/D:35/L:151,5
1.6 i Vtec (MB1)	93/126	09/94->01/97	CV Joint			*	50	GS-3484	A:26/B:32/D:55/L:135	
			CV Joint	R	F		*		GS-4366	A:25/B:30/D:35/L:151,5
1.6 VTi	118/160	01/97->02/01	CV Joint			*	50	GS-3433	A:26/B:30/D:55/L:135	
			CV Joint			*			GS-3479	A:26/B:30/D:55/L:136,5
CIVIC VI Hatchback (EJ, EK) 										
1.4 i (EJ9)	55/75	11/95->02/01	CV Joint			*	50	GS-3433	A:26/B:30/D:55/L:135	
			CV Joint		F	*	50 + ABS	GS-3608	A:26/B:28/D:55/L:130,5	
			CV Joint	L; R	F	AT; MT	*	made in UK	GS-3610	A:26/B:32/D:55/L:135
1.4 i S (EJ9)	66/90	11/95->02/01	CV Joint	L; R	F	AT; MT	*	50 made in UK	GS-3611	A:26/B:32/D:55/L:135
			CV Joint			*	50	GS-3433	A:26/B:30/D:55/L:135	
			CV Joint		F	*	50 + ABS	GS-3608	A:26/B:28/D:55/L:130,5	
1.5 i (EK3)	84/114	11/95->02/01	CV Joint	L; R	F	AT; MT	*	50 - ABS; made in UK	GS-3610	A:26/B:32/D:55/L:135
			CV Joint	L; R	F	AT; MT	*	50 made in UK	GS-3611	A:26/B:32/D:55/L:135
			CV Joint		F	*	50 + ABS	GS-3608	A:26/B:28/D:55/L:130,5	
1.6 i (EK1)	84/114	11/95->02/01	CV Joint	L; R	F	AT; MT	*	50 made in UK	GS-3611	A:26/B:32/D:55/L:135
			CV Joint	R	F		*		GS-4366	A:25/B:30/D:35/L:151,5
1.6 VTi (EK4)	118/160	11/95->02/01	CV Joint			*	50	GS-3433	A:26/B:30/D:55/L:135	
			CV Joint			*			GS-3479	A:26/B:30/D:55/L:136,5
			CV Joint			AT; MT	*	- ABS	GS-3478	A:26/B:30/D:55/D2:88,5/L:135

	kw/HP		Type	L/R	F/R	AT/MT			ABS			Technical Specification	
CIVIC VI Saloon [EJ, EK] 													
1.4 i (EJ9)	66/90	11/95->02/01	CV Joint				*		50		GS-3433	A:26/B:30/D:55/L:135	
			CV Joint		F		*		50	+ ABS	GS-3608	A:26/B:28/D:55/L:130,5	
			CV Joint	L; R	F	AT; MT	*			50	made in UK	GS-3610	A:26/B:32/D:55/L:135
			CV Joint	L; R	F	AT; MT	*			50	made in UK	GS-3611	A:26/B:32/D:55/L:135
1.5 i (EK3)	84/114	11/95->02/01	CV Joint		F		*		50	+ ABS	GS-3608	A:26/B:28/D:55/L:130,5	
			CV Joint	L; R	F	AT; MT	*		50	->09/00; made in UK	GS-3610	A:26/B:32/D:55/L:135	
			CV Joint	L; R	F	AT; MT	*			50	->09/00; made in UK	GS-3611	A:26/B:32/D:55/L:135
1.6 i Vtec	92/125	11/95->02/01	CV Joint		F		*		50	+ ABS; engine D16Y8	GS-3608	A:26/B:28/D:55/L:130,5	
			CV Joint				*			50		GS-3433	A:26/B:30/D:55/L:135
1.6 VTi (EK4)	118/160	11/95->02/01	CV Joint			AT; MT	*		50	- ABS	GS-3478	A:26/B:30/D:55/D2:88,5/L:135	
			CV Joint				*		50		GS-3479	A:26/B:30/D:55/L:136,5	
			CV Joint				*			50		GS-3479	A:26/B:30/D:55/L:136,5
CIVIC VII Hatchback [EU, EP, EV] 													
1.4 i	55/75	02/01->09/05	CV Joint		F		*		50		GS-3854	A:26/B:22/D:60/L:135	
1.4 iS (EP1)	66/90	02/01->09/05	CV Joint		F		*		50	+ ABS	GS-3854	A:26/B:22/D:60/L:135	
1.6 i	81/110	02/01->09/05	CV Joint		F		*		50	+ ABS	GS-3855	A:26/B:28/D:60/L:130,5	
CIVIC VIII Hatchback [FN, FK] 													
1.4	61/83	09/05->	CV Joint				*		50		GS-4024	A:26/B:30/D:58/L:138	
1.4	73/100	10/08->	CV Joint				*		50		GS-4024	A:26/B:30/D:58/L:138	
1.8	103/140	09/05->	CV Joint				*		50		GS-4024	A:26/B:30/D:58/L:138	
			CV Joint	R	F		*		50	trans.type MT	GS-4375	A:27/B:30/D:40/L:120,5	
Type R	148/201	09/06->	CV Joint				*		50		GS-3936	A:28/B:32/D:63/L:148	
CONCERTO (HW, MA) 													
1.6 16V	78/106	08/89->03/95	CV Joint		F	AT	*		50	- ABS	GS-3278	A:26/B:23/D:49/L:133,8	
			CV Joint		F		*			50	AU	GS-3430	A:26/B:32/D:49/L:135
1.6 i 16V	82/112	08/89->03/95	CV Joint		F	AT	*		50	- ABS	GS-3278	A:26/B:23/D:49/L:133,8	
			CV Joint		F		*			50	AU	GS-3430	A:26/B:32/D:49/L:135
1.6 i 16V	90/122	08/89->03/95	CV Joint		F	AT	*		50	- ABS	GS-3278	A:26/B:23/D:49/L:133,8	
			CV Joint		F		*			50	AU	GS-3430	A:26/B:32/D:49/L:135
CR-V I (RD) 													
2.0 16V (RD1, RD3)	108/147	01/99->02/02	CV Joint		F		*		50		GS-3473	A:28/B:32/D:60/L:147	
			CV Joint				*		50		GS-3479	A:26/B:30/D:55/L:136,5	
			CV Joint				*			50	+ ABS	GS-3582	A:28/B:32/D:64/L:150,5
			CV Joint	R	F		*			50		GS-3670	A:28/B:32/D:64/L:150,5
			CV Joint	R	F		*			50		GS-4770	A:27/B:32/D:40/L:152,5
2.0 16V 4WD (RD1, RD3)	94/128	10/95->12/01	CV Joint		F		*		50		GS-3473	A:28/B:32/D:60/L:147	
			CV Joint				*			50		GS-3479	A:26/B:30/D:55/L:136,5
			CV Joint				*			50	+ ABS	GS-3582	A:28/B:32/D:64/L:150,5
			CV Joint				*			50	+ ABS	GS-3670	A:28/B:32/D:64/L:150,5
			CV Joint	R	F		*			50	trans.type MT/AT	GS-4770	A:27/B:32/D:40/L:152,5
CR-V II (RD_) 													
2.0	110/150	09/01->09/06	CV Joint	R	F; R		*		50		GS-4369	A:27/B:32/D:40/L:120,5	
			CV Joint	L	F; R		*		50		GS-4776	A:27/B:32/D:40/L:155,5	

												
CR-V III (RE) 												
2.0 i 4WD	110/150	01/07->	CV Joint					*			GS-4730	A:30/B:32/D:68,1/L:147,5
2.2 i-DTEC 4WD	110/150	01/07->	CV Joint					*			GS-4909	A:28/B:20/D:55/L:143,5
CRX I (AF, AS) 												
1.6 i 16V (AS)	92/125	03/86->10/87	CV Joint		F			*			GS-3430	A:26/B:32/D:49/L:135
CRX II (ED, EE) 												
1.6 i 16V (ED9)	96/131	10/87->12/89	CV Joint		F			*			GS-3430	A:26/B:32/D:49/L:135
1.6 i 16V (ED9)	91/124	10/87->02/92	CV Joint		F			*			GS-3430	A:26/B:32/D:49/L:135
1.6 i 16V Vtec (EE8)	110/150	10/89->02/92	CV Joint		F			*			GS-3430	A:26/B:32/D:49/L:135
			CV Joint		F			*	50	+ABS	GS-3446	A:26/B:32/D:55/L:135
CRX III (EH, EG)												
1.6 ESi (EH6)	92/125	03/92->12/98	CV Joint					*	50		GS-3433	A:26/B:30/D:55/L:135
HR-V (GH) 												
1.6 16V	77/105	03/99->	CV Joint		F			*	50		GS-3762	A:26/B:30/D:60/L:135,5
			CV Joint					*			GS-4814	A:27/B:30/D:40/L:152,5
1.6 16V 4WD	77/105	03/99->	CV Joint		F			*	50		GS-3762	A:26/B:30/D:60/L:135,5
			CV Joint					*			GS-4814	A:27/B:30/D:40/L:152,5
1.6 16V 4WD	91/124	10/99->	CV Joint		F			*	50		GS-3762	A:26/B:30/D:60/L:135,5
			CV Joint					*			GS-4814	A:27/B:30/D:40/L:152,5
JAZZ II (GD) 												
1.2	57/78	03/02->07/08	CV Joint		F			*			GS-3889	A:26/B:28/D:52/L:135
1.3	61/83	03/02->07/08	CV Joint		F			*			GS-3889	A:26/B:28/D:52/L:135
PRELUDE III (BA) 												
2.0 (BA4)	84/114	08/87->01/92	CV Joint		F			*		-ABS	GS-3445	A:26/B:32/D:55/L:135
			CV Joint		F	AT; MT		*	50	+ABS	GS-3446	A:26/B:32/D:55/L:135
2.0 EX (BA4)	80/109	04/87->01/92	CV Joint		F			*	42	-ABS	GS-3807	A:25/B:23/D:55/L:160
2.0 i EX 16V	110/150	10/87->12/90	CV Joint		F			*		-ABS	GS-3445	A:26/B:32/D:55/L:135
			CV Joint		F	AT; MT		*	50	+ABS	GS-3446	A:26/B:32/D:55/L:135
2.0 i EX 16V (BA4)	103/140	04/90->01/92	CV Joint		F			*	50		GS-3473	A:28/B:32/D:60/L:147
2.0 i EX 16V (BA4) CAT	101/137	04/87->01/92	CV Joint		F			*		-ABS; USA	GS-3445	A:26/B:32/D:55/L:135
			CV Joint		F			*	50	+ABS; USA	GS-3446	A:26/B:32/D:55/L:135
PRELUDE IV (BB) 												
2.2 i 16V Vtec (BB1)	136/185	02/93->09/96	CV Joint		F			*	50		GS-3473	A:28/B:32/D:60/L:147
2.3 i 16V (BB2)	118/160	02/92->09/96	CV Joint		F			*	50		GS-3473	A:28/B:32/D:60/L:147
SHUTTLE (RA) 												
2.2 16V	110/150	10/94->02/98	CV Joint		F			*	50		GS-3473	A:28/B:32/D:60/L:147
			CV Joint					*			GS-3582	A:28/B:32/D:64/L:150,5
			CV Joint	L; R	F	AT; MT		*	50	03/95->	GS-3583	A:28/B:32/D:64/L:150,5
2.3 16V	110/150	10/97->06/04	CV Joint		F			*	50		GS-3473	A:28/B:32/D:60/L:147
STREAM (RN) 												
2.0 16V	115/156	05/01->	CV Joint					*			GS-4814	A:27/B:30/D:40/L:152,5



kW/HP



Type

L/R F/R

AT/MT



ABS



Technical Specification

HYUNDAI

ACCENT I (X-3)













1.3	44/60	10/94->01/00	CV Joint	L; R	F	MT	*	29	->08/99; ->12/96; 01/96->; MD Accent; MD Excel	GS-3554	A:25/B:22/D:50/L:153
1.3	55/75	10/94->01/00	CV Joint	L; R	F	MT	*	29	01/97->; MD Accent; MD Excel	GS-3554	A:25/B:22/D:50/L:153
1.3 i 12V	62/84	10/94->01/00	CV Joint	L; R	F		*	29	MD Accent; MD Excel; MD Pony	GS-3554	A:25/B:22/D:50/L:153













ACCENT II (LC)


















1.3	55/75	01/00->11/05	CV Joint	L; R	F	MT	*	29	07/01->; MD Accent; MD Excel	GS-3554	A:25/B:22/D:50/L:153
			CV Joint			AT	*	44	+ ABS	GS-3803	A:25/B:22/D:50/D2:79,5/L:153
			CV Joint				*			GS-3804	A:25/B:22/D:52,5/L:153
			CV Joint	R	F		*			GS-4379	A:25/B:22/D:35/L:141,5
1.3	63/86	01/00->11/05	CV Joint	L; R	F	MT	*	29	->02/03; 07/01->; MD Accent; MD Excel	GS-3554	A:25/B:22/D:50/L:153
			CV Joint			AT	*	44	+ ABS	GS-3803	A:25/B:22/D:50/D2:79,5/L:153
			CV Joint				*			GS-3804	A:25/B:22/D:52,5/L:153
			CV Joint	R	F		*			GS-4379	A:25/B:22/D:35/L:141,5
1.3	62/84	08/02->11/05	CV Joint			AT	*	44	+ ABS	GS-3803	A:25/B:22/D:50/D2:79,5/L:153
			CV Joint				*			GS-3804	A:25/B:22/D:52,5/L:153
			CV Joint	L; R	F	MT	*	29	07/01->; MD Accent; MD Excel	GS-3554	A:25/B:22/D:50/L:153
			CV Joint			AT	*	44	+ ABS	GS-3803	A:25/B:22/D:50/D2:79,5/L:153
1.5	66/90	01/00->11/05	CV Joint				*			GS-3804	A:25/B:22/D:52,5/L:153
			CV Joint				*	44		GS-3841	A:25/B:22/D:50/L:153
			CV Joint		F		*	44	trans.type AT	GS-4217	A:25/B:22/D:52,5/L:153
			CV Joint	R	F		*			GS-4379	A:25/B:22/D:35/L:141,5
			CV Joint				*	48		GS-4830	A:25/B:22/D:52,5/L:153
			CV Joint	L; R	F	MT	*	29	->02/03; 07/01->; MD Accent; MD Excel	GS-3554	A:25/B:22/D:50/L:153
1.5	75/102	09/00->11/05	CV Joint				*			GS-3804	A:25/B:22/D:52,5/L:153
			CV Joint				*	44		GS-3841	A:25/B:22/D:50/L:153
			CV Joint		F		*	44	trans.type AT	GS-4217	A:25/B:22/D:52,5/L:153
			CV Joint	R	F		*			GS-4379	A:25/B:22/D:35/L:141,5
1.5 CRDi	60/82	04/02->11/05	CV Joint				*	44		GS-3841	A:25/B:22/D:50/L:153
			CV Joint				*	48		GS-4830	A:25/B:22/D:52,5/L:153
1.6	77/105	12/02->11/05	CV Joint	L; R	F	MT	*	29	MD Accent; MD Excel	GS-3554	A:25/B:22/D:50/L:153
			CV Joint				*	44		GS-3841	A:25/B:22/D:50/L:153
			CV Joint		F		*	44	trans.type MT	GS-4217	A:25/B:22/D:52,5/L:153
			CV Joint				*	48		GS-4830	A:25/B:22/D:52,5/L:153










ACCENT II Saloon (LC)

1.3	55/75	01/00->11/05	CV Joint				*			GS-3804	A:25/B:22/D:52,5/L:153
			CV Joint	R	F		*			GS-4379	A:25/B:22/D:35/L:141,5
1.3	63/86	01/00->11/05	CV Joint	L; R	F	MT	*	29	->02/03; ->07/03; 07/01->; MD Accent; MD Accent Admire	GS-3554	A:25/B:22/D:50/L:153
			CV Joint				*			GS-3804	A:25/B:22/D:52,5/L:153
1.5	66/90	01/00->11/05	CV Joint	R	F		*			GS-4379	A:25/B:22/D:35/L:141,5
			CV Joint				*			GS-3804	A:25/B:22/D:52,5/L:153
			CV Joint	R	F		*			GS-4379	A:25/B:22/D:35/L:141,5

	kW/HP		Type	L/R	F/R	AT/MT			ABS			Technical Specification
1.5 CRDi	60/82	01/02->11/05	CV Joint				*		44		GS-3841	A:25/B:22/D:50/L:153
			CV Joint				*		48		GS-4830	A:25/B:22/D:52,5/L:153
1.6	77/105	12/02->11/05	CV Joint	L; R	F	MT	*		29	MD Accent	GS-3554	A:25/B:22/D:50/L:153
			CV Joint				*		44		GS-3841	A:25/B:22/D:50/L:153
			CV Joint		F		*		44	trans.type MT	GS-4217	A:25/B:22/D:52,5/L:153
			CV Joint				*		48		GS-4830	A:25/B:22/D:52,5/L:153
ACCENT III (MC) 												
1.4 GL	71/97	11/05->11/10	CV Joint				*		44		GS-3841	A:25/B:22/D:50/L:153
			CV Joint				*		48		GS-4830	A:25/B:22/D:52,5/L:153
1.5 CRDi GLS	81/110	11/05->11/10	CV Joint				*		44		GS-3841	A:25/B:22/D:50/L:153
			CV Joint				*		48		GS-4830	A:25/B:22/D:52,5/L:153
1.6 GLS	82/112	11/05->11/10	CV Joint				*		44		GS-3841	A:25/B:22/D:50/L:153
			CV Joint				*		48		GS-4830	A:25/B:22/D:52,5/L:153
ACCENT III Saloon (MC) 												
1.4 GL	71/97	11/05->11/10	CV Joint				*		44		GS-3841	A:25/B:22/D:50/L:153
			CV Joint				*		48		GS-4830	A:25/B:22/D:52,5/L:153
1.5 CRDi GLS	81/110	11/05->11/10	CV Joint				*		44		GS-3841	A:25/B:22/D:50/L:153
			CV Joint				*		48		GS-4830	A:25/B:22/D:52,5/L:153
1.6 GLS	82/112	11/05->11/10	CV Joint				*		44		GS-3841	A:25/B:22/D:50/L:153
			CV Joint				*		48		GS-4830	A:25/B:22/D:52,5/L:153
ACCENT Saloon (X-3) 												
1.3	44/60	10/94->01/00	CV Joint	L; R	F		*		29	->08/99	GS-3554	A:25/B:22/D:50/L:153
1.3	55/75	10/94->01/00	CV Joint	L; R	F	MT	*		29	->08/99; ->12/95; 01/95->; MD Accent; MD Excel	GS-3554	A:25/B:22/D:50/L:153
1.3 i 12V	62/84	10/94->01/00	CV Joint	L; R	F		*		29	->08/99; MD Accent; MD Excel; MD Pony	GS-3554	A:25/B:22/D:50/L:153
ATOS (MX) 												
1.0 i	40/54	02/98->03/02	CV Joint	L; R	F	AT; MT	*		38		GS-3694	A:25/B:19/D:50/L:147
			CV Joint	L; R	F	AT; MT	*		38		GS-3695	A:25/B:19/D:50/L:147
1.0 i	43/58	03/01->	CV Joint	L; R	F	AT; MT	*		38	->07/03	GS-3694	A:25/B:19/D:50/L:147
			CV Joint	L; R	F	AT; MT	*		38	->07/03	GS-3695	A:25/B:19/D:50/L:147
1.1	46/63	03/04->	CV Joint	L; R	F	MT	*		38	->02/08	GS-3694	A:25/B:19/D:50/L:147
1.1	43/58	08/03->05/05	CV Joint	L; R	F	AT; MT	*		38	MD Atos; MD Atos Prime	GS-3694	A:25/B:19/D:50/L:147
			CV Joint	L; R	F	AT; MT	*		38	MD Atos Prime	GS-3695	A:25/B:19/D:50/L:147
ATOS PRIME (MX) 												
1.0 i	43/58	03/01->	CV Joint	L; R	F	AT; MT	*		38	->12/03	GS-3694	A:25/B:19/D:50/L:147
			CV Joint	L; R	F	AT; MT	*		38	->12/03	GS-3695	A:25/B:19/D:50/L:147
1.0 i	40/54	08/99->	CV Joint	L; R	F	AT; MT	*		38	->07/02	GS-3694	A:25/B:19/D:50/L:147
			CV Joint	L; R	F	AT; MT	*		38	->07/02	GS-3695	A:25/B:19/D:50/L:147
1.1	43/59	06/03->	CV Joint	L; R	F	AT; MT	*		38	->01/07; MD Atos Prime	GS-3694	A:25/B:19/D:50/L:147
			CV Joint	L; R	F	AT; MT	*		38	->01/07; MD Atos Prime	GS-3695	A:25/B:19/D:50/L:147
1.1	46/63	09/05->	CV Joint	L; R	F		*		38	->08/08	GS-3694	A:25/B:19/D:50/L:147
COUPE (GK) 												
1.6 16V	77/105	03/02->08/09	CV Joint		F		*		44	+ ABS	GS-4829	A:25/B:23/D:50/L:156
1.6 16V	79/107	03/02->08/09	CV Joint		F		*		44	+ ABS	GS-4829	A:25/B:23/D:50/L:156

		kW/HP		Type	L/R	F/R	AT/MT			ABS			Technical Specification
ELANTRA (XD) 													
1.6		77/105	05/03->07/06	CV Joint		F		*		44	+ABS	GS-4829	A:25/B:23/D:50/L:156
1.6		79/107	06/00->07/06	CV Joint		F		*		44	+ABS	GS-4829	A:25/B:23/D:50/L:156
ELANTRA Saloon (XD) 													
1.6		77/105	05/03->07/06	CV Joint		F		*		44	+ABS	GS-4829	A:25/B:23/D:50/L:156
1.6		79/107	06/00->07/06	CV Joint		F		*		44	+ABS	GS-4829	A:25/B:23/D:50/L:156
GETZ (TB) 													
1.1		46/63	09/02->09/05	CV Joint		F		*		48	+ABS	GS-3930	A:25/B:19/D:52,5/L:147,5
				CV Joint	R	F		*		trans.type MT	GS-4379	A:25/B:22/D:35/L:141,5	
1.1		49/67	09/05->06/09	CV Joint		F		*		48	+ABS	GS-3930	A:25/B:19/D:52,5/L:147,5
				CV Joint	R	F		*		trans.type MT	GS-4379	A:25/B:22/D:35/L:141,5	
1.3		63/85	09/03->09/05	CV Joint		F		*		48	+ABS	GS-3919	A:25/B:22/D:52,5/L:153
				CV Joint		F		*		48	+ABS	GS-4218	A:25/B:22/D:52,5/L:153
				CV Joint	R	F		*		trans.type MT	GS-4379	A:25/B:22/D:35/L:141,5	
1.3 i		60/82	09/02->03/04	CV Joint		F		*		48	+ABS	GS-3919	A:25/B:22/D:52,5/L:153
				CV Joint	R	F		*		trans.type MT	GS-4379	A:25/B:22/D:35/L:141,5	
1.4 i		71/97	08/05->	CV Joint		F		*		48	+ABS	GS-3919	A:25/B:22/D:52,5/L:153
				CV Joint	R	F		*		trans.type MT	GS-4379	A:25/B:22/D:35/L:141,5	
1.5 CRDi		60/82	03/03->09/05	CV Joint		F		*		48	+ABS	GS-3918	A:25/B:23/D:50/L:158
1.5 CRDi		65/88	08/05->06/09	CV Joint		F		*		48		GS-3918	A:25/B:23/D:50/L:158
1.6		77/106	09/02->09/05	CV Joint		F		*		48	+ABS	GS-3919	A:25/B:22/D:52,5/L:153
				CV Joint		F		*		48		GS-4218	A:25/B:22/D:52,5/L:153
i30 (FD) 													
1.4		80/109	10/07->11/11	CV Joint		F	5MT	*		46		GS-4033	A:27/B:22/D:60/L:153
1.4		77/105	10/07->11/11	CV Joint		F	5MT	*		46		GS-4033	A:27/B:22/D:60/L:153
1.6		90/122	10/07->11/11	CV Joint		F	5MT	*		46		GS-4033	A:27/B:22/D:60/L:153
1.6		85/116	10/07->11/11	CV Joint		F	5MT	*		46		GS-4033	A:27/B:22/D:60/L:153
i30 CW (FD) 													
1.6		90/122	02/08->06/12	CV Joint		F	5MT	*		46		GS-4033	A:27/B:22/D:60/L:153
1.6		93/126	02/08->06/12	CV Joint		F	5MT	*		46		GS-4033	A:27/B:22/D:60/L:153
LANTRA I (J-1) 													
1.6 i.e. 16V		78/106	10/90->11/95	CV Joint				*				GS-3287	A:25/B:30/D:50/L:151,5
				CV Joint		F	MT	*			GS-3289	A:25/B:23/D:50/L:158	
				CV Joint				*			GS-3555	A:25/B:23/D:50/L:156	
				CV Joint				*		44	GS-3556	A:25/B:23/D:50/L:158	
1.6 i.e. 16V		84/114	10/90->11/95	CV Joint				*				GS-3287	A:25/B:30/D:50/L:151,5
				CV Joint		F	MT	*			GS-3289	A:25/B:23/D:50/L:158	
				CV Joint				*			GS-3555	A:25/B:23/D:50/L:156	
1.8 i.e. 16V		93/127	10/90->11/95	CV Joint				*		44		GS-3556	A:25/B:23/D:50/L:158
				CV Joint	L	F		*			GS-3285	A:25/B:23/D:50/L:155	
				CV Joint				*			GS-3287	A:25/B:30/D:50/L:151,5	
				CV Joint	L	F		*			GS-3289	A:25/B:23/D:50/L:158	
				CV Joint	R	F		*			GS-3290	A:25/B:25/D:50/L:159,5	

												Technical Specification
LANTRA II (J-2) 												
1.5 12V	65/88	12/96->09/00	CV Joint	F			*		number of teeth, ABS ring 42		GS-3286	A:25/B:30/D:50/L:155,5
			CV Joint				*				GS-3287	A:25/B:30/D:50/L:151,5
1.6 16V	84/114	11/95->09/00	CV Joint				*				GS-3555	A:25/B:23/D:50/L:156
			CV Joint				*	44			GS-3556	A:25/B:23/D:50/L:158
			CV Joint	F	MT		*	44			GS-3615	A:25/B:25/D:50/L:159,5
1.6 i	66/90	11/95->09/00	CV Joint				*				GS-3287	A:25/B:30/D:50/L:151,5
			CV Joint				*				GS-3555	A:25/B:23/D:50/L:156
			CV Joint				*	44			GS-3556	A:25/B:23/D:50/L:158
			CV Joint	L; R	F	AT; MT	*		- ABS; ->05/00		GS-3614	A:25/B:30/D:50/L:154
			CV Joint	F			*	44			GS-3615	A:25/B:25/D:50/L:159,5
LANTRA II Wagon (J-2) 												
1.5 12V	65/88	04/97->10/00	CV Joint				*				GS-3287	A:25/B:30/D:50/L:151,5
			CV Joint				*				GS-3555	A:25/B:23/D:50/L:156
			CV Joint				*	44			GS-3556	A:25/B:23/D:50/L:158
1.6 16V	84/114	02/96->10/00	CV Joint				*				GS-3287	A:25/B:30/D:50/L:151,5
			CV Joint				*				GS-3555	A:25/B:23/D:50/L:156
			CV Joint				*	44			GS-3556	A:25/B:23/D:50/L:158
			CV Joint	F			*	44	+ ABS		GS-3615	A:25/B:25/D:50/L:159,5
1.6 i	66/90	02/96->10/00	CV Joint				*				GS-3287	A:25/B:30/D:50/L:151,5
			CV Joint				*				GS-3555	A:25/B:23/D:50/L:156
			CV Joint				*	44			GS-3556	A:25/B:23/D:50/L:158
			CV Joint	L; R	F	AT; MT	*		- ABS; ->05/00		GS-3614	A:25/B:30/D:50/L:154
MATRIX (FC) 												
1.5 CRDi	60/82	10/01->08/10	CV Joint				*	44			GS-3888	A:25/B:23/D:50/L:158
1.5 CRDi	75/102	12/04->08/10	CV Joint	F			*	44	+ ABS		GS-4731	A:25/B:25/D:50/L:159,5
1.6	76/103	06/01->08/10	CV Joint				*	44	+ ABS		GS-3613	A:25/B:30/D:50/L:156
NF V (NF) 												
2.0 CRDi	103/140	02/06->12/10	CV Joint				*	47			GS-4826	A:27/B:25/D:62,2/L:155
2.0 CRDi	100/136	02/06->12/10	CV Joint				*	47			GS-4826	A:27/B:25/D:62,2/L:155
2.0 CRDi	110/150	03/09->12/10	CV Joint				*	47			GS-4826	A:27/B:25/D:62,2/L:155
PONY Saloon (X-1) 												
1.5	53/72	10/85->09/89	CV Joint				*				GS-3284	A:25/B:22/D:50/L:153
S COUPE (SLC) 												
1.5 i	65/88	04/92->05/96	CV Joint				*	44			GS-3556	A:25/B:23/D:50/L:158
1.5 i Turbo	85/116	04/91->05/96	CV Joint	L	F		*				GS-3285	A:25/B:23/D:50/L:155
			CV Joint				*	44			GS-3556	A:25/B:23/D:50/L:158
SANTA FÉ I (SM) 												
2.0 CRDi	83/113	08/01->03/06	CV Joint	F			*	52	+ ABS		GS-3840	A:27/B:26/D:60/L:164
2.0 CRDi 4x4	83/113	04/01->03/06	CV Joint	F			*	52	+ ABS		GS-3840	A:27/B:26/D:60/L:164
2.0 CRDi 4x4	92/125	08/03->03/06	CV Joint	F			*	52	+ ABS		GS-3840	A:27/B:26/D:60/L:164
2.4 16V	100/136	02/01->03/06	CV Joint				*	47			GS-3725	A:27/B:25/D:60/L:158,5
2.4 16V	107/146	02/01->03/06	CV Joint				*	47			GS-3725	A:27/B:25/D:60/L:158,5

	kW/HP		Type	L/R	F/R	AT/MT			ABS			Technical Specification
2.4 16V 4x4	100/136	02/01->03/06	CV Joint				*		47		GS-3725	A:27/B:25/D:60/L:158,5
2.4 16V 4x4	107/146	02/01->03/06	CV Joint				*		47		GS-3725	A:27/B:25/D:60/L:158,5
2.7	129/175	08/04->03/06	CV Joint					*	52		GS-4779	A:28/B:35/D:42/L:125
2.7 V6 4x4	127/173	02/01->03/06	CV Joint				*		47		GS-4827	A:30/B:36/D:73/L:164,5
SANTA FÉ II (CM) 												
2.2 CRDi	145/197	01/09->	CV Joint					*			GS-4779	A:28/B:35/D:42/L:125
			CV Joint				*		52		GS-4827	A:30/B:36/D:73/L:164,5
2.2 CRDi	102/139	03/06->	CV Joint					*			GS-4779	A:28/B:35/D:42/L:125
			CV Joint				*		52		GS-4827	A:30/B:36/D:73/L:164,5
2.2 CRDi	114/155	03/06->	CV Joint					*			GS-4779	A:28/B:35/D:42/L:125
			CV Joint				*		52		GS-4827	A:30/B:36/D:73/L:164,5
2.2 CRDi 4x4	145/197	01/09->	CV Joint					*			GS-4779	A:28/B:35/D:42/L:125
			CV Joint				*		52		GS-4827	A:30/B:36/D:73/L:164,5
2.2 CRDi 4x4	102/139	03/06->	CV Joint					*			GS-4779	A:28/B:35/D:42/L:125
			CV Joint				*		52		GS-4827	A:30/B:36/D:73/L:164,5
2.2 CRDi 4x4	114/155	03/06->	CV Joint					*			GS-4779	A:28/B:35/D:42/L:125
			CV Joint				*		52		GS-4827	A:30/B:36/D:73/L:164,5
2.2 CRDi GLS	110/150	03/06->	CV Joint					*			GS-4779	A:28/B:35/D:42/L:125
			CV Joint				*		52		GS-4827	A:30/B:36/D:73/L:164,5
2.2 CRDi GLS 4x4	110/150	03/06->	CV Joint					*			GS-4779	A:28/B:35/D:42/L:125
			CV Joint				*		52		GS-4827	A:30/B:36/D:73/L:164,5
2.4	128/174	11/10->	CV Joint					*			GS-4779	A:28/B:35/D:42/L:125
			CV Joint					*			GS-4779	A:28/B:35/D:42/L:125
2.7	125/170	03/06->	CV Joint		F; R		*		52		GS-4827	A:30/B:36/D:73/L:164,5
			CV Joint					*			GS-4779	A:28/B:35/D:42/L:125
2.7 4x4	125/170	03/06->	CV Joint		F; R		*		52		GS-4827	A:30/B:36/D:73/L:164,5
			CV Joint					*			GS-4779	A:28/B:35/D:42/L:125
2.7 V6 GLS	139/189	03/06->	CV Joint		F; R		*		52		GS-4827	A:30/B:36/D:73/L:164,5
			CV Joint					*			GS-4779	A:28/B:35/D:42/L:125
2.7 V6 GLS 4x4	139/189	03/06->	CV Joint		F; R		*		52		GS-4827	A:30/B:36/D:73/L:164,5
			CV Joint					*			GS-4779	A:28/B:35/D:42/L:125
SONATA II (Y-2) 												
1.8 i	70/95	09/88->10/93	CV Joint	L	F		*				GS-3285	A:25/B:23/D:50/L:155
			CV Joint	L	F		*				GS-3289	A:25/B:23/D:50/L:158
			CV Joint	R	F		*				GS-3290	A:25/B:25/D:50/L:159,5
2.0 i	80/109	01/91->10/93	CV Joint	L	F		*				GS-3289	A:25/B:23/D:50/L:158
			CV Joint	R	F		*				GS-3290	A:25/B:25/D:50/L:159,5
			CV Joint	L	F		*				GS-3285	A:25/B:23/D:50/L:155
2.0 i	74/101	09/88->08/91	CV Joint	L	F		*				GS-3289	A:25/B:23/D:50/L:158
			CV Joint	R	F		*				GS-3290	A:25/B:25/D:50/L:159,5
SONATA IV (EF) 												
2.0 16V	100/136	06/98->10/01	CV Joint				*		47		GS-3725	A:27/B:25/D:60/L:158,5
			CV Joint				*			- ABS	GS-3726	A:27/B:25/D:60/L:160,5
2.0 16V	96/131	10/01->11/04	CV Joint				*		47		GS-3725	A:27/B:25/D:60/L:158,5
			CV Joint				*			- ABS	GS-3726	A:27/B:25/D:60/L:160,5



kW/HP



Type

L/R F/R

AT/MT



ABS



Technical Specification

TRAJET (FO)

2.0	103/140	01/04->07/08	CV Joint			*	47	GS-3725	A:27/B:25/D:60/L:158,5	
2.0	100/136	03/00->07/08	CV Joint			*	47	GS-3725	A:27/B:25/D:60/L:158,5	
			CV Joint	R	F	*		trans.type MT	GS-4376	A:27/B:25/D:41/L:155,3
2.0 CRDi	83/113	04/01->07/08	CV Joint			*	47	GS-3875	A:27/B:26/D:60/L:164	
			CV Joint	R	F	*		trans.type MT	GS-4376	A:27/B:25/D:41/L:155,3
2.7 V6	127/173	09/00->07/08	CV Joint			*	47	GS-3725	A:27/B:25/D:60/L:158,5	
			CV Joint	R	F	*		trans.type MT	GS-4376	A:27/B:25/D:41/L:155,3

TUCSON (JM)

2.0	104/141	08/04->03/10	CV Joint			*	48	GS-3995	A:27/B:25/D:61,9/L:156
2.0 All-wheel Drive	104/141	08/04->03/10	CV Joint			*	48	GS-3995	A:27/B:25/D:61,9/L:156

INFINITI

QX4

3.3	125/170	01/97->	CV Joint			*		GS-3651	A:28/B:27/D:50/L:221
-----	---------	---------	----------	--	--	---	--	---------	----------------------

ISUZU

TROOPER (UB)

3.2	130/177	08/91->07/98	CV Joint			*		GS-3963	A:17/B:33/D:53/L:213,5
-----	---------	--------------	----------	--	--	---	--	---------	------------------------

TROOPER (UBS)

2.8 TD (UBS55)	71/97	10/87->12/91	CV Joint	F		*		GS-3543	A:17/B:26/D:53/L:214,5
2.8 TD (UBS55)	78/106	10/88->12/91	CV Joint	F		*		GS-3543	A:17/B:26/D:53/L:214,5

TROOPER Open Off-Road Vehicle (UBS)

2.6 i (UBS17)	85/116	10/87->12/91	CV Joint	F		*		GS-3543	A:17/B:26/D:53/L:214,5
---------------	--------	--------------	----------	---	--	---	--	---------	------------------------



KW/HP



Type

L/R F/R

AT/MT



ABS



Technical Specification

JEEP

CHEROKEE (XJ)

2.5	89/121	10/95->09/01	CV Joint		*	54	GS-3553	A:27/B:32/D:60/L:180
2.5 i 4x4	87/118	10/84->09/01	CV Joint		*	54	GS-3553	A:27/B:32/D:60/L:180
2.5 i 4x4	90/122	12/91->09/01	CV Joint		*	54	GS-3553	A:27/B:32/D:60/L:180
2.5 TD	85/116	01/88->09/01	CV Joint		*	54	GS-3553	A:27/B:32/D:60/L:180
4.0 i	136/185	01/88->09/01	CV Joint		*	54	GS-3553	A:27/B:32/D:60/L:180
4.0 i	135/184	02/99->09/01	CV Joint		*	54	GS-3553	A:27/B:32/D:60/L:180
4.0 i	127/173	07/98->09/01	CV Joint		*	54	GS-3553	A:27/B:32/D:60/L:180
4.0 i	135/184	12/91->09/01	CV Joint		*	54	GS-3553	A:27/B:32/D:60/L:180
4.0 i 4x4	131/178	01/95->09/01	CV Joint		*	54	GS-3553	A:27/B:32/D:60/L:180

COMPASS (MK49)

2.0	115/156	05/11->	CV Joint	F; R	*		GS-4605	A:28/B:33/D:59,5/L:156,5
			CV Joint	L F; R	*		GS-4876	A:27/B:33/D:40/L:161
2.4	125/170	08/06->	CV Joint	F; R	*		GS-4605	A:28/B:33/D:59,5/L:156,5
			CV Joint	L F; R	*		GS-4876	A:27/B:33/D:40/L:161
2.4 4x4	125/170	09/06->	CV Joint	F; R	*		GS-4605	A:28/B:33/D:59,5/L:156,5
			CV Joint	L F; R	*		GS-4876	A:27/B:33/D:40/L:161

GRAND CHEROKEE I (ZJ)

2.5 TD 4x4 (Z)	85/115	10/95->04/99	CV Joint		*	54	GS-3553	A:27/B:32/D:60/L:180
2.5 TD Laredo	85/116	10/96->09/98	CV Joint		*	54	GS-3553	A:27/B:32/D:60/L:180
4.0 i 4x4 (Z)	130/177	10/95->04/99	CV Joint		*	54	GS-3553	A:27/B:32/D:60/L:180
4.0 i 4x4 (ZJ)	132/180	09/91->04/99	CV Joint		*	54	GS-3553	A:27/B:32/D:60/L:180
4.0 i 4x4 (ZJ)	135/184	09/91->04/99	CV Joint		*	54	GS-3553	A:27/B:32/D:60/L:180
4.0 Laredo	131/178	10/96->09/98	CV Joint		*	54	GS-3553	A:27/B:32/D:60/L:180

GRAND CHEROKEE II (WJ, WG)

3.1 TD 4x4	103/140	04/99->12/01	CV Joint		*	48	GS-3738	A:27/B:32/D:65,4/L:178
4.0 4x4	140/190	04/99->09/05	CV Joint		*	54	GS-3553	A:27/B:32/D:60/L:180
			CV Joint		*	48	GS-3738	A:27/B:32/D:65,4/L:178
4.7 V8 4x4	162/220	04/99->08/00	CV Joint		*	48	GS-3738	A:27/B:32/D:65,4/L:178
4.7 V8 4x4	164/223	04/99->09/05	CV Joint		*	48	GS-3738	A:27/B:32/D:65,4/L:178
4.7 V8 4x4	167/227	06/03->09/05	CV Joint		*	48	GS-3738	A:27/B:32/D:65,4/L:178
4.7 V8 4x4	190/258	10/01->09/05	CV Joint		*	48	GS-3738	A:27/B:32/D:65,4/L:178

GRAND CHEROKEE III (WH, WK)

4.7 V8 4x4	170/231	06/05->12/10	CV Joint		*	48	GS-3738	A:27/B:32/D:65,4/L:178
------------	---------	--------------	----------	--	---	----	---------	------------------------

WRANGLER I (YJ, SJ_)

2.5	76/103	01/88->12/91	CV Joint		*	54	GS-3553	A:27/B:32/D:60/L:180
2.5	89/121	12/91->08/96	CV Joint		*	54	GS-3553	A:27/B:32/D:60/L:180
4.0	131/178	12/91->08/96	CV Joint		*	54	GS-3553	A:27/B:32/D:60/L:180



KW/HP



Type

L/R F/R

AT/MT



ABS



Technical Specification

WRANGLER II (TJ)

2.5	87/118	08/96->04/07	CV Joint				*	54		GS-3553	A:27/B:32/D:60/L:180
4.0	124/169	06/98->04/07	CV Joint				*	54		GS-3553	A:27/B:32/D:60/L:180
4.0	130/177	08/96->04/07	CV Joint				*	54		GS-3553	A:27/B:32/D:60/L:180

KIA

CARENS II (FJ)

1.6	77/105	07/02->	CV Joint				*	46		GS-3649	A:28/B:24/D:56/L:150
1.8	93/126	07/02->	CV Joint				*	46		GS-3649	A:28/B:24/D:56/L:150

CARNIVAL I (UP)

2.5 V6	121/165	08/99->10/01	CV Joint	F	MT		*			GS-3787	A:28/B:26/D:56/L:168,5
2.9 TD	93/126	08/99->10/01	CV Joint	F	MT		*			GS-3787	A:28/B:26/D:56/L:168,5

CARNIVAL II (GQ)

2.5 V6	110/150	10/01->	CV Joint	F	MT		*			GS-3787	A:28/B:26/D:56/L:168,5
2.9 CRDi	106/144	10/01->	CV Joint	F	MT		*			GS-3787	A:28/B:26/D:56/L:168,5

CEE'D Hatchback (ED)

1.4	77/105	12/06->12/12	CV Joint	L	F		*			GS-4778	A:25/B:22/D:41/L:161
1.4	80/109	12/06->12/12	CV Joint		F	5MT	*	46	engine G4FA	GS-4033	A:27/B:22/D:60/L:153
			CV Joint	L	F		*			GS-4778	A:25/B:22/D:41/L:161
1.6	93/126	02/08->12/12	CV Joint		F		*	46	engine G4FC	GS-4033	A:27/B:22/D:60/L:153
			CV Joint	L	F		*			GS-4778	A:25/B:22/D:41/L:161
1.6	85/115	09/07->12/12	CV Joint	L	F		*			GS-4778	A:25/B:22/D:41/L:161
1.6	90/122	12/06->12/12	CV Joint		F		*	46	engine G4FC	GS-4033	A:27/B:22/D:60/L:153
			CV Joint	L	F		*			GS-4778	A:25/B:22/D:41/L:161
2.0	105/143	12/06->12/12	CV Joint	L	F		*			GS-4778	A:25/B:22/D:41/L:161

CEE'D SW (ED)















1.4	80/109	09/07->12/12	CV Joint		F	5MT	*	46	engine G4FA	GS-4033	A:27/B:22/D:60/L:153
1.6	90/122	09/07->12/12	CV Joint		F		*	46	engine G4FC	GS-4033	A:27/B:22/D:60/L:153
1.6	93/126	09/07->12/12	CV Joint		F		*	46	engine G4FC	GS-4033	A:27/B:22/D:60/L:153















CERATO (LD)











1.6	77/105	07/04->	CV Joint		F		*	44		GS-3841	A:25/B:22/D:50/L:153
			CV Joint				*	48		GS-4830	A:25/B:22/D:52,5/L:153

CLARUS (K9A)

1.8 i 16V	85/116	07/96->	CV Joint		F	MT	*		- ABS	GS-3648	A:28/B:24/D:56/L:150
			CV Joint				*	46		GS-3649	A:28/B:24/D:56/L:150

	kW/HP		Type	L/R	F/R	AT/MT			ABS			Technical Specification	
2.0 i 16V	98/133	07/96->	CV Joint		F	MT	*		- ABS		GS-3648	A:28/B:24/D:56/L:150	
			CV Joint				*		46		GS-3649	A:28/B:24/D:56/L:150	
CLARUS Estate (GC) 													
1.8 i 16V	85/116	05/98->	CV Joint		F	MT	*		- ABS		GS-3648	A:28/B:24/D:56/L:150	
			CV Joint				*		46		GS-3649	A:28/B:24/D:56/L:150	
2.0 i 16V	98/133	05/98->	CV Joint		F	MT	*		- ABS		GS-3648	A:28/B:24/D:56/L:150	
			CV Joint				*		46		GS-3649	A:28/B:24/D:56/L:150	
MAGENTIS (GD) 													
2.0	100/136	05/01->	CV Joint				*		46		GS-3649	A:28/B:24/D:56/L:150	
			CV Joint				*		47		GS-3725	A:27/B:25/D:60/L:158,5	
			CV Joint	R	F		*			trans.type MT		GS-4376	A:27/B:25/D:41/L:155,3
2.5 V6	124/169	05/01->	CV Joint	R	F		*		trans.type MT		GS-4376	A:27/B:25/D:41/L:155,3	
PICANTO (BA) 													
1.0	45/61	04/04->	CV Joint		F		*		48	+ ABS		GS-3992	A:24/B:20/D:52,5/L:136,5
			CV Joint		F		*			trans.type MT		GS-4861	A:25/B:20/D:35/L:137
			CV Joint	L	F		*			48	trans.type MT		GS-4940
1.1	48/65	04/04->	CV Joint		F		*		48	+ ABS		GS-3992	A:24/B:20/D:52,5/L:136,5
			CV Joint		F		*			trans.type MT		GS-4861	A:25/B:20/D:35/L:137
			CV Joint	L	F		*			48	trans.type MT		GS-4940
1.1 CRDi	55/75	11/05->	CV Joint		F		*		48	+ ABS		GS-4023	A:24/B:21/D:52,5/L:141
PRIDE (DA) 													
1.1 i	38/52	01/91->	CV Joint			MT	*				GS-3364	A:24/B:19/D:52/L:136,5	
1.3 16V	44/60	01/90->	CV Joint			MT	*				GS-3364	A:24/B:19/D:52/L:136,5	
1.3 16V	47/64	10/96->	CV Joint			MT	*				GS-3364	A:24/B:19/D:52/L:136,5	
1.3 i	51/69	01/90->	CV Joint			MT	*				GS-3364	A:24/B:19/D:52/L:136,5	
PRIDE Estate 													
1.3	47/64	08/99->	CV Joint			MT	*				GS-3364	A:24/B:19/D:52/L:136,5	
RETONA (CE) 													
2.0 16V	94/128	05/00->	CV Joint				*				GS-3567	A:26/B:24/D:65/L:184	
2.0 TD	61/83	06/99->	CV Joint				*				GS-3567	A:26/B:24/D:65/L:184	
RIO Estate (DC) 													
1.3	60/82	08/00->02/05	CV Joint		F	AT; MT	*				GS-3821	A:24/B:21/D:52/L:141	
1.3	55/75	08/00->02/05	CV Joint		F	AT; MT	*				GS-3821	A:24/B:21/D:52/L:141	
1.5 16V	72/98	08/00->02/05	CV Joint		F	AT	*			05/01->	GS-3821	A:24/B:21/D:52/L:141	
			CV Joint		F	MT	*				GS-3861	A:24/B:22/D:52/L:144,5	
RIO II (JB) 													
1.4 16V	71/97	03/05->	CV Joint	L	F	MT	*				GS-3821	A:24/B:21/D:52/L:141	
			CV Joint				*		44		GS-3841	A:25/B:22/D:50/L:153	
			CV Joint				*		48		GS-4830	A:25/B:22/D:52,5/L:153	
1.5 CRDi	81/110	03/05->	CV Joint				*		44		GS-3841	A:25/B:22/D:50/L:153	
			CV Joint				*		48	+ ABS	GS-4013	A:25/B:24/D:50/L:158	

	kW/HP		Type	L/R	F/R	AT/MT			ABS			Technical Specification
1.6 CWT	82/112	03/05->	CV Joint	L	F	MT	*				GS-3821	A:24/B:21/D:52/L:141
			CV Joint				*	44			GS-3841	A:25/B:22/D:50/L:153
			CV Joint				*	48			GS-4830	A:25/B:22/D:52,5/L:153
RIO II Saloon [JB] 												
1.4 16V	71/97	03/05->	CV Joint	L	F	MT	*				GS-3821	A:24/B:21/D:52/L:141
			CV Joint				*	44			GS-3841	A:25/B:22/D:50/L:153
			CV Joint				*	48			GS-4830	A:25/B:22/D:52,5/L:153
1.5 CRDi	81/110	03/05->	CV Joint				*	44			GS-3841	A:25/B:22/D:50/L:153
			CV Joint				*	48	+ABS		GS-4013	A:25/B:24/D:50/L:158
1.6 16V	82/112	03/05->	CV Joint	L	F	MT	*				GS-3821	A:24/B:21/D:52/L:141
RIO Saloon [DC] 												
1.3	55/75	09/00->02/05	CV Joint		F	AT; MT	*				GS-3821	A:24/B:21/D:52/L:141
1.5 16V	72/98	09/00->02/05	CV Joint		F	AT	*		05/01->		GS-3821	A:24/B:21/D:52/L:141
			CV Joint		F	MT	*				GS-3861	A:24/B:22/D:52/L:144,5
SEPHIA [FA] 												
1.5 i	59/80	02/96->10/97	CV Joint				*	44			GS-3359	A:26/B:22/D:56/L:153
			CV Joint		F		*				GS-3566	A:26/B:22/D:56/L:149
1.6 i	59/80	01/95->10/97	CV Joint				*	44			GS-3359	A:26/B:22/D:56/L:153
			CV Joint		F		*				GS-3566	A:26/B:22/D:56/L:149
1.8 i 16V	82/112	01/95->10/97	CV Joint				*	44			GS-3359	A:26/B:22/D:56/L:153
			CV Joint		F	MT	*				GS-3566	A:26/B:22/D:56/L:149
SEPHIA Saloon [FA] 												
1.5 i	59/80	02/96->10/97	CV Joint				*	44			GS-3359	A:26/B:22/D:56/L:153
			CV Joint		F		*				GS-3566	A:26/B:22/D:56/L:149
1.6 i	59/80	09/93->10/97	CV Joint				*	44			GS-3359	A:26/B:22/D:56/L:153
			CV Joint		F		*				GS-3566	A:26/B:22/D:56/L:149
1.8 i 16V	82/112	01/95->10/97	CV Joint				*	44			GS-3359	A:26/B:22/D:56/L:153
			CV Joint		F	MT	*				GS-3566	A:26/B:22/D:56/L:149
SHUMA [FB] 												
1.5 i 16V	65/88	10/97->03/01	CV Joint				*				GS-3722	A:26/B:22/D:56/L:148
			CV Joint				*				GS-4407	A:26/B:22/D:35/L:158,7
1.8 i 16V	81/110	10/97->03/01	CV Joint				*				GS-3722	A:26/B:22/D:56/L:148
SHUMA II [FB] 												
1.6	75/101	05/01->08/04	CV Joint				*				GS-3722	A:26/B:22/D:56/L:148
			CV Joint				*				GS-4407	A:26/B:22/D:35/L:158,7
1.8	84/114	04/03->08/04	CV Joint				*				GS-3722	A:26/B:22/D:56/L:148
SHUMA II Saloon [FB] 												
1.6	75/101	05/01->05/04	CV Joint				*				GS-3722	A:26/B:22/D:56/L:148
SHUMA Saloon [FB] 												
1.5	59/80	03/96->12/98	CV Joint				*				GS-3722	A:26/B:22/D:56/L:148
1.5 i 16V	65/88	10/97->10/01	CV Joint				*				GS-3722	A:26/B:22/D:56/L:148
SORENTO I [JC] 												
2.4	102/139	08/02->	CV Joint				*				GS-3925	A:28/B:25/D:56/L:165

	kW/HP		Type	L/R	F/R	AT/MT			ABS			Technical Specification
2.5 CRDi	103/140	08/02->	CV Joint				*				GS-3925	A:28/B:25/D:56/L:165
			CV Joint					*			GS-4787	A:30/B:25/D:38/L:185,5
2.5 CRDi	125/170	12/06->	CV Joint				*				GS-3925	A:28/B:25/D:56/L:165
			CV Joint				*				GS-3925	A:28/B:25/D:56/L:165
3.5 V6 4WD	143/194	08/02->	CV Joint				*				GS-3925	A:28/B:25/D:56/L:165
			CV Joint					*			GS-4787	A:30/B:25/D:38/L:185,5
SORENTO II (XM) 												
2.0 CRDi	110/150	11/10->	CV Joint				*		52		GS-4827	A:30/B:36/D:73/L:164,5
2.0 CRDi 4WD	110/150	11/10->	CV Joint				*		52		GS-4827	A:30/B:36/D:73/L:164,5
2.2 CRDi	145/197	11/09->	CV Joint				*		52		GS-4827	A:30/B:36/D:73/L:164,5
2.2 CRDi 4WD	145/197	11/09->	CV Joint				*		52		GS-4827	A:30/B:36/D:73/L:164,5
SPECTRA Saloon (LD) 												
1.6	77/105	04/04->	CV Joint		F		*		44		GS-3841	A:25/B:22/D:50/L:153
			CV Joint				*		48		GS-4830	A:25/B:22/D:52,5/L:153
1.6	90/122	05/06->	CV Joint				*		48		GS-4830	A:25/B:22/D:52,5/L:153
SPORTAGE (JE_, KM_) 												
2.0 CRDi	110/150	09/08->	CV Joint		F		*		48		GS-4834	A:27/B:24/D:62,1/L:158
2.0 CRDi 4WD	110/150	09/08->	CV Joint		F		*		48		GS-4834	A:27/B:24/D:62,1/L:158
SPORTAGE (K00) 												
2.0 4WD	87/118	10/00->08/03	CV Joint				*				GS-3567	A:26/B:24/D:65/L:184
2.0 i 16V 4WD	94/128	04/94->08/03	CV Joint				*				GS-3567	A:26/B:24/D:65/L:184
2.0 i 4WD	70/95	04/94->08/99	CV Joint				*				GS-3567	A:26/B:24/D:65/L:184
2.0 TD 4WD	61/83	10/97->08/03	CV Joint				*				GS-3567	A:26/B:24/D:65/L:184











LADA

110

1.5	54/73	01/95->	CV Joint		F		*				GS-3263	A:22/B:22/D:50/L:130,5
1.5	57/78	01/95->	CV Joint		F		*				GS-3263	A:22/B:22/D:50/L:130,5
1.5	56/76	10/00->	CV Joint		F		*				GS-3263	A:22/B:22/D:50/L:130,5
1.5 16V	70/95	01/95->	CV Joint		F		*				GS-3263	A:22/B:22/D:50/L:130,5
1.5 16V	67/91	10/00->	CV Joint		F		*				GS-3263	A:22/B:22/D:50/L:130,5
2.0 i	110/150	08/96->	CV Joint		F		*				GS-3263	A:22/B:22/D:50/L:130,5
Wankel	88/120	06/97->	CV Joint		F		*				GS-3263	A:22/B:22/D:50/L:130,5

111

1.5	57/78	01/96->	CV Joint		F		*				GS-3263	A:22/B:22/D:50/L:130,5
1.5	56/76	10/00->	CV Joint		F		*				GS-3263	A:22/B:22/D:50/L:130,5

	kW/HP		Type	L/R	F/R	AT/MT			ABS			Technical Specification
1.5 16V	70/95	01/95->	CV Joint		F				*		GS-3263	A:22/B:22/D:50/L:130,5
1.5 16V	67/91	10/00->	CV Joint		F				*		GS-3263	A:22/B:22/D:50/L:130,5
112 												
1.5	54/73	01/95->	CV Joint		F				*		GS-3263	A:22/B:22/D:50/L:130,5
1.5	57/78	01/95->	CV Joint		F				*		GS-3263	A:22/B:22/D:50/L:130,5
1.5	56/76	10/00->	CV Joint		F				*		GS-3263	A:22/B:22/D:50/L:130,5
1.5 16V	70/95	01/95->	CV Joint		F				*		GS-3263	A:22/B:22/D:50/L:130,5
1.5 16V	67/91	10/00->	CV Joint		F				*		GS-3263	A:22/B:22/D:50/L:130,5
NIVA [2121] 												
1600	56/76	04/80->12/87	CV Joint						*		GS-3264	A:22/B:22/D:40/L:209,5
1600	56/76	12/76->05/87	CV Joint	L	F	MT			*		GS-3264	A:22/B:22/D:40/L:209,5
SAMARA [2108, 2109, 2115] 												
1.5	57/78	04/96->	CV Joint		F				*		GS-3263	A:22/B:22/D:50/L:130,5
1100	39/53	02/88->12/94	CV Joint		F				*		GS-3262	A:24/B:22/D:35/L:157,8
			CV Joint		F			*		GS-3263	A:22/B:22/D:50/L:130,5	
1100	43/58	02/96->	CV Joint		F				*		GS-3263	A:22/B:22/D:50/L:130,5
			CV Joint		F			*		GS-3262	A:24/B:22/D:35/L:157,8	
1300	48/65	01/86->12/94	CV Joint		F				*		GS-3262	A:24/B:22/D:35/L:157,8
			CV Joint		F			*		GS-3263	A:22/B:22/D:50/L:130,5	
1300	46/63	01/88->	CV Joint		F				*		GS-3262	A:24/B:22/D:35/L:157,8
			CV Joint		F			*		GS-3263	A:22/B:22/D:50/L:130,5	
1300	50/68	02/96->	CV Joint		F				*		GS-3263	A:22/B:22/D:50/L:130,5
			CV Joint		F			*		GS-3262	A:24/B:22/D:35/L:157,8	
1300	45/61	09/91->	CV Joint		F				*		GS-3263	A:22/B:22/D:50/L:130,5
			CV Joint		F			*		GS-3262	A:24/B:22/D:35/L:157,8	
1500	53/72	01/88->	CV Joint		F				*		GS-3262	A:24/B:22/D:35/L:157,8
			CV Joint		F			*		GS-3263	A:22/B:22/D:50/L:130,5	
1500	52/71	02/95->	CV Joint		F				*		GS-3262	A:24/B:22/D:35/L:157,8
			CV Joint		F			*		GS-3263	A:22/B:22/D:50/L:130,5	
1500	50/68	09/91->	CV Joint		F				*		GS-3262	A:24/B:22/D:35/L:157,8
			CV Joint		F			*		GS-3263	A:22/B:22/D:50/L:130,5	
SAMARA FORMA [21099] 												
1100	39/53	07/91->	CV Joint		F				*		GS-3262	A:24/B:22/D:35/L:157,8
1300	48/65	05/89->07/97	CV Joint		F				*		GS-3262	A:24/B:22/D:35/L:157,8
1300	46/63	05/90->	CV Joint		F				*		GS-3262	A:24/B:22/D:35/L:157,8
1300	45/61	07/91->	CV Joint		F				*		GS-3262	A:24/B:22/D:35/L:157,8
			CV Joint		F			*		GS-3263	A:22/B:22/D:50/L:130,5	
1500	50/68	07/91->	CV Joint		F				*		GS-3262	A:24/B:22/D:35/L:157,8
			CV Joint		F			*		GS-3263	A:22/B:22/D:50/L:130,5	
1500	53/72	09/91->	CV Joint		F				*		GS-3262	A:24/B:22/D:35/L:157,8
			CV Joint		F			*		GS-3263	A:22/B:22/D:50/L:130,5	
1500	52/71	11/94->	CV Joint		F				*		GS-3262	A:24/B:22/D:35/L:157,8
			CV Joint		F			*		GS-3263	A:22/B:22/D:50/L:130,5	



KW/HP



Type

L/R F/R

AT/MT



ABS



Technical Specification

LANCIA

BETA H.P.E. (828BF)

2000	85/116	04/79->09/84	CV Joint		MT	*		GS-3227	B:25/D2:100/L:32
2000	88/120	05/76->05/78	CV Joint		MT	*		GS-3227	B:25/D2:100/L:32
2000 i.e.	90/122	05/81->09/84	CV Joint		MT	*		GS-3227	B:25/D2:100/L:32

BETA (828_B_)

1300 (828CB3)	61/83	04/76->07/82	CV Joint			*		GS-3227	B:25/D2:100/L:32
1400 (828AB2)	66/90	08/73->07/76	CV Joint			*		GS-3227	B:25/D2:100/L:32
1600 (828CB0, 828AB0)	74/101	08/73->07/82	CV Joint		MT	*		GS-3227	B:25/D2:100/L:32
1800 (828AB1)	81/110	08/73->07/76	CV Joint			*		GS-3227	B:25/D2:100/L:32
2000 (828CB1)	88/120	04/76->07/78	CV Joint		MT	*		GS-3227	B:25/D2:100/L:32
2000 (828CB1)	85/115	07/78->07/82	CV Joint		MT	*		GS-3227	B:25/D2:100/L:32

BETA Coupe (828BC)








2000	85/116	01/81->12/84	CV Joint		MT	*		GS-3227	B:25/D2:100/L:32
2000	88/120	04/76->12/84	CV Joint		MT	*		GS-3227	B:25/D2:100/L:32

BETA MONTE CARLO (137_, 137AS, 137BS)

2.0	88/120	09/75->05/81	CV Joint			*		GS-3227	B:25/D2:100/L:32
-----	--------	--------------	----------	--	--	---	--	---------	------------------

DEDRA (835)

1.6 i.e. (835AA)	66/90	08/89->06/94	CV Joint	F		*	- ABS	GS-3228	A:22/B:20/D:46,8/L:127,5
			CV Joint	F		*	44 + ABS	GS-3229	A:22/B:20/D:46,8/L:127,5
1.6 i.e. (835AB)	57/78	08/89->03/93	CV Joint	F		*	- ABS	GS-3228	A:22/B:20/D:46,8/L:127,5
			CV Joint	F		*	44 + ABS	GS-3229	A:22/B:20/D:46,8/L:127,5
1.6 i.e. (835AN)	55/75	04/93->07/99	CV Joint	F		*	- ABS; 07/94->	GS-3228	A:22/B:20/D:46,8/L:127,5
			CV Joint	F		*	44 + ABS; 07/94->	GS-3229	A:22/B:20/D:46,8/L:127,5
1.6 LE (835EB) CAT	66/90	07/94->07/99	CV Joint	F		*	44 + ABS	GS-3229	A:22/B:20/D:46,8/L:127,5
			CV Joint	F		*	44 + ABS	GS-3107	A:25/B:25/D:52/L:143
1.8 16V LE (835FG)	83/113	03/96->07/99	CV Joint	F		*	- ABS	GS-3233	A:25/B:25/D:52/L:143
			CV Joint	F		*		GS-3233	B:25/D2:100/L:32
			CV Joint	F		*	01/98->	GS-3233	B:25/D2:100/L:32
1.8 GT 16V (835EH)	96/131	03/96->07/99	CV Joint	F		*	44 + ABS; 01/98->	GS-3389	A:25/B:25/D:52/L:143
			CV Joint	F		*	44 + ABS	GS-3107	A:25/B:25/D:52/L:143
			CV Joint	F		*	- ABS	GS-3232	A:25/B:25/D:52/L:143
1.8 i.e. (835AC, 835BC)	80/109	09/89->06/94	CV Joint	F		*	- ABS	GS-3232	A:25/B:25/D:52/L:143
			CV Joint	F		*		GS-3233	B:25/D2:100/L:32
			CV Joint	F		*	44 + ABS	GS-3107	A:25/B:25/D:52/L:143
1.8 i.e. (835AT)	66/90	08/93->07/99	CV Joint		MT	*	-06/94 - ABS	GS-3227	B:25/D2:100/L:32
			CV Joint		MT	*	- ABS	GS-3230	A:25/B:25/D:52/L:140,5
			CV Joint	F		*	- ABS	GS-3232	A:25/B:25/D:52/L:143
1.8 i.e. (835BD, 835AD)	77/105	09/89->07/99	CV Joint		MT	*	- ABS	GS-3233	B:25/D2:100/L:32
			CV Joint		MT	*	- ABS	GS-3230	A:25/B:25/D:52/L:140,5

	kw/HP		Type	L/R	F/R	AT/MT			ABS			Technical Specification	
1.8 i.e. [835FA]	74/101	07/94->07/99	CV Joint		F			*	44	+ ABS	GS-3107	A:25/B:25/D:52/L:143	
			CV Joint					*		- ABS	GS-3230	A:25/B:25/D:52/L:140,5	
			CV Joint		F				*		- ABS	GS-3232	A:25/B:25/D:52/L:143
			CV Joint		F				*			GS-3233	B:25/D2:100/L:32
			CV Joint		F				*	44	+ ABS; ->12/97	GS-3107	A:25/B:25/D:52/L:143
1.9 TDS [835EE, 835EF]	66/90	04/89->07/99	CV Joint				MT	*			GS-3227	B:25/D2:100/L:32	
			CV Joint				MT	*		- ABS	GS-3230	A:25/B:25/D:52/L:140,5	
			CV Joint		F				*		- ABS; ->12/97	GS-3232	A:25/B:25/D:52/L:143
			CV Joint		F				*		->12/97	GS-3233	B:25/D2:100/L:32
			CV Joint		F				*	44	+ ABS; 01/98->	GS-3389	A:25/B:25/D:52/L:143
2.0 16V [835ED]	102/139	07/94->07/99	CV Joint		F			*	44	+ ABS	GS-3107	A:25/B:25/D:52/L:143	
			CV Joint		F			*		- ABS	GS-3232	A:25/B:25/D:52/L:143	
			CV Joint		F				*			GS-3233	B:25/D2:100/L:32
2.0 HF Integrale [835AP]	124/169	11/90->07/94	CV Joint		F; R		*	44	+ ABS	GS-3107	A:25/B:25/D:52/L:143		
2.0 i.e. [835AI]	86/117	09/89->07/92	CV Joint		F			*	44	+ ABS	GS-3107	A:25/B:25/D:52/L:143	
			CV Joint		F			*		- ABS	GS-3232	A:25/B:25/D:52/L:143	
			CV Joint		F				*			GS-3233	B:25/D2:100/L:32
2.0 i.e. [835AL]	83/113	09/89->07/99	CV Joint		F		MT	*	44	+ ABS	GS-3107	A:25/B:25/D:52/L:143	
			CV Joint				MT	*		- ABS	GS-3227	B:25/D2:100/L:32	
			CV Joint		F			MT	*			GS-3233	B:25/D2:100/L:32
2.0 i.e. Turbo Integrale [835AO]	121/165	05/90->07/94	CV Joint		F; R			*	44	+ ABS	GS-3107	A:25/B:25/D:52/L:143	
			CV Joint		F			*		- ABS	GS-3232	A:25/B:25/D:52/L:143	
			CV Joint		F				*			GS-3233	B:25/D2:100/L:32
DEDRA SW [835] 													
1.6 [835EB]	66/90	10/94->07/99	CV Joint		F			*		- ABS	GS-3228	A:22/B:20/D:46,8/L:127,5	
			CV Joint		F			*	44	+ ABS	GS-3229	A:22/B:20/D:46,8/L:127,5	
1.8 16V LE [835FG]	83/113	03/96->07/99	CV Joint		F			*	44	+ ABS	GS-3107	A:25/B:25/D:52/L:143	
			CV Joint		F			*		- ABS	GS-3232	A:25/B:25/D:52/L:143	
			CV Joint		F				*			GS-3233	B:25/D2:100/L:32
1.8 GT 16V [835EH]	96/131	03/96->07/99	CV Joint		F			*			GS-3233	B:25/D2:100/L:32	
			CV Joint		F			*	44	+ ABS	GS-3389	A:25/B:25/D:52/L:143	
			CV Joint		F				*	44	+ ABS	GS-3107	A:25/B:25/D:52/L:143
1.8 i.e. [835FA]	74/101	07/94->07/99	CV Joint					*		- ABS	GS-3230	A:25/B:25/D:52/L:140,5	
			CV Joint		F			*		- ABS	GS-3232	A:25/B:25/D:52/L:143	
			CV Joint		F				*			GS-3233	B:25/D2:100/L:32
			CV Joint		F				*	44	+ ABS; ->12/97	GS-3107	A:25/B:25/D:52/L:143
			CV Joint				MT		*			GS-3227	B:25/D2:100/L:32
1.9 TDS [835EE, 835EF]	66/90	07/94->07/99	CV Joint					*		- ABS	GS-3230	A:25/B:25/D:52/L:140,5	
			CV Joint		F			*		- ABS; ->12/97	GS-3232	A:25/B:25/D:52/L:143	
			CV Joint		F				*		->12/97	GS-3233	B:25/D2:100/L:32
			CV Joint		F				*	44	+ ABS; 01/98->	GS-3389	A:25/B:25/D:52/L:143
			CV Joint		F				*	44	+ ABS	GS-3107	A:25/B:25/D:52/L:143
2.0 16V [835ED]	102/139	07/94->07/99	CV Joint		F			*		- ABS	GS-3232	A:25/B:25/D:52/L:143	
			CV Joint		F			*			GS-3233	B:25/D2:100/L:32	
			CV Joint		F				*	44	+ ABS	GS-3107	A:25/B:25/D:52/L:143
2.0 Integrale [835ED]	102/139	07/94->07/99	CV Joint		F			*		- ABS	GS-3232	A:25/B:25/D:52/L:143	
			CV Joint		F			*			GS-3233	B:25/D2:100/L:32	
			CV Joint		F				*			GS-3107	A:25/B:25/D:52/L:143



KW/HP



Type

L/R F/R

AT/MT



ABS



Technical Specification

DELTA I [831AB0]











1.5 [831AB.025]	63/86	09/79->12/92	CV Joint		MT	*		GS-3227	B:25/D2:100/L:32
1.6 GT	77/105	11/82->04/86	CV Joint		MT	*		GS-3227	B:25/D2:100/L:32
1.6 GT i.e. [831AB.010]	66/90	05/87->08/92	CV Joint		MT	*		GS-3227	B:25/D2:100/L:32
1.6 GT i.e. [831AB.016]	80/109	08/86->08/88	CV Joint		MT	*		GS-3227	B:25/D2:100/L:32












DELTA II [836]

1.4 i.e. [836AF, 836AH]	51/69	10/94->08/99	CV Joint	F		*	- ABS	GS-3228	A:22/B:20/D:46,8/L:127,5
			CV Joint	F		*	44	+ ABS	GS-3229
1.6 i.e. [836AD]	55/75	06/93->08/99	CV Joint	F		*	- ABS	GS-3228	A:22/B:20/D:46,8/L:127,5
			CV Joint	F		*	44	+ ABS	GS-3229
1.6 i.e. [836AP]	66/90	03/96->08/99	CV Joint	F		*	- ABS	GS-3239	A:22/B:22/D:46,8/L:127,5
1.6 i.e. 16V [836AO]	76/103	01/96->08/99	CV Joint	F		*	- ABS	GS-3239	A:22/B:22/D:46,8/L:127,5
			CV Joint	F		*	44	+ ABS	GS-3107
1.8 i.e. [836AE]	76/103	06/93->08/99	CV Joint	F		*	- ABS	GS-3232	A:25/B:25/D:52/L:143
			CV Joint	F		*		GS-3233	B:25/D2:100/L:32
			CV Joint	F		*	44	+ ABS	GS-3107
1.8 i.e. [836AG, 836AL]	66/90	07/94->08/99	CV Joint	F		*	- ABS	GS-3232	A:25/B:25/D:52/L:143
			CV Joint	F		*		GS-3233	B:25/D2:100/L:32
			CV Joint	F		*	44	+ ABS	GS-3107
1.8 i.e. 16V [836AQ]	83/113	03/96->08/99	CV Joint	F		*	- ABS	GS-3232	A:25/B:25/D:52/L:143
			CV Joint	F		*		GS-3233	B:25/D2:100/L:32
			CV Joint	F		*	44	+ ABS	GS-3233
1.8 i.e. 16V GT [836AR]	96/131	03/96->08/99	CV Joint	F		*		GS-3233	B:25/D2:100/L:32
			CV Joint	F		*	44	+ ABS	GS-3389
1.9 TD [836AM, 836AN]	66/90	10/94->08/99	CV Joint	F		*		GS-3233	B:25/D2:100/L:32
			CV Joint	F		*	44	+ ABS	GS-3389
2.0 16V [836AA, 836CA]	102/139	06/93->08/99	CV Joint	F		*		GS-3233	B:25/D2:100/L:32
			CV Joint	F		*	44	+ ABS	GS-3389
2.0 16V Turbo [836AB]	137/186	06/93->08/99	CV Joint	F		*		GS-3233	B:25/D2:100/L:32
2.0 16V Turbo [836AS]	142/193	07/96->08/99	CV Joint	F		*		GS-3233	B:25/D2:100/L:32

LYBRA [839AX]

1.6 16V [839AXA1A]	76/103	07/99->10/05	CV Joint	F		*		GS-3756	A:25/B:22/D:51/L:141,5
1.8 16V [839AXB1A, 839AXG1A]	96/131	07/99->10/05	CV Joint	F		*		GS-3233	B:25/D2:100/L:32
			CV Joint	F		*		GS-3394	A:25/B:25/D:51/L:143
1.9 JTD	85/116	05/01->10/05	CV Joint	F		*	->ch.317877	GS-3689	A:25/B:28/D:59/L:148
			CV Joint	F		*	ch.317878->	GS-3774	A:25/B:26/D:59/L:147
1.9 JTD [839AXD1A]	77/105	07/99->09/00	CV Joint	F		*	->ch.317877	GS-3689	A:25/B:28/D:59/L:148
			CV Joint	F		*	ch.317878->	GS-3774	A:25/B:26/D:59/L:147
1.9 JTD [839AXI1A]	81/110	09/00->05/01	CV Joint	F		*	->ch.317877	GS-3689	A:25/B:28/D:59/L:148
			CV Joint	F		*	ch.317878->	GS-3774	A:25/B:26/D:59/L:147
2.0 20V [839AXC11, 839AXC1A]	113/154	07/99->09/00	CV Joint	F	MT	*		GS-3233	B:25/D2:100/L:32
			CV Joint	F	AT	*		GS-3688	A:25/B:25/D:58,8/L:143,3
2.0 20V [839AXH1A]	110/150	09/00->10/05	CV Joint	F	MT	*		GS-3233	B:25/D2:100/L:32
			CV Joint	F	AT	*		GS-3688	A:25/B:25/D:58,8/L:143,3
2.4 JTD	110/150	05/02->10/05	CV Joint	F		*	- ABS	GS-3774	A:25/B:26/D:59/L:147
2.4 JTD [839AXE1A]	99/135	07/99->02/01	CV Joint	F		*	- ABS	GS-3774	A:25/B:26/D:59/L:147

	KW/HP		Type	L/R	F/R	AT/MT			ABS			Technical Specification
2.4 JTD (839AXL1A)	103/140	09/00->05/02	CV Joint		F		*		- ABS		GS-3774	A:25/B:26/D:59/L:147
LYBRA SW (839BX) 												
1.6 16V (839BXA1A)	76/103	07/99->10/05	CV Joint		F		*				GS-3756	A:25/B:22/D:51/L:141,5
1.8 16V (839BXB1A, 839BXG1A)	96/131	07/99->10/05	CV Joint		F		*				GS-3233	B:25/D2:100/L:32
			CV Joint		F		*				GS-3394	A:25/B:25/D:51/L:143
1.9 JTD	85/116	05/01->10/05	CV Joint		F		*		--ch.137877		GS-3689	A:25/B:28/D:59/L:148
			CV Joint		F		*		ch.137878->		GS-3774	A:25/B:26/D:59/L:147
1.9 JTD (839BXD1A)	77/105	07/99->09/00	CV Joint		F		*		--ch.137877		GS-3689	A:25/B:28/D:59/L:148
			CV Joint		F		*		ch.137878->		GS-3774	A:25/B:26/D:59/L:147
1.9 JTD (839BXI1A)	81/110	09/00->05/01	CV Joint		F		*		--ch.137877		GS-3689	A:25/B:28/D:59/L:148
			CV Joint		F		*		ch.137878->		GS-3774	A:25/B:26/D:59/L:147
2.0 20V (839BXC11, 839BXC1A)	113/154	07/99->09/00	CV Joint		F	MT	*				GS-3233	B:25/D2:100/L:32
			CV Joint		F	AT	*				GS-3688	A:25/B:25/D:58,8/L:143,3
2.0 20V (839BXH1A)	110/150	09/00->10/05	CV Joint		F	MT	*				GS-3233	B:25/D2:100/L:32
			CV Joint		F	AT	*				GS-3688	A:25/B:25/D:58,8/L:143,3
2.4 JTD	110/150	05/02->10/05	CV Joint		F		*		- ABS		GS-3774	A:25/B:26/D:59/L:147
2.4 JTD (839BXE1A)	99/135	10/99->09/00	CV Joint		F		*		- ABS		GS-3774	A:25/B:26/D:59/L:147
2.4 JTD (839BXL1A)	103/140	09/00->10/05	CV Joint		F		*		- ABS		GS-3774	A:25/B:26/D:59/L:147
MUSA (350) 												
1.3 D Multijet	51/70	10/04->09/12	CV Joint		F		*		--09/05		GS-3233	B:25/D2:100/L:32
			CV Joint		F		*				GS-4017	A:25/B:23/D:51/L:144,5
1.4	57/78	09/05->09/12	CV Joint		F		*				GS-3708	A:22/B:21/D:51/D2:75/L:133,5
1.4	70/95	10/04->09/12	CV Joint		F		*				GS-3708	A:22/B:21/D:51/D2:75/L:133,5
PRISMA (831AB0) 												
1.6	77/105	01/83->04/86	CV Joint		F		*				GS-3130	B:25/D2:100/L:32
			CV Joint			MT	*				GS-3227	B:25/D2:100/L:32
1.6	73/99	08/86->02/92	CV Joint		F		*				GS-3130	B:25/D2:100/L:32
			CV Joint			MT	*				GS-3227	B:25/D2:100/L:32
1.6 i.e.	80/108	05/86->12/89	CV Joint		F		*				GS-3130	B:25/D2:100/L:32
			CV Joint			MT	*				GS-3227	B:25/D2:100/L:32
1.6 i.e. Super	66/90	05/87->12/89	CV Joint			MT	*				GS-3227	B:25/D2:100/L:32
1.9 Diesel	48/65	01/83->02/92	CV Joint		F		*				GS-3130	B:25/D2:100/L:32
			CV Joint			MT	*				GS-3227	B:25/D2:100/L:32
1.9 Turbo Diesel	59/80	05/85->12/89	CV Joint		F		*				GS-3130	B:25/D2:100/L:32
			CV Joint			MT	*				GS-3227	B:25/D2:100/L:32
2.0 i.e. All-wheel Drive	85/115	04/86->12/89	CV Joint				*		FWD		GS-3227	B:25/D2:100/L:32
THEMA (834) 												
2000 i.e.	83/113	03/86->09/88	CV Joint			AT; MT	*		- ABS		GS-3227	B:25/D2:100/L:32
2000 i.e. (834BV)	85/115	09/87->05/92	CV Joint			AT; MT	*		- ABS; --12/88; --ch.176744		GS-3227	B:25/D2:100/L:32
2000 i.e. Turbo (834C)	122/166	11/84->12/87	CV Joint			AT; MT	*		- ABS		GS-3227	B:25/D2:100/L:32
2500 Turbo D (834D)	74/101	11/84->09/88	CV Joint			AT; MT	*		- ABS		GS-3227	B:25/D2:100/L:32
2850 V6 i.e. (834AD, 834CD, 834BD)	108/147	06/88->05/92	CV Joint		F	AT	*		- ABS; -- VET # 176745		GS-3232	A:25/B:25/D:52/L:143
2850 V6 i.e. (834F)	110/150	11/84->09/88	CV Joint			AT; MT	*		- ABS		GS-3227	B:25/D2:100/L:32

	kW/HP		Type	L/R	F/R	AT/MT			ABS			Technical Specification
THEMA SW [834] 												
2500 Turbo DS [834D]	74/101	03/87->09/90	CV Joint			AT; MT		*	- ABS; ->ch.176744		GS-3227	B:25/D2:100/L:32
TREVI [828DB] 												
1600 [828DB03]	74/100	05/80->01/87	CV Joint					*			GS-3227	B:25/D2:100/L:32
2000 i.e.	90/122	05/80->01/87	CV Joint					*			GS-3227	B:25/D2:100/L:32
2000 Volumex [828DB17]	99/135	08/83->05/85	CV Joint					*	->12/84		GS-3227	B:25/D2:100/L:32
Y [840A] 												
1.1 [840AE]	40/54	11/95->09/03	CV Joint	F				*	44 ->12/00		GS-3229	A:22/B:20/D:46,8/L:127,5
1.2 [840AA, 840AF1A]	44/60	03/96->09/03	CV Joint	F		MT		*	44		GS-3229	A:22/B:20/D:46,8/L:127,5
1.2 16V [840AD]	63/86	04/97->09/03	CV Joint	F				*	-> VET # 3336902		GS-3228	A:22/B:20/D:46,8/L:127,5
			CV Joint				*				GS-3707	A:22/B:20/D:51/L:131
1.2 16V [840AG1A]	59/80	10/00->09/03	CV Joint					*			GS-3783	A:22/B:21/D:51/D2:78/L:133,5
1.4 12V [840AB]	59/80	10/96->09/03	CV Joint	F				*	->09/00		GS-3228	A:22/B:20/D:46,8/L:127,5
1.4 12V [840AC]	55/75	03/96->09/03	CV Joint	F				*	->09/00		GS-3228	A:22/B:20/D:46,8/L:127,5
YPSILON [843] 												
1.2	44/60	10/03->12/11	CV Joint	F				*	11/04->		GS-3708	A:22/B:21/D:51/D2:75/L:133,5
			CV Joint	F			*	11/04->			GS-3708	A:22/B:21/D:51/D2:75/L:133,5
1.2	59/80	10/03->12/11	CV Joint			MT		*			GS-3783	A:22/B:21/D:51/D2:78/L:133,5
			CV Joint				*				GS-3708	A:22/B:21/D:51/D2:75/L:133,5
1.4	57/78	02/06->12/11	CV Joint	F				*			GS-3708	A:22/B:21/D:51/D2:75/L:133,5
1.4 16V	70/95	10/03->12/11	CV Joint	F				*			GS-3708	A:22/B:21/D:51/D2:75/L:133,5
			CV Joint			MT	*				GS-3783	A:22/B:21/D:51/D2:78/L:133,5
ZETA [220] 												
2.0 16V [220AL5]	97/132	05/98->07/00	Drive Shaft	L	F						AW-4430	A:27/B:24/D:61/L:648
			Drive Shaft	L	F				48		AW-4431	A:27/B:24/D:59/L:648
			Drive Shaft	R	F						AW-4432	A:27/B:24/D:59/L:928
2.0 16V [220AQ5]	100/136	07/00->09/02	CV Joint	F				*	48		GS-3382	A:27/B:34/D:61/L:137
			Drive Shaft	L	F					AW-4430	A:27/B:24/D:61/L:648	
			Drive Shaft	L	F					48	AW-4431	A:27/B:24/D:59/L:648
			Drive Shaft	R	F						AW-4432	A:27/B:24/D:59/L:928
2.0 JTD 16V [220AN5]	80/109	09/99->09/02	CV Joint	F				*	48		GS-3380	A:27/B:39/D:59/L:145
			CV Joint	F			*	48		GS-3380	A:27/B:39/D:59/L:145	
2.0 Turbo [220AD5, 220CD5]	108/147	05/95->09/02	Drive Shaft	R	F				48		AW-4425	A:27/B:37/D:59/L:947
			Drive Shaft	L	F				48		AW-4426	A:27/B:37/D:59/L:641
			Drive Shaft	L	F						AW-4427	A:27/B:37/D:59/L:641
2.1 TD [220AJ5]	80/109	05/96->09/99	CV Joint	F				*	48		GS-3380	A:27/B:39/D:59/L:145
			Drive Shaft	R	F				48		AW-4425	A:27/B:37/D:59/L:947
			Drive Shaft	L	F					48	AW-4426	A:27/B:37/D:59/L:641
			Drive Shaft	L	F						AW-4427	A:27/B:37/D:59/L:641



KW/HP



Type

L/R F/R

AT/MT



ABS



Technical Specification

LAND ROVER

DISCOVERY IV (LA)

3.0 SDV6 4x4	188/256	11/09->	CV Joint		*	48	GS-4916	A:29/B:26/D:74/L:160,5
--------------	---------	---------	----------	--	---	----	---------	------------------------

FREELANDER (LN)

1.8 16V 4x4	86/117	11/00->10/06	CV Joint	F	*	60	GS-3698	A:28/B:32/D:55,6/L:146
			Drive Shaft	R	F	60	AW-4737	A:28/B:25/D:55,6/L:592
			Drive Shaft	L	F	60	AW-4738	A:28/B:25/D:55,6/L:629
			Drive Shaft	F		60	AW-4754	A:28/B:25/D:55,6/L:611
1.8 i 16V 4x4	88/120	02/98->11/00	CV Joint	F	*	60	GS-3698	A:28/B:32/D:55,6/L:146
			Drive Shaft	R	F	60	AW-4737	A:28/B:25/D:55,6/L:592
			Drive Shaft	L	F	60	AW-4738	A:28/B:25/D:55,6/L:629
2.0 DI 4x4	72/98	02/98->11/00	CV Joint	F	*	60	GS-3698	A:28/B:32/D:55,6/L:146
2.0 Td4 4x4	80/109	03/01->10/06	CV Joint	F	*	60	GS-3698	A:28/B:32/D:55,6/L:146
			CV Joint	F	*	60	GS-3698	A:28/B:32/D:55,6/L:146
			Drive Shaft	R	F	60	AW-4737	A:28/B:25/D:55,6/L:592
2.0 Td4 4x4	82/112	11/00->10/06	Drive Shaft	L	F	60	AW-4738	A:28/B:25/D:55,6/L:629
			CV Joint	F	*	60	GS-3698	A:28/B:32/D:55,6/L:146
2.5 V6 4x4	130/177	11/00->10/06	Drive Shaft	R	F	60	AW-4737	A:28/B:25/D:55,6/L:592
			Drive Shaft	L	F	60	AW-4738	A:28/B:25/D:55,6/L:629

FREELANDER 2 (LF_, FA_)

2.0 Si4 4x4	177/241	10/11->10/14	CV Joint	F	*		trans.type AT	GS-4850	A:40/B:27/D:57,4/L:115,5	
			CV Joint	R		*		trans.type MT	GS-4885	A:26/B:22/D:35/L:164,5
2.2 eD4	110/150	08/10->10/14	CV Joint	R		*		GS-4885	A:26/B:22/D:35/L:164,5	
			CV Joint	F		*		trans.type AT	GS-4850	A:40/B:27/D:57,4/L:115,5
2.2 SD4 4x4	140/190	08/10->10/14	CV Joint	R		*		GS-4885	A:26/B:22/D:35/L:164,5	
			CV Joint	F		*		trans.type AT	GS-4850	A:40/B:27/D:57,4/L:115,5
2.2 TD4 4x4	112/152	01/07->10/14	CV Joint	R		*		GS-4885	A:26/B:22/D:35/L:164,5	
			CV Joint	F		*		trans.type AT	GS-4850	A:40/B:27/D:57,4/L:115,5
2.2 TD4 4x4	110/150	10/06->10/14	CV Joint	R		*		GS-4885	A:26/B:22/D:35/L:164,5	
			CV Joint	F		*		trans.type AT	GS-4850	A:40/B:27/D:57,4/L:115,5
2.2 TD4 4x4	118/160	10/06->10/14	CV Joint	R		*		trans.type AT	GS-4885	A:26/B:22/D:35/L:164,5
			CV Joint	F		*		trans.type AT	GS-4850	A:40/B:27/D:57,4/L:115,5
3.2 4x4	171/233	10/06->10/14	CV Joint	F		*		trans.type AT	GS-4850	A:40/B:27/D:57,4/L:115,5
			CV Joint	R		*		trans.type AT	GS-4885	A:26/B:22/D:35/L:164,5

FREELANDER Soft Top (LN_)

1.8 i 16V 4x4	88/120	02/98->10/06	CV Joint	F	*	60	GS-3698	A:28/B:32/D:55,6/L:146
			Drive Shaft	R	F	60	AW-4737	A:28/B:25/D:55,6/L:592
			Drive Shaft	L	F	60	AW-4738	A:28/B:25/D:55,6/L:629
2.0 DI 4x4	72/98	02/98->10/06	CV Joint	F	*	60	GS-3698	A:28/B:32/D:55,6/L:146
			Drive Shaft	R	F	60	AW-4737	A:28/B:25/D:55,6/L:592
			Drive Shaft	L	F	60	AW-4738	A:28/B:25/D:55,6/L:629



kW/HP



Type

L/R F/R

AT/MT



ABS



Technical Specification

LEXUS

ES (AWV6_, GSV6_, ASV6_)

300h (ASV60_)	118/160	06/12->	CV Joint	R		*		GS-4890	A:24/B:27/D:40/L:485,5
350	204/277	06/12->	CV Joint	F		*	48 trans.type AT	GS-4930	A:30/B:26/D:61/L:167

ES (MCV_, VZV_)

3.0 (MCV20_, MCV30_)	157/213	08/01->10/06	CV Joint	R		*		GS-4890	A:24/B:27/D:40/L:485,5
----------------------	---------	--------------	----------	---	--	---	--	---------	------------------------

IS I (JCE1_, GXE1_)

300	157/213	09/01->07/05	CV Joint	F		*	48 trans.type AT	GS-4931	A:30/B:26/D:61/L:166
-----	---------	--------------	----------	---	--	---	------------------	---------	----------------------

IS SportCross

300	157/213	10/01->10/05	CV Joint	F		*	48 trans.type AT	GS-4931	A:30/B:26/D:61/L:166
-----	---------	--------------	----------	---	--	---	------------------	---------	----------------------

MAZDA

121 I (DA)

1.1	42/57	10/87->10/90	CV Joint			*		GS-3364	A:24/B:19/D:52/L:136,5
1.3	40/55	04/89->10/90	CV Joint			*		GS-3364	A:24/B:19/D:52/L:136,5
1.3	44/60	10/87->11/90	CV Joint			*		GS-3364	A:24/B:19/D:52/L:136,5

121 II (DB)

1.3 16V	39/53	11/90->03/96	CV Joint		MT	*		GS-3364	A:24/B:19/D:52/L:136,5
---------	-------	--------------	----------	--	----	---	--	---------	------------------------

121 III (JASM, JBSM)












1.8 D	44/60	03/96->04/03	CV Joint	F		*		GS-3607	A:25/B:22/D:56,5/L:142
-------	-------	--------------	----------	---	--	---	--	---------	------------------------

3 (BK)

1.4	59/80	02/04->06/09	CV Joint	F	MT	*		GS-3975	A:36/B:22/D:55,2/L:104
1.4	62/84	10/03->06/09	CV Joint	F	MT	*		GS-3975	A:36/B:22/D:55,2/L:104
1.6	77/105	10/03->06/09	CV Joint	F	MT	*		GS-3975	A:36/B:22/D:55,2/L:104
2.0	110/150	10/03->06/09	CV Joint	F	MT	*		GS-3975	A:36/B:22/D:55,2/L:104
2.0	108/147	10/03->06/06	CV Joint	L		*		GS-4786	A:28/B:24/D:35/L:182
2.0	108/147	10/03->06/06	CV Joint	L		*		GS-4786	A:28/B:24/D:35/L:182

3 Saloon (BK)

1.6	77/105	02/04->06/09	CV Joint	F	MT	*		GS-3975	A:36/B:22/D:55,2/L:104
2.0	110/150	02/04->06/09	CV Joint	F	MT	*		GS-3975	A:36/B:22/D:55,2/L:104
2.0	108/147	09/03->06/06	CV Joint	L		*		GS-4786	A:28/B:24/D:35/L:182
2.0	108/147	09/03->06/06	CV Joint	L		*		GS-4786	A:28/B:24/D:35/L:182

	kw/HP		Type	L/R	F/R	AT/MT			ABS			Technical Specification	
323 C IV (BG) 													
1.3	49/67	09/89->07/94	CV Joint		F		*		->03/91		GS-3356	A:26/B:21/D:56/L:150	
1.3 16V	54/73	09/89->07/94	CV Joint		F		*		->04/94; engine DOHC		GS-3356	A:26/B:21/D:56/L:150	
			CV Joint			*				GS-3346	A:26/B:22/D:56/L:153		
1.6	62/84	09/89->06/91	CV Joint		F		*				GS-3347	A:26/B:22/D:56/L:149,5	
			CV Joint			*		44			GS-3359	A:26/B:22/D:56/L:153	
1.6 16V	65/88	03/91->10/94	CV Joint				*				GS-3346	A:26/B:22/D:56/L:153	
			CV Joint		F		*				GS-3347	A:26/B:22/D:56/L:149,5	
1.8 16V GT	94/128	09/89->03/93	CV Joint				*				GS-3359	A:26/B:22/D:56/L:153	
			CV Joint				*	44			GS-3346	A:26/B:22/D:56/L:153	
323 C V (BA) 													
1.3 16V	54/73	08/94->09/98	CV Joint				*				GS-3346	A:26/B:22/D:56/L:153	
			CV Joint				*	44			GS-3359	A:26/B:22/D:56/L:153	
			CV Joint			AT; MT	*				GS-3408	A:26/B:22/D:56/L:153	
			CV Joint		F		*	44		+ ABS; 07/95->		GS-3409	A:26/B:22/D:56/L:153
1.5 16V	65/88	08/94->09/98	CV Joint				*				GS-3346	A:26/B:22/D:56/L:153	
			CV Joint				*	44			GS-3359	A:26/B:22/D:56/L:153	
			CV Joint			AT; MT	*			- ABS		GS-3408	A:26/B:22/D:56/L:153
			CV Joint		F		*	44		+ ABS; 07/95->		GS-3409	A:26/B:22/D:56/L:153
323 F IV (BG) 													
1.6	62/84	09/89->06/91	CV Joint				*				GS-3346	A:26/B:22/D:56/L:153	
			CV Joint		F		*				GS-3347	A:26/B:22/D:56/L:149,5	
			CV Joint				*	44				GS-3359	A:26/B:22/D:56/L:153
1.6 16V	65/88	03/91->10/94	CV Joint				*				GS-3346	A:26/B:22/D:56/L:153	
			CV Joint		F		*				GS-3347	A:26/B:22/D:56/L:149,5	
			CV Joint				*	44				GS-3359	A:26/B:22/D:56/L:153
1.8 16V GT	94/128	08/89->07/94	CV Joint				*				GS-3346	A:26/B:22/D:56/L:153	
323 F V (BA) 													
1.5 16V	65/88	07/94->09/98	CV Joint				*				GS-3346	A:26/B:22/D:56/L:153	
			CV Joint				*	44			GS-3359	A:26/B:22/D:56/L:153	
			CV Joint			AT; MT	*			- ABS		GS-3408	A:26/B:22/D:56/L:153
			CV Joint		L	F		*	44		+ ABS; ch.212950->		GS-3409
1.8 16V	84/114	08/94->09/98	CV Joint				*				GS-3346	A:26/B:22/D:56/L:153	
323 F VI (BJ) 													
1.4	53/72	01/01->05/04	CV Joint		F	MT	*		- ABS		GS-3730	A:26/B:28/D:56/L:146,5	
1.4 16V	54/73	09/98->01/01	CV Joint		F		*		- ABS		GS-3730	A:26/B:28/D:56/L:146,5	
1.5 16V	65/88	09/98->01/01	CV Joint		F		*		- ABS		GS-3730	A:26/B:28/D:56/L:146,5	
1.6	72/98	01/01->05/04	CV Joint		F	MT	*		- ABS		GS-3730	A:26/B:28/D:56/L:146,5	
1.6	70/95	01/01->05/04	CV Joint		F	MT	*		- ABS		GS-3730	A:26/B:28/D:56/L:146,5	
1.9 16V	84/114	09/98->01/01	CV Joint		R	F	5MT	*			GS-3731	A:26/B:29/D:56/L:152,5	
2.0	96/131	01/01->05/04	CV Joint		F		*		- ABS		GS-3731	A:26/B:29/D:56/L:152,5	
2.0 D	52/71	09/98->05/04	CV Joint		F		*		- ABS		GS-3731	A:26/B:29/D:56/L:152,5	
2.0 TD	66/90	09/98->12/01	CV Joint		F		*		- ABS		GS-3731	A:26/B:29/D:56/L:152,5	



kW/HP



Type

L/R F/R

AT/MT



ABS



Technical Specification

323 II (BD)

1.1	40/54	11/80->10/85	CV Joint	F		*		GS-3316	A:24/B:22/D:52/L:141,5
1.3	44/60	09/81->10/85	CV Joint	F		*		GS-3316	A:24/B:22/D:52/L:141,5
1.5	65/88	03/82->09/86	CV Joint	F	MT	*		GS-3316	A:24/B:22/D:52/L:141,5
1.5	55/75	05/81->12/85	CV Joint	F	MT	*		GS-3316	A:24/B:22/D:52/L:141,5

323 II Hatchback (BD)

1.1	40/54	11/80->10/85	CV Joint	F		*		GS-3316	A:24/B:22/D:52/L:141,5
1.3	44/60	11/80->10/85	CV Joint	F		*		GS-3316	A:24/B:22/D:52/L:141,5
1.5	65/88	03/82->12/85	CV Joint	F	MT	*		GS-3316	A:24/B:22/D:52/L:141,5
1.5	55/75	05/81->07/85	CV Joint	F	MT	*		GS-3316	A:24/B:22/D:52/L:141,5
1.5	63/86	11/80->12/83	CV Joint	F	MT	*		GS-3316	A:24/B:22/D:52/L:141,5

323 III (BF)

1.3	44/60	08/85->05/89	CV Joint	F	AT; MT	*	07/87->	GS-3316	A:24/B:22/D:52/L:141,5
1.5	55/75	08/85->05/89	CV Joint	F	AT; MT	*	07/87->	GS-3316	A:24/B:22/D:52/L:141,5
1.5	54/73	09/87->10/89	CV Joint	F		*		GS-3316	A:24/B:22/D:52/L:141,5
1.5 i	70/95	08/85->05/89	CV Joint	F	AT	*	07/87->	GS-3316	A:24/B:22/D:52/L:141,5
1.6 GT	77/105	01/86->12/88	CV Joint	F	AT	*		GS-3316	A:24/B:22/D:52/L:141,5
			CV Joint			*	trans.type MT	GS-4339	A:24/B:22/D:35/L:162,5
1.6 GT	63/85	11/86->10/89	CV Joint	F	AT	*		GS-3316	A:24/B:22/D:52/L:141,5
			CV Joint			*	trans.type MT	GS-4339	A:24/B:22/D:35/L:162,5
1.6 GT Turbo	103/140	10/85->11/91	CV Joint			*	trans.type MT	GS-4339	A:24/B:22/D:35/L:162,5

323 III Hatchback (BF)

1.3	44/60	09/85->12/87	CV Joint	F	AT; MT	*	07/87->	GS-3316	A:24/B:22/D:52/L:141,5
1.5	55/75	08/85->05/89	CV Joint	F	AT; MT	*	07/87->	GS-3316	A:24/B:22/D:52/L:141,5
1.5	54/73	09/87->10/89	CV Joint	F		*		GS-3316	A:24/B:22/D:52/L:141,5
1.5 i	70/95	08/85->05/89	CV Joint	F	AT; MT	*	07/87->	GS-3316	A:24/B:22/D:52/L:141,5
1.6	54/73	09/87->10/89	CV Joint	F	AT	*		GS-3316	A:24/B:22/D:52/L:141,5
1.6 GT	77/105	08/85->08/93	CV Joint	F	AT	*		GS-3316	A:24/B:22/D:52/L:141,5
1.6 GT	63/86	09/87->10/89	CV Joint	F	AT	*		GS-3316	A:24/B:22/D:52/L:141,5

323 III Station Wagon (BW)

1.5	54/73	01/87->05/89	CV Joint	F	MT	*	07/87->	GS-3316	A:24/B:22/D:52/L:141,5
1.5	55/75	05/86->05/89	CV Joint	F	MT	*	07/87->	GS-3316	A:24/B:22/D:52/L:141,5
1.6	63/86	09/86->10/95	CV Joint			*		GS-3346	A:26/B:22/D:56/L:153
1.6 4x4	63/86	05/90->03/93	CV Joint			*		GS-3346	A:26/B:22/D:56/L:153

323 P V (BA)

			CV Joint			*	44	GS-3359	A:26/B:22/D:56/L:153
1.3 16V	54/73	10/96->09/98	CV Joint		AT; MT	*	- ABS; MD BA	GS-3408	A:26/B:22/D:56/L:153
			CV Joint	F		*	44 + ABS	GS-3409	A:26/B:22/D:56/L:153
			CV Joint			*	44	GS-3359	A:26/B:22/D:56/L:153
1.5 16V	65/88	10/96->09/98	CV Joint		AT; MT	*	- ABS; MD BA	GS-3408	A:26/B:22/D:56/L:153
			CV Joint	F		*	44 + ABS	GS-3409	A:26/B:22/D:56/L:153
2.0 D	52/71	10/96->09/98	CV Joint			*	- ABS; MD BA	GS-3408	A:26/B:22/D:56/L:153



KW/HP



Type

L/R

F/R

AT/MT



ABS



Technical Specification

323 S IV (BG)

1.3	49/67	09/89->06/91	CV Joint	F		*		->03/91	GS-3356	A:26/B:21/D:56/L:150
1.3 16V	54/73	04/91->07/94	CV Joint	F		*		->04/94; engine DOHC	GS-3356	A:26/B:21/D:56/L:150
			CV Joint			*			GS-3346	A:26/B:22/D:56/L:153
1.6	62/84	09/89->06/91	CV Joint	F		*			GS-3347	A:26/B:22/D:56/L:149,5
			CV Joint			*	44		GS-3359	A:26/B:22/D:56/L:153
1.6 16V	65/88	08/89->10/94	CV Joint			*			GS-3346	A:26/B:22/D:56/L:153
			CV Joint	F		*			GS-3347	A:26/B:22/D:56/L:149,5
			CV Joint			*	44		GS-3359	A:26/B:22/D:56/L:153
1.8 16V GT	94/128	06/89->07/94	CV Joint			*			GS-3346	A:26/B:22/D:56/L:153

323 S V (BA)










1.3 16V	54/73	08/94->09/98	CV Joint			*			GS-3346	A:26/B:22/D:56/L:153
			CV Joint			*	44		GS-3359	A:26/B:22/D:56/L:153
			CV Joint		AT; MT	*			GS-3408	A:26/B:22/D:56/L:153
			CV Joint	F		*	44	+ ABS; 07/95->	GS-3409	A:26/B:22/D:56/L:153
1.5 16V	65/88	08/94->09/98	CV Joint			*			GS-3346	A:26/B:22/D:56/L:153
			CV Joint			*	44		GS-3359	A:26/B:22/D:56/L:153
			CV Joint		AT; MT	*		- ABS	GS-3408	A:26/B:22/D:56/L:153
			CV Joint	F		*	44	+ ABS; 07/95->	GS-3409	A:26/B:22/D:56/L:153
1.6 TD	60/82	05/94->09/98	CV Joint	F		*	44	->10/96; 11/94->	GS-3409	A:26/B:22/D:56/L:153
2.0 D	52/71	10/96->09/98	CV Joint			*		- ABS	GS-3408	A:26/B:22/D:56/L:153













323 S VI (BJ)











1.4	53/72	01/01->05/04	CV Joint	F		*		- ABS	GS-3730	A:26/B:28/D:56/L:146,5
1.4 16V	54/73	09/98->01/01	CV Joint	F		*		- ABS	GS-3730	A:26/B:28/D:56/L:146,5
1.5 16V	65/88	09/98->01/01	CV Joint	F		*		- ABS	GS-3730	A:26/B:28/D:56/L:146,5
1.6	70/95	01/01->05/04	CV Joint	F	MT	*		- ABS	GS-3730	A:26/B:28/D:56/L:146,5
1.6	72/98	01/01->05/04	CV Joint	F	MT	*		- ABS	GS-3730	A:26/B:28/D:56/L:146,5
1.9 16V	84/114	09/98->05/04	CV Joint	F		*		- ABS	GS-3731	A:26/B:29/D:56/L:152,5
2.0	96/131	01/01->05/04	CV Joint	F		*		- ABS	GS-3731	A:26/B:29/D:56/L:152,5
2.0 D	52/71	09/98->05/04	CV Joint	F		*		- ABS	GS-3731	A:26/B:29/D:56/L:152,5
2.0 TD	66/90	09/98->05/04	CV Joint	F		*		- ABS	GS-3731	A:26/B:29/D:56/L:152,5









6 (GG)

1.8	88/120	08/02->08/07	CV Joint	R	F	MT	*	44	->02/05	GS-3912	A:28/B:32/D:62/L:148
			CV Joint	L; R	F	MT	*	44	03/05->	GS-3913	A:28/B:23/D:56/L:147,5
			CV Joint	R	F		*	44	->02/05	GS-3914	A:28/B:33/D:56,6/L:149
			CV Joint	L; R	F		*	44	+ ABS; Parameter: Teeth 28x32/ABS 44	GS-4266	A:28/B:32/D:62/L:147,5
2.0	108/147	03/05->08/07	CV Joint	L; R	F	MT	*	44		GS-3913	A:28/B:23/D:56/L:147,5
			CV Joint	L; R	F		*	44	+ ABS; Parameter: Teeth 28x32/ABS 44	GS-4266	A:28/B:32/D:62/L:147,5
2.0	104/141	06/02->08/07	CV Joint	R	F	MT	*	44		GS-3912	A:28/B:32/D:62/L:148
			CV Joint	L	F	MT	*	44		GS-3913	A:28/B:23/D:56/L:147,5
			CV Joint	R	F	MT	*	44		GS-3914	A:28/B:33/D:56,6/L:149
			CV Joint	L; R	F		*	44	+ ABS; Parameter: Teeth 28x32/ABS 44	GS-4266	A:28/B:32/D:62/L:147,5

	KW/HP		Type	L/R	F/R	AT/MT			ABS			Technical Specification	
2.0 DI	100/136	06/02->08/07	CV Joint		F		*		44		GS-3912	A:28/B:32/D:62/L:148	
			CV Joint	L; R	F		*		44	10/02->	GS-3914	A:28/B:33/D:56,6/L:149	
			CV Joint	L; R	F		*		44	+ ABS; Parameter: Teeth 28x32/ABS 44		GS-4266	A:28/B:32/D:62/L:147,5
2.0 DI	105/143	06/05->08/07	CV Joint	L; R	F		*		44		GS-3914	A:28/B:33/D:56,6/L:149	
			CV Joint	L; R	F		*		44	+ ABS; Parameter: Teeth 28x32/ABS 44		GS-4266	A:28/B:32/D:62/L:147,5
			CV Joint		F		*		44			GS-3912	A:28/B:32/D:62/L:148
2.0 DI	89/121	08/02->08/07	CV Joint	L; R	F		*		44		GS-3914	A:28/B:33/D:56,6/L:149	
			CV Joint	L; R	F		*		44	+ ABS; Parameter: Teeth 28x32/ABS 44		GS-4266	A:28/B:32/D:62/L:147,5
			CV Joint		F		*		44			GS-3912	A:28/B:32/D:62/L:148
2.3	122/166	06/02->08/07	CV Joint	L; R	F		*		44		GS-3914	A:28/B:33/D:56,6/L:149	
			CV Joint	L; R	F		*		44	+ ABS; Parameter: Teeth 28x32/ABS 44		GS-4266	A:28/B:32/D:62/L:147,5
			CV Joint	L; R	F		*		44	+ ABS; Parameter: Teeth 28x32/ABS 44		GS-4266	A:28/B:32/D:62/L:147,5
2.3 MPS Turbo	191/260	12/05->08/07	CV Joint	L; R	F		*		44	+ ABS; Parameter: Teeth 28x32/ABS 44		GS-4266	A:28/B:32/D:62/L:147,5
6 (GH) 													
1.8 MZR	88/120	08/07->	CV Joint	L; R	F		*		44	+ ABS; Parameter: Teeth 28x32/ABS 44		GS-4266	A:28/B:32/D:62/L:147,5
2.0 MZR	114/155	01/10->	CV Joint	L; R	F		*		44	+ ABS; Parameter: Teeth 28x32/ABS 44		GS-4266	A:28/B:32/D:62/L:147,5
2.0 MZR	108/147	08/07->	CV Joint	L; R	F		*		44	+ ABS; Parameter: Teeth 28x32/ABS 44		GS-4266	A:28/B:32/D:62/L:147,5
2.0 MZR-CD	103/140	08/07->	CV Joint	L; R	F		*		44	+ ABS; Parameter: Teeth 28x32/ABS 44		GS-4266	A:28/B:32/D:62/L:147,5
2.2 D	95/129	01/10->	CV Joint	L; R	F		*		44	+ ABS; Parameter: Teeth 28x32/ABS 44		GS-4266	A:28/B:32/D:62/L:147,5
2.2 D	132/180	01/10->	CV Joint	L; R	F		*		44	+ ABS; Parameter: Teeth 28x32/ABS 44		GS-4266	A:28/B:32/D:62/L:147,5
2.2 MZR-CD	92/125	01/09->12/12	CV Joint	L; R	F		*		44	+ ABS; Parameter: Teeth 28x32/ABS 44		GS-4266	A:28/B:32/D:62/L:147,5
2.2 MZR-CD	120/163	01/09->	CV Joint	L; R	F		*		44	+ ABS; Parameter: Teeth 28x32/ABS 44		GS-4266	A:28/B:32/D:62/L:147,5
2.2 MZR-CD	136/185	01/09->	CV Joint	L; R	F		*		44	+ ABS; Parameter: Teeth 28x32/ABS 44		GS-4266	A:28/B:32/D:62/L:147,5
2.5 MZR	125/170	08/07->	CV Joint	L; R	F		*		44	+ ABS; Parameter: Teeth 28x32/ABS 44		GS-4266	A:28/B:32/D:62/L:147,5
6 Estate (GH) 													
1.8 MZR	88/120	02/08->	CV Joint	L; R	F		*		44	+ ABS; Parameter: Teeth 28x32/ABS 44		GS-4266	A:28/B:32/D:62/L:147,5
2.0 MZR	114/155	01/10->	CV Joint	L; R	F		*		44	+ ABS; Parameter: Teeth 28x32/ABS 44		GS-4266	A:28/B:32/D:62/L:147,5
2.0 MZR	108/147	02/08->	CV Joint	L; R	F		*		44	+ ABS; Parameter: Teeth 28x32/ABS 44		GS-4266	A:28/B:32/D:62/L:147,5
2.0 MZR-CD	103/140	02/08->	CV Joint	L; R	F		*		44	+ ABS; Parameter: Teeth 28x32/ABS 44		GS-4266	A:28/B:32/D:62/L:147,5
2.2 D	95/129	01/10->	CV Joint	L; R	F		*		44	+ ABS; Parameter: Teeth 28x32/ABS 44		GS-4266	A:28/B:32/D:62/L:147,5
2.2 MRZ-CD	132/180	01/10->	CV Joint	L; R	F		*		44	+ ABS; Parameter: Teeth 28x32/ABS 44		GS-4266	A:28/B:32/D:62/L:147,5
2.2 MZR-CD	92/125	01/09->	CV Joint	L; R	F		*		44	+ ABS; Parameter: Teeth 28x32/ABS 44		GS-4266	A:28/B:32/D:62/L:147,5
2.2 MZR-CD	120/163	01/09->	CV Joint	L; R	F		*		44	+ ABS; Parameter: Teeth 28x32/ABS 44		GS-4266	A:28/B:32/D:62/L:147,5
2.2 MZR-CD	136/185	01/09->	CV Joint	L; R	F		*		44	+ ABS; Parameter: Teeth 28x32/ABS 44		GS-4266	A:28/B:32/D:62/L:147,5
2.5 MZR	125/170	02/08->	CV Joint	L; R	F		*		44	+ ABS; Parameter: Teeth 28x32/ABS 44		GS-4266	A:28/B:32/D:62/L:147,5
6 Hatchback (GG) 													
1.8	88/120	08/02->08/07	CV Joint		R	F	MT	*	44	--02/05		GS-3912	A:28/B:32/D:62/L:148
			CV Joint	L; R	F	MT	*	44	03/05->		GS-3913	A:28/B:23/D:56/L:147,5	
			CV Joint		R	F		*	44	--02/05		GS-3914	A:28/B:33/D:56,6/L:149
2.0	108/147	03/05->08/07	CV Joint	L; R	F	MT	*	44			GS-3913	A:28/B:23/D:56/L:147,5	
			CV Joint		R	F	MT	*	44			GS-3912	A:28/B:32/D:62/L:148
2.0	104/141	08/02->08/07	CV Joint	L	F	MT	*	44			GS-3913	A:28/B:23/D:56/L:147,5	
			CV Joint		R	F	MT	*	44			GS-3914	A:28/B:33/D:56,6/L:149
2.0 DI	105/143	06/05->08/07	CV Joint	L; R	F		*		44		GS-3914	A:28/B:33/D:56,6/L:149	

											Technical Specification	
	kW/HP		Type	L/R	F/R	AT/MT		ABS				
2.0 DI	100/136	08/02->08/07	CV Joint		F			*	44		GS-3912	A:28/B:32/D:62/L:148
			CV Joint	L; R	F			*	44		GS-3914	A:28/B:33/D:56,6/L:149
2.0 DI	89/121	08/02->08/07	CV Joint		F			*	44		GS-3912	A:28/B:32/D:62/L:148
			CV Joint	L; R	F			*	44		GS-3914	A:28/B:33/D:56,6/L:149
2.3	122/166	08/02->08/07	CV Joint		F	MT		*	44		GS-3912	A:28/B:32/D:62/L:148
			CV Joint	L; R	F			*	44		GS-3914	A:28/B:33/D:56,6/L:149
6 Hatchback (GH) 												
1.8 MZR	88/120	08/07->	CV Joint	L; R	F			*	44	+ ABS; Parameter: Teeth 28x32/ABS 44	GS-4266	A:28/B:32/D:62/L:147,5
2.0 MZR	114/155	01/10->	CV Joint	L; R	F			*	44	+ ABS; Parameter: Teeth 28x32/ABS 44	GS-4266	A:28/B:32/D:62/L:147,5
2.0 MZR	108/147	08/07->	CV Joint	L; R	F			*	44	+ ABS; Parameter: Teeth 28x32/ABS 44	GS-4266	A:28/B:32/D:62/L:147,5
2.0 MZR-CD	103/140	08/07->	CV Joint	L; R	F			*	44	+ ABS; Parameter: Teeth 28x32/ABS 44	GS-4266	A:28/B:32/D:62/L:147,5
2.2 D	95/129	01/10->	CV Joint	L; R	F			*	44	+ ABS; Parameter: Teeth 28x32/ABS 44	GS-4266	A:28/B:32/D:62/L:147,5
2.2 MZR-CD	136/185	01/09->	CV Joint	L; R	F			*	44	+ ABS; Parameter: Teeth 28x32/ABS 44	GS-4266	A:28/B:32/D:62/L:147,5
2.2 MZR-CD	120/163	01/09->	CV Joint	L; R	F			*	44	+ ABS; Parameter: Teeth 28x32/ABS 44	GS-4266	A:28/B:32/D:62/L:147,5
2.2 MZR-CD	92/125	01/09->	CV Joint	L; R	F			*	44	+ ABS; Parameter: Teeth 28x32/ABS 44	GS-4266	A:28/B:32/D:62/L:147,5
2.2 MZR-CD	132/180	01/10->	CV Joint	L; R	F			*	44	+ ABS; Parameter: Teeth 28x32/ABS 44	GS-4266	A:28/B:32/D:62/L:147,5
2.5 MZR	125/170	08/07->	CV Joint	L; R	F			*	44	+ ABS; Parameter: Teeth 28x32/ABS 44	GS-4266	A:28/B:32/D:62/L:147,5
6 Station Wagon (GY) 												
1.8	88/120	08/02->08/07	CV Joint	R	F			*	44	->02/05	GS-3912	A:28/B:32/D:62/L:148
			CV Joint	L; R	F	MT		*	44	03/05->	GS-3913	A:28/B:23/D:56/L:147,5
			CV Joint	R	F			*	44	->02/05	GS-3914	A:28/B:33/D:56,6/L:149
2.0	108/147	03/05->08/07	CV Joint	L; R	F	MT		*	44	+ ABS; Parameter: Teeth 28x32/ABS 44	GS-3913	A:28/B:23/D:56/L:147,5
			CV Joint	L; R	F			*	44	+ ABS; Parameter: Teeth 28x32/ABS 44	GS-4266	A:28/B:32/D:62/L:147,5
2.0	104/141	08/02->08/07	CV Joint	R	F			*	44		GS-3912	A:28/B:32/D:62/L:148
			CV Joint	L	F	MT		*	44	->02/05	GS-3913	A:28/B:23/D:56/L:147,5
			CV Joint	R	F	MT		*	44	->02/05	GS-3914	A:28/B:33/D:56,6/L:149
2.0 DI	105/143	06/05->08/07	CV Joint	L; R	F			*	44	+ ABS; Parameter: Teeth 28x32/ABS 44	GS-4266	A:28/B:32/D:62/L:147,5
			CV Joint		F			*	44		GS-3912	A:28/B:32/D:62/L:148
2.0 DI	100/136	08/02->08/07	CV Joint	L; R	F			*	44	->02/05	GS-3914	A:28/B:33/D:56,6/L:149
			CV Joint	L; R	F			*	44	+ ABS; Parameter: Teeth 28x32/ABS 44	GS-4266	A:28/B:32/D:62/L:147,5
			CV Joint		F			*	44		GS-3912	A:28/B:32/D:62/L:148
2.0 DI	89/121	08/02->08/07	CV Joint	L; R	F			*	44	->02/05	GS-3914	A:28/B:33/D:56,6/L:149
			CV Joint	L; R	F			*	44	+ ABS; Parameter: Teeth 28x32/ABS 44	GS-4266	A:28/B:32/D:62/L:147,5
2.3	122/166	08/02->08/07	CV Joint	L; R	F			*	44		GS-3914	A:28/B:33/D:56,6/L:149
			CV Joint	L; R	F			*	44	+ ABS; Parameter: Teeth 28x32/ABS 44	GS-4266	A:28/B:32/D:62/L:147,5
2.3 AWD	119/162	11/02->08/07	CV Joint		F			*	44		GS-3912	A:28/B:32/D:62/L:148
			CV Joint	L; R	F			*	44	->02/05	GS-3914	A:28/B:33/D:56,6/L:149
			CV Joint	L; R	F			*	44	+ ABS; Parameter: Teeth 28x32/ABS 44	GS-4266	A:28/B:32/D:62/L:147,5
626 III (GD) 												
1.6	60/82	06/87->05/92	CV Joint		F	MT		*			GS-3597	A:26/B:23/D:56/L:150
1.8	65/88	11/87->05/92	CV Joint	L; R	F	AT		*			GS-4570	A:26/B:23/D:56/L:149,5

	kW/HP		Type	L/R	F/R	AT/MT			ABS			Technical Specification
2.0 D	44/60	07/87->07/91	CV Joint		F	AT	*				GS-3351	A:26/B:25/D:56/L:154
			CV Joint		F	MT	*	44			GS-3354	A:28/B:26/D:56/L:154
2.2 12V	85/115	11/87->07/91	CV Joint		F	AT	*				GS-3351	A:26/B:25/D:56/L:154
			CV Joint		F	MT	*	44	+ABS		GS-3354	A:28/B:26/D:56/L:154
626 III Coupe (GD) 												
1.6	60/82	06/87->05/92	CV Joint		F	MT	*				GS-3597	A:26/B:23/D:56/L:150
			CV Joint		F		*		MD GD8S; MD SW		GS-3351	A:26/B:25/D:56/L:154
1.8	65/88	09/87->08/91	CV Joint		F	MT	*				GS-3356	A:26/B:21/D:56/L:150
			CV Joint		F	MT	*		MD GD8P		GS-3597	A:26/B:23/D:56/L:150
			CV Joint	L; R	F	AT	*				GS-4570	A:26/B:23/D:56/L:149,5
2.0	66/90	09/87->10/90	CV Joint		F	MT	*				GS-3351	A:26/B:25/D:56/L:154
2.0 12V	79/107	09/87->12/88	CV Joint		F	AT	*				GS-3351	A:26/B:25/D:56/L:154
			CV Joint		F	MT	*	44	+ABS		GS-3354	A:28/B:26/D:56/L:154
2.0 16V	109/148	06/87->09/89	CV Joint		F	AT	*				GS-3351	A:26/B:25/D:56/L:154
			CV Joint		F	MT	*	44	+ABS		GS-3354	A:28/B:26/D:56/L:154
2.0 16V	103/140	12/87->10/90	CV Joint		F	AT	*				GS-3351	A:26/B:25/D:56/L:154
			CV Joint		F	MT	*	44			GS-3354	A:28/B:26/D:56/L:154
2.2 12V	85/115	04/88->12/91	CV Joint		F	AT	*				GS-3351	A:26/B:25/D:56/L:154
			CV Joint		F	MT	*	44	+ABS		GS-3354	A:28/B:26/D:56/L:154
626 III Hatchback (GD) 												
1.6	60/82	06/87->05/92	CV Joint		F	MT	*				GS-3597	A:26/B:23/D:56/L:150
1.8	65/88	11/87->05/92	CV Joint	L; R	F	AT	*				GS-4570	A:26/B:23/D:56/L:149,5
2.0 D	44/60	07/87->07/91	CV Joint		F	AT	*				GS-3351	A:26/B:25/D:56/L:154
			CV Joint		F	MT	*	44			GS-3354	A:28/B:26/D:56/L:154
626 III Station Wagon (GV) 												
1.8	65/88	01/88->03/92	CV Joint		F	MT	*		-ABS		GS-3597	A:26/B:23/D:56/L:150
			CV Joint	L; R	F	AT	*		-09/89		GS-4570	A:26/B:23/D:56/L:149,5
2.0 D	44/60	09/88->07/91	CV Joint		F	AT	*				GS-3351	A:26/B:25/D:56/L:154
			CV Joint		F	MT	*	44			GS-3354	A:28/B:26/D:56/L:154
2.0 D	60/82	11/94->09/97	CV Joint	L	F	MT	*		->04/96		GS-4570	A:26/B:23/D:56/L:149,5
			CV Joint		F		*				GS-3597	A:26/B:23/D:56/L:150
2.0 D Complex	55/75	05/93->11/96	CV Joint	L; R	F	AT; MT	*				GS-4570	A:26/B:23/D:56/L:149,5
			CV Joint				*				GS-4702	A:28/B:23/D:35/L:171
			CV Joint		F	AT	*				GS-3351	A:26/B:25/D:56/L:154
2.2 12V 4WD	85/116	05/91->11/92	CV Joint		F	MT	*	44	+ABS		GS-3354	A:28/B:26/D:56/L:154
			CV Joint		F	MT	*				GS-3351	A:26/B:25/D:56/L:154
626 IV (GE) 												
1.8 i	77/105	01/92->04/97	CV Joint		F	AT	*		-ABS		GS-3368	A:28/B:23/D:56/L:149
			CV Joint	L; R	F	AT; MT	*	44			GS-3369	A:28/B:23/D:56/L:149
			CV Joint		F	MT	*	44	+ABS		GS-3373	A:28/B:23/D:56/L:149
			CV Joint				*				GS-4702	A:28/B:23/D:35/L:171
1.8 i	66/90	08/94->04/97	CV Joint	L; R	F	AT; MT	*	44			GS-3369	A:28/B:23/D:56/L:149
			CV Joint		F		*		-ABS		GS-3368	A:28/B:23/D:56/L:149
2.0 D GLX Complex	55/75	10/92->04/97	CV Joint	L; R	F	AT; MT	*	44			GS-3369	A:28/B:23/D:56/L:149
			CV Joint		F		*	44	+ABS		GS-3373	A:28/B:23/D:56/L:149
			CV Joint				*				GS-4702	A:28/B:23/D:35/L:171

	kW/HP		Type	L/R	F/R	AT/MT			ABS			Technical Specification	
2.0 i	85/115	01/92->04/97	CV Joint		F	AT	*		- ABS		GS-3368	A:28/B:23/D:56/L:149	
			CV Joint	L; R	F	AT; MT	*	44			GS-3369	A:28/B:23/D:56/L:149	
			CV Joint		F	MT	*	44	+ ABS			GS-3373	A:28/B:23/D:56/L:149
			CV Joint				*					GS-4702	A:28/B:23/D:35/L:171
2.0 i 4WD	85/116	04/92->04/97	CV Joint		F		*		- ABS		GS-3368	A:28/B:23/D:56/L:149	
			CV Joint	L; R	F	AT; MT	*	44			GS-3369	A:28/B:23/D:56/L:149	
			CV Joint		F		*	44	+ ABS			GS-3373	A:28/B:23/D:56/L:149
626 IV Hatchback [GE] 													
1.8	77/105	08/91->04/97	CV Joint		F	AT	*		- ABS		GS-3368	A:28/B:23/D:56/L:149	
			CV Joint	L; R	F	AT; MT	*	44			GS-3369	A:28/B:23/D:56/L:149	
			CV Joint		F	MT	*	44	+ ABS			GS-3373	A:28/B:23/D:56/L:149
			CV Joint				*					GS-4702	A:28/B:23/D:35/L:171
1.8	66/90	08/94->04/97	CV Joint	L; R	F	AT; MT	*	44			GS-3369	A:28/B:23/D:56/L:149	
			CV Joint		F		*		- ABS			GS-3368	A:28/B:23/D:56/L:149
			CV Joint	L; R	F	AT; MT	*	44				GS-3369	A:28/B:23/D:56/L:149
2.0 D GLX Complex	55/75	01/93->04/97	CV Joint		F		*	44	+ ABS		GS-3373	A:28/B:23/D:56/L:149	
			CV Joint		F		*				GS-4702	A:28/B:23/D:35/L:171	
			CV Joint		F	AT	*		- ABS			GS-3368	A:28/B:23/D:56/L:149
			CV Joint	L; R	F	AT; MT	*	44				GS-3369	A:28/B:23/D:56/L:149
2.0 i	85/115	08/91->04/97	CV Joint		F		*	44	+ ABS		GS-3373	A:28/B:23/D:56/L:149	
			CV Joint		F	MT	*				GS-4702	A:28/B:23/D:35/L:171	
			CV Joint		F	AT	*		- ABS			GS-3368	A:28/B:23/D:56/L:149
			CV Joint	L; R	F	AT; MT	*	44				GS-3369	A:28/B:23/D:56/L:149
2.0 i 4WD	85/116	04/92->04/97	CV Joint		F		*	44	+ ABS		GS-3373	A:28/B:23/D:56/L:149	
			CV Joint		F		*				GS-4702	A:28/B:23/D:35/L:171	
			CV Joint	L; R	F	AT; MT	*	44				GS-3369	A:28/B:23/D:56/L:149
2.5 24V	121/165	01/92->04/97	CV Joint		F	MT	*	44	+ ABS		GS-3354	A:28/B:26/D:56/L:154	
2.5 24V	120/163	08/94->04/97	CV Joint		F	MT	*	44	+ ABS		GS-3354	A:28/B:26/D:56/L:154	
626 V [GF] 													
1.8	66/90	05/97->12/99	CV Joint				*	44			GS-3410	A:28/B:23/D:56/L:149	
			CV Joint		F		*		- ABS; ch.219940->			GS-3671	A:28/B:30/D:56/L:146,5
			CV Joint	L; R	F	AT; MT	*	44	ch.219940->			GS-3672	A:28/B:30/D:56/L:146,5
			CV Joint		F		*		+ ABS; ->ch.219939			GS-3673	A:28/B:22/D:56/L:148,6
1.8	74/100	12/99->10/02	CV Joint				*	44			GS-3410	A:28/B:23/D:56/L:149	
			CV Joint		F		*		- ABS; ch.219940->			GS-3671	A:28/B:30/D:56/L:146,5
2.0	100/136	04/98->10/02	CV Joint				*	44			GS-3410	A:28/B:23/D:56/L:149	
			CV Joint		F		*				GS-3671	A:28/B:30/D:56/L:146,5	
			CV Joint				*	44				GS-3410	A:28/B:23/D:56/L:149
2.0	85/115	05/97->10/02	CV Joint		F		*				GS-3671	A:28/B:30/D:56/L:146,5	
			CV Joint	L; R	F	AT; MT	*	44	->04/02; ch.219940->			GS-3672	A:28/B:30/D:56/L:146,5
2.0 DI TD	66/90	04/98->10/02	CV Joint				*	44			GS-3410	A:28/B:23/D:56/L:149	
2.0 TD	81/110	10/00->10/02	CV Joint				*	44			GS-3410	A:28/B:23/D:56/L:149	
2.0 Turbo DI	74/101	04/98->10/02	CV Joint	L; R	F	MT	*	44	->04/02		GS-3369	A:28/B:23/D:56/L:149	
			CV Joint				*	44				GS-3410	A:28/B:23/D:56/L:149



KW/HP



Type

L/R F/R

AT/MT



ABS



Technical Specification

626 V Hatchback (GF)

1.8	66/90	05/97->12/99	CV Joint				*	44	GS-3410	A:28/B:23/D:56/L:149	
			CV Joint		F		*	ch.219940->	GS-3671	A:28/B:30/D:56/L:146,5	
			CV Joint	L; R	F	AT; MT	*	44	ch.219940->	GS-3672	A:28/B:30/D:56/L:146,5
			CV Joint		F		*	+ ABS; ->ch.219939	GS-3673	A:28/B:22/D:56/L:148,6	
1.8	74/100	12/99->10/02	CV Joint				*	44	GS-3410	A:28/B:23/D:56/L:149	
			CV Joint		F		*		GS-3671	A:28/B:30/D:56/L:146,5	
2.0	85/115	05/97->10/02	CV Joint				*	44	GS-3410	A:28/B:23/D:56/L:149	
			CV Joint		F		*		GS-3671	A:28/B:30/D:56/L:146,5	
			CV Joint	L; R	F	AT; MT	*	44	->04/02; ch.219940->	GS-3672	A:28/B:30/D:56/L:146,5
2.0 DITD	66/90	04/98->10/02	CV Joint				*	44	GS-3410	A:28/B:23/D:56/L:149	
2.0 H.P.	100/136	02/98->10/02	CV Joint				*	44	GS-3410	A:28/B:23/D:56/L:149	
			CV Joint		F		*		GS-3671	A:28/B:30/D:56/L:146,5	
2.0 TD	81/110	10/00->10/02	CV Joint				*	44	GS-3410	A:28/B:23/D:56/L:149	
2.0 Turbo DI	74/101	04/98->10/02	CV Joint	L; R	F	MT	*	44	->04/02	GS-3369	A:28/B:23/D:56/L:149
			CV Joint	L; R	F		*	44		GS-3410	A:28/B:23/D:56/L:149

626 V Station Wagon (GW)

1.8	74/100	01/00->10/02	CV Joint				*	44	GS-3410	A:28/B:23/D:56/L:149
			CV Joint		F		*	- ABS	GS-3671	A:28/B:30/D:56/L:146,5
1.8	66/90	02/98->01/00	CV Joint				*	44	GS-3410	A:28/B:23/D:56/L:149
			CV Joint		F		*	- ABS	GS-3671	A:28/B:30/D:56/L:146,5
2.0	85/116	02/98->10/02	CV Joint				*	44	GS-3410	A:28/B:23/D:56/L:149
			CV Joint		F		*	- ABS	GS-3671	A:28/B:30/D:56/L:146,5
2.0 DITD	66/90	09/99->10/02	CV Joint				*	44	GS-3410	A:28/B:23/D:56/L:149
2.0 H.P.	100/136	02/98->10/02	CV Joint				*	44	GS-3410	A:28/B:23/D:56/L:149
			CV Joint		F		*	- ABS	GS-3671	A:28/B:30/D:56/L:146,5
2.0 TD	81/110	10/00->10/02	CV Joint				*	44	GS-3410	A:28/B:23/D:56/L:149
2.0 Turbo DI	74/101	04/98->10/02	CV Joint	L; R	F	MT	*	44	GS-3369	A:28/B:23/D:56/L:149
			CV Joint				*	44	GS-3410	A:28/B:23/D:56/L:149

B-SERIE (UF)

2.5 D 4WD	63/86	02/96->06/99	CV Joint	R	F		*	44	GS-4260	A:26/B:25/D:61/L:179
-----------	-------	--------------	----------	---	---	--	---	----	---------	----------------------

B-SERIE (UN)













2.5 D	62/84	12/02->11/06	CV Joint				*		GS-3924	A:26/B:25/D:61/L:179
			CV Joint				*		GS-3924	A:26/B:25/D:61/L:179
2.5 D 4WD	62/84	12/02->11/06	CV Joint	L	F		*	44	GS-4260	A:26/B:25/D:61/L:179
			CV Joint	L	F		*	44	GS-4260	A:26/B:25/D:61/L:179

DEMIO (DW)

1.3 i 16V	53/72	08/98->04/00	CV Joint	L; R	F	MT	*		GS-3770	A:24/B:19/D:52/L:136
1.5 16V	55/75	04/00->07/03	CV Joint	L; R	F	MT	*	->12/02	GS-3770	A:24/B:19/D:52/L:136

MX-3 (EC)













1.6 i	79/107	01/94->10/97	CV Joint		F		*	- ABS	GS-3347	A:26/B:22/D:56/L:149,5
			CV Joint		F		*	44	+ ABS	GS-3409
1.6 i	65/88	07/91->10/97	CV Joint		F		*	- ABS; 11/93->	GS-3347	A:26/B:22/D:56/L:149,5
			CV Joint		F		*	44	+ ABS; 11/93->	GS-3409







	kW/HP		Type	L/R	F/R	AT/MT			ABS			Technical Specification
1.8 i V6	98/133	01/92->01/94	CV Joint						*		GS-3346	A:26/B:22/D:56/L:153
			CV Joint		F				*	-->10/93	GS-3347	A:26/B:22/D:56/L:149,5
MX-5 I [NA] 												
1.6	85/115	05/90->01/94	CV Joint						*	44	GS-3359	A:26/B:22/D:56/L:153
MX-6 [GE] 												
2.0	85/115	02/92->02/97	CV Joint		F	AT; MT			*	- ABS	GS-3368	A:28/B:23/D:56/L:149
			CV Joint	L; R	F	AT; MT			*	44 06/92->	GS-3369	A:28/B:23/D:56/L:149
			CV Joint						*		GS-4702	A:28/B:23/D:35/L:171
2.5 24V	121/165	02/92->02/97	CV Joint		F	MT			*	44	GS-3354	A:28/B:26/D:56/L:154
2.5 i 24V	120/163	08/94->02/97	CV Joint		F	MT			*	44	GS-3354	A:28/B:26/D:56/L:154
PREMACY [CP] 												
1.9	74/100	07/99->03/05	CV Joint		F	MT			*		GS-3731	A:26/B:29/D:56/L:152,5
1.9	84/114	07/99->03/05	CV Joint		F	MT			*	-->07/03	GS-3731	A:26/B:29/D:56/L:152,5
2.0 TD	74/101	07/00->03/05	CV Joint		F				*	-->12/02	GS-3731	A:26/B:29/D:56/L:152,5
2.0 TD	66/90	10/99->07/00	CV Joint		F				*		GS-3731	A:26/B:29/D:56/L:152,5
TRIBUTE [EP] 												
2.0	91/124	03/00->05/08	CV Joint						*	44	GS-3812	A:28/B:24/D:56/L:148,6
2.0 4WD	91/124	03/00->05/08	CV Joint						*	44	GS-3812	A:28/B:24/D:56/L:148,6
2.3 AWD	110/150	04/04->05/08	CV Joint						*	44	GS-3812	A:28/B:24/D:56/L:148,6
3.0 V6 24V 4WD	145/197	03/00->05/08	CV Joint						*	44	GS-3812	A:28/B:24/D:56/L:148,6
3.0 V6 AWD	149/203	04/04->05/08	CV Joint						*	44	GS-3812	A:28/B:24/D:56/L:148,6
XEDOS 6 [CA] 												
1.6 16V	79/107	06/94->10/99	CV Joint						*	44	GS-3410	A:28/B:23/D:56/L:149
1.6 16V	83/113	08/92->05/94	CV Joint						*	44	GS-3410	A:28/B:23/D:56/L:149
2.0 V6	106/144	01/92->05/94	CV Joint	L; R	F	MT			*	44	GS-3369	A:28/B:23/D:56/L:149
			CV Joint						*		GS-4702	A:28/B:23/D:35/L:171
2.0 V6	103/140	06/94->10/99	CV Joint		F	MT			*	- ABS; 11/95->	GS-3368	A:28/B:23/D:56/L:149
			CV Joint	L; R	F	MT			*	44	GS-3369	A:28/B:23/D:56/L:149
XEDOS 9 [TA] 												
2.0 24V	105/143	08/93->01/00	CV Joint						*		GS-4702	A:28/B:23/D:35/L:171

MERCEDES-BENZ

/8 [W114]

230.6 [114.015]	88/120	01/68->11/76	Drive Shaft	L; R	R						AW-4207	A:27/D:60/L:627/D2:108
250	96/130	07/68->08/72	Drive Shaft	L; R	R						AW-4207	A:27/D:60/L:627/D2:108

	kW/HP		Type	L/R	F/R	AT/MT			ABS			Technical Specification
250 (114.010)	85/116	01/68->08/72	Drive Shaft	L; R	R						AW-4207	A:27/D:60/L:627/D2:108
250 2.8 (114.011, 114.023)	96/130	06/72->11/76	Drive Shaft	L; R	R						AW-4207	A:27/D:60/L:627/D2:108
280 (114.060)	118/160	06/72->11/76	Drive Shaft	L; R	R						AW-4207	A:27/D:60/L:627/D2:108
280 E (114.062)	136/185	06/72->11/76	Drive Shaft	L; R	R						AW-4207	A:27/D:60/L:627/D2:108
/8 (W115) 												
200	70/95	01/68->01/77	Drive Shaft	L; R	R						AW-4207	A:27/D:60/L:627/D2:108
200 (115.015)	63/86	01/68->01/77	Drive Shaft	L; R	R						AW-4207	A:27/D:60/L:627/D2:108
200 D (115.115)	40/55	01/68->01/77	Drive Shaft	L; R	R						AW-4207	A:27/D:60/L:627/D2:108
220 (115.010)	66/90	01/68->07/73	Drive Shaft	L; R	R						AW-4207	A:27/D:60/L:627/D2:108
220 (115.010)	77/105	01/68->07/73	Drive Shaft	L; R	R						AW-4207	A:27/D:60/L:627/D2:108
220 D (115.110)	44/60	01/68->01/77	Drive Shaft	L; R	R						AW-4207	A:27/D:60/L:627/D2:108
230.4 (115.017)	81/110	08/73->12/76	Drive Shaft	L; R	R						AW-4207	A:27/D:60/L:627/D2:108
240 D (115.117)	48/65	08/73->01/77	Drive Shaft	L; R	R						AW-4207	A:27/D:60/L:627/D2:108
240 D 3.0 (115.114)	59/80	08/74->11/76	Drive Shaft	L; R	R						AW-4207	A:27/D:60/L:627/D2:108
/8 Coupe (W114) 												
250 C (114.021)	96/130	04/69->06/72	Drive Shaft	L; R	R						AW-4207	A:27/D:60/L:627/D2:108
250 C 2.8 (114.023)	96/130	06/72->11/76	Drive Shaft	L; R	R						AW-4207	A:27/D:60/L:627/D2:108
250 CE (114.022)	110/150	04/69->04/72	Drive Shaft	L; R	R						AW-4207	A:27/D:60/L:627/D2:108
280 C (114.073)	118/160	06/72->02/77	Drive Shaft	L; R	R						AW-4207	A:27/D:60/L:627/D2:108
280 CE (114.072)	136/185	06/72->01/77	Drive Shaft	L; R	R						AW-4207	A:27/D:60/L:627/D2:108
100 Box (631) 												
D (631.332, 631.342)	53/72	02/88->05/92	Drive Shaft	L; R	F						AW-4214	A:30/B:30/D:72/L:729
D (631.332, 631.342)	55/75	12/90->02/96	Drive Shaft	L; R	F						AW-4214	A:30/B:30/D:72/L:729
100 Bus (631) 												
D (631.333, 631.343, 631.334, 631.344)	53/72	02/88->05/92	Drive Shaft	L; R	F						AW-4214	A:30/B:30/D:72/L:729
D (631.333, 631.343, 631.334, 631.344)	55/75	12/90->02/96	Drive Shaft	L; R	F						AW-4214	A:30/B:30/D:72/L:729
100 Platform/Chassis (631) 												
D (631.340)	53/72	02/88->05/92	Drive Shaft	L; R	F						AW-4214	A:30/B:30/D:72/L:729
D (631.340)	55/75	12/90->02/96	Drive Shaft	L; R	F						AW-4214	A:30/B:30/D:72/L:729
190 (W201) 												
2.0 (201.022)	66/90	10/82->10/84	CV Joint	L; R	R	AT; MT			*		GS-3115	B:25/D2:100/L:26
			Drive Shaft	L; R	R						AW-4206	A:25/D:62/L:627/D2:100
2.0 (201.023)	75/102	01/86->05/90	Drive Shaft	L; R	R						AW-4206	A:25/D:62/L:627/D2:100
2.0 (201.023)	77/105	09/84->05/90	Drive Shaft	L; R	R						AW-4206	A:25/D:62/L:627/D2:100
D 2.0 (201.122)	53/72	08/83->08/89	CV Joint	L; R	R	AT; MT			*		GS-3115	B:25/D2:100/L:26
			Drive Shaft	L; R	R						AW-4206	A:25/D:62/L:627/D2:100
D 2.0 (201.122)	55/75	08/89->08/93	CV Joint	L; R	R	AT; MT			*	--05/93	GS-3115	B:25/D2:100/L:26
			Drive Shaft	L; R	R						AW-4206	A:25/D:62/L:627/D2:100
D 2.5 (201.126)	66/90	04/85->08/93	CV Joint	L; R	R	AT; MT			*		GS-3115	B:25/D2:100/L:26
			Drive Shaft	L; R	R						AW-4206	A:25/D:62/L:627/D2:100
D 2.5 (201.126)	69/94	08/89->08/93	CV Joint	L; R	R	AT; MT			*	--05/93	GS-3115	B:25/D2:100/L:26
			Drive Shaft	L; R	R						AW-4206	A:25/D:62/L:627/D2:100










		KW/HP		Type	L/R	F/R	AT/MT			ABS			Technical Specification
E 1.8 [201.018]		80/109	04/90->08/93	CV Joint	L; R	R	AT; MT			*		GS-3115	B:25/D2:100/L:26
				Drive Shaft	L; R	R						AW-4206	A:25/D:62/L:627/D2:100
E 2.0		87/118	01/85->08/93	CV Joint	L; R	R	AT; MT			*		GS-3115	B:25/D2:100/L:26
				Drive Shaft	L; R	R						AW-4206	A:25/D:62/L:627/D2:100
E 2.0 [201.024]		83/113	02/85->12/86	CV Joint	L; R	R	AT; MT			*		GS-3115	B:25/D2:100/L:26
				Drive Shaft	L; R	R						AW-4206	A:25/D:62/L:627/D2:100
E 2.0 [201.024]		85/116	02/85->12/86	CV Joint	L; R	R	AT; MT			*		GS-3115	B:25/D2:100/L:26
				Drive Shaft	L; R	R						AW-4206	A:25/D:62/L:627/D2:100
E 2.0 [201.024]		90/122	10/82->06/93	CV Joint	L; R	R	AT; MT			*		GS-3115	B:25/D2:100/L:26
				Drive Shaft	L; R	R						AW-4206	A:25/D:62/L:627/D2:100
E 2.3		97/132	09/86->08/91	CV Joint	L; R	R	AT; MT			*		GS-3115	B:25/D2:100/L:26
				Drive Shaft	L; R	R						AW-4206	A:25/D:62/L:627/D2:100
E 2.3 [201.028]		100/136	10/86->08/93	CV Joint	L; R	R	AT; MT			*		GS-3115	B:25/D2:100/L:26
				Drive Shaft	L; R	R						AW-4206	A:25/D:62/L:627/D2:100












A-CLASS [W168]
















A 140 [168.031, 168.131]		60/82	01/01->08/04	CV Joint	L; R	F	AT	*		48		GS-3674	A:24/B:27/D:57/L:123,5
				CV Joint				*		48	+ ABS	GS-3675	A:24/B:27/D:57/L:123,5
A 140 [168.031, 168.131]		60/82	07/97->08/04	CV Joint	L; R	F	AT	*		48		GS-3674	A:24/B:27/D:57/L:123,5
				CV Joint				*		48	+ ABS	GS-3675	A:24/B:27/D:57/L:123,5
A 160 [168.033, 168.133]		75/102	07/97->08/04	CV Joint	L; R	F	AT	*		48		GS-3674	A:24/B:27/D:57/L:123,5
				CV Joint				*		48	+ ABS	GS-3675	A:24/B:27/D:57/L:123,5
A 160 CDI [168.006]		55/75	02/01->08/04	CV Joint	L; R	F	AT	*		48		GS-3674	A:24/B:27/D:57/L:123,5
				CV Joint				*		48		GS-3675	A:24/B:27/D:57/L:123,5
A 160 CDI [168.007]		44/60	07/98->02/01	CV Joint	L; R	F	AT	*		48		GS-3674	A:24/B:27/D:57/L:123,5
				CV Joint				*		48	+ ABS	GS-3675	A:24/B:27/D:57/L:123,5
A 170 CDI [168.008]		66/90	07/98->02/01	CV Joint	L; R	F	AT	*		48		GS-3674	A:24/B:27/D:57/L:123,5
				CV Joint			MT	*		48	+ ABS	GS-3675	A:24/B:27/D:57/L:123,5
A 170 CDI [168.009, 168.109]		70/95	02/01->08/04	CV Joint	L; R	F	AT	*		48		GS-3674	A:24/B:27/D:57/L:123,5
				CV Joint				*		48		GS-3675	A:24/B:27/D:57/L:123,5
				CV Joint				*		48	+ ABS	GS-3675	A:24/B:27/D:57/L:123,5
A 190 [168.032, 168.132]		92/125	03/99->08/04	CV Joint	L; R	F	AT	*		48		GS-3775	A:24/B:27/D:57/L:125,5
				CV Joint	L; R	F	MT	*		48		GS-3776	A:24/B:27/D:57/L:125,5

A-CLASS [W169]

A 150 [169.031, 169.331]		70/95	09/04->06/12	CV Joint	L	R		*				GS-4872	A:27/B:25/D:38/L:182
A 160 [169.031, 169.331]		70/95	04/09->06/12	CV Joint	L	R		*			trans.type AT	GS-4872	A:27/B:25/D:38/L:182
A 160 CDI [169.006, 169.306]		60/82	09/04->06/12	CV Joint	L	R		*				GS-4872	A:27/B:25/D:38/L:182
A 170 [169.032, 169.332]		85/116	09/04->06/12	CV Joint	L	R		*				GS-4872	A:27/B:25/D:38/L:182
A 180 [169.032, 169.332]		85/116	04/09->06/12	CV Joint	L	R		*				GS-4872	A:27/B:25/D:38/L:182
				CV Joint				*				GS-3998	A:27/B:25/D:38/L:164
A 180 CDI [169.007, 169.307]		80/109	09/04->06/12	CV Joint		F	MT	*				GS-3999	A:25/B:25/D:60/L:132
				CV Joint	L	R		*				GS-4872	A:27/B:25/D:38/L:182
A 200 [169.033, 169.333]		100/136	09/04->06/12	CV Joint	L	R		*				GS-4872	A:27/B:25/D:38/L:182
				CV Joint				*				GS-3998	A:27/B:25/D:38/L:164
A 200 CDI [169.008, 169.308]		103/140	09/04->06/12	CV Joint		F	MT	*				GS-3999	A:25/B:25/D:60/L:132
				CV Joint	L	R		*				GS-4872	A:27/B:25/D:38/L:182
A 200 CDI [169.308]		100/136	09/04->06/12	CV Joint	L	R		*				GS-4872	A:27/B:25/D:38/L:182

	kW/HP		Type	L/R	F/R	AT/MT			ABS			Technical Specification
A 200 TURBO (169.034, 169.334)	142/193	09/05->06/12	CV Joint						*		GS-3998	A:27/B:25/D:38/L:164
			CV Joint		F	MT	*				GS-3999	A:25/B:25/D:60/L:132
			CV Joint	L	R			*			GS-4872	A:27/B:25/D:38/L:182
B-CLASS (W245) 												
B 150 (245.231)	70/95	03/05->11/11	CV Joint	L	R				*		GS-4872	A:27/B:25/D:38/L:182
B 160 (245.231)	70/95	04/09->11/11	CV Joint	L	R				*	trans.type AT	GS-4872	A:27/B:25/D:38/L:182
B 170 (245.232)	85/116	03/05->11/11	CV Joint	L	R				*		GS-4872	A:27/B:25/D:38/L:182
B 170 NGT (245.233)	85/116	04/08->11/11	CV Joint	L	R				*		GS-4872	A:27/B:25/D:38/L:182
B 180 (245.232)	85/116	04/09->11/11	CV Joint	L	R				*		GS-4872	A:27/B:25/D:38/L:182
			CV Joint						*		GS-3998	A:27/B:25/D:38/L:164
			CV Joint		F	MT	*				GS-3999	A:25/B:25/D:60/L:132
B 180 CDI (245.207)	80/109	03/05->11/11	CV Joint	L	R				*		GS-4872	A:27/B:25/D:38/L:182
			CV Joint	L	R				*		GS-4872	A:27/B:25/D:38/L:182
			CV Joint	L	R				*		GS-4872	A:27/B:25/D:38/L:182
B 180 NGT (245.233)	85/116	04/08->11/11	CV Joint	L	R				*		GS-4872	A:27/B:25/D:38/L:182
B 200 (245.233)	100/136	03/05->11/11	CV Joint	L	R				*		GS-4872	A:27/B:25/D:38/L:182
			CV Joint						*		GS-3998	A:27/B:25/D:38/L:164
			CV Joint		F	MT	*				GS-3999	A:25/B:25/D:60/L:132
B 200 CDI (245.208)	103/140	03/05->11/11	CV Joint	L	R				*		GS-4872	A:27/B:25/D:38/L:182
			CV Joint	L	R				*		GS-4872	A:27/B:25/D:38/L:182
			CV Joint		F	MT	*				GS-3999	A:25/B:25/D:60/L:132
B 200 TURBO (245.234)	142/193	03/05->11/11	CV Joint						*		GS-3998	A:27/B:25/D:38/L:164
			CV Joint		F	MT	*				GS-3999	A:25/B:25/D:60/L:132
			CV Joint	L	R				*		GS-4872	A:27/B:25/D:38/L:182
C-CLASS (W202) 												
C 180 (202.018)	90/122	03/93->05/00	Drive Shaft	L; R	R						AW-4206	A:25/D:62/L:627/D2:100
			Drive Shaft	L; R	R						AW-4215	A:25/D:62/L:630/D2:100
C 180 (202.018)	89/121	11/94->05/00	Drive Shaft	L; R	R						AW-4206	A:25/D:62/L:627/D2:100
			Drive Shaft	L; R	R						AW-4215	A:25/D:62/L:630/D2:100
C 200 (202.020)	100/136	01/94->05/00	Drive Shaft	L; R	R						AW-4206	A:25/D:62/L:627/D2:100
			Drive Shaft	L; R	R						AW-4215	A:25/D:62/L:630/D2:100
C 200 D (202.120)	55/75	03/93->05/00	Drive Shaft	L; R	R						AW-4206	A:25/D:62/L:627/D2:100
			Drive Shaft	L; R	R						AW-4215	A:25/D:62/L:630/D2:100
C 200 D (202.122)	65/88	10/96->05/00	Drive Shaft	L; R	R						AW-4206	A:25/D:62/L:627/D2:100
			Drive Shaft	L; R	R						AW-4215	A:25/D:62/L:630/D2:100
C 200 Kompressor (202.025)	132/180	10/95->05/00	Drive Shaft	L; R	R						AW-4206	A:25/D:62/L:627/D2:100
			Drive Shaft	L; R	R						AW-4215	A:25/D:62/L:630/D2:100
C 200 Kompressor (202.025)	141/192	11/96->05/00	Drive Shaft	L; R	R						AW-4206	A:25/D:62/L:627/D2:100
			Drive Shaft	L; R	R						AW-4215	A:25/D:62/L:630/D2:100
C 220 (202.022)	110/150	03/93->05/00	Drive Shaft	L; R	R						AW-4206	A:25/D:62/L:627/D2:100
			Drive Shaft	L; R	R						AW-4215	A:25/D:62/L:630/D2:100
C 220 D (202.121)	70/95	08/93->05/00	Drive Shaft	L; R	R						AW-4206	A:25/D:62/L:627/D2:100
			Drive Shaft	L; R	R						AW-4215	A:25/D:62/L:630/D2:100
C 230 (202.023)	110/150	06/96->06/97	Drive Shaft	L; R	R						AW-4206	A:25/D:62/L:627/D2:100
			Drive Shaft	L; R	R						AW-4215	A:25/D:62/L:630/D2:100
C 250 D (202.125)	83/113	05/93->05/00	Drive Shaft	L; R	R						AW-4206	A:25/D:62/L:627/D2:100
			Drive Shaft	L; R	R						AW-4215	A:25/D:62/L:630/D2:100
C-CLASS Estate (S202) 												
C 180 T (202.078)	90/122	06/96->09/00	Drive Shaft	L; R	R						AW-4206	A:25/D:62/L:627/D2:100
			Drive Shaft	L; R	R						AW-4215	A:25/D:62/L:630/D2:100

	KW/HP		Type	L/R	F/R	AT/MT			ABS			Technical Specification
C 200 T (202.080)	100/136	06/96->03/01	Drive Shaft	L; R	R				- ESP		AW-4206	A:25/D:62/L:627/D2:100
			Drive Shaft	L; R	R				- ESP		AW-4215	A:25/D:62/L:630/D2:100
C 200 T D (202.180)	65/88	10/96->03/01	Drive Shaft	L; R	R				- ESP		AW-4206	A:25/D:62/L:627/D2:100
			Drive Shaft	L; R	R				- ESP		AW-4215	A:25/D:62/L:630/D2:100
C 200 T Kompressor (202.082)	141/192	11/96->03/01	Drive Shaft	L; R	R				- ESP		AW-4206	A:25/D:62/L:627/D2:100
			Drive Shaft	L; R	R				- ESP		AW-4215	A:25/D:62/L:630/D2:100
C 220 T D (202.182)	70/95	06/96->09/98	Drive Shaft	L; R	R				- ESP		AW-4206	A:25/D:62/L:627/D2:100
			Drive Shaft	L; R	R				- ESP		AW-4215	A:25/D:62/L:630/D2:100
C 230 T (202.083)	110/150	06/96->06/98	Drive Shaft	L; R	R				- ESP		AW-4206	A:25/D:62/L:627/D2:100
			Drive Shaft	L; R	R				- ESP		AW-4215	A:25/D:62/L:630/D2:100
C-CLASS T-Model [S203] 												
C 200 Kompressor (203.242)	120/163	05/02->08/07	CV Joint					*			GS-3739	A:28/B:25/D:50/L:221
COUPE [C123] 												
230 C (123.043)	80/109	05/77->04/80	Drive Shaft	L; R	R						AW-4207	A:27/D:60/L:627/D2:108
230 CE (123.243)	100/136	04/80->12/85	Drive Shaft	L; R	R						AW-4207	A:27/D:60/L:627/D2:108
280 C (123.050)	115/156	03/77->03/80	Drive Shaft	L; R	R						AW-4207	A:27/D:60/L:627/D2:108
280 CE	136/185	03/77->11/85	Drive Shaft	L; R	R						AW-4207	A:27/D:60/L:627/D2:108
280 CE	130/177	09/77->08/79	Drive Shaft	L; R	R						AW-4207	A:27/D:60/L:627/D2:108
300 C Turbo-D (123.153)	92/125	09/81->07/85	Drive Shaft	L; R	R						AW-4207	A:27/D:60/L:627/D2:108
COUPE [C124] 												
230 CE (124.043)	100/136	03/87->12/92	CV Joint	L; R	R	AT; MT		*	- ASR; - ASD		GS-3115	B:25/D2:100/L:26
230 CE (124.043)	97/132	03/87->12/92	CV Joint	L; R	R	AT; MT		*	- ASR; - ASD		GS-3115	B:25/D2:100/L:26
230 CE (124.043) CAT	97/132	06/89->12/92	CV Joint	L; R	R	AT; MT		*	- ASR; - ASD		GS-3115	B:25/D2:100/L:26
300 CE (124.050)	132/180	03/87->05/93	Drive Shaft	L; R	R	4AT; 5MT			- ASR; ->09/89; 09/89-; - ASD		AW-4209	A:25/D:62/L:659/D2:108
E-CLASS [W124] 												
E 200 (124.019)	100/136	06/93->06/95	Drive Shaft	L; R	R				- ASD		AW-4208	A:25/D:62/L:665/D2:100
E 200 D (124.120)	55/75	06/93->06/95	Drive Shaft	L; R	R				- ASD		AW-4208	A:25/D:62/L:665/D2:100
E 220 (124.022)	110/150	06/93->06/95	Drive Shaft	L; R	R				- ASD		AW-4208	A:25/D:62/L:665/D2:100
E 250 D (124.126, 124.129)	83/113	07/93->06/95	Drive Shaft	L; R	R				- ASD		AW-4208	A:25/D:62/L:665/D2:100
E 250 Turbo-D (124.128)	93/126	06/93->06/95	Drive Shaft	L; R	R				- ASD		AW-4209	A:25/D:62/L:659/D2:108
E 300 D (124.131)	100/136	07/93->06/95	Drive Shaft	L; R	R				- ASD		AW-4209	A:25/D:62/L:659/D2:108
E 300 Turbo-D (124.133)	108/147	06/93->06/95	Drive Shaft	L; R	R				- ASD		AW-4209	A:25/D:62/L:659/D2:108
E-CLASS [W210] 												
E 200 (210.035)	100/136	06/95->08/00	Drive Shaft	L; R	R					48	AW-4508	A:25/D:62/L:674/D2:100
E 200 CDI (210.007)	75/102	06/98->03/02	Drive Shaft	L; R	R	AT; MT				48	AW-4554	A:25/D:62/L:660/D2:108
E 200 D (210.003)	65/88	01/96->03/02	Drive Shaft	L; R	R	AT; MT				48	AW-4508	A:25/D:62/L:674/D2:100
E 200 Kompressor (210.048)	120/163	08/00->03/02	Drive Shaft	L/R	R					48	AW-4508	A:25/D:62/L:674/D2:100
E 220 CDI (210.006)	92/125	06/98->07/99	Drive Shaft	L; R	R	AT; MT				48	AW-4554	A:25/D:62/L:660/D2:108
E 220 CDI (210.006)	105/143	07/99->03/02	Drive Shaft	L; R	R	5AT; 6MT			->01/02; ->ch.B 901885; ->ch.X 079466; MD Model Year 800		AW-4209	A:25/D:62/L:659/D2:108
E 220 D	55/75	05/96->03/02	Drive Shaft	L/R	R					48	AW-4508	A:25/D:62/L:674/D2:100
E 220 D (210.004)	70/95	06/95->07/99	Drive Shaft	L; R	R	AT				48	AW-4508	A:25/D:62/L:674/D2:100
E 230 (210.037)	110/150	06/95->06/97	Drive Shaft	L; R	R					48	AW-4508	A:25/D:62/L:674/D2:100
E 240 (210.061)	125/170	06/97->08/00	Drive Shaft	L; R	R	AT				48	AW-4508	A:25/D:62/L:674/D2:100

									Technical Specification
E 250 D [210.010]	83/113	06/95->07/99	Drive Shaft	L; R	R	AT	48	AW-4508	A:25/D:62/L:674/D2:100
E 280 [210.053]	142/193	01/96->06/97	Drive Shaft	L; R	R	AT	48	AW-4554	A:25/D:62/L:660/D2:108
E 280 [210.063]	150/204	12/96->03/02	Drive Shaft	L; R	R	5AT	48	AW-4209	A:25/D:62/L:659/D2:108
E 280 4-matic [210.081]	150/204	12/96->03/02	Drive Shaft	L/R	R		48	AW-4554	A:25/D:62/L:660/D2:108
E 290 Turbo-D [210.017]	95/129	03/96->07/99	Drive Shaft	L; R	R	AT; MT	48	AW-4554	A:25/D:62/L:660/D2:108
E 320 [210.065]	165/224	06/97->03/02	Drive Shaft	L; R	R	5AT	48	AW-4209	A:25/D:62/L:659/D2:108
E 320 4-matic [210.082]	165/224	06/97->03/02	Drive Shaft	L/R	R		48	AW-4554	A:25/D:62/L:660/D2:108
E 430 [210.070]	205/279	06/97->03/02	Drive Shaft	L/R	R		48	AW-4554	A:25/D:62/L:660/D2:108
E-CLASS Estate [S124] 									
E 200 T [124.079]	100/136	06/93->06/96	Drive Shaft	L; R	R		- ASD	AW-4208	A:25/D:62/L:665/D2:100
E 220 T [124.082]	110/150	06/93->06/96	Drive Shaft	L; R	R		- ASD	AW-4208	A:25/D:62/L:665/D2:100
E 250 TD [124.186]	83/113	06/93->06/96	Drive Shaft	L; R	R		- ASD	AW-4208	A:25/D:62/L:665/D2:100
E 300 T Turbo-D [124.193]	108/147	06/93->06/96	Drive Shaft	L; R	R		- ASD	AW-4209	A:25/D:62/L:659/D2:108
E 300 TD [124.191]	100/136	06/93->06/96	Drive Shaft	L; R	R		- ASD	AW-4209	A:25/D:62/L:659/D2:108
G-CLASS [W460] 									
230 G [460.2]	75/102	02/80->07/87	CV Joint	L; R	F	AT; MT	*	GS-3133	A:27/B:28/D:58/L:172
230 G [460.2]	66/90	03/79->07/93	CV Joint	L; R	F	AT; MT	*	GS-3133	A:27/B:28/D:58/L:172
230 GE [460.2]	92/125	04/82->08/92	CV Joint	L; R	F	AT; MT	*	GS-3133	A:27/B:28/D:58/L:172
230 GE [460.2]	90/122	05/87->08/92	CV Joint	L; R	F	AT; MT	*	GS-3133	A:27/B:28/D:58/L:172
240 GD [460.3]	53/72	03/79->08/87	CV Joint	L; R	F	AT; MT	*	GS-3133	A:27/B:28/D:58/L:172
250 GD [460.3]	62/84	10/87->12/92	CV Joint	L; R	F	AT; MT	*	GS-3133	A:27/B:28/D:58/L:172
250 GD [460.3]	68/92	12/88->08/92	CV Joint	L; R	F	AT; MT	*	GS-3133	A:27/B:28/D:58/L:172
280 GE [460.2]	110/150	08/84->08/89	CV Joint	L; R	F	AT; MT	*	GS-3133	A:27/B:28/D:58/L:172
280 GE [460.2]	115/156	11/79->08/89	CV Joint	L; R	F	AT; MT	*	GS-3133	A:27/B:28/D:58/L:172
300 GD [460.3]	65/88	12/79->12/91	CV Joint	L; R	F	AT; MT	*	GS-3133	A:27/B:28/D:58/L:172
G-CLASS [W461] 									
230 GE [461]	92/125	06/93->	CV Joint	L; R	F	AT; MT	*	GS-3134	A:26/B:28/D:62/L:186
230 GE [461.238, 461.239]	90/122	02/93->	CV Joint	L; R	F	AT; MT	*	GS-3134	A:26/B:28/D:62/L:186
G-CLASS [W463] 									
230 GE [463.224, 463.225]	93/126	06/90->06/93	CV Joint	L; R	F	AT; MT	*	GS-3134	A:26/B:28/D:62/L:186
250 GD [463.324, 463.325]	69/94	06/90->	CV Joint	L; R	F	AT; MT	*	GS-3134	A:26/B:28/D:62/L:186
300 GD [463.327, 463.328]	83/113	09/89->	CV Joint	L; R	F	AT; MT	*	GS-3134	A:26/B:28/D:62/L:186
300 GE [463.227, 463.228]	128/174	06/90->	CV Joint	L; R	F	AT; MT	*	GS-3134	A:26/B:28/D:62/L:186
300 GE [463.227, 463.228]	125/170	06/90->	CV Joint	L; R	F	AT; MT	*	GS-3134	A:26/B:28/D:62/L:186
G-CLASS Cabrio [W463] 									
300 GE [463.207]	125/170	09/89->09/97	CV Joint	L; R	F	AT; MT	*	GS-3134	A:26/B:28/D:62/L:186
GL-CLASS [X164] 									
GL 450 4-matic [164.871]	250/340	09/06->	CV Joint				*	GS-4817	A:30/B:37/D:70,2/L:156
GL 450 CDI 4-matic [164.828]	225/306	05/09->	CV Joint				*	GS-4817	A:30/B:37/D:70,2/L:156



KW/HP



Type

L/R F/R

AT/MT



ABS



Technical Specification

KOMBI Estate [S123]

200 T	80/109	11/80->11/85	Drive Shaft	L; R	R					AW-4207	A:27/D:60/L:627/D2:108
200 T (123.280)	74/101	11/80->11/85	Drive Shaft	L; R	R					AW-4207	A:27/D:60/L:627/D2:108
230 T (123.083)	80/109	09/77->03/80	Drive Shaft	L; R	R					AW-4207	A:27/D:60/L:627/D2:108
230 TE (123.283)	100/136	04/80->11/85	Drive Shaft	L; R	R					AW-4207	A:27/D:60/L:627/D2:108
240 T D	48/65	09/77->02/79	Drive Shaft	L; R	R					AW-4207	A:27/D:60/L:627/D2:108
240 T D (123.183)	53/72	03/79->12/85	Drive Shaft	L; R	R					AW-4207	A:27/D:60/L:627/D2:108
250 T (123.086)	95/129	05/78->10/79	Drive Shaft	L; R	R					AW-4207	A:27/D:60/L:627/D2:108
250 T (123.086)	103/140	05/78->08/82	Drive Shaft	L; R	R					AW-4207	A:27/D:60/L:627/D2:108
280 TE (123.093)	136/185	09/77->11/85	Drive Shaft	L; R	R					AW-4207	A:27/D:60/L:627/D2:108
300 T D (123.190)	65/88	03/79->11/85	Drive Shaft	L; R	R					AW-4207	A:27/D:60/L:627/D2:108
300 T D (123.190)	59/80	09/77->10/85	Drive Shaft	L; R	R					AW-4207	A:27/D:60/L:627/D2:108
300 T Turbo-D (123.193)	92/125	10/80->11/85	Drive Shaft	L; R	R					AW-4207	A:27/D:60/L:627/D2:108

KOMBI Estate [S124]

200 T (124.080)	77/105	01/86->05/90	CV Joint	L; R	R	AT; MT	*	- ASD	GS-3115	B:25/D2:100/L:26	
			Drive Shaft	L; R	R				- ASD	AW-4208	A:25/D:62/L:665/D2:100
200 T (124.080)	80/109	09/85->08/89	CV Joint	L; R	R	AT; MT	*	- ASR; - ASD	GS-3115	B:25/D2:100/L:26	
			Drive Shaft	L; R	R				- ASD	AW-4208	A:25/D:62/L:665/D2:100
200 T D (124.180)	53/72	09/85->08/91	CV Joint	L; R	R	AT; MT	*	- ASR; - ASD	GS-3115	B:25/D2:100/L:26	
			Drive Shaft	L; R	R				- ASD	AW-4208	A:25/D:62/L:665/D2:100
200 T D (124.180)	55/75	09/88->08/91	CV Joint	L; R	R	AT; MT	*	- ASD	GS-3115	B:25/D2:100/L:26	
			Drive Shaft	L; R	R				- ASD	AW-4208	A:25/D:62/L:665/D2:100
200 TE	90/122	09/88->12/89	CV Joint	L; R	R	AT; MT	*	- ASR; - ASD	GS-3115	B:25/D2:100/L:26	
200 TE (124.079)	100/136	05/86->06/93	Drive Shaft	L; R	R				- ASD	AW-4208	A:25/D:62/L:665/D2:100
200 TE (124.081)	87/118	09/88->08/92	CV Joint	L; R	R	AT; MT	*	- ASR; - ASD	GS-3115	B:25/D2:100/L:26	
			Drive Shaft	L; R	R				- ASD	AW-4208	A:25/D:62/L:665/D2:100
220 TE (124.082)	110/150	10/92->05/93	Drive Shaft	L; R	R				- ASD	AW-4208	A:25/D:62/L:665/D2:100
230 TE (124.083)	100/136	09/85->08/92	CV Joint	L; R	R	AT; MT	*	- ASR; - ASD	GS-3115	B:25/D2:100/L:26	
			Drive Shaft	L; R	R				- ASD	AW-4208	A:25/D:62/L:665/D2:100
230 TE (124.083)	97/132	09/85->08/92	CV Joint	L; R	R	AT; MT	*	- ASR; - ASD	GS-3115	B:25/D2:100/L:26	
			Drive Shaft	L; R	R				- ASD	AW-4208	A:25/D:62/L:665/D2:100
230 TE (124.083) CAT	97/132	06/89->08/92	CV Joint	L; R	R	AT; MT	*	- ASR; - ASD	GS-3115	B:25/D2:100/L:26	
			Drive Shaft	L; R	R				- ASD	AW-4208	A:25/D:62/L:665/D2:100
250 T D (124.185)	69/94	01/89->06/93	CV Joint	L; R	R	AT; MT	*	- ASR; - ASD	GS-3115	B:25/D2:100/L:26	
			Drive Shaft	L; R	R				- ASD	AW-4208	A:25/D:62/L:665/D2:100
250 T D (124.185)	66/90	09/85->06/93	CV Joint	L; R	R	AT; MT	*	- ASR; - ASD	GS-3115	B:25/D2:100/L:26	
			Drive Shaft	L; R	R				- ASD	AW-4208	A:25/D:62/L:665/D2:100
300 T D (124.190)	81/110	01/89->06/93	Drive Shaft	L; R	R				- ASD	AW-4209	A:25/D:62/L:659/D2:108
300 T D (124.190)	83/113	01/89->06/93	Drive Shaft	L; R	R				- ASD	AW-4209	A:25/D:62/L:659/D2:108
300 T D (124.190)	80/109	09/86->06/93	Drive Shaft	L; R	R				- ASD	AW-4209	A:25/D:62/L:659/D2:108
300 T Turbo-D (124.193)	108/147	01/89->06/93	Drive Shaft	L; R	R				- ASD	AW-4209	A:25/D:62/L:659/D2:108
300 TE (124.090)	132/180	01/86->08/92	Drive Shaft	L; R	R				- ASD	AW-4209	A:25/D:62/L:659/D2:108
300 TE (124.090)	138/188	01/86->12/89	Drive Shaft	L; R	R				- ASD	AW-4209	A:25/D:62/L:659/D2:108



KW/HP



Type

L/R F/R

AT/MT



ABS



Technical Specification

M-CLASS (W164)









ML 280 CDI 4-matic (164.120)	140/190	07/05->07/09	CV Joint	L; R	F	*		GS-4817	A:30/B:37/D:70,2/L:156
ML 300 CDI 4-matic (164.120)	140/190	07/09->	CV Joint		F	*		GS-4817	A:30/B:37/D:70,2/L:156
ML 300 CDI 4-matic (164.121)	150/204	02/10->	CV Joint		F	*		GS-4817	A:30/B:37/D:70,2/L:156
ML 320 CDI 4-matic (164.122)	165/224	07/05->07/09	CV Joint	L; R	F	*		GS-4817	A:30/B:37/D:70,2/L:156
ML 350 4-matic (164.186)	200/272	07/05->	CV Joint		F	*		GS-4817	A:30/B:37/D:70,2/L:156
ML 350 CDI 4-matic	155/211	09/09->	CV Joint		F	*		GS-4817	A:30/B:37/D:70,2/L:156
ML 350 CDI 4-matic (164.122)	165/224	07/09->	CV Joint		F	*		GS-4817	A:30/B:37/D:70,2/L:156
ML 350 CDI 4-matic (164.125)	170/231	02/10->	CV Joint		F	*		GS-4817	A:30/B:37/D:70,2/L:156
ML 420 CDI 4-matic (164.128)	225/306	02/06->09/09	CV Joint	L; R	F	*		GS-4817	A:30/B:37/D:70,2/L:156
ML 450 CDI 4-matic (164.128)	225/306	09/09->	CV Joint		F	*		GS-4817	A:30/B:37/D:70,2/L:156
ML 500 4-matic (164.172)	285/388	12/07->	CV Joint		F	*		GS-4817	A:30/B:37/D:70,2/L:156
ML 500 4-matic (164.175)	225/306	07/05->	CV Joint	L; R	F	*		GS-4817	A:30/B:37/D:70,2/L:156
ML 63 AMG 4-matic (164.177)	375/510	01/06->	CV Joint		F	*		GS-4817	A:30/B:37/D:70,2/L:156
















Saloon (W123)









200	62/84	02/76->08/80	Drive Shaft	L; R	R			AW-4207	A:27/D:60/L:627/D2:108
200	74/101	06/80->11/85	Drive Shaft	L; R	R			AW-4207	A:27/D:60/L:627/D2:108
200 (123.020)	69/94	02/76->08/80	Drive Shaft	L; R	R			AW-4207	A:27/D:60/L:627/D2:108
200 (123.220)	80/109	06/80->11/85	Drive Shaft	L; R	R			AW-4207	A:27/D:60/L:627/D2:108
200 D	44/60	03/79->11/85	Drive Shaft	L; R	R			AW-4207	A:27/D:60/L:627/D2:108
200 D (123.120)	40/55	07/76->02/79	Drive Shaft	L; R	R			AW-4207	A:27/D:60/L:627/D2:108
220 D	49/67	01/77->03/79	Drive Shaft	L; R	R			AW-4207	A:27/D:60/L:627/D2:108
220 D (123.126)	44/60	01/76->02/79	Drive Shaft	L; R	R			AW-4207	A:27/D:60/L:627/D2:108
230 (123.023)	80/109	02/76->03/81	Drive Shaft	L; R	R			AW-4207	A:27/D:60/L:627/D2:108
230 E (123.223)	100/136	04/80->12/85	Drive Shaft	L; R	R			AW-4207	A:27/D:60/L:627/D2:108
240 D (123.123)	48/65	02/76->02/79	Drive Shaft	L; R	R			AW-4207	A:27/D:60/L:627/D2:108
240 D (123.123)	53/72	03/79->11/85	Drive Shaft	L; R	R			AW-4207	A:27/D:60/L:627/D2:108
250 (123.026)	95/129	02/76->10/79	Drive Shaft	L; R	R			AW-4207	A:27/D:60/L:627/D2:108
250 (123.026)	103/140	10/79->07/85	Drive Shaft	L; R	R			AW-4207	A:27/D:60/L:627/D2:108
280 (123.030)	115/156	02/76->08/81	Drive Shaft	L; R	R			AW-4207	A:27/D:60/L:627/D2:108
280 E	130/177	08/76->08/81	Drive Shaft	L; R	R			AW-4207	A:27/D:60/L:627/D2:108
280 E (123.033)	136/185	02/76->11/85	Drive Shaft	L; R	R			AW-4207	A:27/D:60/L:627/D2:108
300 D (123.130)	59/80	02/76->07/80	Drive Shaft	L; R	R			AW-4207	A:27/D:60/L:627/D2:108
300 D (123.130)	65/88	03/79->11/85	Drive Shaft	L; R	R			AW-4207	A:27/D:60/L:627/D2:108
300 Turbo-D (123.133)	92/125	08/81->07/85	Drive Shaft	L; R	R			AW-4207	A:27/D:60/L:627/D2:108

Saloon (W124)

200	77/105	01/86->05/90	CV Joint	L; R	R	AT; MT	*	- ASR; - ASD	GS-3115	B:25/D2:100/L:26
200 (124.020)	75/102	01/86->05/90	CV Joint	L; R	R	AT; MT	*	- ASR; - ASD	GS-3115	B:25/D2:100/L:26
			Drive Shaft	L; R	R			- ASD	AW-4208	A:25/D:62/L:665/D2:100
200 (124.020)	80/109	12/85->05/90	CV Joint	L; R	R	AT; MT	*	- ASR; - ASD	GS-3115	B:25/D2:100/L:26
			Drive Shaft	L; R	R			- ASD	AW-4208	A:25/D:62/L:665/D2:100
200 D (124.120)	55/75	08/89->06/93	CV Joint	L; R	R	AT; MT	*	- ASR; - ASD	GS-3115	B:25/D2:100/L:26
			Drive Shaft	L; R	R			- ASD	AW-4208	A:25/D:62/L:665/D2:100

	KW/HP		Type	L/R	F/R	AT/MT			ABS			Technical Specification
200 D (124.120)	53/72	12/84->08/89	CV Joint	L; R	R	AT; MT			*	- ASR; - ASD	GS-3115	B:25/D2:100/L:26
			Drive Shaft	L; R	R					- ASD	AW-4208	A:25/D:62/L:665/D2:100
200 E (124.019)	100/136	10/92->06/93	Drive Shaft	L; R	R					- ASD	AW-4208	A:25/D:62/L:665/D2:100
200 E (124.021)	87/118	09/88->08/92	CV Joint	L; R	R	AT; MT			*	- ASR; - ASD	GS-3115	B:25/D2:100/L:26
			Drive Shaft	L; R	R					- ASD	AW-4208	A:25/D:62/L:665/D2:100
200 E (124.021)	90/122	09/88->12/89	Drive Shaft	L; R	R					- ASD	AW-4208	A:25/D:62/L:665/D2:100
220 E (124.022)	110/150	10/92->06/93	Drive Shaft	L; R	R					- ASD	AW-4208	A:25/D:62/L:665/D2:100
230 E (124.023)	100/136	01/85->06/93	CV Joint	L; R	R	AT; MT			*	- ASR; - ASD	GS-3115	B:25/D2:100/L:26
			Drive Shaft	L; R	R					- ASD	AW-4208	A:25/D:62/L:665/D2:100
230 E (124.023)	97/132	12/84->03/92	CV Joint	L; R	R	AT; MT			*	- ASR; - ASD	GS-3115	B:25/D2:100/L:26
			Drive Shaft	L; R	R					- ASD	AW-4208	A:25/D:62/L:665/D2:100
230 E (124.023) CAT	97/132	06/89->06/93	CV Joint	L; R	R	AT; MT			*	- ASR; - ASD	GS-3115	B:25/D2:100/L:26
			Drive Shaft	L; R	R					- ASD	AW-4208	A:25/D:62/L:665/D2:100
250 D (124.125)	69/94	01/89->06/93	CV Joint	L; R	R	AT; MT			*	- ASR; - ASD	GS-3115	B:25/D2:100/L:26
			Drive Shaft	L; R	R					- ASD	AW-4208	A:25/D:62/L:665/D2:100
250 D (124.125)	66/90	04/85->06/93	CV Joint	L; R	R	AT; MT			*	- ASR; - ASD	GS-3115	B:25/D2:100/L:26
			Drive Shaft	L; R	R					- ASD	AW-4208	A:25/D:62/L:665/D2:100
250 Turbo-D (124.128)	93/126	09/88->06/93	Drive Shaft	L; R	R					- ASD	AW-4209	A:25/D:62/L:659/D2:108
260 E (124.026)	118/160	09/85->08/92	Drive Shaft	L; R	R					- ASD	AW-4209	A:25/D:62/L:659/D2:108
260 E (124.026)	122/166	09/85->12/89	Drive Shaft	L; R	R					- ASD	AW-4209	A:25/D:62/L:659/D2:108
300 D (124.130)	81/110	06/90->06/93	Drive Shaft	L; R	R					- ASD	AW-4209	A:25/D:62/L:659/D2:108
300 D (124.130)	83/113	08/89->06/93	Drive Shaft	L; R	R					- ASD	AW-4209	A:25/D:62/L:659/D2:108
300 D (124.130)	80/109	12/84->08/89	Drive Shaft	L; R	R					- ASD	AW-4209	A:25/D:62/L:659/D2:108
300 E (124.030)	132/180	08/85->08/92	Drive Shaft	L; R	R					- ASD	AW-4209	A:25/D:62/L:659/D2:108
300 E-24 (124.031)	162/220	09/88->08/92	Drive Shaft	L; R	R					- ASD	AW-4209	A:25/D:62/L:659/D2:108
300 Turbo-D (124.133)	105/143	09/86->09/88	Drive Shaft	L; R	R					- ASD	AW-4209	A:25/D:62/L:659/D2:108
300 Turbo-D (124.133)	108/147	09/88->06/93	Drive Shaft	L; R	R					- ASD	AW-4209	A:25/D:62/L:659/D2:108
SL (R107) 												
280 SL (107.042)	130/177	06/76->09/81	Drive Shaft	L; R	R						AW-4207	A:27/D:60/L:627/D2:108
280 SL (107.042)	136/185	08/74->07/85	Drive Shaft	L; R	R						AW-4207	A:27/D:60/L:627/D2:108
350 SL (107.043)	143/195	05/71->02/80	Drive Shaft	L; R	R						AW-4207	A:27/D:60/L:627/D2:108
380 SL (107.045)	160/218	09/80->08/81	Drive Shaft	L; R	R						AW-4207	A:27/D:60/L:627/D2:108
380 SL (107.045)	150/204	09/80->08/85	Drive Shaft	L; R	R						AW-4207	A:27/D:60/L:627/D2:108
420 SL (107.047)	150/204	01/86->08/89	Drive Shaft	L; R	R						AW-4207	A:27/D:60/L:627/D2:108
420 SL (107.047)	160/218	01/86->08/89	Drive Shaft	L; R	R						AW-4207	A:27/D:60/L:627/D2:108
450 SL (107.044)	160/218	09/75->10/80	Drive Shaft	L; R	R						AW-4207	A:27/D:60/L:627/D2:108
450 SL (107.044)	165/224	10/72->10/80	Drive Shaft	L; R	R						AW-4207	A:27/D:60/L:627/D2:108
500 SL (107.046)	170/231	05/80->12/85	Drive Shaft	L; R	R						AW-4207	A:27/D:60/L:627/D2:108
500 SL (107.046)	177/241	05/80->12/81	Drive Shaft	L; R	R						AW-4207	A:27/D:60/L:627/D2:108
SL Coupe (C107) 												
280 SLC (107.022)	130/177	06/76->09/81	Drive Shaft	L; R	R						AW-4207	A:27/D:60/L:627/D2:108
280 SLC (107.022)	136/185	08/74->09/81	Drive Shaft	L; R	R						AW-4207	A:27/D:60/L:627/D2:108
350 SLC (107.023)	147/200	01/72->02/76	Drive Shaft	L; R	R						AW-4207	A:27/D:60/L:627/D2:108
350 SLC (107.023)	143/195	03/76->02/80	Drive Shaft	L; R	R						AW-4207	A:27/D:60/L:627/D2:108

									Technical Specification	
380 SLC (107.025)	160/218	07/80->08/81	Drive Shaft	L; R	R			AW-4207	A:27/D:60/L:627/D2:108	
450 SLC (107.024)	165/225	01/73->11/75	Drive Shaft	L; R	R			AW-4207	A:27/D:60/L:627/D2:108	
450 SLC (107.024)	160/218	09/75->08/79	Drive Shaft	L; R	R			AW-4207	A:27/D:60/L:627/D2:108	
450 SLC 5.0 (107.026)	177/241	06/78->02/80	Drive Shaft	L; R	R			AW-4207	A:27/D:60/L:627/D2:108	
SLK (R170) 										
200 (170.435)	100/136	09/96->03/00	Drive Shaft	L; R	R		- ETC	AW-4206	A:25/D:62/L:627/D2:100	
			Drive Shaft	L; R	R		- ETC	AW-4215	A:25/D:62/L:630/D2:100	
SPRINTER 3-t Bus (903) 										
312 D 2.9 4x4	90/122	05/97->08/02	CV Joint	L; R	F	*		GS-3681	A:26/B:28/D:62/L:186	
V-CLASS (638/2) 										
V 200 (638.214, 638.294)	95/129	02/97->07/03	CV Joint		F	*		GS-3105	B:28/D2:108/L:32	
			CV Joint		F	*	48	+ ABS	GS-3629	A:27/B:27/D:59,8/L:162
			Drive Shaft	L; R	F		48	+ ABS	AW-4543	A:27/D:59,8/L:515/D2:108
V 200 CDI (638.294)	75/102	03/99->07/03	CV Joint		F	*		GS-3767	B:30/D2:122/L:36,2	
			CV Joint		F	*	48		GS-3768	A:27/B:36/D:71,5/L:167
			CV Joint		F	*			GS-3769	A:27/B:36/D:71,5/L:167
			Drive Shaft	L; R	F		48	+ ABS	AW-4690	A:27/D:71,5/L:506/D2:122
			CV Joint		F	*			GS-3767	B:30/D2:122/L:36,2
V 220 CDI (638.294)	90/122	03/99->07/03	CV Joint		F	*	48	GS-3768	A:27/B:36/D:71,5/L:167	
			CV Joint		F	*			GS-3769	A:27/B:36/D:71,5/L:167
			Drive Shaft	L; R	F		48	+ ABS	AW-4690	A:27/D:71,5/L:506/D2:122
V 230 (638.234, 638.294)	105/143	10/96->07/03	CV Joint		F	*		GS-3105	B:28/D2:108/L:32	
			CV Joint		F	*	48	+ ABS	GS-3629	A:27/B:27/D:59,8/L:162
			Drive Shaft	L; R	F		48	+ ABS	AW-4543	A:27/D:59,8/L:515/D2:108
V 230 TD (638.274)	72/98	09/96->07/03	CV Joint		F	*		GS-3105	B:28/D2:108/L:32	
			CV Joint		F	*	48	+ ABS	GS-3629	A:27/B:27/D:59,8/L:162
			Drive Shaft	L; R	F		48	+ ABS	AW-4543	A:27/D:59,8/L:515/D2:108
V 280 (638.244, 638.294)	128/174	08/97->07/03	CV Joint		F	*	+ ABS	GS-3105	B:28/D2:108/L:32	
			CV Joint		F	*	48	+ ABS	GS-3629	A:27/B:27/D:59,8/L:162
			Drive Shaft	L; R	F		48	+ ABS	AW-4543	A:27/D:59,8/L:515/D2:108
VIANO (W639) 										
CDI 2.0	80/109	09/03->	CV Joint		R	*	engine output 81 kw	GS-3960	A:30/B:36/D:70/L:163	
CDI 2.0 4-matic	80/109	07/05->	CV Joint		R	*	engine output 81 kw	GS-3960	A:30/B:36/D:70/L:163	
VITO / MIXTO Box (W639) 										
109 CDI	65/88	09/03->	CV Joint		R	*		GS-3960	A:30/B:36/D:70/L:163	
111 CDI	80/109	09/03->	CV Joint		R	*		GS-3960	A:30/B:36/D:70/L:163	
VITO Box (638) 										
108 CDI 2.2 (638.094)	60/82	03/99->07/03	CV Joint		F	*		GS-3767	B:30/D2:122/L:36,2	
			CV Joint		F	*	48		GS-3768	A:27/B:36/D:71,5/L:167
			CV Joint		F	*			GS-3769	A:27/B:36/D:71,5/L:167
			Drive Shaft	L; R	F		48	+ ABS	AW-4690	A:27/D:71,5/L:506/D2:122
108 D 2.3 (638.064)	58/79	03/97->07/03	CV Joint		F	*		GS-3105	B:28/D2:108/L:32	
			CV Joint		F	*	48	+ ABS	GS-3629	A:27/B:27/D:59,8/L:162
			Drive Shaft	L; R	F		48	+ ABS	AW-4543	A:27/D:59,8/L:515/D2:108

	kw/HP		Type	L/R	F/R	AT/MT			ABS			Technical Specification
110 CDI 2.2 (638.094)	75/102	03/99->07/03	CV Joint		F			*			GS-3767	B:30/D2:122/L:36,2
			CV Joint		F		*	48		GS-3768	A:27/B:36/D:71,5/L:167	
			CV Joint				*			GS-3769	A:27/B:36/D:71,5/L:167	
			Drive Shaft	L; R	F			48	+ABS	AW-4690	A:27/D:71,5/L:506/D2:122	
110 D 2.3 (638.074)	72/98	03/97->07/03	CV Joint		F			*			GS-3105	B:28/D2:108/L:32
			CV Joint		F		*	48	+ABS	GS-3629	A:27/B:27/D:59,8/L:162	
			Drive Shaft	L; R	F			48	+ABS	AW-4543	A:27/D:59,8/L:515/D2:108	
112 CDI 2.2 (638.094)	90/122	03/99->07/03	CV Joint		F			*			GS-3767	B:30/D2:122/L:36,2
			CV Joint		F		*	48		GS-3768	A:27/B:36/D:71,5/L:167	
			CV Joint				*		trans.type 5MT	GS-3769	A:27/B:36/D:71,5/L:167	
			Drive Shaft	L; R	F			48	+ABS	AW-4690	A:27/D:71,5/L:506/D2:122	
113 2.0 (638.014, 638.094)	95/129	03/97->07/03	CV Joint		F			*			GS-3105	B:28/D2:108/L:32
			CV Joint		F		*	48	+ABS	GS-3629	A:27/B:27/D:59,8/L:162	
			Drive Shaft	L; R	F			48	+ABS	AW-4543	A:27/D:59,8/L:515/D2:108	
114 2.3 (638.034, 638.094)	105/143	03/97->07/03	CV Joint		F			*			GS-3105	B:28/D2:108/L:32
			CV Joint		F		*	48	+ABS	GS-3629	A:27/B:27/D:59,8/L:162	
			Drive Shaft	L; R	F			48	+ABS	AW-4543	A:27/D:59,8/L:515/D2:108	
VITO Bus (638) 												
108 CDI 2.2 (638.194)	60/82	03/99->07/03	CV Joint		F			*			GS-3767	B:30/D2:122/L:36,2
			CV Joint		F		*	48		GS-3768	A:27/B:36/D:71,5/L:167	
			CV Joint				*			GS-3769	A:27/B:36/D:71,5/L:167	
			Drive Shaft	L; R	F			48	+ABS	AW-4690	A:27/D:71,5/L:506/D2:122	
108 D 2.3 (638.164)	58/79	02/96->07/03	CV Joint		F			*			GS-3105	B:28/D2:108/L:32
			Drive Shaft	L; R	F			48	+ABS	AW-4543	A:27/D:59,8/L:515/D2:108	
110 CDI 2.2 (638.194)	75/102	03/99->07/03	CV Joint		F			*			GS-3767	B:30/D2:122/L:36,2
			CV Joint		F		*	48		GS-3768	A:27/B:36/D:71,5/L:167	
			CV Joint				*			GS-3769	A:27/B:36/D:71,5/L:167	
			Drive Shaft	L; R	F			48	+ABS	AW-4690	A:27/D:71,5/L:506/D2:122	
110 TD 2.3 (638.174)	72/98	02/96->07/03	CV Joint		F			*			GS-3105	B:28/D2:108/L:32
			CV Joint		F		*	48	+ABS	GS-3629	A:27/B:27/D:59,8/L:162	
			Drive Shaft	L; R	F			48	+ABS	AW-4543	A:27/D:59,8/L:515/D2:108	
112 CDI 2.2 (638.194)	90/122	03/99->07/03	CV Joint		F			*			GS-3767	B:30/D2:122/L:36,2
			CV Joint		F		*	48		GS-3768	A:27/B:36/D:71,5/L:167	
			CV Joint				*		trans.type 5MT	GS-3769	A:27/B:36/D:71,5/L:167	
			Drive Shaft	L; R	F			48	+ABS	AW-4690	A:27/D:71,5/L:506/D2:122	
113 2.0 (638.114, 638.194)	95/129	02/96->07/03	CV Joint		F			*			GS-3105	B:28/D2:108/L:32
			CV Joint		F		*	48	+ABS	GS-3629	A:27/B:27/D:59,8/L:162	
			Drive Shaft	L; R	F			48	+ABS	AW-4543	A:27/D:59,8/L:515/D2:108	
114 2.3 (638.134, 638.194)	105/143	12/96->07/03	CV Joint		F			*			GS-3105	B:28/D2:108/L:32
			CV Joint		F		*	48	+ABS	GS-3629	A:27/B:27/D:59,8/L:162	
			Drive Shaft	L; R	F			48	+ABS	AW-4543	A:27/D:59,8/L:515/D2:108	
VITO Bus (W639) 												
109 CDI	65/88	09/03->	CV Joint		R			*			GS-3960	A:30/B:36/D:70/L:163
111 CDI	80/109	09/03->	CV Joint		R			*			GS-3960	A:30/B:36/D:70/L:163



kW/HP



Type

L/R F/R

AT/MT



ABS



Technical Specification

MINI

MINI (R50, R53)

Cooper	85/116	06/01->09/06	CV Joint	F	*		GS-3870	A:26/B:21/D:53,5/L:137
One	66/90	06/01->09/06	CV Joint	F	*		GS-3870	A:26/B:21/D:53,5/L:137

MINI Convertible (R52)

Cooper	85/116	07/04->11/07	CV Joint	F	*		GS-3870	A:26/B:21/D:53,5/L:137
One	66/90	07/04->11/07	CV Joint	F	MT	*	GS-3870	A:26/B:21/D:53,5/L:137









MITSUBISHI

AIRTREK I (CU_W)

2.0 (CU2W)	100/136	05/03->10/06	CV Joint		*	43	GS-3958	A:25/B:29/D:57/L:151,5
2.0 4WD	177/241	01/02->10/06	CV Joint		*	43	GS-3958	A:25/B:29/D:57/L:151,5
2.0 4WD (CU2W)	100/136	05/03->10/06	CV Joint		*	43	GS-3958	A:25/B:29/D:57/L:151,5
2.0 4WD (CU2W)	93/126	05/03->10/06	CV Joint		*	43	GS-3958	A:25/B:29/D:57/L:151,5
2.0 Turbo 4WD (CU2W)	148/201	04/04->10/06	CV Joint		*	43	GS-3958	A:25/B:29/D:57/L:151,5
2.4 4WD	102/139	05/03->10/06	CV Joint		*	43	GS-3958	A:25/B:29/D:57/L:151,5
2.4 4WD (CU5W)	118/160	11/03->10/06	CV Joint		*	43	GS-3958	A:25/B:29/D:57/L:151,5

CARISMA (DA_)

1.6 (DA1A)	73/99	05/97->06/06	CV Joint	F	*	43	+ ABS; 06/99->	GS-3310	A:25/B:23/D:54/L:155		
			CV Joint	F	*	43	->05/99	GS-3617	A:25/B:29/D:54/L:159		
			CV Joint	L; R	F	AT; MT	*		->10/04; 06/99->	GS-3618	A:25/B:23/D:54/L:155
			CV Joint	L; R	F	AT; MT	*	*	->05/99; 08/97->	GS-4792	A:25/B:23/D:41/L:155,5
1.6 (DA1A)	66/90	07/95->06/06	CV Joint	F	*	43	06/99->	GS-3310	A:25/B:23/D:54/L:155		
			CV Joint	F	*	43	->05/99	GS-3617	A:25/B:29/D:54/L:159		
			CV Joint	L; R	F	AT; MT	*		->05/00; 06/99->	GS-3618	A:25/B:23/D:54/L:155
			CV Joint	F	*	43	->05/00	GS-3720	A:25/B:23/D:54/L:159,5		
1.6 (DA1A)	76/103	09/00->06/06	CV Joint	L; R	F	AT; MT	*	*	->05/99	GS-4792	A:25/B:23/D:41/L:155,5
			CV Joint	F	AT	*	43	->10/04; GKN	GS-3720	A:25/B:23/D:54/L:159,5	
			CV Joint	F	*	43	06/99->	GS-3310	A:25/B:23/D:54/L:155		
			CV Joint	F	*	43	->05/99	GS-3617	A:25/B:29/D:54/L:159		
1.6 (DA1A)	70/95	12/98->06/06	CV Joint	L; R	F	AT; MT	*		->10/04; 06/99->	GS-3618	A:25/B:23/D:54/L:155
			CV Joint	L; R	F	AT; MT	*	*	->05/99	GS-4792	A:25/B:23/D:41/L:155,5
			CV Joint	F	*	43				GS-3617	A:25/B:29/D:54/L:159
			CV Joint	F	AT	*	43			GS-3720	A:25/B:23/D:54/L:159,5
1.8 (DA2A)	85/116	07/95->07/97	CV Joint	L; R	F	AT; MT	*	*		GS-4792	A:25/B:23/D:41/L:155,5
			CV Joint	F	AT	*	43			GS-3720	A:25/B:23/D:54/L:159,5

	KW/HP		Type	L/R	F/R	AT/MT			ABS			Technical Specification	
1.8 16V GDI (DA2A)	92/125	09/97->06/06	CV Joint		F	AT	*		43	+ ABS; ->10/04; 06/99->; 10/04->; GKN; NTN	GS-3310	A:25/B:23/D:54/L:155	
			CV Joint		F		*		43	->05/99	GS-3617	A:25/B:29/D:54/L:159	
			CV Joint	L; R	F	AT; MT	*				->10/04; 06/99->	GS-3618	A:25/B:23/D:54/L:155
			CV Joint		F	AT; MT	*			43	->10/04; 03/99->; GKN	GS-3720	A:25/B:23/D:54/L:159,5
			CV Joint	L; R	F	AT; MT	*	*			->05/99	GS-4792	A:25/B:23/D:41/L:155,5
1.8 GDI (DA2A)	90/122	10/00->06/06	CV Joint		F		*		43	->10/04	GS-3720	A:25/B:23/D:54/L:159,5	
1.8 MSX - 16V (DA2A)	103/140	07/95->07/97	CV Joint		F		*		43		GS-3617	A:25/B:29/D:54/L:159	
			CV Joint		R	F	*	*			- ABS	GS-4792	A:25/B:23/D:41/L:155,5
1.9 DI-D	85/115	09/00->06/06	CV Joint	L; R	F		*		43	->10/04	GS-3837	A:26/B:33/D:54/L:155	
1.9 DI-D (DA5A)	75/102	09/00->06/06	CV Joint	L; R	F		*		43	->10/04	GS-3837	A:26/B:33/D:54/L:155	
1.9 TD (DA4A)	66/90	10/96->09/00	CV Joint		F		*		43	+ ABS; ->05/99	GS-3617	A:25/B:29/D:54/L:159	
			CV Joint	L; R	F	AT; MT	*	*			->05/99	GS-4792	A:25/B:23/D:41/L:155,5
CARISMA Saloon (DA_) 													
1.6 (DA1A)	73/99	05/97->06/06	CV Joint		F		*		43	06/99->	GS-3310	A:25/B:23/D:54/L:155	
			CV Joint		F		*		43	->05/99	GS-3617	A:25/B:29/D:54/L:159	
			CV Joint	L; R	F	AT; MT	*				->10/04; 06/99->	GS-3618	A:25/B:23/D:54/L:155
			CV Joint		F	AT	*			43	->10/04	GS-3720	A:25/B:23/D:54/L:159,5
			CV Joint	L; R	F	AT; MT	*	*				->05/99; 08/97->	GS-4792
1.6 (DA1A)	76/103	09/00->06/06	CV Joint		F	AT	*		43	->10/04; gkn	GS-3720	A:25/B:23/D:54/L:159,5	
1.6 (DA1A)	66/90	09/96->06/06	CV Joint		F		*		43	06/99->	GS-3310	A:25/B:23/D:54/L:155	
			CV Joint		F		*		43	->05/99	GS-3617	A:25/B:29/D:54/L:159	
			CV Joint	L; R	F	AT; MT	*				->09/00; 06/99->	GS-3618	A:25/B:23/D:54/L:155
			CV Joint		F	AT	*			43	->09/00	GS-3720	A:25/B:23/D:54/L:159,5
			CV Joint	L; R	F	AT; MT	*	*				->05/99	GS-4792
1.6 (DA1A)	70/95	12/98->06/06	CV Joint		F		*		43	06/99->	GS-3310	A:25/B:23/D:54/L:155	
			CV Joint		F		*		43	->05/99	GS-3617	A:25/B:29/D:54/L:159	
			CV Joint	L; R	F	AT; MT	*				->10/04; 06/99->	GS-3618	A:25/B:23/D:54/L:155
			CV Joint		F		*			43	+ ABS; 03/99->	GS-3720	A:25/B:23/D:54/L:159,5
			CV Joint	L; R	F	AT; MT	*	*				->05/99	GS-4792
1.8 (DA2A)	85/115	09/96->09/97	CV Joint		F	AT	*		43		GS-3720	A:25/B:23/D:54/L:159,5	
			CV Joint	L; R	F	AT; MT	*	*			GS-4792	A:25/B:23/D:41/L:155,5	
			CV Joint		F		*			43	->10/04; 06/99->; NTN	GS-3310	A:25/B:23/D:54/L:155
1.8 16V GDI (DA2A)	92/125	09/97->06/06	CV Joint		F		*		43	->05/99	GS-3617	A:25/B:29/D:54/L:159	
			CV Joint	L; R	F	AT; MT	*				->10/04; 06/99->	GS-3618	A:25/B:23/D:54/L:155
			CV Joint		F	AT; MT	*			43	->10/04; 03/99->; GKN	GS-3720	A:25/B:23/D:54/L:159,5
			CV Joint	L; R	F	AT; MT	*	*				->05/99	GS-4792
1.8 GDI (DA2A)	90/122	10/00->06/06	CV Joint		F		*		43	->11/04; GKN	GS-3720	A:25/B:23/D:54/L:159,5	
1.9 DI-D	85/115	09/00->06/06	CV Joint	L; R	F		*		43	->10/04	GS-3837	A:26/B:33/D:54/L:155	
1.9 DI-D (DA5A)	75/102	09/00->06/06	CV Joint	L; R	F		*		43	->10/04	GS-3837	A:26/B:33/D:54/L:155	
1.9 TD (DA4A)	66/90	10/96->09/00	CV Joint		F		*		43	+ ABS; ->05/99	GS-3617	A:25/B:29/D:54/L:159	
			CV Joint	L; R	F	AT; MT	*	*			->05/99	GS-4792	A:25/B:23/D:41/L:155,5
COLT CZC Convertible (RG) 													
1.5	80/109	05/06->07/09	CV Joint				*			- ABS; + ABS	GS-4711	A:25/B:21/D:54/L:157	



kW/HP



Type

L/R F/R

AT/MT



ABS



Technical Specification

COLT I (A15_A)

1.2 GL (A151A)	40/55	12/78->01/84	CV Joint	F		*	09/81->	GS-3283	A:25/B:22/D:50/L:153
			CV Joint		AT; MT	*	->08/81	GS-3284	A:25/B:22/D:50/L:153
1.4 GLX,GT (A152A)	51/70	05/79->01/84	CV Joint	F		*		GS-3283	A:25/B:22/D:50/L:153
1.4 Turbo (A152A)	77/105	09/81->01/84	CV Joint	F		*		GS-3283	A:25/B:22/D:50/L:153

COLT II (C1_A)

1.2 EL,GL (C15A)	40/55	02/84->09/86	CV Joint			*	->05/86	GS-3284	A:25/B:22/D:50/L:153
1.2 EL,GL (C15A)	44/60	09/86->04/88	CV Joint	F		*		GS-3289	A:25/B:23/D:50/L:158
1.3 EL,GL (C11A)	49/67	06/86->04/88	CV Joint		AT; MT	*		GS-3284	A:25/B:22/D:50/L:153
			CV Joint		AT; MT	*		GS-3284	A:25/B:22/D:50/L:153
1.5 GLX (C12A)	55/75	09/84->04/88	CV Joint	F		*	06/86->	GS-3289	A:25/B:23/D:50/L:158
			CV Joint		AT; MT	*	ver. DESIGN MMC	GS-3284	A:25/B:22/D:50/L:153
1.5 GLX (C12A)	51/70	09/85->04/88	CV Joint	F		*	06/86->	GS-3289	A:25/B:23/D:50/L:158
1.6 Turbo ECi (C13A)	92/125	02/84->04/88	CV Joint	F		*		GS-3283	A:25/B:22/D:50/L:153
1.6 Turbo ECi (C13A)	77/105	07/86->04/88	CV Joint	F		*		GS-3283	A:25/B:22/D:50/L:153
1.8 GL Diesel (C14A)	43/58	02/84->09/86	CV Joint	F		*		GS-3289	A:25/B:23/D:50/L:158
1.8 GL Diesel (C14A)	44/60	09/86->04/88	CV Joint	F		*		GS-3289	A:25/B:23/D:50/L:158

COLT III (C5_A)

1.3 (C51A)	51/70	04/88->05/92	CV Joint			*	MD DESIGN: NTN	GS-3284	A:25/B:22/D:50/L:153
1.3 12V (C51A)	55/75	04/88->05/92	CV Joint			*	MD DESIGN: NTN	GS-3284	A:25/B:22/D:50/L:153
1.3 GL (C61A)	44/60	04/88->12/90	CV Joint			*	MD DESIGN: NTN	GS-3284	A:25/B:22/D:50/L:153
			CV Joint	R	F	*		GS-3285	A:25/B:23/D:50/L:155
			CV Joint	L	F	*		GS-3286	A:25/B:30/D:50/L:155,5
1.6 GTi 16V (C53A)	91/124	04/88->05/90	CV Joint			*		GS-3287	A:25/B:30/D:50/L:151,5
			CV Joint	R	F	*		GS-3289	A:25/B:23/D:50/L:158
1.8 Diesel GLX (C54A)	44/60	04/88->05/92	CV Joint	F		*		GS-3286	A:25/B:30/D:50/L:155,5

COLT IV (CA_A)

1.3 GLi 12V (CA1A)	55/75	04/92->04/96	CV Joint			*		GS-3292	A:25/B:22/D:54/L:154,8
1.6 (CA4A)	66/90	02/94->04/96	CV Joint			*		GS-3287	A:25/B:30/D:50/L:151,5
			CV Joint			*		GS-3287	A:25/B:30/D:50/L:151,5
1.6 GLXi 16V (CA4A)	83/113	04/92->04/96	CV Joint			*		GS-3292	A:25/B:22/D:54/L:154,8
			CV Joint	F		*	- ABS	GS-3298	A:25/B:30/D:54/L:155,5
			CV Joint			*		GS-3287	A:25/B:30/D:50/L:151,5
1.8 GTi 16V (CA5A)	103/140	04/92->04/96	CV Joint	F		*	- ABS	GS-3298	A:25/B:30/D:54/L:155,5

COLT V (CJ_, CP_)

1300 (CJ1A)	60/82	06/00->09/03	CV Joint			*	43 + ABS	GS-3638	A:25/B:29/D:54/L:153
1300 GL, GLX (CJ1A)	55/75	05/96->06/00	CV Joint			*	43 + ABS	GS-3638	A:25/B:29/D:54/L:153
1600	76/103	09/00->09/03	CV Joint			*	43	GS-3639	A:25/B:30/D:54/L:155
1600 GLX (CJ4A)	66/90	05/96->09/00	CV Joint			*	43	GS-3639	A:25/B:30/D:54/L:155

COLT VI (Z3_A, Z2_A)

1.1	55/75	10/04->06/12	CV Joint			*		GS-4711	A:25/B:21/D:54/L:157
1.3	70/95	06/04->06/12	CV Joint			*	- ABS; + ABS	GS-4711	A:25/B:21/D:54/L:157
1.5	80/109	06/04->06/12	CV Joint			*	- ABS; + ABS	GS-4711	A:25/B:21/D:54/L:157



kW/HP



Type

L/R

F/R

AT/MT



ABS



Technical Specification

CORDIA (A21_A, AB)

1.6 GSL (A212A)	55/75	10/82->12/86	CV Joint		F		*	GS-3283	A:25/B:22/D:50/L:153
1.6 Turbo (A212A)	85/116	07/83->05/85	CV Joint				*	GS-3285	A:25/B:23/D:50/L:155
			CV Joint		F		*	GS-3289	A:25/B:23/D:50/L:158
1.6 Turbo (A212A)	84/114	10/82->05/85	CV Joint				*	GS-3285	A:25/B:23/D:50/L:155
			CV Joint		F		*	GS-3289	A:25/B:23/D:50/L:158
1.8 GSL (A215A)	66/90	10/86->12/86	CV Joint				*	GS-3285	A:25/B:23/D:50/L:155
			CV Joint		F		*	GS-3289	A:25/B:23/D:50/L:158
1.8 Turbo ECi (A213A)	100/136	10/84->12/86	CV Joint				*	GS-3285	A:25/B:23/D:50/L:155
			CV Joint		F		*	GS-3289	A:25/B:23/D:50/L:158

ECLIPSE I (D2_A)

2.0 i 16V (D22A, D27A)	110/150	04/91->11/95	CV Joint		F		*	GS-3296	A:25/B:23/D:54/L:160,5
2.0 i 16V 4WD (D22A, D27A)	110/150	04/91->11/95	CV Joint		F		*	GS-3298	A:25/B:30/D:54/L:155,5

GALANT III (E1_A)















1.6 GLX (E11A)	55/75	06/84->04/90	CV Joint		F		*	GS-3283	A:25/B:22/D:50/L:153
1.8 Turbo-D (E14A)	60/82	06/84->04/90	CV Joint		F		*	GS-3289	A:25/B:23/D:50/L:158
			CV Joint				*	GS-3285	A:25/B:23/D:50/L:155
2.0 GLS (E15A)	75/102	06/84->04/90	CV Joint		F		*	GS-3289	A:25/B:23/D:50/L:158
			CV Joint				*	GS-3285	A:25/B:23/D:50/L:155
2.0 GLS (E15A)	66/90	06/86->04/90	CV Joint		F		*	GS-3289	A:25/B:23/D:50/L:158
			CV Joint				*	GS-3285	A:25/B:23/D:50/L:155
2.0 Turbo ECi (E15A)	110/150	06/84->04/90	CV Joint	L	F		*	GS-3285	A:25/B:23/D:50/L:155
			CV Joint	L	F		*	GS-3289	A:25/B:23/D:50/L:158
2.4 GLS (E16A)	82/112	07/85->04/90	CV Joint				*	GS-3285	A:25/B:23/D:50/L:155
			CV Joint	L	F		*	GS-3289	A:25/B:23/D:50/L:158
















GALANT IV (E3_A)














1.8 (E32A)	66/90	11/88->10/92	CV Joint				*	GS-3292	A:25/B:22/D:54/L:154,8
			CV Joint		F		*	GS-3293	A:25/B:22/D:54/L:155
1.8 Turbo-D (E34A)	55/75	11/88->10/92	CV Joint		F		*	GS-3295	A:25/B:23/D:54/L:156
			CV Joint				*	GS-3287	A:25/B:30/D:50/L:151,5
2.0 4WD (E33A, E38A, E39A)	80/109	04/89->10/92	CV Joint		F		*	GS-3298	A:25/B:30/D:54/L:155,5
			CV Joint				*	GS-3296	A:25/B:23/D:54/L:160,5
2.0 GTi 16V (E39A, E38A, E33A)	106/144	11/88->10/92	CV Joint		F		*	GS-3296	A:25/B:23/D:54/L:160,5
2.0 GTi 16V 4x4 (E38A, E39A, E33A)	106/144	07/89->12/92	CV Joint		F		*	GS-3298	A:25/B:30/D:54/L:155,5














GALANT IV Saloon (E3_A)

1.8 (E32A)	63/86	11/87->08/90	CV Joint				*	GS-3292	A:25/B:22/D:54/L:154,8
			CV Joint		F		*	GS-3293	A:25/B:22/D:54/L:155
1.8 (E32A)	66/90	11/87->10/92	CV Joint				*	GS-3292	A:25/B:22/D:54/L:154,8
			CV Joint		F		*	GS-3293	A:25/B:22/D:54/L:155
1.8 Turbo-D (E34A)	55/75	12/87->10/92	CV Joint		F		*	GS-3295	A:25/B:23/D:54/L:156
2.0 (E39A, E38A, E33A)	80/109	11/87->10/92	CV Joint		F		*	GS-3295	A:25/B:23/D:54/L:156
2.0 4WD (E39A, E38A, E33A)	80/109	12/88->10/92	CV Joint		F		*	GS-3298	A:25/B:30/D:54/L:155,5
2.0 GTi 16V (E39A, E38A, E33A)	106/144	11/87->10/92	CV Joint		F		*	GS-3296	A:25/B:23/D:54/L:160,5
2.0 GTi 16V (E39A, E38A, E33A)	107/145	11/88->10/92	CV Joint		F		*	GS-3296	A:25/B:23/D:54/L:160,5
2.0 GTi 16V 4WD (E38A, E39A, E33A) CAT	110/150	09/91->10/92	CV Joint		F		*	GS-3298	A:25/B:30/D:54/L:155,5
2.0 GTi 16V 4WD (E39A, E38A, E33A)	106/144	06/88->10/92	CV Joint		F		*	GS-3298	A:25/B:30/D:54/L:155,5

			Type	L/R	F/R	AT/MT			ABS			Technical Specification
GALANT V [E5_A, E7_A, E8_A] 												
1.8 [E52A]	85/116	02/94->08/96	CV Joint		F		*				GS-3298	A:25/B:30/D:54/L:155,5
1.8 GLSI [E52A]	93/126	11/92->08/96	CV Joint		F		*		- ABS		GS-3306	A:25/B:24/D:54/L:156,5
			CV Joint		F		*	43	+ABS		GS-3309	A:25/B:24/D:54/L:156,5
2.0 GLSI [E55A]	101/137	11/92->08/96	CV Joint		F		*		- ABS		GS-3306	A:25/B:24/D:54/L:156,5
			CV Joint		F		*	43	+ABS		GS-3309	A:25/B:24/D:54/L:156,5
2.0 GLSI 4WD [E75A]	101/137	11/92->08/96	CV Joint		F		*		- ABS		GS-3306	A:25/B:24/D:54/L:156,5
			CV Joint		F		*	43	+ABS		GS-3309	A:25/B:24/D:54/L:156,5
2.0 V6-24 [E64A, E54A]	110/150	11/92->08/96	CV Joint		F		*		- ABS		GS-3305	A:25/B:23/D:54/L:159
GALANT V Saloon [E5_A, E7_A, E8_A] 												
1.8 [E52A]	85/116	02/94->08/96	CV Joint		F		*				GS-3298	A:25/B:30/D:54/L:155,5
1.8 GLSI [E52A]	93/126	11/92->08/96	CV Joint		F		*		- ABS		GS-3306	A:25/B:24/D:54/L:156,5
			CV Joint		F		*	43	+ABS		GS-3309	A:25/B:24/D:54/L:156,5
2.0 GLSI [E55A]	101/137	11/92->08/96	CV Joint		F		*		- ABS		GS-3306	A:25/B:24/D:54/L:156,5
			CV Joint		F		*	43	+ABS		GS-3309	A:25/B:24/D:54/L:156,5
2.0 GLSI 4WD [E75A]	101/137	11/92->08/96	CV Joint		F		*		- ABS		GS-3306	A:25/B:24/D:54/L:156,5
			CV Joint		F		*	43	+ABS		GS-3309	A:25/B:24/D:54/L:156,5
2.0 V6-24 [E64A, E54A]	110/150	11/92->08/96	CV Joint		F		*		- ABS		GS-3305	A:25/B:23/D:54/L:159
GALANT VI [EA_] 												
2.0 [EA2A]	98/133	09/00->10/04	CV Joint				*	43			GS-3661	A:25/B:33/D:54/L:160,5
2.0 [EA2A]	100/136	09/96->09/00	CV Joint				*	43			GS-3661	A:25/B:33/D:54/L:160,5
2.4 GDI [EA3A]	110/150	02/99->09/00	CV Joint				*	43			GS-3661	A:25/B:33/D:54/L:160,5
2.4 GDI [EA3A]	106/144	09/00->10/04	CV Joint				*	43			GS-3661	A:25/B:33/D:54/L:160,5
2.5 V6 24V [EA5A]	118/160	09/00->10/04	CV Joint				*	43			GS-3661	A:25/B:33/D:54/L:160,5
2.5 V6 24V [EA5A]	120/163	09/96->09/00	CV Joint				*	43			GS-3661	A:25/B:33/D:54/L:160,5
GALANT VI Estate [EA_] 												
2.0 [EA2W]	98/133	09/00->10/03	CV Joint				*	43			GS-3661	A:25/B:33/D:54/L:160,5
2.0 [EA2W]	100/136	09/96->09/00	CV Joint				*	43			GS-3661	A:25/B:33/D:54/L:160,5
2.4 GDI [EA3W]	110/150	02/99->10/03	CV Joint				*	43			GS-3661	A:25/B:33/D:54/L:160,5
2.4 GDI [EA3W]	106/144	09/00->10/03	CV Joint				*	43			GS-3661	A:25/B:33/D:54/L:160,5
2.5 V6 24V [EA5W]	118/160	09/00->10/03	CV Joint				*	43			GS-3661	A:25/B:33/D:54/L:160,5
2.5 V6 24V [EA5W]	120/163	09/96->09/00	CV Joint				*	43			GS-3661	A:25/B:33/D:54/L:160,5
L 200 [K7_T, K6_T] 												
2.4 4WD [K75T]	97/132	06/96->12/07	Drive Shaft	R	F				->08/02		AW-4410	A:28/D:56/L:538/D2:85,3
			Drive Shaft	L	F				->08/02		AW-4411	A:28/B:25/D:56/L:616
2.5 TD 4WD [K74T]	73/99	06/96->12/07	Drive Shaft	R	F				->08/02		AW-4410	A:28/D:56/L:538/D2:85,3
			Drive Shaft	L	F				->08/02		AW-4411	A:28/B:25/D:56/L:616
L 200 [KB_T, KA_T] 												
2.5 DI-D 4WD [KB4T]	131/178	04/10->	CV Joint				*	47	num. of splines on input shaft 35		GS-4840	A:30/B:35/D:69/L:164,5
2.5 DI-D 4WD [KB4T]	123/167	10/07->	CV Joint				*	47	num. of splines on input shaft 35		GS-4840	A:30/B:35/D:69/L:164,5
2.5 DI-D 4WD [KB4T]	100/136	11/05->	CV Joint				*	47	num. of splines on input shaft 35		GS-4840	A:30/B:35/D:69/L:164,5
LANCER Estate [CS_W] 												
1.6	72/98	09/03->10/08	CV Joint				*				GS-4898	A:25/B:29/D:41/L:149,5

	kw/HP		Type	L/R	F/R	AT/MT			ABS			Technical Specification
LANCER F II [A17_] 												
1.2 GLX [A171]	40/55	03/83->01/84	CV Joint		F		*				GS-3283	A:25/B:22/D:50/L:153
1.4 GLX [A172]	51/70	03/83->01/84	CV Joint		F		*				GS-3283	A:25/B:22/D:50/L:153
1.4 Turbo	77/105	03/83->01/84	CV Joint			AT; MT	*				GS-3285	A:25/B:23/D:50/L:155
			CV Joint		F		*				GS-3289	A:25/B:23/D:50/L:158
LANCER I [A17_] 												
1.4 GLX [A172]	50/68	09/79->02/83	CV Joint		F		*				GS-3283	A:25/B:22/D:50/L:153
1.6 [A174]	62/84	01/81->02/83	CV Joint				*				GS-3285	A:25/B:23/D:50/L:155
			CV Joint		F		*				GS-3289	A:25/B:23/D:50/L:158
1.6 [A174]	60/82	09/79->02/83	CV Joint				*				GS-3285	A:25/B:23/D:50/L:155
			CV Joint		F		*				GS-3289	A:25/B:23/D:50/L:158
LANCER III [C1_A, C6_A] 												
1.2 [C65A]	44/60	08/86->04/88	CV Joint		F		*				GS-3289	A:25/B:23/D:50/L:158
1.2 GL [C15AS]	40/55	01/84->10/86	CV Joint				*				GS-3284	A:25/B:22/D:50/L:153
			CV Joint			AT; MT	*				GS-3284	A:25/B:22/D:50/L:153
1.5 GLX [C12AS]	51/70	06/85->04/88	CV Joint				*				GS-3287	A:25/B:30/D:50/L:151,5
			CV Joint		F		*				GS-3289	A:25/B:23/D:50/L:158
1.5 GLX [C12AS]	55/75	11/83->04/88	CV Joint		F		*				GS-3283	A:25/B:22/D:50/L:153
LANCER III Station Wagon [C1_V, C3_V] 												
1.8 4WD [C37V]	61/83	01/87->08/89	CV Joint		F		*				GS-3283	A:25/B:22/D:50/L:153
1.8 4WD [C37V]	66/90	01/87->12/87	CV Joint				*				GS-3283	A:25/B:22/D:50/L:153
			CV Joint				*				GS-3285	A:25/B:23/D:50/L:155
1.8 D [C14V]	44/60	08/86->06/92	CV Joint				*				GS-3287	A:25/B:30/D:50/L:151,5
			CV Joint		F	MT	*				GS-3289	A:25/B:23/D:50/L:158
1.8 D [C14V]	43/58	09/85->09/86	CV Joint				*				GS-3285	A:25/B:23/D:50/L:155
			CV Joint		F	MT	*				GS-3287	A:25/B:30/D:50/L:151,5
LANCER IV [C6_A, C7_A] 												
1.3 12V [C61A]	55/75	06/92->05/94	CV Joint				*		MD DESIGN: MMC		GS-3284	A:25/B:22/D:50/L:153
1.5 12V [C62A]	66/90	05/89->05/92	CV Joint				*		--11/89		GS-3284	A:25/B:22/D:50/L:153
1.8 D [C64A]	44/60	04/88->05/92	CV Joint				*				GS-3287	A:25/B:30/D:50/L:151,5
LANCER IV Saloon [C6_A] 												
1.3 12V [C61A]	55/75	07/90->06/92	CV Joint				*		MD MMC		GS-3284	A:25/B:22/D:50/L:153
1.5 12V [C62A]	66/90	05/89->05/92	CV Joint				*		--08/90		GS-3284	A:25/B:22/D:50/L:153
1.8 GLX Diesel [C64A]	44/60	04/88->05/92	CV Joint				*				GS-3287	A:25/B:30/D:50/L:151,5
LANCER Saloon [CS_A, CT0] 												
1.6 [CS3A]	72/98	09/03->	CV Joint				*				GS-4898	A:25/B:29/D:41/L:149,5
LANCER V [CB/D_A] 												
1.3 [CB1A]	55/75	06/92->12/96	CV Joint				*				GS-3292	A:25/B:22/D:54/L:154,8
LANCER V Station Wagon [CB_W, CD_W] 												
1.6 16V [CB4W]	83/113	12/92->10/03	CV Joint				*				GS-3287	A:25/B:30/D:50/L:151,5
			CV Joint		F		*		- ABS		GS-3298	A:25/B:30/D:54/L:155,5

	KW/HP		Type	L/R	F/R	AT/MT			ABS			Technical Specification
1.6 16V 4WD (CD4W)	83/113	12/92->10/03	CV Joint				*				GS-3287	A:25/B:30/D:50/L:151,5
			CV Joint		F		*		- ABS		GS-3305	A:25/B:23/D:54/L:159
2.0 D (CB8W)	50/68	12/92->10/03	CV Joint		F		*				GS-3306	A:25/B:24/D:54/L:156,5
			CV Joint		F		*		43 +ABS		GS-3309	A:25/B:24/D:54/L:156,5
LANCER VI (CJ-CP_) 												
1.6 16V (CK4A)	66/90	12/95->08/03	CV Joint		F	AT	*				GS-3298	A:25/B:30/D:54/L:155,5
PAJERO CLASSIC (V2_W) 												
2.5 TD	85/115	07/02->	CV Joint				*				GS-3405	A:28/B:25/D:56/L:216
PAJERO I (L04_G, L14_G) 												
2.5 TD (L044G, L049G)	64/87	01/90->12/91	CV Joint	L; R	F	MT	*		MD Pajero		GS-3300	A:28/B:25/D:56/L:216,1
2.5 TD (L044G, L049G)	70/95	11/89->11/90	CV Joint	L; R	F	MT	*		MD Pajero		GS-3300	A:28/B:25/D:56/L:216,1
3.0 V6 (L141G, L146G)	104/141	11/88->11/90	CV Joint	L; R	F	MT	*		MD Pajero		GS-3299	A:28/B:27/D:56/L:217,5
PAJERO I Canvas Top (L04_G) 												
2.3 TD (L043G, L048G)	62/84	12/82->04/86	CV Joint		F	MT	*				GS-3299	A:28/B:27/D:56/L:217,5
2.5 TD (L044G, L049G)	62/84	05/86->10/89	CV Joint	L; R	F	MT	*				GS-3300	A:28/B:25/D:56/L:216,1
2.5 TD (L044G, L049G)	70/95	11/89->11/90	CV Joint	L; R	F	MT	*		MD Pajero		GS-3300	A:28/B:25/D:56/L:216,1
2.6 (L042G, L047G)	76/103	01/83->11/90	CV Joint	L; R	F	MT	*				GS-3299	A:28/B:27/D:56/L:217,5
PAJERO II (V3_W, V2_W, V4_W) 												
2.5 TD 4WD (V24C, V24W)	73/99	12/90->10/99	CV Joint	L; R	F	MT	*		->10/97; 03/91->; MD Montero; MD Pajero; MD Shogun		GS-3300	A:28/B:25/D:56/L:216,1
			Drive Shaft	R	F				09/95->	AW-4410	A:28/D:56/L:538/D2:85,3	
			Drive Shaft	L	F				09/95->	AW-4411	A:28/B:25/D:56/L:616	
2.8 TD (V46W)	92/125	06/94->10/99	Drive Shaft	R	F	AT; MT			07/98->		AW-4410	A:28/D:56/L:538/D2:85,3
			CV Joint				*				GS-3405	A:28/B:25/D:56/L:216
3.0 V6 24V (V43W, V23W)	133/181	06/94->05/97	Drive Shaft	R	F	AT; MT			09/95->		AW-4410	A:28/D:56/L:538/D2:85,3
			Drive Shaft	L	F	AT			09/95->		AW-4411	A:28/B:25/D:56/L:616
			CV Joint				*				GS-3405	A:28/B:25/D:56/L:216
3.0 V6 24V (V43W, V23W)	130/177	06/97->10/99	Drive Shaft	R	F	AT; MT					AW-4410	A:28/D:56/L:538/D2:85,3
			Drive Shaft	L	F	AT					AW-4411	A:28/B:25/D:56/L:616
			CV Joint	L; R	F	MT	*		03/91->; MD Montero; MD Pajero; MD Shogun		GS-3300	A:28/B:25/D:56/L:216,1
3.0 V6 4WD (V23W, V43W, V23C)	110/150	12/90->12/95	Drive Shaft	R	F	AT; MT			09/95->		AW-4410	A:28/D:56/L:538/D2:85,3
			Drive Shaft	L	F	AT			09/95->		AW-4411	A:28/B:25/D:56/L:616
			Drive Shaft	R	F	AT; MT			09/95->		AW-4410	A:28/D:56/L:538/D2:85,3
3.5 V6 24V (V25W, V45W)	153/208	06/94->10/99	Drive Shaft	R	F				07/98->		AW-4410	A:28/D:56/L:538/D2:85,3
PAJERO II Canvas Top (V2_W, V4_W) 												
2.5 TD 4WD (V24C, V24W)	73/99	12/90->04/00	CV Joint	L; R	F	MT	*		03/91->; MD Montero; MD Pajero		GS-3300	A:28/B:25/D:56/L:216,1
			Drive Shaft	R	F				09/95->	AW-4410	A:28/D:56/L:538/D2:85,3	
			Drive Shaft	L	F				09/95->	AW-4411	A:28/B:25/D:56/L:616	
3.0 V6 (V23W, v43W, V23C)	110/150	12/90->12/95	CV Joint	L; R	F	MT	*		03/91->; MD Montero; MD Pajero; MD Shogun		GS-3300	A:28/B:25/D:56/L:216,1
			Drive Shaft	R	F	AT; MT			09/95->	AW-4410	A:28/D:56/L:538/D2:85,3	
			Drive Shaft	L	F	AT			09/95->	AW-4411	A:28/B:25/D:56/L:616	
3.0 V6 24V (V23W, V23C)	133/181	06/94->04/00	Drive Shaft	R	F	AT; MT			09/95->		AW-4410	A:28/D:56/L:538/D2:85,3
			Drive Shaft	L	F	AT			09/95->		AW-4411	A:28/B:25/D:56/L:616
PAJERO III Open Off-Road Vehicle (V6_W, V7_W) 												
3.2 DI-D (V68W, V78W)	118/160	10/01->12/06	CV Joint				*		50		GS-3810	A:30/B:33/D:66/L:165

			Type	L/R	F/R	AT/MT			ABS			Technical Specification
PAJERO PININ (H6_W, H7_W) 												
1.8 (H76W, H66W)	84/114	11/01->06/07	CV Joint				*				GS-4736	A:25/B:29/D:54/L:152
1.8 GDI (H66W)	88/120	10/99->10/01	CV Joint				*				GS-4736	A:25/B:29/D:54/L:152
2.0 GDI (H67W, H77W)	95/129	10/00->06/07	CV Joint				*				GS-4736	A:25/B:29/D:54/L:152
PAJERO SPORT (K90) 												
2.5 TD (K94W)	85/115	07/02->	CV Joint				*				GS-3405	A:28/B:25/D:56/L:216
			Drive Shaft	R	F						AW-4410	A:28/D:56/L:538/D2:85,3
2.5 TD (K94W)	98/133	08/03->	Drive Shaft	R	F						AW-4410	A:28/D:56/L:538/D2:85,3
2.5 TD (K94W)	73/99	11/98->	CV Joint				*				GS-3405	A:28/B:25/D:56/L:216
			Drive Shaft	R	F						AW-4410	A:28/D:56/L:538/D2:85,3
SPACE STAR (DG_A) 												
1.3 16V (DG1A)	63/86	06/98->12/04	CV Joint		F		*	43	+ABS		GS-3760	A:25/B:22/D:54/L:149
1.3 16V (DG1A)	60/82	09/00->12/04	CV Joint		F		*	43	+ABS		GS-3760	A:25/B:22/D:54/L:149
1.3 16V (DG1A)	61/83	12/98->12/04	CV Joint		F		*	43	+ABS		GS-3760	A:25/B:22/D:54/L:149
1.6 16V (DG3A)	72/98	01/01->12/04	CV Joint		F	AT	*	43	03/01->; GKN		GS-3720	A:25/B:23/D:54/L:159,5
			CV Joint		F		*	43	+ABS		GS-3760	A:25/B:22/D:54/L:149
1.8 GDI (DG5A)	90/122	06/98->12/04	CV Joint		F		*	43			GS-3720	A:25/B:23/D:54/L:159,5
1.8 GDI (DG5A)	87/118	06/98->12/04	CV Joint		F	AT	*	43	GKN		GS-3720	A:25/B:23/D:54/L:159,5
			CV Joint		F	MT	*	43			GS-3760	A:25/B:22/D:54/L:149
1.8 MPI	82/112	10/02->12/04	CV Joint		F	AT	*	43			GS-3720	A:25/B:23/D:54/L:159,5
			CV Joint		F	MT	*	43			GS-3760	A:25/B:22/D:54/L:149
1.9 DI-D	85/115	10/02->12/04	CV Joint	L; R	F		*	43			GS-3837	A:26/B:33/D:54/L:155
1.9 DI-D (DG4A)	75/102	02/01->12/04	CV Joint	L; R	F		*	43			GS-3837	A:26/B:33/D:54/L:155
SPACE WAGON (D0_V/W) 												
1.8 4WD (D05V, D05W)	66/90	10/87->08/88	CV Joint	R	F	AT; MT	*				GS-3285	A:25/B:23/D:50/L:155
1.8 GLX (D05V, D05W)	66/90	01/84->12/88	CV Joint	R	F	AT; MT	*		->12/84		GS-3285	A:25/B:23/D:50/L:155
1.8 TD (D09V, D09W)	55/75	06/86->04/91	CV Joint	R	F		*		->06/86		GS-3285	A:25/B:23/D:50/L:155
2.0 GLX (D04W)	62/84	06/86->05/88	CV Joint	R	F		*				GS-3285	A:25/B:23/D:50/L:155
2.0 GLXi (D04W)	74/101	06/88->04/91	CV Joint	R	F		*				GS-3285	A:25/B:23/D:50/L:155
SPACE WAGON (N3_W, N4_W) 												
1.8 (N31W)	90/122	10/91->10/98	CV Joint		F		*				GS-3305	A:25/B:23/D:54/L:159
2.0 (N33W)	98/133	10/92->10/98	CV Joint		F		*				GS-3305	A:25/B:23/D:54/L:159
2.0 4WD (N43W)	98/133	10/92->10/98	CV Joint		F		*				GS-3305	A:25/B:23/D:54/L:159
TREDIA (A21_) 												
1.6 Turbo (A212)	84/114	09/82->05/85	CV Joint				*				GS-3285	A:25/B:23/D:50/L:155
1.6 Turbo (A212)	85/116	09/82->07/84	CV Joint				*				GS-3285	A:25/B:23/D:50/L:155
1.8 GLS (A215)	66/90	08/84->07/86	CV Joint	L	F		*				GS-3285	A:25/B:23/D:50/L:155
1.8 GLS 4WD	66/90	04/85->07/86	CV Joint	L	F		*				GS-3285	A:25/B:23/D:50/L:155
1.8 Turbo	100/136	08/84->07/86	CV Joint	L	F		*				GS-3285	A:25/B:23/D:50/L:155



kW/HP



Type

L/R F/R

AT/MT



ABS



Technical Specification

NISSAN

100 NX [B13]

1.6	66/90	03/90->10/94	CV Joint	F	*	42	+ABS	GS-3454	A:25/B:23/D:55/L:169
			CV Joint	F	*		-ABS	GS-3455	A:25/B:23/D:55/L:169
1.6 SR	75/102	09/93->10/94	CV Joint	F	*	42	+ABS	GS-3454	A:25/B:23/D:55/L:169
			CV Joint	F	*		-ABS	GS-3455	A:25/B:23/D:55/L:169

ALMERA I [N15]

1.4	64/87	09/95->07/00	CV Joint	F	*		-ABS	GS-3449	A:25/B:22/D:55/L:163
			CV Joint	F	*	42	+ABS	GS-3450	A:25/B:22/D:55/L:163
1.4 GX,LX	55/75	09/95->07/00	CV Joint	F	*		-ABS	GS-3449	A:25/B:22/D:55/L:163
			CV Joint	F	*	42	+ABS	GS-3450	A:25/B:22/D:55/L:163
1.6	73/99	09/95->07/00	CV Joint	F	MT	*	42	GS-3454	A:25/B:23/D:55/L:169
			CV Joint	F	AT	*		GS-3455	A:25/B:23/D:55/L:169
1.6 SLX	66/90	09/95->07/00	CV Joint	F	MT	*	42	GS-3454	A:25/B:23/D:55/L:169
			CV Joint	F	AT	*		GS-3455	A:25/B:23/D:55/L:169
2.0 D	55/75	11/95->07/00	CV Joint	F	*	42		GS-3454	A:25/B:23/D:55/L:169

ALMERA I Hatchback [N15]

1.4	64/87	09/95->03/00	CV Joint	F	*		-ABS	GS-3449	A:25/B:22/D:55/L:163
			CV Joint	F	*	42	+ABS	GS-3450	A:25/B:22/D:55/L:163
1.4 S,GX,LX	55/75	09/95->03/00	CV Joint	F	*		-ABS	GS-3449	A:25/B:22/D:55/L:163
			CV Joint	F	*	42	+ABS	GS-3450	A:25/B:22/D:55/L:163
1.6	73/99	09/95->03/00	CV Joint	F	MT	*	42	GS-3454	A:25/B:23/D:55/L:169
			CV Joint	F	AT	*		GS-3455	A:25/B:23/D:55/L:169
1.6 SR,SLX	66/90	09/95->03/00	CV Joint	F	MT	*	42	GS-3454	A:25/B:23/D:55/L:169
			CV Joint	F	AT	*		GS-3455	A:25/B:23/D:55/L:169
2.0 D	55/75	11/95->03/00	CV Joint	F	*	42		GS-3454	A:25/B:23/D:55/L:169
2.0 GTi	105/143	07/96->03/00	CV Joint		*	42		GS-4650	A:25/B:23/D:55/L:168

ALMERA II [N16]

1.5	66/90	07/00->	CV Joint	F	*	42		GS-3805	A:25/B:22/D:55/L:159
			CV Joint		*	44		GS-3806	A:25/B:22/D:55/L:159
			CV Joint	F	*	42	--02/03	GS-3805	A:25/B:22/D:55/L:159
			CV Joint		*	44		GS-3806	A:25/B:22/D:55/L:159
1.5	72/98	10/02->	CV Joint	F	*			GS-4796	A:24/B:21/D:40/L:144,5
			CV Joint		*	44		GS-4841	A:25/B:21/D:55/L:154
			CV Joint	F	*			GS-4842	A:25/B:21/D:55/L:154
1.5 dCi	60/82	01/03->	CV Joint	F	*	42	+ABS	GS-3805	A:25/B:22/D:55/L:159
1.8	84/114	07/00->	CV Joint	F	*	42	+ABS	GS-3807	A:25/B:23/D:55/L:160
			CV Joint		*	42		GS-3808	A:27/B:35/D:55/L:171
1.8	85/116	10/02->	CV Joint	F	*	42	+ABS	GS-3807	A:25/B:23/D:55/L:160
			CV Joint		*	42		GS-3808	A:27/B:35/D:55/L:171
2.2 Di	81/110	07/00->	CV Joint		*	42		GS-3808	A:27/B:35/D:55/L:171



KW/HP



Type

L/R

F/R

AT/MT



ABS



Technical Specification

ALMERA II Hatchback (N16)

1.5	66/90	03/00->	CV Joint	F	*	42	+ABS	GS-3805	A:25/B:22/D:55/L:159
			CV Joint		*	44		GS-3806	A:25/B:22/D:55/L:159
1.5	72/98	10/02->	CV Joint	F	*	42	+ABS	GS-3805	A:25/B:22/D:55/L:159
			CV Joint		*	44		GS-3806	A:25/B:22/D:55/L:159
			CV Joint	F	*	44		GS-4796	A:24/B:21/D:40/L:144,5
1.5 dCi	60/82	01/03->	CV Joint	F	*	42	+ABS	GS-4841	A:25/B:21/D:55/L:154
			CV Joint		*	44		GS-4842	A:25/B:21/D:55/L:154
			CV Joint	F	*	42	+ABS	GS-3805	A:25/B:22/D:55/L:159
1.8	84/114	01/00->	CV Joint	F	*	42	+ABS	GS-3807	A:25/B:23/D:55/L:160
			CV Joint		*	42		GS-3808	A:27/B:35/D:55/L:171
1.8	85/116	10/02->	CV Joint	F	*	42	+ABS	GS-3807	A:25/B:23/D:55/L:160
			CV Joint		*	42		GS-3808	A:27/B:35/D:55/L:171
2.2 Di	81/110	03/00->	CV Joint		*	42		GS-3808	A:27/B:35/D:55/L:171

ALMERA TINO (V10)

1.8	84/114	08/00->	CV Joint		*	44		GS-3764	A:27/B:23/D:56/L:164
2.0	100/136	08/00->	CV Joint		*	44		GS-3766	A:27/B:27/D:56/L:172
2.2 dCi	82/112	09/03->	CV Joint		*	44	+ABS	GS-3831	A:27/B:26/D:56/L:172
2.2 dCi	100/136	09/03->	CV Joint		*	44	+ABS	GS-3831	A:27/B:26/D:56/L:172
2.2 Di	84/115	08/00->	CV Joint		*	44	+ABS	GS-3831	A:27/B:26/D:56/L:172

BLUEBIRD (T72 , T12)

1.6	61/83	03/86->06/90	CV Joint	F	*		->02/88	GS-3460	A:27/B:23/D:56/D2:87/L:159
			CV Joint	F	*			GS-3460	A:27/B:23/D:56/D2:87/L:159
1.8 i 16V (RLT72)	95/129	02/89->12/90	CV Joint		*			GS-3466	A:27/B:32/D:56/L:172
			CV Joint		*	42		GS-3467	A:27/B:32/D:56/L:172
			CV Joint		*	44		GS-3471	A:27/B:25/D:56/L:173,5
1.8 Turbo	99/135	12/85->05/90	CV Joint	F	*		->02/88	GS-3457	A:27/B:25/D:56/L:173,5
2.0 (T12)	75/102	12/85->12/87	CV Joint	F	*			GS-3457	A:27/B:25/D:56/L:173,5
			CV Joint	F	*		->12/88	GS-3457	A:27/B:25/D:56/L:173,5
			CV Joint	F	*		->02/88	GS-3460	A:27/B:23/D:56/D2:87/L:159
2.0 D (SLT72, T12)	49/67	03/86->12/90	CV Joint		*			GS-3463	A:27/B:23/D:56/D2:83/L:159
			CV Joint		*			GS-3466	A:27/B:32/D:56/L:172
			CV Joint		*	42		GS-3467	A:27/B:32/D:56/L:172
2.0 i (HLT72, T12)	77/105	12/85->12/90	CV Joint	F	*		->02/88	GS-3457	A:27/B:25/D:56/L:173,5
			CV Joint		*			GS-3466	A:27/B:32/D:56/L:172
			CV Joint		*	42		GS-3467	A:27/B:32/D:56/L:172

BLUEBIRD (U11)

1.8	66/90	11/83->06/88	CV Joint	F	*			GS-3460	A:27/B:23/D:56/D2:87/L:159
1.8 Turbo	99/135	04/84->05/90	CV Joint	F	*		->10/85	GS-3457	A:27/B:25/D:56/L:173,5
			CV Joint	F	*		11/85->	GS-3460	A:27/B:23/D:56/D2:87/L:159
2.0 D	43/58	04/84->01/88	CV Joint	F	*			GS-3460	A:27/B:23/D:56/D2:87/L:159
2.0 i	77/105	04/84->01/88	CV Joint	F	AT	*		GS-3457	A:27/B:25/D:56/L:173,5
			CV Joint	F	MT	*		GS-3460	A:27/B:23/D:56/D2:87/L:159



kW/HP



Type

L/R

F/R

AT/MT



ABS



Technical Specification

BLUEBIRD Hatchback [T72, T12]

1.6	61/83	03/86->06/90	CV Joint		F		*		--02/88	GS-3460	A:27/B:23/D:56/D2:87/L:159
1.6	66/90	03/86->06/91	CV Joint		F		*		--02/88	GS-3460	A:27/B:23/D:56/D2:87/L:159
1.8 i 16V (FRLT72)	95/129	02/89->12/90	CV Joint		F		*			GS-3457	A:27/B:25/D:56/L:173,5
			CV Joint				*	44		GS-3471	A:27/B:25/D:56/L:173,5
1.8 Turbo	99/135	12/85->11/92	CV Joint		F		*		--02/88	GS-3457	A:27/B:25/D:56/L:173,5
2.0 (T12)	75/102	12/85->12/87	CV Joint		F		*			GS-3457	A:27/B:25/D:56/L:173,5
2.0 D (FSLT72, T12)	49/67	03/86->12/90	CV Joint		F		*		--02/88	GS-3460	A:27/B:23/D:56/D2:87/L:159
			CV Joint				*	01/88->		GS-3463	A:27/B:23/D:56/D2:83/L:159
2.0 i (FHLT72, T12)	77/105	12/85->12/90	CV Joint		F		*		--02/88	GS-3457	A:27/B:25/D:56/L:173,5

BLUEBIRD Station Wagon (WU11)

2.0	75/102	04/86->09/90	CV Joint	L; R	F	MT	*		made in JP	GS-3462	A:27/B:25/D:56/L:169,5
			CV Joint		F		*	03/88->		GS-3457	A:27/B:25/D:56/L:173,5
2.0 D	49/67	03/86->12/90	CV Joint		F		*		--02/88	GS-3460	A:27/B:23/D:56/D2:87/L:159
			CV Joint			MT	*			GS-3463	A:27/B:23/D:56/D2:83/L:159
2.0 D	43/58	04/84->01/88	CV Joint		F		*			GS-3460	A:27/B:23/D:56/D2:87/L:159
			CV Joint				*	01/88->		GS-3463	A:27/B:23/D:56/D2:83/L:159
2.0 i	77/105	04/84->12/90	CV Joint		F	AT	*		--02/88; -->10/85; 11/85->	GS-3457	A:27/B:25/D:56/L:173,5
			CV Joint		F	MT	*	--10/85; 03/88->		GS-3460	A:27/B:23/D:56/D2:87/L:159

CEFIRO I Saloon (J31)

2.0	103/140	01/00->	CV Joint	L; R	F; R		*	46	trans.type AT	GS-3581	A:29/B:27/D:56/L:174
3.0	147/200	01/00->	CV Joint		F; R		*	46	trans.type AT	GS-3581	A:29/B:27/D:56/L:174

CEFIRO Saloon

2.0	103/140	10/94->12/99	CV Joint	L; R	F; R		*	46	trans.type AT	GS-3581	A:29/B:27/D:56/L:174
3.0	142/193	10/94->12/99	CV Joint		F; R		*	46	trans.type AT	GS-3581	A:29/B:27/D:56/L:174

CHERRY II Coupe (N10)

1.2	38/52	08/78->07/81	CV Joint		F	MT	*			GS-3432	A:24/B:22/D:52/L:161
1.3	44/60	08/81->09/82	CV Joint		F	MT	*		--12/81	GS-3432	A:24/B:22/D:52/L:161

CHERRY II Hatchback (N10)

1.0	32/44	08/78->07/81	CV Joint		F	MT	*			GS-3432	A:24/B:22/D:52/L:161
1.2	38/52	08/78->07/81	CV Joint		F	MT	*			GS-3432	A:24/B:22/D:52/L:161
1.3	44/60	08/81->09/82	CV Joint		F	MT	*		--12/81	GS-3432	A:24/B:22/D:52/L:161

INTERSTAR Box (X70)

dCi 100	73/99	11/03->	CV Joint		F		*	51		GS-3745	A:28/B:36/D:65/L:167
dCi 120	84/115	07/02->	CV Joint		F		*	51		GS-3745	A:28/B:36/D:65/L:167
dCi 80	60/82	07/02->	CV Joint		F		*	51		GS-3745	A:28/B:36/D:65/L:167
dCi 90	66/90	07/02->	CV Joint		F		*	51		GS-3745	A:28/B:36/D:65/L:167

INTERSTAR Bus (X70)

dCi 100	73/99	11/03->	CV Joint		F		*	51		GS-3745	A:28/B:36/D:65/L:167
dCi 120	84/115	07/02->	CV Joint		F		*	51		GS-3745	A:28/B:36/D:65/L:167
dCi 80	60/82	07/02->	CV Joint		F		*	51		GS-3745	A:28/B:36/D:65/L:167
dCi 90	66/90	07/02->	CV Joint		F		*	51		GS-3745	A:28/B:36/D:65/L:167



KW/HP



Type

L/R F/R

AT/MT



ABS



Technical Specification

INTERSTAR Platform/Chassis

dCi 100	73/99	02/04->	CV Joint	F	*	51	GS-3745	A:28/B:36/D:65/L:167
dCi 120	84/115	08/03->	CV Joint	F	*	51	GS-3745	A:28/B:36/D:65/L:167

KUBISTAR [X76]

1.2	44/60	08/03->10/09	CV Joint		*	26	+ABS	GS-3699	A:21/B:30/D:52,2/L:144,5
1.2 16V	55/75	04/06->10/09	CV Joint		*	44	+ABS	GS-3866	A:23/B:30/D:57,5/L:145
1.5 dCi	60/82	08/03->10/09	CV Joint		*	44	+ABS	GS-3866	A:23/B:30/D:57,5/L:145
1.5 dCi	48/65	08/03->10/09	CV Joint		*	44	+ABS	GS-3866	A:23/B:30/D:57,5/L:145
1.5 dCi	42/57	08/03->10/09	CV Joint		*	44	+ABS	GS-3866	A:23/B:30/D:57,5/L:145
1.5 dCi	45/61	08/05->10/09	CV Joint		*	44	+ABS	GS-3866	A:23/B:30/D:57,5/L:145
1.5 dCi 70	50/68	04/06->10/09	CV Joint		*	44	+ABS	GS-3866	A:23/B:30/D:57,5/L:145
1.5 dCi 85	62/85	04/06->10/09	CV Joint		*	44	+ABS	GS-3866	A:23/B:30/D:57,5/L:145

KUBISTAR Box (X80)

1.2	44/60	08/03->	CV Joint		*	26	+ABS	GS-3699	A:21/B:30/D:52,2/L:144,5
1.2 16V	55/75	04/06->	CV Joint		*	44		GS-3866	A:23/B:30/D:57,5/L:145
1.5 dCi	48/65	08/03->	CV Joint		*	44		GS-3866	A:23/B:30/D:57,5/L:145
1.5 dCi	60/82	08/03->	CV Joint		*	44		GS-3866	A:23/B:30/D:57,5/L:145
1.5 dCi	45/61	08/05->	CV Joint		*	44	+ABS	GS-3866	A:23/B:30/D:57,5/L:145

MAXIMA QX [A32]

2.0	103/140	02/95->08/00	CV Joint	F	*		-ABS	GS-3580	A:29/B:27/D:56/L:174
			CV Joint		*	46		GS-3581	A:29/B:27/D:56/L:174
2.5 V6 24V	140/190	02/95->08/00	CV Joint	F	AT	*	-ABS	GS-3580	A:29/B:27/D:56/L:174
			CV Joint		*	46		GS-3581	A:29/B:27/D:56/L:174
3.0	142/193	01/95->08/00	CV Joint	F	AT	*	-ABS	GS-3580	A:29/B:27/D:56/L:174
			CV Joint		*	46		GS-3581	A:29/B:27/D:56/L:174

MAXIMA QX [A33]

2.0 V6 24V	103/140	03/00->11/03	CV Joint		*	46		GS-3581	A:29/B:27/D:56/L:174
2.5 V6 24V	154/209	03/00->11/03	CV Joint		*	46		GS-3581	A:29/B:27/D:56/L:174
3.0 V6 24V	147/200	03/00->11/03	CV Joint		*	46		GS-3581	A:29/B:27/D:56/L:174

MAXIMA Station Wagon [A32]















2.0 QX	103/140	10/97->	CV Joint		*	46		GS-3581	A:29/B:27/D:56/L:174
2.5 V6 24V	140/190	10/97->	CV Joint		*	46		GS-3581	A:29/B:27/D:56/L:174
3.0 QX	142/193	10/97->	CV Joint		*	46		GS-3581	A:29/B:27/D:56/L:174













MICRA C+C [K12]

1.4 16V	65/88	08/05->	CV Joint	F	AT	*		GS-3938	A:23/B:21/D:49/L:139,5
1.6 160 SR	81/110	08/05->	CV Joint	L	F	*		GS-4797	A:26/B:21/D:40/L:160

MICRA II [K11]

1.0 i 16V	40/54	08/92->09/00	CV Joint	F	*		-ABS	GS-3425	A:23/B:19/D:48/L:146,5
			CV Joint	F	*	42	+ABS	GS-3426	A:23/B:19/D:48/L:146,5
			Drive Shaft	L	F	MT		-ABS	AW-4464
1.0 i 16V	44/60	09/00->02/03	CV Joint	F	*		-ABS	GS-3425	A:23/B:19/D:48/L:146,5
			CV Joint	F	*	42	+ABS	GS-3426	A:23/B:19/D:48/L:146,5

	kW/HP		Type	L/R	F/R	AT/MT			ABS			Technical Specification	
1.3 i 16V	55/75	08/92->09/00	CV Joint		F				*		GS-3594	A:23/B:22/D:48/L:149,5	
			CV Joint		F				*	42	+ABS	GS-3595	A:23/B:22/D:48/L:149,5
1.4 i 16V	60/82	09/00->02/03	CV Joint		F				*		GS-3594	A:23/B:22/D:48/L:149,5	
			CV Joint		F				*	42	+ABS	GS-3595	A:23/B:22/D:48/L:149,5
1.5 D	42/57	02/98->02/03	CV Joint		F				*		GS-3594	A:23/B:22/D:48/L:149,5	
			CV Joint		F				*	42	+ABS	GS-3595	A:23/B:22/D:48/L:149,5
MICRA III [K12] 													
1.0 16V	48/65	01/03->06/10	CV Joint		F				*		GS-3938	A:23/B:21/D:49/L:139,5	
1.2 16V	59/80	01/03->06/10	CV Joint		F				*		GS-3938	A:23/B:21/D:49/L:139,5	
1.2 16V	48/65	01/03->06/10	CV Joint		F				*		GS-3938	A:23/B:21/D:49/L:139,5	
1.4 16V	65/88	01/03->06/10	CV Joint		F				*		GS-3938	A:23/B:21/D:49/L:139,5	
1.5 dCi	48/65	01/03->06/10	CV Joint		F				*		GS-3942	A:23/B:22/D:49/L:139,5	
1.5 dCi	60/82	09/03->06/10	CV Joint		F				*		GS-3942	A:23/B:22/D:49/L:139,5	
160 SR	81/110	05/05->06/10	CV Joint	L	F				*		GS-4797	A:26/B:21/D:40/L:160	
MURANO [Z50] 													
3.5 4x4	172/234	08/03->	CV Joint						*		GS-4003	A:29/B:36/D:56/L:172,5	
MURANO [Z51] 													
3.5 4x4	188/256	10/08->	CV Joint						*		GS-4003	A:29/B:36/D:56/L:172,5	
NAVARA [D22] 													
2.5 D 4x4	98/133	11/01->	CV Joint			AT			*		GS-4669	A:29/B:26/D:67/L:177,5	
NAVARA [D40] 													
2.5 dCi	106/144	07/05->	CV Joint		F	MT			*		GS-4007	A:29/B:27/D:67/L:178	
			CV Joint		F	MT			*		GS-4007	A:29/B:27/D:67/L:178	
2.5 dCi 4WD	128/174	07/05->	CV Joint			AT			*		GS-4669	A:29/B:26/D:67/L:177,5	
			CV Joint						*		trans.type MT	GS-4795	A:27/B:26/D:39/L:194,5
2.5 dCi 4WD	126/171	10/06->	CV Joint		F	MT			*		GS-4007	A:29/B:27/D:67/L:178	
			CV Joint			AT			*		GS-4669	A:29/B:26/D:67/L:177,5	
2.5 dCi 4WD	140/190	12/09->	CV Joint						*		trans.type MT	GS-4795	A:27/B:26/D:39/L:194,5
			CV Joint		F	MT			*		GS-4007	A:29/B:27/D:67/L:178	
2.5 dCi 4WD	140/190	03/10->	CV Joint			AT			*		GS-4669	A:29/B:26/D:67/L:177,5	
			CV Joint						*		trans.type MT	GS-4795	A:27/B:26/D:39/L:194,5
NAVARA Platform/Chassis [D40] 													
2.5 dCi	140/190	03/10->	CV Joint		F	MT			*		GS-4007	A:29/B:27/D:67/L:178	
			CV Joint						*		GS-4795	A:27/B:26/D:39/L:194,5	
NOTE [E11] 													
1.4	65/88	03/06->	CV Joint	L	F				*		trans.type AT	GS-4797	A:26/B:21/D:40/L:160
1.5 dCi	50/68	03/06->	CV Joint		F				*		GS-3942	A:23/B:22/D:49/L:139,5	
1.5 dCi	63/86	03/06->	CV Joint		F				*		GS-3942	A:23/B:22/D:49/L:139,5	
1.6	81/110	03/06->	CV Joint	L	F				*		trans.type AT	GS-4797	A:26/B:21/D:40/L:160
PATHFINDER II [R50] 													
2.7 TD 4WD	96/131	09/97->12/04	CV Joint						*		GS-3651	A:28/B:27/D:50/L:221	
3.2 TD 4WD	110/150	09/97->12/04	CV Joint						*		GS-3651	A:28/B:27/D:50/L:221	

	KW/HP		Type	L/R	F/R	AT/MT			ABS			Technical Specification
3.3 V6 4WD	110/150	03/98->10/00	CV Joint						*		GS-3651	A:28/B:27/D:50/L:221
3.3 V6 4WD	125/170	09/97->12/04	CV Joint						*		GS-3651	A:28/B:27/D:50/L:221
3.5 V6 4WD	162/220	11/00->12/04	CV Joint						*		GS-3651	A:28/B:27/D:50/L:221
PATHFINDER III (R51) 												
2.5 dCi 4WD	120/163	01/05->	CV Joint		F	MT			*		GS-4007	A:29/B:27/D:67/L:178
			CV Joint						*	trans.type MT	GS-4795	A:27/B:26/D:39/L:194,5
2.5 dCi 4WD	128/174	03/05->	CV Joint		F	MT			*		GS-4007	A:29/B:27/D:67/L:178
			CV Joint			AT			*		GS-4669	A:29/B:26/D:67/L:177,5
2.5 dCi 4WD	140/190	08/10->	CV Joint						*	trans.type MT	GS-4795	A:27/B:26/D:39/L:194,5
			CV Joint		F	MT			*		GS-4007	A:29/B:27/D:67/L:178
2.5 dCi 4WD	126/171	10/06->	CV Joint			AT			*		GS-4669	A:29/B:26/D:67/L:177,5
			CV Joint						*	trans.type MT	GS-4795	A:27/B:26/D:39/L:194,5
4.0 4WD	198/269	09/05->	CV Joint						*		GS-4669	A:29/B:26/D:67/L:177,5
PATROL GR IV (Y60, GR) 												
2.8 TD (Y60A)	85/116	09/88->06/97	CV Joint	L; R	F	MT			*		GS-3492	A:31/B:27/D:60/L:217,5
4.2 CAT	121/165	11/88->02/98	CV Joint	L; R	F	MT			*		GS-3492	A:31/B:27/D:60/L:217,5
PATROL III/2 Hardtop (K260) 												
2.8 TD	85/116	05/86->06/90	CV Joint	L; R	F	MT			*		GS-3492	A:31/B:27/D:60/L:217,5
PATROL III/2 Station Wagon (W260) 												
2.8 TD	85/116	06/89->11/95	CV Joint	L; R	F	MT			*		GS-3492	A:31/B:27/D:60/L:217,5
PICK UP II (D21) 												
2.4 i 12V 4WD	93/126	04/92->02/98	CV Joint	L; R	F	AT; MT			*	MD Pick Up (D21); MD Pick Up (King Cab)	GS-3488	A:27/B:27/D:50/L:221
2.4 i 4WD	74/101	03/86->04/92	CV Joint	L; R	F	AT; MT			*	MD Pick Up (D21); MD Pick Up (King Cab)	GS-3488	A:27/B:27/D:50/L:221
2.5 D 4WD	61/83	03/96->02/98	CV Joint	L; R	F	AT; MT			*		GS-3488	A:27/B:27/D:50/L:221
			CV Joint						*		GS-3651	A:28/B:27/D:50/L:221
2.5 D 4WD	59/80	08/87->02/98	CV Joint	L; R	F	AT; MT			*	MD Pick Up (D21); MD Pick Up (King Cab)	GS-3488	A:27/B:27/D:50/L:221
PICK UP III (D22) 												
2.4 i	88/120	02/98->	CV Joint						*		GS-3739	A:28/B:25/D:50/L:221
			CV Joint						*		GS-3651	A:28/B:27/D:50/L:221
2.4 i 4WD	88/120	02/98->	CV Joint						*		GS-3739	A:28/B:25/D:50/L:221
			CV Joint						*		GS-3651	A:28/B:27/D:50/L:221
2.4 i 4WD	98/133	03/02->	CV Joint						*		GS-3739	A:28/B:25/D:50/L:221
			CV Joint						*		GS-3739	A:28/B:25/D:50/L:221
2.5 D	61/83	02/98->	CV Joint						*		GS-3739	A:28/B:25/D:50/L:221
			CV Joint						*		GS-3651	A:28/B:27/D:50/L:221
2.5 D 4WD	61/83	02/98->	CV Joint						*		GS-3739	A:28/B:25/D:50/L:221
			CV Joint						*		GS-3739	A:28/B:25/D:50/L:221
2.5 Di 4WD	98/133	03/02->	CV Joint						*		GS-3739	A:28/B:25/D:50/L:221
2.5 TD 4WD	76/103	05/98->	CV Joint						*		GS-3739	A:28/B:25/D:50/L:221
3.2 D 4WD	76/103	12/98->	CV Joint						*		GS-3651	A:28/B:27/D:50/L:221
			CV Joint						*		GS-3739	A:28/B:25/D:50/L:221



kW/HP



Type

L/R

F/R

AT/MT



ABS



Technical Specification

PRAIRIE (M10, NM10)

2.0 4x4 (NM10)	68/92	06/86->09/88	CV Joint	L; R	F	MT	*	made in JP	GS-3462	A:27/B:25/D:56/L:169,5
----------------	-------	--------------	----------	------	---	----	---	------------	---------	------------------------

PRAIRIE PRO (M11)

2.0 i	72/98	10/88->04/92	CV Joint		F		*		GS-3460	A:27/B:23/D:56/D2:87/L:159
2.0 i 4x4	72/98	10/88->12/92	CV Joint		F		*		GS-3460	A:27/B:23/D:56/D2:87/L:159
2.4 i 4x4	98/133	04/92->07/94	CV Joint		F		*		GS-3460	A:27/B:23/D:56/D2:87/L:159

PRIMASTAR Box (X83)

2.0	88/120	02/03->	CV Joint		F		*		GS-3864	A:27/B:26/D:56,5/L:157,5
dCi 100	74/100	09/02->	CV Joint		F		*		GS-3864	A:27/B:26/D:56,5/L:157,5
dCi 80	60/82	09/02->	CV Joint		F		*		GS-3864	A:27/B:26/D:56,5/L:157,5

PRIMASTAR Bus (X83)










2.0	88/120	03/01->	CV Joint		F		*		GS-3864	A:27/B:26/D:56,5/L:157,5
dCi 100	74/101	03/01->	CV Joint		F		*		GS-3864	A:27/B:26/D:56,5/L:157,5
dCi 80	60/80	03/01->	CV Joint		F		*		GS-3864	A:27/B:26/D:56,5/L:157,5









PRIMERA (P10)

1.6	66/90	06/90->01/96	CV Joint			MT	*	- ABS	GS-3481	A:27/B:22/D:56/L:164,9
			CV Joint			MT	*	42 + ABS	GS-3482	A:27/B:22/D:56/L:164,9
			CV Joint				*	trans.type MT	GS-4793	A:25/B:22/D:40/L:168,5
			Drive Shaft	L	F			42 + ABS	AW-4469	A:27/B:25/D:56/L:638
1.6	75/102	06/93->01/96	CV Joint				*		GS-3481	A:27/B:22/D:56/L:164,9
			CV Joint				*	42	GS-3482	A:27/B:22/D:56/L:164,9
			Drive Shaft	L	F			42 + ABS	AW-4469	A:27/B:25/D:56/L:638
2.0 16V	85/115	06/90->01/96	CV Joint	L; R	F	MT	*	made in JP	GS-3462	A:27/B:25/D:56/L:169,5
			CV Joint				*	- ABS	GS-3466	A:27/B:32/D:56/L:172
			CV Joint				*	42 + ABS	GS-3467	A:27/B:32/D:56/L:172
			CV Joint				*	trans.type MT	GS-4793	A:25/B:22/D:40/L:168,5
2.0 16V 4x4	85/115	04/91->06/96	CV Joint	L; R	F	MT	*	made in JP	GS-3462	A:27/B:25/D:56/L:169,5
			CV Joint				*	- ABS; FWD	GS-3466	A:27/B:32/D:56/L:172
			CV Joint				*	42 + ABS; FWD	GS-3467	A:27/B:32/D:56/L:172
			CV Joint				*	trans.type MT	GS-4793	A:25/B:22/D:40/L:168,5
2.0 D	55/75	01/91->01/96	CV Joint	L; R	F	MT	*	made in JP	GS-3462	A:27/B:25/D:56/L:169,5
			CV Joint			AT	*	- ABS	GS-3466	A:27/B:32/D:56/L:172
			CV Joint			AT	*	42 + ABS	GS-3467	A:27/B:32/D:56/L:172
			CV Joint			MT	*	- ABS	GS-3481	A:27/B:22/D:56/L:164,9
			CV Joint			MT	*	42 + ABS	GS-3482	A:27/B:22/D:56/L:164,9
2.0 GT	110/150	06/90->01/96	CV Joint				*	trans.type MT	GS-4793	A:25/B:22/D:40/L:168,5
			CV Joint	L; R	F	MT	*	made in JP	GS-3462	A:27/B:25/D:56/L:169,5
			CV Joint			MT	*	- ABS	GS-3466	A:27/B:32/D:56/L:172
			CV Joint			MT	*	42 + ABS	GS-3467	A:27/B:32/D:56/L:172
2.0 i	92/125	01/95->06/96	CV Joint				*	- ABS	GS-3466	A:27/B:32/D:56/L:172
			CV Joint				*	42 + ABS	GS-3467	A:27/B:32/D:56/L:172

PRIMERA (P11)

1.6 16V	78/106	06/96->12/01	CV Joint		F		*	44 + ABS	GS-3663	A:27/B:32/D:56/L:171,5
			Drive Shaft	L	F			44	AW-4595	A:27/B:25/D:56/L:645

	kW/HP		Type	L/R	F/R	AT/MT			ABS			Technical Specification
1.6 16V	73/99	09/96->10/00	CV Joint		F		*		44 + ABS		GS-3662	A:27/B:22/D:56/L:165
			Drive Shaft	L	F				44		AW-4595	A:27/B:25/D:56/L:645
1.6 16V	66/90	09/96->12/01	CV Joint		F		*		44 + ABS		GS-3662	A:27/B:22/D:56/L:165
			Drive Shaft	L	F				44		AW-4595	A:27/B:25/D:56/L:645
1.8 16V	84/114	08/99->12/01	CV Joint		F		*		44 + ABS		GS-3663	A:27/B:32/D:56/L:171,5
			CV Joint		F	MT	*		44 + ABS		GS-3663	A:27/B:32/D:56/L:171,5
2.0 16V	103/140	08/99->12/01	CV Joint				*		44		GS-3664	A:27/B:23/D:56/L:164
			Drive Shaft	R	F				44		AW-4597	A:27/B:25/D:56/L:938
			Drive Shaft	L	F	MT			44 + ABS; Drive Shaft: with ABS ring		AW-4598	A:27/B:25/D:56/L:619
2.0 16V	96/131	09/96->12/01	CV Joint		F	MT	*		44 + ABS		GS-3663	A:27/B:32/D:56/L:171,5
			Drive Shaft	R	F				44		AW-4597	A:27/B:25/D:56/L:938
			Drive Shaft	L	F	MT			44 + ABS; Drive Shaft: with ABS ring		AW-4598	A:27/B:25/D:56/L:619
2.0 16V	85/115	09/96->12/01	CV Joint		F	MT	*		44 + ABS		GS-3663	A:27/B:32/D:56/L:171,5
			Drive Shaft	R	F				44		AW-4597	A:27/B:25/D:56/L:938
			Drive Shaft	L	F	MT			44 + ABS; Drive Shaft: with ABS ring		AW-4598	A:27/B:25/D:56/L:619
2.0 16V	110/150	09/96->12/01	CV Joint		F	MT	*		44 + ABS		GS-3663	A:27/B:32/D:56/L:171,5
			CV Joint				*		44		GS-3664	A:27/B:23/D:56/L:164
			Drive Shaft	R	F				44		AW-4597	A:27/B:25/D:56/L:938
2.0 TD	66/90	09/96->12/01	Drive Shaft	L	F	MT			44 + ABS; Drive Shaft: with ABS ring		AW-4598	A:27/B:25/D:56/L:619
			CV Joint		F		*		44 + ABS		GS-3663	A:27/B:32/D:56/L:171,5
PRIMERA (P12) 												
1.6	80/109	01/02->	CV Joint		F		*		44		GS-3886	A:27/B:23/D:56/L:165
1.6	78/106	03/02->	CV Joint		F		*		44		GS-3886	A:27/B:23/D:56/L:165
1.9 dCi	88/120	04/03->	CV Joint				*		44		GS-3965	A:27/B:35/D:56/L:172
2.0	103/140	03/02->	CV Joint			MT	*		44 + ABS		GS-3831	A:27/B:26/D:56/L:172
2.2 dCi	102/139	04/03->	CV Joint				*		44 + ABS		GS-3831	A:27/B:26/D:56/L:172
			CV Joint	L	F		*		44 trans.type MT		GS-4938	A:27/B:26/D:56/L:172
2.2 Di	93/126	03/02->	CV Joint				*		44 + ABS		GS-3831	A:27/B:26/D:56/L:172
			CV Joint	L	F		*		44 trans.type MT		GS-4938	A:27/B:26/D:56/L:172
PRIMERA Estate (WP12) 												
1.6 Visia	80/109	01/02->	CV Joint		F		*		44		GS-3886	A:27/B:23/D:56/L:165
1.8	85/115	03/02->	CV Joint		F		*		44		GS-3886	A:27/B:23/D:56/L:165
1.9 dCi	88/120	04/03->	CV Joint				*		44		GS-3965	A:27/B:35/D:56/L:172
2.0	103/140	03/02->	CV Joint			MT	*		44 + ABS		GS-3831	A:27/B:26/D:56/L:172
			CV Joint				*		44		GS-3887	A:27/B:24/D:56/L:166
2.2 dCi	102/139	04/03->	CV Joint				*		44 + ABS		GS-3831	A:27/B:26/D:56/L:172
			CV Joint	L	F		*		44 trans.type MT		GS-4938	A:27/B:26/D:56/L:172
2.2 Di	93/126	03/02->	CV Joint				*		44 + ABS		GS-3831	A:27/B:26/D:56/L:172
			CV Joint	L	F		*		44 trans.type MT		GS-4938	A:27/B:26/D:56/L:172
PRIMERA Hatchback (P10) 												
1.6	66/90	06/90->01/96	CV Joint			MT	*		- ABS		GS-3481	A:27/B:22/D:56/L:164,9
			CV Joint			MT	*		42 + ABS		GS-3482	A:27/B:22/D:56/L:164,9
			CV Joint				*		trans.type MT		GS-4793	A:25/B:22/D:40/L:168,5
			Drive Shaft	L	F				42 + ABS		AW-4469	A:27/B:25/D:56/L:638

	kw/HP		Type	L/R	F/R	AT/MT			ABS			Technical Specification	
2.0 16V	85/116	06/90->01/96	CV Joint	L; R	F	MT	*		made in JP		GS-3462	A:27/B:25/D:56/L:169,5	
			CV Joint				*		- ABS		GS-3466	A:27/B:32/D:56/L:172	
			CV Joint				*		42	+ ABS		GS-3467	A:27/B:32/D:56/L:172
			CV Joint				*			trans.type MT		GS-4793	A:25/B:22/D:40/L:168,5
2.0 16V 4x4	85/115	04/91->06/96	CV Joint	L; R	F	MT	*		made in JP		GS-3462	A:27/B:25/D:56/L:169,5	
			CV Joint				*		- ABS; FWD		GS-3466	A:27/B:32/D:56/L:172	
			CV Joint				*		42	+ ABS; FWD		GS-3467	A:27/B:32/D:56/L:172
			CV Joint				*			trans.type MT		GS-4793	A:25/B:22/D:40/L:168,5
2.0 i	92/125	01/95->06/96	CV Joint				*		- ABS		GS-3466	A:27/B:32/D:56/L:172	
			CV Joint				*		42	+ ABS		GS-3467	A:27/B:32/D:56/L:172
PRIMERA Hatchback (P11) 													
1.6 16V	78/106	09/00->07/02	CV Joint		F		*		44	+ ABS		GS-3663	A:27/B:32/D:56/L:171,5
			Drive Shaft	L	F				44			AW-4595	A:27/B:25/D:56/L:645
1.6 16V	73/99	09/96->07/02	CV Joint		F		*		44	+ ABS		GS-3662	A:27/B:22/D:56/L:165
			Drive Shaft	L	F				44			AW-4595	A:27/B:25/D:56/L:645
1.6 16V	66/90	09/96->07/02	CV Joint		F		*		44	+ ABS		GS-3662	A:27/B:22/D:56/L:165
			Drive Shaft	L	F				44			AW-4595	A:27/B:25/D:56/L:645
1.8 16V	84/114	08/99->07/02	CV Joint		F		*		44	+ ABS		GS-3663	A:27/B:32/D:56/L:171,5
			CV Joint		F	MT	*		44	+ ABS		GS-3663	A:27/B:32/D:56/L:171,5
			CV Joint				*		44			GS-3664	A:27/B:23/D:56/L:164
2.0 16V	103/140	08/99->07/02	Drive Shaft	R	F				44			AW-4597	A:27/B:25/D:56/L:938
			Drive Shaft	L	F	MT			44	+ ABS; Drive Shaft: with ABS ring		AW-4598	A:27/B:25/D:56/L:619
			CV Joint		F	MT	*		44	+ ABS		GS-3663	A:27/B:32/D:56/L:171,5
			CV Joint				*		44			GS-3664	A:27/B:23/D:56/L:164
2.0 16V	96/131	09/96->07/02	Drive Shaft	R	F				44			AW-4597	A:27/B:25/D:56/L:938
			Drive Shaft	L	F	MT			44	+ ABS; Drive Shaft: with ABS ring		AW-4598	A:27/B:25/D:56/L:619
			CV Joint		F	MT	*		44	+ ABS		GS-3663	A:27/B:32/D:56/L:171,5
			CV Joint				*		44			GS-3664	A:27/B:23/D:56/L:164
2.0 16V	85/115	09/96->07/02	CV Joint				*		44	+ ABS		GS-3663	A:27/B:32/D:56/L:171,5
			Drive Shaft	R	F				44			AW-4597	A:27/B:25/D:56/L:938
			Drive Shaft	L	F	MT			44	+ ABS; Drive Shaft: with ABS ring		AW-4598	A:27/B:25/D:56/L:619
			CV Joint		F	MT	*		44	+ ABS		GS-3663	A:27/B:32/D:56/L:171,5
2.0 16V	110/150	09/96->07/02	CV Joint				*		44	+ ABS		GS-3664	A:27/B:23/D:56/L:164
			Drive Shaft	R	F				44			AW-4597	A:27/B:25/D:56/L:938
			Drive Shaft	L	F	MT			44	+ ABS; Drive Shaft: with ABS ring		AW-4598	A:27/B:25/D:56/L:619
2.0 TD	66/90	09/96->07/02	CV Joint		F		*		44	+ ABS		GS-3663	A:27/B:32/D:56/L:171,5
PRIMERA Hatchback (P12) 													
1.6	78/106	07/02->	CV Joint		F		*		44			GS-3886	A:27/B:23/D:56/L:165
1.6	80/109	07/02->	CV Joint		F		*		44			GS-3886	A:27/B:23/D:56/L:165
1.9 dCi	88/120	04/03->	CV Joint				*		44			GS-3965	A:27/B:35/D:56/L:172
2.0	103/140	07/02->	CV Joint			MT	*		44	+ ABS		GS-3831	A:27/B:26/D:56/L:172
2.2 dCi	102/139	04/03->	CV Joint				*		44	+ ABS		GS-3831	A:27/B:26/D:56/L:172
			CV Joint	L	F		*		44	trans.type MT		GS-4938	A:27/B:26/D:56/L:172
2.2 Di	93/126	07/02->	CV Joint				*		44	+ ABS		GS-3831	A:27/B:26/D:56/L:172
			CV Joint	L	F		*		44	trans.type MT		GS-4938	A:27/B:26/D:56/L:172



KW/HP



Type

L/R F/R

AT/MT



ABS



Technical Specification

PRIMERA Traveller (W10)

1.6 i	75/102	02/91->03/98	CV Joint			MT	*		GS-3463	A:27/B:23/D:56/D2:83/L:159	
			Drive Shaft	L	F			42	+ ABS	AW-4469	A:27/B:25/D:56/L:638
1.6 i	66/90	07/90->03/98	CV Joint			MT	*		GS-3463	A:27/B:23/D:56/D2:83/L:159	
2.0 D	55/75	07/90->12/95	CV Joint			AT; MT	*		GS-3463	A:27/B:23/D:56/D2:83/L:159	
2.0 i	85/116	07/90->03/98	CV Joint				*	44	GS-3471	A:27/B:25/D:56/L:173,5	

PRIMERA Traveller (WP11)

1.6 16V	66/90	04/98->12/01	CV Joint		F		*	44		GS-3662	A:27/B:22/D:56/L:165
			Drive Shaft	L	F			44		AW-4595	A:27/B:25/D:56/L:645
1.6 16V	73/99	04/98->12/01	CV Joint		F		*	44		GS-3662	A:27/B:22/D:56/L:165
			Drive Shaft	L	F			44		AW-4595	A:27/B:25/D:56/L:645
1.8 16V	84/114	08/99->12/01	CV Joint		F		*	44		GS-3663	A:27/B:32/D:56/L:171,5
			CV Joint		F	MT	*	44	07/99->	GS-3663	A:27/B:32/D:56/L:171,5
2.0 16V	96/131	04/98->12/01	Drive Shaft	R	F			44		AW-4597	A:27/B:25/D:56/L:938
			Drive Shaft	L	F	MT		44	+ ABS; Drive Shaft: with ABS ring	AW-4598	A:27/B:25/D:56/L:619
			CV Joint		F	MT	*	44	07/99->	GS-3663	A:27/B:32/D:56/L:171,5
2.0 16V	85/115	06/96->12/01	CV Joint				*	44		GS-3664	A:27/B:23/D:56/L:164
			Drive Shaft	R	F			44		AW-4597	A:27/B:25/D:56/L:938
			Drive Shaft	L	F	MT		44	+ ABS; Drive Shaft: with ABS ring	AW-4598	A:27/B:25/D:56/L:619
			CV Joint		F	MT	*	44		GS-3663	A:27/B:32/D:56/L:171,5
2.0 16V	103/140	08/99->12/01	Drive Shaft	R	F			44		AW-4597	A:27/B:25/D:56/L:938
			Drive Shaft	L	F	MT		44	+ ABS; Drive Shaft: with ABS ring	AW-4598	A:27/B:25/D:56/L:619
2.0 TD	66/90	04/98->12/01	CV Joint		F		*	44		GS-3663	A:27/B:32/D:56/L:171,5

QASHQAI / QASHQAI +2 (J10, JJ10)

1.5 dCi	78/106	02/07->	CV Joint				*			GS-4047	A:29/B:35/D:56,1/L:161
			CV Joint				*			GS-4879	A:26/B:30/D:40/L:177
1.5 dCi	76/103	07/08->	CV Joint				*			GS-4047	A:29/B:35/D:56,1/L:161
			CV Joint				*			GS-4879	A:26/B:30/D:40/L:177
1.5 dCi	81/110	11/10->	CV Joint				*			GS-4047	A:29/B:35/D:56,1/L:161
			CV Joint				*			GS-4879	A:26/B:30/D:40/L:177
1.6	84/114	02/07->	CV Joint		F	5MT; CVT	*		trans.type F5; trans.type MCVT	GS-4844	A:29/B:33/D:56/L:159,5
1.6	86/117	11/10->	CV Joint		F	5MT; CVT	*		trans.type F5; trans.type MCVT	GS-4844	A:29/B:33/D:56/L:159,5
2.0	104/141	02/07->	CV Joint				*			GS-4047	A:29/B:35/D:56,1/L:161
2.0 All-wheel Drive	104/141	02/07->	CV Joint				*			GS-4047	A:29/B:35/D:56,1/L:161

SERENA (C23M)















2.0 16V	93/126	11/92->09/01	CV Joint			AT; MT	*			GS-3463	A:27/B:23/D:56/D2:83/L:159
2.0 D	49/67	11/92->09/01	CV Joint			AT; MT	*			GS-3463	A:27/B:23/D:56/D2:83/L:159










SUNNY II (N13)

1.6	62/84	06/86->10/88	CV Joint		F		*			GS-3442	A:25/B:23/D:52,2/L:164
1.6 i	54/73	06/86->10/90	CV Joint		F		*			GS-3442	A:25/B:23/D:52,2/L:164
1.6 i 12V	66/90	10/88->06/91	CV Joint		F	MT	*			GS-3442	A:25/B:23/D:52,2/L:164

SUNNY II Coupe (B12)

1.6	62/84	06/86->10/88	CV Joint		F		*			GS-3442	A:25/B:23/D:52,2/L:164
-----	-------	--------------	----------	--	---	--	---	--	--	---------	------------------------

	kW/HP		Type	L/R	F/R	AT/MT			ABS			Technical Specification
1.6 i	54/73	06/86->05/89	CV Joint		F		*				GS-3442	A:25/B:23/D:52,2/L:164
1.6 i 12V	66/90	10/88->06/91	CV Joint		F		*				GS-3442	A:25/B:23/D:52,2/L:164
SUNNY II Hatchback (N13) 												
1.6	62/84	06/86->10/88	CV Joint		F		*				GS-3442	A:25/B:23/D:52,2/L:164
1.6 i	54/73	06/86->10/90	CV Joint		F		*				GS-3442	A:25/B:23/D:52,2/L:164
1.6 i 12V	66/90	06/86->10/90	CV Joint		F	MT	*				GS-3442	A:25/B:23/D:52,2/L:164
SUNNY II Traveller (B12) 												
1.6	62/84	06/86->10/88	CV Joint		F		*				GS-3442	A:25/B:23/D:52,2/L:164
1.6 i	54/73	08/86->05/89	CV Joint		F		*				GS-3442	A:25/B:23/D:52,2/L:164
1.6 i 12V	66/90	10/88->06/91	CV Joint		F		*				GS-3442	A:25/B:23/D:52,2/L:164
SUNNY III (N14) 												
1.4 i	55/75	10/90->05/95	CV Joint		F	MT	*		- ABS		GS-3449	A:25/B:22/D:55/L:163
			CV Joint		F	MT	*	42	+ ABS		GS-3450	A:25/B:22/D:55/L:163
			CV Joint		F	AT	*	42			GS-3454	A:25/B:23/D:55/L:169
1.6 i	66/90	10/90->05/95	CV Joint		F		*	42		GS-3454	A:25/B:23/D:55/L:169	
1.6 i 16V	75/102	10/92->05/95	CV Joint		F		*	42		GS-3454	A:25/B:23/D:55/L:169	
2.0 D	55/75	10/90->05/95	CV Joint		F		*		- ABS		GS-3449	A:25/B:22/D:55/L:163
			CV Joint		F		*	42	+ ABS		GS-3450	A:25/B:22/D:55/L:163
SUNNY III Box (Y10) 												
1.6 i 16V	66/90	10/92->03/00	CV Joint		F		*	42			GS-3454	A:25/B:23/D:55/L:169
1.7 D	40/54	11/90->03/00	CV Joint		F		*	42			GS-3454	A:25/B:23/D:55/L:169
SUNNY III Hatchback (N14) 												
1.4 i	55/75	10/90->05/95	CV Joint		F	MT	*		- ABS		GS-3449	A:25/B:22/D:55/L:163
			CV Joint		F	MT	*	42	+ ABS		GS-3450	A:25/B:22/D:55/L:163
			CV Joint		F	AT	*	42			GS-3454	A:25/B:23/D:55/L:169
1.6 i	66/90	10/90->05/95	CV Joint		F		*	42		GS-3454	A:25/B:23/D:55/L:169	
2.0 D	55/75	10/90->05/95	CV Joint		F		*		- ABS		GS-3449	A:25/B:22/D:55/L:163
			CV Joint		F		*	42	+ ABS		GS-3450	A:25/B:22/D:55/L:163
SUNNY III Liftback (N14) 												
1.4 i	55/75	10/90->05/95	CV Joint		F	MT	*		- ABS		GS-3449	A:25/B:22/D:55/L:163
			CV Joint		F	MT	*	42	+ ABS		GS-3450	A:25/B:22/D:55/L:163
			CV Joint		F	AT	*	42			GS-3454	A:25/B:23/D:55/L:169
1.6 i	66/90	10/90->05/95	CV Joint		F		*	42		GS-3454	A:25/B:23/D:55/L:169	
2.0 D	55/75	10/90->05/95	CV Joint		F		*		- ABS		GS-3449	A:25/B:22/D:55/L:163
			CV Joint		F		*	42	+ ABS		GS-3450	A:25/B:22/D:55/L:163
TERRANO I (WD21) 												
2.4 i 4WD	76/103	10/87->02/93	CV Joint	L; R	F	AT; MT	*				GS-3488	A:27/B:27/D:50/L:221
2.7 TD 4WD	73/99	02/89->02/96	CV Joint	L; R	F	AT; MT	*				GS-3488	A:27/B:27/D:50/L:221
TERRANO II (R20) 												
2.4 4WD	85/116	05/96->01/02	CV Joint		F		*				GS-3489	A:27/B:32/D:50/L:218,5
2.4 4WD	87/118	05/96->09/07	CV Joint		F		*				GS-3489	A:27/B:32/D:50/L:218,5
2.4 i 12V 4WD	91/124	02/93->06/96	CV Joint		F		*				GS-3489	A:27/B:32/D:50/L:218,5

	kW/HP		Type	L/R	F/R	AT/MT			ABS			Technical Specification
2.7 TDi 4WD	92/125	05/96->09/07	CV Joint		F						GS-3489	A:27/B:32/D:50/L:218,5
			CV Joint								GS-3651	A:28/B:27/D:50/L:221
3.0 Di 4WD	113/154	05/02->09/07	CV Joint		F						GS-3489	A:27/B:32/D:50/L:218,5
TIIDA Hatchback (C11X) 												
1.6	81/110	09/07->	CV Joint								GS-4843	A:25/B:22/D:49/L:154
			CV Joint								GS-4040	A:25/B:23/D:49,1/L:149
1.8	93/126	09/07->	CV Joint								GS-4843	A:25/B:22/D:49/L:154
			CV Joint	L; R	F						GS-4923	A:25/B:23/D:49,15/L:157,5
TIIDA Saloon (SC11X) 												
1.6	81/110	09/07->	CV Joint								GS-4843	A:25/B:22/D:49/L:154
			CV Joint		F						GS-4040	A:25/B:23/D:49,1/L:149
1.8	93/126	09/07->	CV Joint								GS-4843	A:25/B:22/D:49/L:154
			CV Joint	L; R	F						GS-4923	A:25/B:23/D:49,15/L:157,5
X-TRAIL (T30) 												
2.0	103/140	07/01->01/13	CV Joint		F	MT			44		GS-3813	A:29/B:25/D:56/L:174
2.0 4x4	103/140	07/01->01/13	CV Joint		F				44		GS-3813	A:29/B:25/D:56/L:174
2.2 dCi	100/136	12/03->01/13	CV Joint		F				44		GS-3813	A:29/B:25/D:56/L:174
2.2 dCi 4x4	100/136	12/03->01/13	CV Joint		F				44		GS-3813	A:29/B:25/D:56/L:174
2.2 Di 4x4	84/114	07/01->10/05	CV Joint		F				44		GS-3813	A:29/B:25/D:56/L:174
2.5 4x4	121/165	09/02->01/13	CV Joint		F				44		GS-3813	A:29/B:25/D:56/L:174

OPEL

ADAM














1.4	64/87	10/12->	CV Joint								GS-4015	A:22/B:21/D:51,2/L:133,5
1.4	74/101	10/12->	CV Joint								GS-4015	A:22/B:21/D:51,2/L:133,5









AGILA (A) (H00)








1.0	44/60	08/03->12/07	CV Joint		F				43		GS-3794	A:23/B:20/D:49/L:139
1.0 12V	43/58	09/00->12/07	CV Joint		F				43		GS-3794	A:23/B:20/D:49/L:139
1.2 16V	55/75	09/00->12/07	CV Joint		F				43		GS-3794	A:23/B:20/D:49/L:139











ANTARA

2.0 CDTI	93/127	03/07->	CV Joint								GS-4822	A:30/B:34/D:54/L:170
2.0 CDTI	110/150	05/06->	CV Joint			5AT					GS-4822	A:30/B:34/D:54/L:170
2.0 CDTI	93/127	09/08->	CV Joint								GS-4822	A:30/B:34/D:54/L:170
2.0 CDTI 4x4	110/150	05/06->	CV Joint							DR 5; tripot joint	GS-4822	A:30/B:34/D:54/L:170
2.4	104/141	05/06->	CV Joint							DR 5; tripot joint	GS-4822	A:30/B:34/D:54/L:170

											Technical Specification
2.4	103/140	09/08->	CV Joint			*			DR 5; tripot joint	GS-4822	A:30/B:34/D:54/L:170
2.4 4x4	103/140	01/07->	CV Joint		6AT	*				GS-4822	A:30/B:34/D:54/L:170
2.4 LPG	103/140	10/08->	CV Joint			*				GS-4822	A:30/B:34/D:54/L:170
2.4 LPG 4x4	103/140	10/08->	CV Joint			*				GS-4822	A:30/B:34/D:54/L:170
3.2 V6	167/227	03/07->	CV Joint			*			DR 5; tripot joint	GS-4822	A:30/B:34/D:54/L:170
ASCONA C [81_, 86_, 87_, 88_] 											
1.3 N	44/60	09/81->08/86	CV Joint	F		*				GS-3121	A:22/B:22/D:52/L:145
			CV Joint	F	MT	*			GS-3122	A:22/B:22/D:35/L:130	
1.3 S	55/75	09/81->08/88	CV Joint	F		*				GS-3121	A:22/B:22/D:52/L:145
			CV Joint	F	MT	*			GS-3122	A:22/B:22/D:35/L:130	
1.6	55/75	09/81->09/87	CV Joint	F		*		43		GS-3126	A:33/B:25/D:52/L:170
			CV Joint	F		*				GS-3121	A:22/B:22/D:52/L:145
1.6	60/82	09/86->08/88	CV Joint	F	MT	*				GS-3122	A:22/B:22/D:35/L:130
			CV Joint	F		*				GS-3124	A:33/B:25/D:52/L:170
1.6 D	40/54	03/82->08/88	CV Joint	F		*		43	+ ABS	GS-3126	A:33/B:25/D:52/L:170
			CV Joint	F		*				GS-3127	A:34/B:22/D:35/L:132,2
			CV Joint	F	MT	*				GS-3121	A:22/B:22/D:52/L:145
1.6 i	55/75	09/87->08/88	CV Joint	F		*				GS-3122	A:22/B:22/D:35/L:130
			CV Joint	F	MT	*				GS-3121	A:22/B:22/D:52/L:145
1.6 i CAT	55/75	09/86->08/88	CV Joint	F		*				GS-3121	A:22/B:22/D:52/L:145
			CV Joint	F	MT	*				GS-3122	A:22/B:22/D:35/L:130
			CV Joint	L; R	F	MT	*			GS-3123	A:34/B:25/D:35/L:141,8
1.6 S	66/90	09/81->08/86	CV Joint	F		*		43	+ ABS	GS-3126	A:33/B:25/D:52/L:170
			CV Joint	L; R	F	MT	*			GS-3123	A:34/B:25/D:35/L:141,8
			CV Joint	F		*				GS-3124	A:33/B:25/D:52/L:170
1.8	62/84	09/87->08/88	CV Joint	F		*		43	+ ABS	GS-3126	A:33/B:25/D:52/L:170
			CV Joint	L; R	F	MT	*			GS-3123	A:34/B:25/D:35/L:141,8
			CV Joint	F		*				GS-3124	A:33/B:25/D:52/L:170
1.8 E	74/100	01/85->08/86	CV Joint	L; R	F	MT	*			GS-3123	A:34/B:25/D:35/L:141,8
			CV Joint	F		*				GS-3126	A:33/B:25/D:52/L:170
			CV Joint	L; R	F	MT	*			GS-3123	A:34/B:25/D:35/L:141,8
1.8 i	85/115	09/82->08/86	CV Joint	F		*		43	+ ABS	GS-3126	A:33/B:25/D:52/L:170
			CV Joint	L; R	F	MT	*			GS-3123	A:34/B:25/D:35/L:141,8
			CV Joint	F		*				GS-3124	A:33/B:25/D:52/L:170
2.0 i	74/100	08/87->08/88	CV Joint	L; R	F	MT	*			GS-3123	A:34/B:25/D:35/L:141,8
			CV Joint	F		*				GS-3126	A:33/B:25/D:52/L:170
2.0 i	85/115	09/86->08/88	CV Joint	L; R	F	MT	*			GS-3123	A:34/B:25/D:35/L:141,8
			CV Joint	F		*				GS-3126	A:33/B:25/D:52/L:170
			CV Joint	L; R	F	MT	*			GS-3123	A:34/B:25/D:35/L:141,8
2.0 i CAT	85/116	09/86->08/88	CV Joint	F		*		43	+ ABS	GS-3126	A:33/B:25/D:52/L:170
			CV Joint	L; R	F	MT	*			GS-3126	A:33/B:25/D:52/L:170
			CV Joint	L; R	F	MT	*			GS-3123	A:34/B:25/D:35/L:141,8
2.0 i GT	95/130	03/87->08/88	CV Joint	F		*		43	+ ABS	GS-3126	A:33/B:25/D:52/L:170
			CV Joint	L; R	F	MT	*			GS-3123	A:34/B:25/D:35/L:141,8
ASCONA C Hatchback [84_, 89_] 											
1.3 N	44/60	09/81->08/86	CV Joint	F		*				GS-3121	A:22/B:22/D:52/L:145
			CV Joint	F	MT	*			GS-3122	A:22/B:22/D:35/L:130	
1.3 S	55/75	09/81->08/88	CV Joint	F		*				GS-3121	A:22/B:22/D:52/L:145
			CV Joint	F	MT	*			GS-3122	A:22/B:22/D:35/L:130	

			Type	L/R	F/R	AT/MT			ABS			Technical Specification	
1.6	55/75	09/81->08/88	CV Joint		F			*	43		GS-3126	A:33/B:25/D:52/L:170	
1.6	60/82	09/86->08/88	CV Joint		F			*			GS-3121	A:22/B:22/D:52/L:145	
			CV Joint		F	MT		*			GS-3122	A:22/B:22/D:35/L:130	
1.6 D	40/54	03/82->08/88	CV Joint					*		->ch.J-999999; ch.C-000001->	GS-3124	A:33/B:25/D:52/L:170	
			CV Joint		F			*	43	+ABS	GS-3126	A:33/B:25/D:52/L:170	
			CV Joint						*		->ch.D999999; ch.C000091->	GS-3127	A:34/B:22/D:35/L:132,2
1.6 i	55/75	09/87->08/88	CV Joint		F			*			GS-3121	A:22/B:22/D:52/L:145	
			CV Joint		F	MT		*			GS-3122	A:22/B:22/D:35/L:130	
1.6 i CAT	55/75	09/86->08/88	CV Joint		F			*			GS-3121	A:22/B:22/D:52/L:145	
			CV Joint		F	MT		*			GS-3122	A:22/B:22/D:35/L:130	
1.6 S	66/90	09/81->08/86	CV Joint	L; R	F	MT		*		->ch.E-137385; ch.C-000001->	GS-3123	A:34/B:25/D:35/L:141,8	
			CV Joint						*		GS-3124	A:33/B:25/D:52/L:170	
			CV Joint		F				*	43	+ABS	GS-3126	A:33/B:25/D:52/L:170
			CV Joint	L; R	F	MT		*			GS-3123	A:34/B:25/D:35/L:141,8	
1.8	62/84	09/87->08/88	CV Joint			MT		*		->ch.J-999999; ch.D-000001->	GS-3124	A:33/B:25/D:52/L:170	
			CV Joint		F			*	43		GS-3126	A:33/B:25/D:52/L:170	
			CV Joint	L; R	F	MT		*			GS-3123	A:34/B:25/D:35/L:141,8	
1.8 E	74/100	01/85->08/86	CV Joint			MT		*		->ch.J-999999; ch.D-000001->	GS-3124	A:33/B:25/D:52/L:170	
			CV Joint		F			*	43		GS-3126	A:33/B:25/D:52/L:170	
			CV Joint	L; R	F	MT		*		09/83->	GS-3123	A:34/B:25/D:35/L:141,8	
1.8 i	85/115	09/82->08/86	CV Joint			MT		*		->ch.J-999999; ch.D-000001->	GS-3124	A:33/B:25/D:52/L:170	
			CV Joint		F			*	43	+ABS	GS-3126	A:33/B:25/D:52/L:170	
			CV Joint	L; R	F	MT		*			GS-3123	A:34/B:25/D:35/L:141,8	
2.0 i	85/115	09/86->08/88	CV Joint		F			*	43	+ABS	GS-3126	A:33/B:25/D:52/L:170	
			CV Joint	L; R	F	MT		*			GS-3123	A:34/B:25/D:35/L:141,8	
2.0 i CAT	85/116	09/86->08/88	CV Joint	L; R	F	MT		*	43	+ABS	GS-3126	A:33/B:25/D:52/L:170	
			CV Joint		F			*	43	+ABS	GS-3126	A:33/B:25/D:52/L:170	
2.0 i GT	95/130	03/87->08/88	CV Joint	L; R	F	MT		*		->ch.J-999999; ch.D-000001->	GS-3123	A:34/B:25/D:35/L:141,8	
			CV Joint		F			*	43	+ABS	GS-3124	A:33/B:25/D:52/L:170	
ASTRA F [56_, 57_] 													
1.4	55/75	09/91->09/93	CV Joint		F			*			GS-3122	A:22/B:22/D:35/L:130	
			CV Joint		F			*	29	->ch.P-2732833	GS-3125	A:22/B:22/D:52/L:145,5	
			CV Joint		F			*	29	+ABS	GS-3193	A:22/B:22/D:52/L:144,5	
			Drive Shaft	L	F	MT			29	->ch.P-2732833	AW-4216	A:22/B:22/D:52/L:585	
			Drive Shaft	R	F				29		AW-4217	A:22/B:22/D:52/L:926	
1.4	60/82	09/92->09/98	CV Joint		F			*	29	+ABS	GS-3122	A:22/B:22/D:35/L:130	
			Drive Shaft	L	F	MT			29	->ch.P-2732833	AW-4216	A:22/B:22/D:52/L:585	
			Drive Shaft	R	F				29		AW-4217	A:22/B:22/D:52/L:926	
1.4 i	44/60	09/91->09/98	CV Joint		F			*	29	->ch.P-2732833	GS-3122	A:22/B:22/D:35/L:130	
			CV Joint		F			*	29	+ABS	GS-3193	A:22/B:22/D:52/L:144,5	
			Drive Shaft	L	F	MT			29	->02/98; ->ch.P-2732833	AW-4216	A:22/B:22/D:52/L:585	
			Drive Shaft	R	F				29		AW-4217	A:22/B:22/D:52/L:926	
1.4 i 16V	66/90	02/96->09/98	CV Joint		F			*	29	+ABS	GS-3122	A:22/B:22/D:35/L:130	
			Drive Shaft	R	F				29		AW-4217	A:22/B:22/D:52/L:926	

				Type	L/R	F/R	AT/MT			ABS			Technical Specification	
1.4 Si	60/82	03/92->09/98	CV Joint		F				*		+ ABS	GS-3122	A:22/B:22/D:35/L:130	
			CV Joint		F				*	29	->ch.P-2732833	GS-3125	A:22/B:22/D:52/L:145,5	
			CV Joint		F					*	29	+ ABS	GS-3193	A:22/B:22/D:52/L:144,5
			Drive Shaft	L	F	MT					29	->ch.P-2732833	AW-4216	A:22/B:22/D:52/L:585
			Drive Shaft	R	F						29		AW-4217	A:22/B:22/D:52/L:926
1.6	55/75	09/95->09/98	CV Joint		F				*		+ ABS	GS-3122	A:22/B:22/D:35/L:130	
			CV Joint		F				*	29	->ch.P-2732833	GS-3125	A:22/B:22/D:52/L:145,5	
			CV Joint		F					*	29	+ ABS	GS-3193	A:22/B:22/D:52/L:144,5
			Drive Shaft	L	F	MT					29	->ch.P-2732833	AW-4216	A:22/B:22/D:52/L:585
			Drive Shaft	R	F						29		AW-4217	A:22/B:22/D:52/L:926
1.6 i	55/75	03/92->09/98	CV Joint		F				*		+ ABS	GS-3122	A:22/B:22/D:35/L:130	
			CV Joint		F				*	29	->ch.P-2732833	GS-3125	A:22/B:22/D:52/L:145,5	
			CV Joint		F					*	29	+ ABS	GS-3193	A:22/B:22/D:52/L:144,5
			Drive Shaft	L	F	MT					29	->ch.P-2732833	AW-4216	A:22/B:22/D:52/L:585
			Drive Shaft	R	F						29		AW-4217	A:22/B:22/D:52/L:926
1.6 i	52/71	05/93->07/96	CV Joint		F				*		+ ABS	GS-3122	A:22/B:22/D:35/L:130	
			CV Joint		F				*	29	+ ABS	GS-3193	A:22/B:22/D:52/L:144,5	
			Drive Shaft	R	F						29		AW-4217	A:22/B:22/D:52/L:926
1.6 i 16V	74/100	08/94->09/98	CV Joint		F				*		+ ABS	GS-3122	A:22/B:22/D:35/L:130	
			CV Joint		F				*	29	+ ABS	GS-3193	A:22/B:22/D:52/L:144,5	
			Drive Shaft	L	F	MT					29		AW-4216	A:22/B:22/D:52/L:585
			Drive Shaft	R	F						29		AW-4217	A:22/B:22/D:52/L:926
1.6 Si	74/100	05/92->12/94	CV Joint		F				*		+ ABS	GS-3122	A:22/B:22/D:35/L:130	
			CV Joint		F				*	29	->ch.P-2732833	GS-3125	A:22/B:22/D:52/L:145,5	
			CV Joint		F					*	29	+ ABS	GS-3193	A:22/B:22/D:52/L:144,5
			Drive Shaft	L	F	MT					29	->ch.P-2732833	AW-4216	A:22/B:22/D:52/L:585
			Drive Shaft	R	F						29		AW-4217	A:22/B:22/D:52/L:926
1.7 D	42/57	03/92->09/92	CV Joint		F				*		ch.P2733478->; ch.P5273485->; ch.P8202126->	GS-3122	A:22/B:22/D:35/L:130	
			CV Joint		F				*	29	->ch.P2733477;->ch.P5273484;->ch.P8202125; ch.N2000001->; ch.N5000001->; ch.NE100001->	GS-3128	A:33/B:25/D:52/L:170	
			CV Joint		F				*	29	ch.P2733478->; ch.P5273485->; ch.P8202126->	GS-3193	A:22/B:22/D:52/L:144,5	
1.7 D	44/60	07/92->09/98	CV Joint		F				*		ch.P2733478->; ch.P5273485->; ch.P8202126->	GS-3122	A:22/B:22/D:35/L:130	
			CV Joint		F				*	29	->ch.P2733477;->ch.P5273484;->ch.P8202125; ch.N2000001->; ch.N5000001->; ch.NE100001->	GS-3128	A:33/B:25/D:52/L:170	
			CV Joint		F				*	29	ch.P2700478->; ch.P5273485->; ch.P8202126->	GS-3193	A:22/B:22/D:52/L:144,5	
1.7 TD	50/68	11/94->09/98	CV Joint		F				*		->02/98; ch.#N500001	GS-3122	A:22/B:22/D:35/L:130	
			CV Joint		F				*	29		GS-3128	A:33/B:25/D:52/L:170	
			CV Joint		F				*	29		GS-3193	A:22/B:22/D:52/L:144,5	
1.7 TDS	60/82	03/92->09/98	CV Joint	L; R	F	MT			*		->02/98	GS-3123	A:34/B:25/D:35/L:141,8	
			CV Joint		F				*	29	->02/98	GS-3128	A:33/B:25/D:52/L:170	
1.8 i	66/90	03/92->09/98	CV Joint	L; R	F	MT			*		->08/94	GS-3123	A:34/B:25/D:35/L:141,8	
			CV Joint		F				*	29		GS-3128	A:33/B:25/D:52/L:170	
1.8 i 16V	92/125	06/93->10/94	CV Joint	L; R	F	MT			*		09/93->	GS-3123	A:34/B:25/D:35/L:141,8	
			CV Joint		F				*	29		GS-3128	A:33/B:25/D:52/L:170	
1.8 i 16V	85/116	09/95->08/97	CV Joint	L; R	F	MT			*			GS-3123	A:34/B:25/D:35/L:141,8	
1.8 i 16V	85/116	11/94->09/98	CV Joint	L; R	F	MT			*			GS-3123	A:34/B:25/D:35/L:141,8	
			CV Joint		F				*	29		GS-3128	A:33/B:25/D:52/L:170	
2.0 i	85/115	03/92->09/98	CV Joint	L; R	F	MT			*		->08/94	GS-3123	A:34/B:25/D:35/L:141,8	
			CV Joint		F				*	29		GS-3128	A:33/B:25/D:52/L:170	

	KW/HP		Type	L/R	F/R	AT/MT			ABS			Technical Specification
2.0 i 16V	100/136	02/95->09/98	CV Joint		F		*		29		GS-3128	A:33/B:25/D:52/L:170
ASTRA F CLASSIC Estate 												
1.4 i	44/60	01/98->01/05	CV Joint		F		*		29	ch.YG039154->	GS-3193	A:22/B:22/D:52/L:144,5
			Drive Shaft	R	F				29		AW-4217	A:22/B:22/D:52/L:926
1.6 i	55/75	01/98->01/05	CV Joint		F		*		29	ch.YG039154->	GS-3193	A:22/B:22/D:52/L:144,5
			Drive Shaft	R	F				29		AW-4217	A:22/B:22/D:52/L:926
1.6 i 16V	74/101	01/98->01/05	CV Joint		F		*		29	ch.YG039154->	GS-3193	A:22/B:22/D:52/L:144,5
			Drive Shaft	R	F				29		AW-4217	A:22/B:22/D:52/L:926
ASTRA F CLASSIC Hatchback 												
1.4 i	44/60	01/98->08/02	CV Joint		F		*		29	ch.YG039154->	GS-3193	A:22/B:22/D:52/L:144,5
			Drive Shaft	R	F				29		AW-4217	A:22/B:22/D:52/L:926
1.6 i	55/75	01/98->08/02	CV Joint		F		*		29	ch.YG039154->	GS-3193	A:22/B:22/D:52/L:144,5
			Drive Shaft	R	F				29		AW-4217	A:22/B:22/D:52/L:926
1.6 i 16V	74/101	01/98->08/02	CV Joint		F		*		29	ch.YG039154->	GS-3193	A:22/B:22/D:52/L:144,5
			Drive Shaft	R	F				29		AW-4217	A:22/B:22/D:52/L:926
ASTRA F CLASSIC Saloon 												
1.4 i	44/60	01/98->08/02	CV Joint		F		*		29	ch.YG039154->	GS-3193	A:22/B:22/D:52/L:144,5
			Drive Shaft	R	F				29		AW-4217	A:22/B:22/D:52/L:926
1.6 i	55/75	01/98->08/02	CV Joint		F		*		29	ch.YG039154->	GS-3193	A:22/B:22/D:52/L:144,5
			Drive Shaft	R	F				29	+ ABS	GS-3600	A:33/B:25/D:52/L:164,5
1.6 i 16V	74/101	01/98->08/02	CV Joint		F		*		29	ch.YG039154->	GS-3193	A:22/B:22/D:52/L:144,5
			Drive Shaft	R	F				29		AW-4217	A:22/B:22/D:52/L:926
ASTRA F Convertible (53_B) 												
1.4 i 16V	66/90	01/96->03/01	CV Joint		F		*		--12/98		GS-3122	A:22/B:22/D:35/L:130
			CV Joint		F		*		29	+ ABS; --12/98	GS-3193	A:22/B:22/D:52/L:144,5
			Drive Shaft	R	F				29		AW-4217	A:22/B:22/D:52/L:926
1.4 Si	60/82	05/93->03/01	CV Joint		F		*		--12/98		GS-3122	A:22/B:22/D:35/L:130
			CV Joint		F		*		29	--08/96; --ch.P-2732833	GS-3125	A:22/B:22/D:52/L:145,5
			Drive Shaft	L	F	MT			29	--ch.P-2732833	AW-4216	A:22/B:22/D:52/L:585
1.6 i	55/75	01/96->03/01	CV Joint		F		*		29	+ ABS; --12/98	GS-3193	A:22/B:22/D:52/L:144,5
			Drive Shaft	R	F				29		AW-4217	A:22/B:22/D:52/L:926
			CV Joint		F		*			--12/98		GS-3122
1.6 i	52/71	03/93->08/96	CV Joint		F		*		29	+ ABS	GS-3193	A:22/B:22/D:52/L:144,5
			Drive Shaft	R	F				29		AW-4217	A:22/B:22/D:52/L:926
			CV Joint		F		*			--12/98		GS-3123
1.8 i 16V	85/116	11/94->03/01	CV Joint	L; R	F	MT	*		29		GS-3123	A:34/B:25/D:35/L:141,8
			CV Joint		F		*			--12/98		GS-3128
2.0 i	85/115	03/93->10/94	CV Joint	L; R	F	MT	*		29		GS-3123	A:34/B:25/D:35/L:141,8
			CV Joint		F		*					GS-3128



KW/HP



Type

L/R F/R

AT/MT















ABS



Technical Specification

ASTRA F Estate [51_, 52_]

1.4	55/75	09/91->09/93	CV Joint	F		*			GS-3122	A:22/B:22/D:35/L:130	
			CV Joint	F		*	29	->ch.P-2732833	GS-3125	A:22/B:22/D:52/L:145,5	
			CV Joint	F		*	29	+ABS	GS-3193	A:22/B:22/D:52/L:144,5	
			Drive Shaft	L	F		MT	29	->ch.P-2732833	AW-4216	A:22/B:22/D:52/L:585
			Drive Shaft	R	F			29		AW-4217	A:22/B:22/D:52/L:926
1.4	60/82	09/92->01/98	CV Joint	F		*			GS-3122	A:22/B:22/D:35/L:130	
			CV Joint	F		*	29	->ch.P-2732833	GS-3125	A:22/B:22/D:52/L:145,5	
			CV Joint	F		*	29	+ABS	GS-3193	A:22/B:22/D:52/L:144,5	
			Drive Shaft	L	F		MT	29	->ch.P-2732833	AW-4216	A:22/B:22/D:52/L:585
			Drive Shaft	R	F			29		AW-4217	A:22/B:22/D:52/L:926
1.4 i	44/60	09/91->01/98	CV Joint	F		*			GS-3122	A:22/B:22/D:35/L:130	
			CV Joint	F		*	29	->ch.P-2732833	GS-3125	A:22/B:22/D:52/L:145,5	
			CV Joint	F		*	29	+ABS	GS-3193	A:22/B:22/D:52/L:144,5	
			Drive Shaft	L	F		MT	29	->ch.P-2732833	AW-4216	A:22/B:22/D:52/L:585
			Drive Shaft	R	F			29		AW-4217	A:22/B:22/D:52/L:926
1.4 i 16V	66/90	02/96->01/98	CV Joint	F		*			GS-3122	A:22/B:22/D:35/L:130	
			CV Joint	F		*	29	+ABS	GS-3193	A:22/B:22/D:52/L:144,5	
			Drive Shaft	R	F			29		AW-4217	A:22/B:22/D:52/L:926
1.4 Si	60/82	03/92->01/98	CV Joint	F		*			GS-3122	A:22/B:22/D:35/L:130	
			CV Joint	F		*	29	->ch.P-2732833	GS-3125	A:22/B:22/D:52/L:145,5	
			CV Joint	F		*	29	+ABS	GS-3193	A:22/B:22/D:52/L:144,5	
			Drive Shaft	L	F		MT	29	->ch.P-2732833	AW-4216	A:22/B:22/D:52/L:585
			Drive Shaft	R	F			29		AW-4217	A:22/B:22/D:52/L:926
1.6	55/75	09/95->01/98	CV Joint	F		*			GS-3122	A:22/B:22/D:35/L:130	
			CV Joint	F		*	29	->ch.P-2732833	GS-3125	A:22/B:22/D:52/L:145,5	
			CV Joint	F		*	29	+ABS	GS-3193	A:22/B:22/D:52/L:144,5	
			Drive Shaft	L	F		MT	29	->ch.P-2732833	AW-4216	A:22/B:22/D:52/L:585
			Drive Shaft	R	F			29		AW-4217	A:22/B:22/D:52/L:926
1.6 i	52/71	05/93->07/96	CV Joint	F		*			GS-3122	A:22/B:22/D:35/L:130	
			CV Joint	F		*	29	+ABS	GS-3193	A:22/B:22/D:52/L:144,5	
			Drive Shaft	R	F			29		AW-4217	A:22/B:22/D:52/L:926
1.6 i	55/75	09/91->01/98	CV Joint	F		*			GS-3122	A:22/B:22/D:35/L:130	
			CV Joint	F		*	29	->ch.P-2732833	GS-3125	A:22/B:22/D:52/L:145,5	
			CV Joint	F		*	29	+ABS	GS-3193	A:22/B:22/D:52/L:144,5	
			Drive Shaft	L	F		MT	29	->ch.P-2732833	AW-4216	A:22/B:22/D:52/L:585
			Drive Shaft	R	F			29		AW-4217	A:22/B:22/D:52/L:926
1.6 i 16V	74/100	08/94->01/98	CV Joint	F		*			GS-3122	A:22/B:22/D:35/L:130	
			CV Joint	F		*	29	+ABS	GS-3193	A:22/B:22/D:52/L:144,5	
			Drive Shaft	L	F		MT	29		AW-4216	A:22/B:22/D:52/L:585
			Drive Shaft	R	F			29		AW-4217	A:22/B:22/D:52/L:926
1.6 Si	74/100	03/92->12/94	CV Joint	F		*			GS-3122	A:22/B:22/D:35/L:130	
			CV Joint	F		*	29	->ch.P-2732833	GS-3125	A:22/B:22/D:52/L:145,5	
			CV Joint	F		*	29	+ABS	GS-3193	A:22/B:22/D:52/L:144,5	
			Drive Shaft	L	F		MT	29	->ch.P-2732833	AW-4216	A:22/B:22/D:52/L:585
			Drive Shaft	R	F			29		AW-4217	A:22/B:22/D:52/L:926

												Technical Specification	
	kW/HP		Type	L/R	F/R	AT/MT			ABS				
1.7 D	44/60	07/92->01/98	CV Joint		F				*	ch.P2733478->; ch.P5273485->; ch.P8202126->	GS-3122	A:22/B:22/D:35/L:130	
			CV Joint		F			*	29	->ch.P2733477;->ch.P5273484;->ch.P8202125	GS-3128	A:33/B:25/D:52/L:170	
			CV Joint		F			*	29	ch.P2733478->; ch.P5273485->; ch.P8202126->	GS-3193	A:22/B:22/D:52/L:144,5	
1.7 D	42/57	12/91->09/92	CV Joint		F				*	ch.P2733478->; ch.P5273485->; ch.P8202126->	GS-3122	A:22/B:22/D:35/L:130	
			CV Joint		F			*	29	->ch.P2733477;->ch.P5273484;->ch.P8202125	GS-3128	A:33/B:25/D:52/L:170	
			CV Joint		F			*	29	ch.P2733478->; ch.P5273485->; ch.P8202126->	GS-3193	A:22/B:22/D:52/L:144,5	
1.7 TD	50/68	11/94->01/98	CV Joint		F				*		GS-3122	A:22/B:22/D:35/L:130	
			CV Joint		F		*	29	ch.#N500001	GS-3128	A:33/B:25/D:52/L:170		
			CV Joint		F		*	29		GS-3193	A:22/B:22/D:52/L:144,5		
1.7 TDS	60/82	12/91->01/98	CV Joint		F				*		GS-3122	A:22/B:22/D:35/L:130	
			CV Joint	L; R	F		MT		*		GS-3123	A:34/B:25/D:35/L:141,8	
			CV Joint		F			*	29		GS-3128	A:33/B:25/D:52/L:170	
			CV Joint		F			*	29		GS-3193	A:22/B:22/D:52/L:144,5	
1.8 i	66/90	09/91->01/98	CV Joint	L; R	F		MT		*	->08/94	GS-3123	A:34/B:25/D:35/L:141,8	
			CV Joint		F			*	29		GS-3128	A:33/B:25/D:52/L:170	
1.8 i 16V	92/125	06/93->01/98	CV Joint	L; R	F		MT		*	->08/94; 09/93->	GS-3123	A:34/B:25/D:35/L:141,8	
			CV Joint		F			*	29		GS-3128	A:33/B:25/D:52/L:170	
1.8 i 16V	85/116	07/94->01/98	CV Joint	L; R	F		MT		*		GS-3123	A:34/B:25/D:35/L:141,8	
			CV Joint		F			*	29		GS-3128	A:33/B:25/D:52/L:170	
2.0 i	85/115	09/91->07/94	CV Joint	L; R	F		MT		*		GS-3123	A:34/B:25/D:35/L:141,8	
			CV Joint		F			*	29		GS-3128	A:33/B:25/D:52/L:170	
2.0 i 16V	100/136	02/95->01/98	CV Joint		F			*	29		GS-3128	A:33/B:25/D:52/L:170	
			CV Joint	L; R	F		MT		*		GS-3123	A:34/B:25/D:35/L:141,8	
2.0 i 16V	110/150	03/93->01/98	CV Joint		F			*	29		GS-3128	A:33/B:25/D:52/L:170	
			CV Joint		F			*	29		GS-3128	A:33/B:25/D:52/L:170	
ASTRA F Hatchback (53_, 54_, 58_, 59_) 													
1.4	55/75	09/91->09/93	CV Joint		F				*		GS-3122	A:22/B:22/D:35/L:130	
			CV Joint		F			*	29	->ch.P-2732833	GS-3125	A:22/B:22/D:52/L:145,5	
			CV Joint		F			*	29	+ ABS	GS-3193	A:22/B:22/D:52/L:144,5	
			Drive Shaft	L	F		MT			29	->ch.P-2732833	AW-4216	A:22/B:22/D:52/L:585
			Drive Shaft	R	F					29		AW-4217	A:22/B:22/D:52/L:926
1.4	60/82	09/92->01/98	CV Joint		F				*		GS-3122	A:22/B:22/D:35/L:130	
			CV Joint		F			*	29	->ch.P-2732833	GS-3125	A:22/B:22/D:52/L:145,5	
			CV Joint		F			*	29	+ ABS	GS-3193	A:22/B:22/D:52/L:144,5	
			Drive Shaft	L	F		MT			29	->ch.P-2732833	AW-4216	A:22/B:22/D:52/L:585
			Drive Shaft	R	F					29		AW-4217	A:22/B:22/D:52/L:926
1.4 i	44/60	03/92->01/98	CV Joint		F				*		GS-3122	A:22/B:22/D:35/L:130	
			CV Joint		F			*	29	->ch.P-2732833	GS-3125	A:22/B:22/D:52/L:145,5	
			CV Joint		F			*	29	+ ABS	GS-3193	A:22/B:22/D:52/L:144,5	
			Drive Shaft	L	F		MT			29	->ch.P-2732833	AW-4216	A:22/B:22/D:52/L:585
			Drive Shaft	R	F					29		AW-4217	A:22/B:22/D:52/L:926
1.4 i 16V	66/90	01/96->01/98	CV Joint		F				*		GS-3122	A:22/B:22/D:35/L:130	
			CV Joint		F			*	29	+ ABS	GS-3193	A:22/B:22/D:52/L:144,5	
			Drive Shaft	R	F					29		AW-4217	A:22/B:22/D:52/L:926



KW/HP



Type

L/R

F/R

AT/MT














ABS



Technical Specification

	KW/HP		Type	L/R	F/R	AT/MT			ABS			Technical Specification
1.4 Si	60/82	03/92->01/98	CV Joint		F				*		GS-3122	A:22/B:22/D:35/L:130
			CV Joint		F			*	29	->ch.P-2732833	GS-3125	A:22/B:22/D:52/L:145,5
			CV Joint		F			*	29	+ABS	GS-3193	A:22/B:22/D:52/L:144,5
			Drive Shaft	L	F	MT		29	->ch.P-2732833		AW-4216	A:22/B:22/D:52/L:585
			Drive Shaft	R	F			29			AW-4217	A:22/B:22/D:52/L:926
1.6	55/75	09/95->01/98	CV Joint		F				*		GS-3122	A:22/B:22/D:35/L:130
			CV Joint		F			*	29	->ch.P-2732833	GS-3125	A:22/B:22/D:52/L:145,5
			CV Joint		F			*	29	+ABS	GS-3193	A:22/B:22/D:52/L:144,5
			Drive Shaft	L	F	MT		29	->ch.P-2732833		AW-4216	A:22/B:22/D:52/L:585
			Drive Shaft	R	F			29			AW-4217	A:22/B:22/D:52/L:926
1.6 i	52/71	05/93->07/96	CV Joint		F				*		GS-3122	A:22/B:22/D:35/L:130
			CV Joint		F			*	29	+ABS	GS-3193	A:22/B:22/D:52/L:144,5
			Drive Shaft	R	F			29			AW-4217	A:22/B:22/D:52/L:926
1.6 i	55/75	09/91->01/98	CV Joint		F				*		GS-3122	A:22/B:22/D:35/L:130
			CV Joint		F			*	29	->ch.P-2732833	GS-3125	A:22/B:22/D:52/L:145,5
			CV Joint		F			*	29	+ABS	GS-3193	A:22/B:22/D:52/L:144,5
			Drive Shaft	L	F	MT		29	->ch.P-2732833		AW-4216	A:22/B:22/D:52/L:585
			Drive Shaft	R	F			29			AW-4217	A:22/B:22/D:52/L:926
1.6 i 16V	74/100	08/94->01/98	CV Joint		F				*		GS-3122	A:22/B:22/D:35/L:130
			CV Joint		F			*	29	+ABS	GS-3193	A:22/B:22/D:52/L:144,5
			Drive Shaft	L	F	MT		29			AW-4216	A:22/B:22/D:52/L:585
			Drive Shaft	R	F			29			AW-4217	A:22/B:22/D:52/L:926
1.6 Si	74/100	03/92->12/94	CV Joint		F				*		GS-3122	A:22/B:22/D:35/L:130
			CV Joint		F			*	29	->ch.P-2732833	GS-3125	A:22/B:22/D:52/L:145,5
			CV Joint		F			*	29	+ABS	GS-3193	A:22/B:22/D:52/L:144,5
			Drive Shaft	L	F	MT		29	->ch.P-2732833		AW-4216	A:22/B:22/D:52/L:585
			Drive Shaft	R	F			29			AW-4217	A:22/B:22/D:52/L:926
1.7 D	44/60	07/92->01/98	CV Joint		F				*	ch.P2733478->; ch.P5273485->; ch.P8202126->	GS-3122	A:22/B:22/D:35/L:130
			CV Joint		F			*	29	->ch.P2733477; ->ch.P5273484; ->ch.P8202125	GS-3128	A:33/B:25/D:52/L:170
			CV Joint		F			*	29	ch.P2733478->; ch.P5273485->; ch.P8202126->	GS-3193	A:22/B:22/D:52/L:144,5
1.7 D	42/57	12/91->09/92	CV Joint		F				*	ch.P2733478->; ch.P5273485->; ch.P8202126->	GS-3122	A:22/B:22/D:35/L:130
			CV Joint		F			*	29	->ch.P2733477; ->ch.P5273484; ->ch.P8202125	GS-3128	A:33/B:25/D:52/L:170
			CV Joint		F			*	29	ch.P2733478->; ch.P5273485->; ch.P8202126->	GS-3193	A:22/B:22/D:52/L:144,5
1.7 TD	50/68	11/94->01/98	CV Joint		F				*		GS-3122	A:22/B:22/D:35/L:130
			CV Joint		F			*	29	ch.N500001->	GS-3128	A:33/B:25/D:52/L:170
			CV Joint		F			*	29		GS-3193	A:22/B:22/D:52/L:144,5
1.7 TDS	60/82	12/91->01/98	CV Joint		F				*		GS-3122	A:22/B:22/D:35/L:130
			CV Joint	L; R	F	MT		*			GS-3123	A:34/B:25/D:35/L:141,8
			CV Joint		F			*	29		GS-3128	A:33/B:25/D:52/L:170
			CV Joint		F			*	29		GS-3193	A:22/B:22/D:52/L:144,5
1.8 i	66/90	09/91->01/98	CV Joint	L; R	F	MT		*		->08/94	GS-3123	A:34/B:25/D:35/L:141,8
			CV Joint		F			*	29		GS-3128	A:33/B:25/D:52/L:170
1.8 i 16V	92/125	06/93->08/94	CV Joint	L; R	F	MT		*		09/93->	GS-3123	A:34/B:25/D:35/L:141,8
			CV Joint		F			*	29		GS-3128	A:33/B:25/D:52/L:170
1.8 i 16V	85/116	09/94->01/98	CV Joint	L; R	F	MT		*			GS-3123	A:34/B:25/D:35/L:141,8
			CV Joint		F			*	29		GS-3128	A:33/B:25/D:52/L:170

									Technical Specification			
2.0 GSI 16V	110/150	09/91->01/98	CV Joint	L; R	F	MT	*		GS-3123	A:34/B:25/D:35/L:141,8		
			CV Joint		F			*	29	GS-3128	A:33/B:25/D:52/L:170	
2.0 i	85/115	09/91->01/98	CV Joint	L; R	F	MT	*		GS-3123	A:34/B:25/D:35/L:141,8		
			CV Joint		F			*	29	GS-3128	A:33/B:25/D:52/L:170	
2.0 i 16V	100/136	02/95->01/98	CV Joint		F		*	29	GS-3128	A:33/B:25/D:52/L:170		
ASTRA F Van (55_) 												
1.4 i	44/60	10/91->01/99	CV Joint		F			*		GS-3122	A:22/B:22/D:35/L:130	
			CV Joint		F			*	29	->02/98; ->ch.P-2732833	GS-3125	A:22/B:22/D:52/L:145,5
			CV Joint		F			*	29	+ ABS	GS-3193	A:22/B:22/D:52/L:144,5
			Drive Shaft	L	F	MT			29	->02/98; ->ch.P-2732833	AW-4216	A:22/B:22/D:52/L:585
1.6 i	52/71	02/93->07/96	Drive Shaft	R	F				29	AW-4217	A:22/B:22/D:52/L:926	
			CV Joint		F			*		GS-3122	A:22/B:22/D:35/L:130	
			CV Joint		F			*	29	+ ABS	GS-3193	A:22/B:22/D:52/L:144,5
			CV Joint		F			*	29	+ ABS	GS-3600	A:33/B:25/D:52/L:164,5
1.6 i	55/75	10/91->04/93	Drive Shaft		F				29	AW-4217	A:22/B:22/D:52/L:926	
			CV Joint		F			*		GS-3122	A:22/B:22/D:35/L:130	
			CV Joint		F			*	29	+ ABS	GS-3193	A:22/B:22/D:52/L:144,5
			CV Joint		F			*	29	+ ABS	GS-3600	A:33/B:25/D:52/L:164,5
1.6 i 16V	74/100	08/94->03/98	Drive Shaft	R	F				29	AW-4217	A:22/B:22/D:52/L:926	
			CV Joint		F			*		ch.P2733478->; ch.P5273485->; ch.P8202126->	GS-3122	A:22/B:22/D:35/L:130
			CV Joint		F			*	29	->ch.P2733477; ->ch.P5273484; ->ch.P8202125	GS-3128	A:33/B:25/D:52/L:170
			CV Joint		F			*	29	ch.P2733478->; ch.P5273485->; ch.P8202126->	GS-3193	A:22/B:22/D:52/L:144,5
1.7 D	44/60	07/92->01/99	CV Joint		F			*		ch.P2733478->; ch.P5273485->; ch.P8202126->	GS-3122	A:22/B:22/D:35/L:130
			CV Joint		F			*	29	->ch.P2733477; ->ch.P5273484; ->ch.P8202125	GS-3128	A:33/B:25/D:52/L:170
			CV Joint		F			*	29	ch.P2733478->; ch.P5273485->; ch.P8202126->	GS-3193	A:22/B:22/D:52/L:144,5
			CV Joint		F			*	29	ch.P2733478->; ch.P5273485->; ch.P8202126->	GS-3122	A:22/B:22/D:35/L:130
1.7 D	42/57	12/91->09/92	CV Joint		F			*		ch.P2733478->; ch.P5273485->; ch.P8202126->	GS-3122	A:22/B:22/D:35/L:130
			CV Joint		F			*	29	->ch.P2733477; ->ch.P5273484; ->ch.P8202125	GS-3128	A:33/B:25/D:52/L:170
			CV Joint		F			*	29	ch.P2733478->; ch.P5273485->; ch.P8202126->	GS-3193	A:22/B:22/D:52/L:144,5
			CV Joint		F			*			GS-3122	A:22/B:22/D:35/L:130
1.7 TD	50/68	08/94->01/99	CV Joint		F			*	29	->02/98; ch.#N500001	GS-3128	A:33/B:25/D:52/L:170
			CV Joint		F			*	29		GS-3193	A:22/B:22/D:52/L:144,5
ASTRA G Box (F70) 												
1.6	55/75	01/99->09/00	CV Joint		F			*		GS-3701	A:33/B:22/D:52/L:153,5	
			Drive Shaft	R	F					AW-4645	A:33/B:22/D:52/L:950,5	
			Drive Shaft	L	F						AW-4646	A:33/B:22/D:52/L:595
1.6	62/84	09/00->04/05	CV Joint		F			*		GS-3701	A:33/B:22/D:52/L:153,5	
			Drive Shaft	R	F					AW-4645	A:33/B:22/D:52/L:950,5	
			Drive Shaft	L	F						AW-4646	A:33/B:22/D:52/L:595
1.7 DTI 16V	55/75	02/00->04/05	CV Joint		F		*	29	+ ABS	GS-3600	A:33/B:25/D:52/L:164,5	
1.7 TD	50/68	01/99->04/05	CV Joint		F			*		GS-3701	A:33/B:22/D:52/L:153,5	
			Drive Shaft	R	F					AW-4645	A:33/B:22/D:52/L:950,5	
			Drive Shaft	L	F						AW-4646	A:33/B:22/D:52/L:595
2.0 DI	60/82	01/99->04/05	CV Joint		F			*	29	+ ABS	GS-3600	A:33/B:25/D:52/L:164,5
			CV Joint		F			*		GS-3702	A:33/B:25/D:52/L:170	
			Drive Shaft	L	F						AW-4647	A:33/B:34/D:52/L:595



KW/HP



Type

L/R

F/R

AT/MT



ABS



Technical Specification

ASTRA G Convertible (F67)








Power (KW/HP)	Period	Type	L/R	F/R	AT/MT	Steering	ABS	GS-Code	Technical Specification
1.6	01/03->10/05	CV Joint		F		*		GS-3701	A:33/B:22/D:52/L:153,5
		Drive Shaft	R	F				AW-4645	A:33/B:22/D:52/L:950,5
		Drive Shaft	L	F				AW-4646	A:33/B:22/D:52/L:595
1.6 16V	03/01->10/05	CV Joint		F		*		GS-3701	A:33/B:22/D:52/L:153,5
		Drive Shaft	R	F				AW-4645	A:33/B:22/D:52/L:950,5
		Drive Shaft	L	F				AW-4646	A:33/B:22/D:52/L:595
1.8 16V	03/01->10/05	CV Joint		F		*		GS-3702	A:33/B:25/D:52/L:170
2.2 16V	03/01->10/05	CV Joint		F		*		GS-3702	A:33/B:25/D:52/L:170
		Drive Shaft	L	F				AW-4647	A:33/B:34/D:52/L:595
2.2 DTI	09/02->10/05	CV Joint		F		*		GS-3702	A:33/B:25/D:52/L:170









ASTRA G Coupe (F07_)








1.6 16V	03/00->05/05	CV Joint		F		*		GS-3701	A:33/B:22/D:52/L:153,5
		Drive Shaft	R	F				AW-4645	A:33/B:22/D:52/L:950,5
		Drive Shaft	L	F				AW-4646	A:33/B:22/D:52/L:595
1.8 16V	03/00->10/00	CV Joint		F		*	29	GS-3128	A:33/B:25/D:52/L:170
		CV Joint		F		*		GS-3702	A:33/B:25/D:52/L:170
1.8 16V	09/00->05/05	CV Joint		F		*		GS-3702	A:33/B:25/D:52/L:170
2.2 16V	09/00->05/05	CV Joint		F		*		GS-3702	A:33/B:25/D:52/L:170
		Drive Shaft	L	F				AW-4647	A:33/B:34/D:52/L:595
2.2 DTI	09/02->05/05	CV Joint		F		*		GS-3702	A:33/B:25/D:52/L:170










ASTRA G Estate (F35_)












1.4 16V	06/98->07/04	CV Joint		F		*		GS-3701	A:33/B:22/D:52/L:153,5
		Drive Shaft	R	F				AW-4645	A:33/B:22/D:52/L:950,5
		Drive Shaft	L	F				AW-4646	A:33/B:22/D:52/L:595
1.6	02/98->09/00	CV Joint		F		*		GS-3701	A:33/B:22/D:52/L:153,5
		Drive Shaft	R	F				AW-4645	A:33/B:22/D:52/L:950,5
		Drive Shaft	L	F				AW-4646	A:33/B:22/D:52/L:595
1.6	09/00->07/04	CV Joint		F		*		GS-3701	A:33/B:22/D:52/L:153,5
		Drive Shaft	R	F				AW-4645	A:33/B:22/D:52/L:950,5
		Drive Shaft	L	F				AW-4646	A:33/B:22/D:52/L:595
1.6	12/02->07/09	CV Joint		F		*		GS-3701	A:33/B:22/D:52/L:153,5
		Drive Shaft	R	F				AW-4645	A:33/B:22/D:52/L:950,5
		Drive Shaft	L	F				AW-4646	A:33/B:22/D:52/L:595
1.6 16V	02/98->07/04	CV Joint		F		*		GS-3701	A:33/B:22/D:52/L:153,5
		Drive Shaft	R	F				AW-4645	A:33/B:22/D:52/L:950,5
		Drive Shaft	L	F				AW-4646	A:33/B:22/D:52/L:595
1.6 CNG	03/03->07/04	CV Joint		F		*		GS-3701	A:33/B:22/D:52/L:153,5
		Drive Shaft	R	F				AW-4645	A:33/B:22/D:52/L:950,5
		Drive Shaft	L	F				AW-4646	A:33/B:22/D:52/L:595
1.7 CDTI	04/03->07/09	CV Joint		F		*		GS-3702	A:33/B:25/D:52/L:170
1.7 DTI 16V	02/00->07/04	CV Joint		F		*		GS-3702	A:33/B:25/D:52/L:170
1.7 TD	02/98->08/00	CV Joint		F		*		GS-3701	A:33/B:22/D:52/L:153,5
		Drive Shaft	R	F				AW-4645	A:33/B:22/D:52/L:950,5
		Drive Shaft	L	F				AW-4646	A:33/B:22/D:52/L:595









	KW/HP		Type	L/R	F/R	AT/MT			ABS			Technical Specification
1.8 16V	85/116	02/98->09/00	CV Joint		F		*		29		GS-3128	A:33/B:25/D:52/L:170
			CV Joint		F		*				GS-3702	A:33/B:25/D:52/L:170
1.8 16V	92/125	09/00->07/04	CV Joint		F		*				GS-3702	A:33/B:25/D:52/L:170
			CV Joint		F		*		29	->08/00	GS-3128	A:33/B:25/D:52/L:170
2.0 16V	100/136	02/98->07/04	CV Joint		F		*				GS-3702	A:33/B:25/D:52/L:170
			CV Joint		F		*				GS-3702	A:33/B:25/D:52/L:170
			Drive Shaft	L	F							AW-4647
2.0 DI	60/82	02/98->07/04	CV Joint		F		*		29	->09/02	GS-3128	A:33/B:25/D:52/L:170
			CV Joint		F		*				GS-3702	A:33/B:25/D:52/L:170
			Drive Shaft	L	F							AW-4647
2.0 DTI 16V	74/101	08/99->07/04	CV Joint		F	AT; MT	*		->ch.35104569; ->ch.38037605		GS-3702	A:33/B:25/D:52/L:170
			Drive Shaft	L	F	AT; MT				->ch.35104569; ->ch.38037605		AW-4647
2.2 16V	108/147	03/01->07/04	CV Joint		F		*				GS-3702	A:33/B:25/D:52/L:170
			Drive Shaft	L	F						AW-4647	A:33/B:34/D:52/L:595
2.2 DTI	92/125	09/02->07/04	CV Joint		F		*				GS-3702	A:33/B:25/D:52/L:170
ASTRA G Hatchback (F48_, F08_) 												
1.4	66/90	09/07->12/09	CV Joint		F		*				GS-3701	A:33/B:22/D:52/L:153,5
			Drive Shaft	R	F						AW-4645	A:33/B:22/D:52/L:950,5
			Drive Shaft	L	F							AW-4646
1.4 16V	66/90	02/98->01/05	CV Joint		F		*				GS-3701	A:33/B:22/D:52/L:153,5
			Drive Shaft	R	F						AW-4645	A:33/B:22/D:52/L:950,5
			Drive Shaft	L	F							AW-4646
1.6	55/75	02/98->09/00	CV Joint		F		*				GS-3701	A:33/B:22/D:52/L:153,5
			Drive Shaft	R	F						AW-4645	A:33/B:22/D:52/L:950,5
			Drive Shaft	L	F							AW-4646
1.6	62/84	09/00->01/05	CV Joint		F		*				GS-3701	A:33/B:22/D:52/L:153,5
			Drive Shaft	R	F						AW-4645	A:33/B:22/D:52/L:950,5
			Drive Shaft	L	F							AW-4646
1.6	76/103	12/02->12/09	CV Joint		F		*				GS-3701	A:33/B:22/D:52/L:153,5
			Drive Shaft	R	F						AW-4645	A:33/B:22/D:52/L:950,5
			Drive Shaft	L	F							AW-4646
1.6 16V	74/101	02/98->01/05	CV Joint		F		*				GS-3701	A:33/B:22/D:52/L:153,5
			Drive Shaft	R	F						AW-4645	A:33/B:22/D:52/L:950,5
			Drive Shaft	L	F							AW-4646
1.7 CDTI	59/80	04/03->12/09	CV Joint		F		*			GS-3702	A:33/B:25/D:52/L:170	
1.7 DTI 16V	55/75	02/00->01/05	CV Joint		F		*				GS-3702	A:33/B:25/D:52/L:170
			CV Joint		F		*				GS-3701	A:33/B:22/D:52/L:153,5
1.7 TD	50/68	02/98->08/00	Drive Shaft	R	F						AW-4645	A:33/B:22/D:52/L:950,5
			Drive Shaft	L	F							AW-4646
1.8 16V	85/116	02/98->09/00	CV Joint		F		*		29		GS-3128	A:33/B:25/D:52/L:170
			CV Joint		F		*				GS-3702	A:33/B:25/D:52/L:170
1.8 16V	92/125	09/00->01/05	CV Joint		F		*				GS-3702	A:33/B:25/D:52/L:170
			CV Joint		F		*		29	->08/00	GS-3128	A:33/B:25/D:52/L:170
2.0 16V	100/136	02/98->01/05	CV Joint		F		*				GS-3702	A:33/B:25/D:52/L:170
			CV Joint		F		*				GS-3702	A:33/B:25/D:52/L:170
			Drive Shaft	L	F							AW-4647
2.0 16V OPC	118/160	11/99->09/02	CV Joint		F		*		29	->08/00	GS-3128	A:33/B:25/D:52/L:170
			CV Joint		F		*				GS-3702	A:33/B:25/D:52/L:170
			Drive Shaft	L	F						AW-4647	A:33/B:34/D:52/L:595












	KW/HP		Type	L/R	F/R	AT/MT			ABS			Technical Specification	
2.0 DI	60/82	02/98->01/05	CV Joint		F		*		29	->09/02	GS-3128	A:33/B:25/D:52/L:170	
			CV Joint		F		*				GS-3702	A:33/B:25/D:52/L:170	
			Drive Shaft	L	F							AW-4647	A:33/B:34/D:52/L:595
2.0 DTI 16V	74/101	08/99->01/05	CV Joint		F	AT; MT	*			->ch.35104569; ->ch.38037605	GS-3702	A:33/B:25/D:52/L:170	
			Drive Shaft	L	F	AT; MT					->ch.35104569; ->ch.38037605	AW-4647	A:33/B:34/D:52/L:595
2.2 16V	108/147	06/00->01/05	CV Joint		F		*				GS-3702	A:33/B:25/D:52/L:170	
			Drive Shaft	L	F							AW-4647	A:33/B:34/D:52/L:595
2.2 DTI	92/125	09/02->01/05	CV Joint		F		*				GS-3702	A:33/B:25/D:52/L:170	
ASTRA G Saloon (F69_) 													
1.4 16V	66/90	09/98->01/05	CV Joint		F		*				GS-3701	A:33/B:22/D:52/L:153,5	
			Drive Shaft	R	F							AW-4645	A:33/B:22/D:52/L:950,5
			Drive Shaft	L	F								AW-4646
1.6	62/84	09/00->01/05	CV Joint		F		*				GS-3701	A:33/B:22/D:52/L:153,5	
			Drive Shaft	R	F							AW-4645	A:33/B:22/D:52/L:950,5
			Drive Shaft	L	F								AW-4646
1.6	55/75	09/98->09/00	CV Joint		F		*				GS-3701	A:33/B:22/D:52/L:153,5	
			Drive Shaft	R	F							AW-4645	A:33/B:22/D:52/L:950,5
			Drive Shaft	L	F								AW-4646
1.6	76/103	12/02->12/09	CV Joint		F		*				GS-3701	A:33/B:22/D:52/L:153,5	
			Drive Shaft	R	F							AW-4645	A:33/B:22/D:52/L:950,5
			Drive Shaft	L	F								AW-4646
1.6 16V	74/101	09/98->01/05	CV Joint		F		*				GS-3701	A:33/B:22/D:52/L:153,5	
			Drive Shaft	R	F							AW-4645	A:33/B:22/D:52/L:950,5
			Drive Shaft	L	F								AW-4646
1.7 CDTI	59/80	04/03->12/09	CV Joint		F		*				GS-3702	A:33/B:25/D:52/L:170	
1.7 DTI 16V	55/75	02/00->01/05	CV Joint		F		*				GS-3702	A:33/B:25/D:52/L:170	
			CV Joint		F		*					GS-3701	A:33/B:22/D:52/L:153,5
			Drive Shaft	R	F								AW-4645
1.7 TD	50/68	09/98->08/00	Drive Shaft	L	F							AW-4646	A:33/B:22/D:52/L:595
			CV Joint		F		*					GS-3702	A:33/B:25/D:52/L:170
			CV Joint		F		*			29			GS-3128
1.8 16V	85/116	09/98->09/00	CV Joint		F		*				GS-3702	A:33/B:25/D:52/L:170	
			CV Joint		F		*		29	->08/00		GS-3128	A:33/B:25/D:52/L:170
2.0 16V	100/136	09/98->01/05	CV Joint		F		*				GS-3702	A:33/B:25/D:52/L:170	
			Drive Shaft	L	F							AW-4647	A:33/B:34/D:52/L:595
			CV Joint		F		*			29	->09/02; 09/99->		GS-3128
2.0 DI	60/82	09/98->01/05	CV Joint		F		*				GS-3702	A:33/B:25/D:52/L:170	
			CV Joint		F		*					GS-3702	A:33/B:25/D:52/L:170
			Drive Shaft	L	F								AW-4647
2.0 DTI 16V	74/101	08/99->01/05	CV Joint		F	AT; MT	*			->ch.35104569; ->ch.38037605; ch.35104570->; ch.38037606->	GS-3702	A:33/B:25/D:52/L:170	
			Drive Shaft	L	F	AT; MT					->ch.35104569; ->ch.38037605	AW-4647	A:33/B:34/D:52/L:595
2.2 16V	108/147	03/01->01/05	CV Joint		F		*				GS-3702	A:33/B:25/D:52/L:170	
			Drive Shaft	L	F							AW-4647	A:33/B:34/D:52/L:595
2.2 DTI	92/125	09/02->01/05	CV Joint		F		*				GS-3702	A:33/B:25/D:52/L:170	
ASTRA H (L48) 													
1.3 CDTI	66/90	08/05->	CV Joint		F		*				GS-3984	A:33/B:24/D:53/L:157	










	kw/HP		Type	L/R	F/R	AT/MT			ABS			Technical Specification
1.4	66/90	03/04->	CV Joint		F				*		GS-3983	A:33/B:22/D:53/L:149,5
			Drive Shaft	L	F						AW-5040	A:33/B:22/D:53/L:590
			Drive Shaft	R	F	MT				--ch.45999999	AW-5041	A:33/B:22/D:53/L:952
1.6	77/105	03/04->	CV Joint		F				*		GS-3983	A:33/B:22/D:53/L:149,5
			Drive Shaft	L	F						AW-5040	A:33/B:22/D:53/L:590
			Drive Shaft	R	F	MT					AW-5041	A:33/B:22/D:53/L:952
1.6	85/116	12/06->	CV Joint		F				*		GS-3983	A:33/B:22/D:53/L:149,5
			Drive Shaft	L	F						AW-5040	A:33/B:22/D:53/L:590
			Drive Shaft	R	F	MT					AW-5041	A:33/B:22/D:53/L:952
1.6 Turbo	132/180	02/07->	CV Joint		F			*		GS-3984	A:33/B:24/D:53/L:157	
1.7 CDTI	81/110	02/07->	CV Joint		F			*	engine A17DTJ; engine Z17DTJ	GS-3987	A:33/B:26/D:52,5/L:159,5	
1.7 CDTI	92/125	02/07->	CV Joint		F			*	engine A17DTR; engine Z17DTR	GS-3987	A:33/B:26/D:52,5/L:159,5	
1.7 CDTI	59/80	03/04->	CV Joint		F			*		GS-3984	A:33/B:24/D:53/L:157	
1.7 CDTI	74/100	03/04->	CV Joint		F			*		GS-3984	A:33/B:24/D:53/L:157	
1.8	103/140	01/06->	CV Joint		F			*		GS-3984	A:33/B:24/D:53/L:157	
1.8	92/125	03/04->	CV Joint		F			*		GS-3984	A:33/B:24/D:53/L:157	
1.9 CDTI	88/120	06/04->	CV Joint		F			*		GS-3987	A:33/B:26/D:52,5/L:159,5	
1.9 CDTI	110/150	09/04->	CV Joint		F			*		GS-3901	A:30/B:26/D:53,8/L:160	
1.9 CDTI 16V	88/120	04/04->	CV Joint		F			*	engine DTH	GS-3901	A:30/B:26/D:53,8/L:160	
			CV Joint		F			*	engine DTJ	GS-3987	A:33/B:26/D:52,5/L:159,5	
2.0 Turbo	125/170	03/04->	CV Joint		F			*		GS-3987	A:33/B:26/D:52,5/L:159,5	
2.0 Turbo	177/240	03/05->	CV Joint		F			*		GS-3987	A:33/B:26/D:52,5/L:159,5	
2.0 Turbo	147/200	09/04->	CV Joint		F			*		GS-3987	A:33/B:26/D:52,5/L:159,5	
ASTRA H Estate [L35] 												
1.3 CDTI	66/90	08/05->	CV Joint		F			*			GS-3984	A:33/B:24/D:53/L:157
			CV Joint		F			*			GS-3983	A:33/B:22/D:53/L:149,5
1.4	66/90	08/04->	Drive Shaft	L	F						AW-5040	A:33/B:22/D:53/L:590
			Drive Shaft	R	F	MT			--ch.45999999	AW-5041	A:33/B:22/D:53/L:952	
1.4 LPG	66/90	08/09->	Drive Shaft	R	F	MT			--ch.45999999	AW-5041	A:33/B:22/D:53/L:952	
			CV Joint		F			*			GS-3983	A:33/B:22/D:53/L:149,5
1.6	77/105	08/04->	Drive Shaft	L	F						AW-5040	A:33/B:22/D:53/L:590
			Drive Shaft	R	F	MT					AW-5041	A:33/B:22/D:53/L:952
			CV Joint		F			*			GS-3983	A:33/B:22/D:53/L:149,5
1.6	85/116	12/06->	Drive Shaft	L	F						AW-5040	A:33/B:22/D:53/L:590
			Drive Shaft	R	F	MT					AW-5041	A:33/B:22/D:53/L:952
1.6 LPG	85/116	08/09->	Drive Shaft	R	F	MT				AW-5041	A:33/B:22/D:53/L:952	
1.6 Turbo	132/180	02/07->	CV Joint		F			*		GS-3984	A:33/B:24/D:53/L:157	
1.7 CDTI	81/110	02/07->	CV Joint		F			*	engine A17DTJ; engine Z17DTJ	GS-3987	A:33/B:26/D:52,5/L:159,5	
1.7 CDTI	92/125	02/07->	CV Joint		F			*	engine A17DTR; engine Z17DTR	GS-3987	A:33/B:26/D:52,5/L:159,5	
1.7 CDTI	59/80	08/04->	CV Joint		F			*		GS-3984	A:33/B:24/D:53/L:157	
1.7 CDTI	74/101	08/04->	CV Joint		F			*		GS-3984	A:33/B:24/D:53/L:157	
1.8	92/125	08/04->	CV Joint		F			*		GS-3984	A:33/B:24/D:53/L:157	
1.8	103/140	08/05->	CV Joint		F			*		GS-3984	A:33/B:24/D:53/L:157	
1.9 CDTI	110/150	09/04->	CV Joint		F			*		GS-3901	A:30/B:26/D:53,8/L:160	











	KW/HP		Type	L/R	F/R	AT/MT			ABS			Technical Specification
1.9 CDTi	88/120	09/05->	CV Joint		F				*		GS-3987	A:33/B:26/D:52,5/L:159,5
1.9 CDTi	74/100	09/05->	CV Joint		F				*		GS-3987	A:33/B:26/D:52,5/L:159,5
1.9 CDTi 16V	88/120	08/04->	CV Joint		F				*		GS-3987	A:33/B:26/D:52,5/L:159,5
2.0 Turbo	125/170	08/04->	CV Joint		F				*		GS-3987	A:33/B:26/D:52,5/L:159,5
2.0 Turbo	147/200	09/04->	CV Joint		F				*		GS-3987	A:33/B:26/D:52,5/L:159,5
ASTRA H GTC (L08) 												
1.3 CDTi	66/90	04/05->	CV Joint		F				*		GS-3984	A:33/B:24/D:53/L:157
			CV Joint		F				*		GS-3983	A:33/B:22/D:53/L:149,5
1.4	66/90	03/05->	Drive Shaft	L	F						AW-5040	A:33/B:22/D:53/L:590
			Drive Shaft	R	F	MT				--ch.45999999	AW-5041	A:33/B:22/D:53/L:952
			CV Joint		F				*		GS-3983	A:33/B:22/D:53/L:149,5
1.6	77/105	03/05->	Drive Shaft	L	F						AW-5040	A:33/B:22/D:53/L:590
			Drive Shaft	R	F	MT					AW-5041	A:33/B:22/D:53/L:952
			CV Joint		F				*		GS-3983	A:33/B:22/D:53/L:149,5
1.6	85/116	12/06->	Drive Shaft	L	F						AW-5040	A:33/B:22/D:53/L:590
			Drive Shaft	R	F	MT					AW-5041	A:33/B:22/D:53/L:952
1.6 Turbo	132/180	02/07->	CV Joint		F				*		GS-3984	A:33/B:24/D:53/L:157
1.7 CDTi	74/101	03/05->	CV Joint		F				*		GS-3984	A:33/B:24/D:53/L:157
1.7 CDTi	81/110	02/07->	CV Joint		F				*	engine A17DTJ; engine Z17DTJ	GS-3987	A:33/B:26/D:52,5/L:159,5
1.7 CDTi	92/125	02/07->	CV Joint		F				*	engine A17DTR; engine Z17DTR	GS-3987	A:33/B:26/D:52,5/L:159,5
1.8	103/140	01/06->	CV Joint		F				*		GS-3984	A:33/B:24/D:53/L:157
1.8	92/125	03/05->	CV Joint		F				*		GS-3984	A:33/B:24/D:53/L:157
1.9 CDTi	110/150	03/05->	CV Joint		F				*		GS-3901	A:30/B:26/D:53,8/L:160
1.9 CDTi	74/101	01/06->	CV Joint		F				*		GS-3987	A:33/B:26/D:52,5/L:159,5
1.9 CDTi	88/120	09/05->	CV Joint		F				*		GS-3987	A:33/B:26/D:52,5/L:159,5
1.9 CDTi 16V	88/120	03/05->	CV Joint		F				*		GS-3987	A:33/B:26/D:52,5/L:159,5
2.0 Turbo	147/200	03/05->	CV Joint		F				*		GS-3987	A:33/B:26/D:52,5/L:159,5
2.0 Turbo	125/170	03/05->	CV Joint		F				*		GS-3987	A:33/B:26/D:52,5/L:159,5
2.0 Turbo	177/240	08/05->	CV Joint		F				*		GS-3987	A:33/B:26/D:52,5/L:159,5
ASTRA H Saloon (L69) 												
			CV Joint		F				*		GS-3983	A:33/B:22/D:53/L:149,5
1.6	85/116	02/07->	Drive Shaft	L	F						AW-5040	A:33/B:22/D:53/L:590
			Drive Shaft	R	F	MT					AW-5041	A:33/B:22/D:53/L:952
ASTRA H TwinTop (L67) 												
			CV Joint		F				*		GS-3983	A:33/B:22/D:53/L:149,5
1.6	77/105	09/05->	Drive Shaft	L	F						AW-5040	A:33/B:22/D:53/L:590
			Drive Shaft	R	F	MT					AW-5041	A:33/B:22/D:53/L:952
			CV Joint		F				*		GS-3983	A:33/B:22/D:53/L:149,5
1.6	85/116	12/06->	Drive Shaft	L	F						AW-5040	A:33/B:22/D:53/L:590
			Drive Shaft	R	F	MT					AW-5041	A:33/B:22/D:53/L:952
1.6 Turbo	132/180	02/07->	CV Joint		F				*		GS-3984	A:33/B:24/D:53/L:157
1.8	92/125	09/05->	CV Joint		F				*		GS-3984	A:33/B:24/D:53/L:157
1.8	103/140	09/05->	CV Joint		F				*		GS-3984	A:33/B:24/D:53/L:157
1.9 CDTi	110/150	09/05->	CV Joint		F				*		GS-3901	A:30/B:26/D:53,8/L:160









									
	kw/HP		Type	L/R	F/R	AT/MT			Technical Specification
2.0 Turbo	125/170	09/05->	CV Joint		F		*		GS-3987 A:33/B:26/D:52,5/L:159,5
2.0 Turbo	147/200	09/05->	CV Joint		F		*		GS-3987 A:33/B:26/D:52,5/L:159,5
CALIBRA A (85_) 									
			CV Joint	L; R	F	MT	*	->12/96	GS-3123 A:34/B:25/D:35/L:141,8
2.0 i	85/115	06/90->07/97	CV Joint		F		*	29 +ABS	GS-3128 A:33/B:25/D:52/L:170
			Drive Shaft	L	F	MT		43 ->12/96	AW-4218 A:33/B:34/D:52/L:587
2.0 i 16V	100/136	02/94->07/97	CV Joint		F		*	29 +ABS	GS-3128 A:33/B:25/D:52/L:170
			CV Joint	L	F	MT	*		GS-3123 A:34/B:25/D:35/L:141,8
2.0 i 16V	110/150	06/90->02/94	CV Joint		F		*	29 +ABS	GS-3128 A:33/B:25/D:52/L:170
			CV Joint	R	F	MT	*		GS-3136 A:34/B:25/D:35/L:101
			Drive Shaft	L	F	MT		43	AW-4218 A:33/B:34/D:52/L:587
2.0 i 16V 4x4	100/136	02/94->07/97	CV Joint		F		*	29 +ABS	GS-3128 A:33/B:25/D:52/L:170
			CV Joint	L	F	MT	*	->07/93	GS-3123 A:34/B:25/D:35/L:141,8
			CV Joint		F		*	29 +ABS	GS-3128 A:33/B:25/D:52/L:170
			CV Joint	R	F	MT	*		GS-3136 A:34/B:25/D:35/L:101
			Drive Shaft	L	F	MT		43 ->07/93	AW-4218 A:33/B:34/D:52/L:587
			CV Joint	L	F	MT	*		GS-3123 A:34/B:25/D:35/L:141,8
2.0 i 4x4	85/115	06/90->07/97	CV Joint		F		*	29 +ABS	GS-3128 A:33/B:25/D:52/L:170
			CV Joint	R	F	MT	*		GS-3136 A:34/B:25/D:35/L:101
			Drive Shaft	L	F	MT		43	AW-4218 A:33/B:34/D:52/L:587
			CV Joint	L	F	MT	*	->08/96	GS-3123 A:34/B:25/D:35/L:141,8
2.0 i Turbo 4x4	150/204	03/92->07/97	CV Joint		F		*	29 +ABS	GS-3128 A:33/B:25/D:52/L:170
			CV Joint	R	F	MT	*		GS-3136 A:34/B:25/D:35/L:101
			CV Joint	L	F	MT	*	09/93->	GS-3123 A:34/B:25/D:35/L:141,8
2.5 i V6	125/170	04/93->07/97	CV Joint	R	F	MT	*		GS-3136 A:34/B:25/D:35/L:101
CAMPO (TF_) 									
3.1 TD 4x4 (TFS69)	80/109	12/92->	CV Joint		F		*		GS-3543 A:17/B:26/D:53/L:214,5
COMBO (71_) 									
1.2	33/45	07/94->10/01	CV Joint			MT	*	29 +ABS	GS-3195 A:22/B:28/D:52/L:155
			Drive Shaft	L	F			29 +ABS	AW-4255 A:22/B:22/D:52/L:573
1.4	44/60	07/94->10/01	CV Joint			MT	*	29 +ABS	GS-3195 A:22/B:28/D:52/L:155
			Drive Shaft	L	F			29 +ABS	AW-4255 A:22/B:22/D:52/L:573
1.4	60/82	07/94->10/01	CV Joint			MT	*	29 +ABS	GS-3195 A:22/B:28/D:52/L:155
			Drive Shaft	L	F			29 +ABS	AW-4255 A:22/B:22/D:52/L:573
1.7 D	44/60	07/94->10/01	CV Joint			MT	*	29 +ABS	GS-3195 A:22/B:28/D:52/L:155
			Drive Shaft	L	F			29 +ABS	AW-4255 A:22/B:22/D:52/L:573
COMBO Box Body / Estate 									
1.3 CDTI 16V	51/69	08/05->	CV Joint		F		*	29	GS-3830 A:22/B:23/D:52/L:158,5
			Drive Shaft	L	F			29	AW-4731 A:22/B:22/D:52/L:580
1.3 CDTI 16V	55/75	10/05->	CV Joint		F		*	29	GS-3830 A:22/B:23/D:52/L:158,5
			Drive Shaft	L	F			29	AW-4731 A:22/B:22/D:52/L:580
1.4 16V	66/90	08/05->	Drive Shaft	R	F			29 +ABS	AW-4730 A:22/B:22/D:52/L:930
			Drive Shaft	L	F			29 +ABS	AW-4731 A:22/B:22/D:52/L:580
1.6	64/87	10/01->	Drive Shaft	R	F			29 +ABS	AW-4730 A:22/B:22/D:52/L:930
			Drive Shaft	L	F			29 +ABS	AW-4731 A:22/B:22/D:52/L:580

	KW/HP		Type	L/R	F/R	AT/MT			ABS			Technical Specification
1.6 CNG 16V	69/94	06/06->	Drive Shaft	R	F				29 +ABS		AW-4730	A:22/B:22/D:52/L:930
			Drive Shaft	L	F				29 +ABS		AW-4731	A:22/B:22/D:52/L:580
1.7 DI 16V	48/65	10/01->	Drive Shaft	R	F				29 +ABS		AW-4730	A:22/B:22/D:52/L:930
			Drive Shaft	L	F				29 +ABS		AW-4731	A:22/B:22/D:52/L:580
1.7 DTI 16V	55/75	10/01->	CV Joint		F			*	29		GS-3830	A:22/B:23/D:52/L:158,5
			Drive Shaft	L	F				29		AW-4731	A:22/B:22/D:52/L:580
COMBO Tour 												
1.3 CDTI 16V	51/69	10/04->	CV Joint		F			*	29		GS-3830	A:22/B:23/D:52/L:158,5
			Drive Shaft	L	F				29		AW-4731	A:22/B:22/D:52/L:580
1.3 CDTI 16V	55/75	10/05->	CV Joint		F			*	29		GS-3830	A:22/B:23/D:52/L:158,5
			Drive Shaft	L	F				29		AW-4731	A:22/B:22/D:52/L:580
1.4	66/90	10/04->	Drive Shaft	R	F				29 +ABS		AW-4730	A:22/B:22/D:52/L:930
			Drive Shaft	L	F				29 +ABS		AW-4731	A:22/B:22/D:52/L:580
1.6	64/87	10/01->	Drive Shaft	R	F				29 +ABS		AW-4730	A:22/B:22/D:52/L:930
			Drive Shaft	L	F				29 +ABS		AW-4731	A:22/B:22/D:52/L:580
1.6 CNG	69/94	06/06->	Drive Shaft	R	F				29 +ABS		AW-4730	A:22/B:22/D:52/L:930
			Drive Shaft	L	F				29 +ABS		AW-4731	A:22/B:22/D:52/L:580
1.7 DI 16V	48/65	10/01->	Drive Shaft	R	F				29 +ABS		AW-4730	A:22/B:22/D:52/L:930
			Drive Shaft	L	F				29 +ABS		AW-4731	A:22/B:22/D:52/L:580
1.7 DTI 16V	55/75	10/01->	CV Joint		F			*	29		GS-3830	A:22/B:23/D:52/L:158,5
			Drive Shaft	L	F				29		AW-4731	A:22/B:22/D:52/L:580
CORSA B (73_ , 78_ , 79_) 												
1.0 i 12V	40/54	11/96->09/00	CV Joint					*	29 +ABS		GS-3195	A:22/B:28/D:52/L:155
			Drive Shaft	L	F				29 +ABS		AW-4599	A:22/B:22/D:52/L:565
1.2 i	33/45	03/93->09/00	CV Joint			MT		*	29		GS-3195	A:22/B:28/D:52/L:155
			Drive Shaft	L	F				29 +ABS		AW-4255	A:22/B:22/D:52/L:573
1.2 i	33/45	03/93->09/00	CV Joint			MT		*	29 +ABS		GS-3195	A:22/B:28/D:52/L:155
			Drive Shaft	L	F				29 +ABS		AW-4255	A:22/B:22/D:52/L:573
1.2 i 16V	48/65	03/98->09/00	CV Joint			MT		*	29 +ABS		GS-3195	A:22/B:28/D:52/L:155
			Drive Shaft	L	F				29 +ABS		AW-4255	A:22/B:22/D:52/L:573
1.4 i	44/60	03/93->09/00	CV Joint			MT		*	29		GS-3195	A:22/B:28/D:52/L:155
			Drive Shaft	L	F				29 +ABS		AW-4255	A:22/B:22/D:52/L:573
1.4 i 16V	63/86	08/97->09/00	Drive Shaft	L	F				29 +ABS		AW-4255	A:22/B:22/D:52/L:573
1.4 i 16V	66/90	09/94->09/00	Drive Shaft	L	F				29 +ABS		AW-4255	A:22/B:22/D:52/L:573
1.4 Si	60/82	03/93->09/00	CV Joint			MT		*	29		GS-3195	A:22/B:28/D:52/L:155
			Drive Shaft	L	F				29 +ABS		AW-4255	A:22/B:22/D:52/L:573
1.5 D	37/50	03/93->09/00	CV Joint			MT		*	29 ->12/95		GS-3195	A:22/B:28/D:52/L:155
			Drive Shaft	L	F				29 +ABS		AW-4255	A:22/B:22/D:52/L:573
1.5 TD	49/67	03/93->09/00	CV Joint			MT		*	29 +ABS		GS-3195	A:22/B:28/D:52/L:155
			Drive Shaft	L	F				29 +ABS		AW-4255	A:22/B:22/D:52/L:573
1.6 GSI 16V	80/109	03/93->09/00	CV Joint		F			*			GS-3122	A:22/B:22/D:35/L:130
			CV Joint		F			*	29		GS-3193	A:22/B:22/D:52/L:144,5
1.6 i 16V	74/100	08/97->09/00	CV Joint		F			*			GS-3122	A:22/B:22/D:35/L:130
			CV Joint		F			*	29		GS-3193	A:22/B:22/D:52/L:144,5
1.6 i 16V	78/106	09/94->09/00	CV Joint		F			*			GS-3122	A:22/B:22/D:35/L:130
			CV Joint		F			*	29		GS-3193	A:22/B:22/D:52/L:144,5

			Type	L/R	F/R	AT/MT			ABS			Technical Specification
1.7 D	44/60	02/96->09/00	CV Joint			MT	*		29		GS-3195	A:22/B:28/D:52/L:155
			Drive Shaft	L	F				29	+ABS	AW-4255	A:22/B:22/D:52/L:573
CORSA B Box [73_] 												
1.4 i	44/60	08/99->09/00	CV Joint			MT	*		29	+ABS	GS-3195	A:22/B:28/D:52/L:155
			Drive Shaft	L	F				29	+ABS	AW-4255	A:22/B:22/D:52/L:573
1.7 D	44/60	08/99->09/00	CV Joint			MT	*		29	+ABS	GS-3195	A:22/B:28/D:52/L:155
			Drive Shaft	L	F				29	+ABS	AW-4255	A:22/B:22/D:52/L:573
CORSA C [F08, F68] 												
1.0	44/60	06/03->12/09	CV Joint				*		29		GS-3828	A:22/B:28/D:52/L:150
1.0	43/58	09/00->06/03	CV Joint				*		29	+ABS	GS-3828	A:22/B:28/D:52/L:150
1.2	55/75	09/00->12/09	CV Joint				*		29	+ABS	GS-3828	A:22/B:28/D:52/L:150
1.2 Twinport	59/80	07/04->12/09	CV Joint				*				GS-3783	A:22/B:21/D:51/D2:78/L:133,5
			CV Joint				*		29		GS-3828	A:22/B:28/D:52/L:150
			CV Joint					*				GS-3829
1.3 CDTI	51/70	06/03->12/09	Drive Shaft	R	F				29	+ABS	AW-4730	A:22/B:22/D:52/L:930
			Drive Shaft	L	F				29	+ABS	AW-4731	A:22/B:22/D:52/L:580
1.4	66/90	09/00->12/09	CV Joint				*		29		GS-3828	A:22/B:28/D:52/L:150
			Drive Shaft	R	F				29	+ABS; ch.23000001->; ch.24000001->; ch.26000001->	AW-4730	A:22/B:22/D:52/L:930
			Drive Shaft	L	F				29	+ABS; ch.23000001->; ch.24000001->; ch.26000001->	AW-4731	A:22/B:22/D:52/L:580
1.4 Twinport	66/90	06/03->12/09	CV Joint				*		29		GS-3828	A:22/B:28/D:52/L:150
			Drive Shaft	R	F				29	+ABS	AW-4730	A:22/B:22/D:52/L:930
			Drive Shaft	L	F				29	+ABS	AW-4731	A:22/B:22/D:52/L:580
1.7 DI	48/65	09/00->12/09	Drive Shaft	R	F				29	+ABS; ch.24000001->; ch.26000001->	AW-4730	A:22/B:22/D:52/L:930
			Drive Shaft	L	F				29	+ABS; ch.24000001->; ch.26000001->	AW-4731	A:22/B:22/D:52/L:580
1.7 DTI	55/75	09/00->12/09	CV Joint				*				GS-3829	A:22/B:23/D:35/L:153,5
			Drive Shaft	R	F				29	+ABS; ch.24000001->; ch.26000001->	AW-4730	A:22/B:22/D:52/L:930
			Drive Shaft	L	F				29	+ABS; ch.24000001->; ch.26000001->	AW-4731	A:22/B:22/D:52/L:580
1.8	92/125	09/00->12/09	CV Joint				*				GS-3829	A:22/B:23/D:35/L:153,5
			CV Joint		F		*		29		GS-3830	A:22/B:23/D:52/L:158,5
			Drive Shaft	L	F				29	ch.23000001->; ch.24000001->; ch.26000001->	AW-4731	A:22/B:22/D:52/L:580
CORSA C Box [F08, W5L] 												
1.2 16V	55/75	09/00->	CV Joint				*		29	+ABS	GS-3828	A:22/B:28/D:52/L:150
			CV Joint				*					GS-3829
1.3 CDTI 16V	51/69	08/05->	Drive Shaft	R	F				29	+ABS	AW-4730	A:22/B:22/D:52/L:930
			Drive Shaft	L	F				29	+ABS	AW-4731	A:22/B:22/D:52/L:580
1.7 DI 16V	48/65	09/00->	Drive Shaft	R	F				29	+ABS; ch.24000001->; ch.26000001->	AW-4730	A:22/B:22/D:52/L:930
			Drive Shaft	L	F				29	+ABS; ch.24000001->; ch.26000001->	AW-4731	A:22/B:22/D:52/L:580
1.7 DTI 16V	55/75	09/00->	CV Joint				*				GS-3829	A:22/B:23/D:35/L:153,5
			Drive Shaft	R	F				29	+ABS; ch.24000001->; ch.26000001->	AW-4730	A:22/B:22/D:52/L:930
			Drive Shaft	L	F				29	+ABS; ch.24000001->; ch.26000001->	AW-4731	A:22/B:22/D:52/L:580
CORSA D 												
1.0	48/65	01/10->	CV Joint		F		*				GS-3708	A:22/B:21/D:51/D2:75/L:133,5
1.0	44/60	07/06->	CV Joint		F		*			GKN	GS-3708	A:22/B:21/D:51/D2:75/L:133,5
			CV Joint		F		*				->ch.84239420	GS-4015
1.2	63/86	06/10->	CV Joint		F		*				GS-3708	A:22/B:21/D:51/D2:75/L:133,5

		KW/HP		Type	L/R	F/R	AT/MT			ABS			Technical Specification
1.2		59/80	07/06->	CV Joint		F		*		GKN		GS-3708	A:22/B:21/D:51/D2:75/L:133,5
				CV Joint				*		--ch.84239420		GS-4015	A:22/B:21/D:51,2/L:133,5
				CV Joint		F		*		Delphi		GS-4016	A:22/B:27/D:51/L:133,5
1.3 CDTI		55/75	07/06->	CV Joint		F		*	engine A13DTJ; engine Z13DTJ		GS-4017	A:25/B:23/D:51/L:144,5	
1.3 CDTI		66/90	07/06->	CV Joint		F		*			GS-4017	A:25/B:23/D:51/L:144,5	
1.4		74/100	06/10->	CV Joint		F		*				GS-3708	A:22/B:21/D:51/D2:75/L:133,5
				CV Joint				*				GS-4015	A:22/B:21/D:51,2/L:133,5
1.4		66/90	07/06->	CV Joint		F		*		engine Z14XEP; hatchback		GS-3708	A:22/B:21/D:51/D2:75/L:133,5
				CV Joint				*				GS-4015	A:22/B:21/D:51,2/L:133,5
1.4		64/87	09/09->	CV Joint		F		*				GS-3708	A:22/B:21/D:51/D2:75/L:133,5
				CV Joint				*				GS-4015	A:22/B:21/D:51,2/L:133,5
1.4 LPG		66/90	07/06->	CV Joint		F		*				GS-3708	A:22/B:21/D:51/D2:75/L:133,5
				CV Joint				*				GS-4015	A:22/B:21/D:51,2/L:133,5
1.4 LPG		64/87	09/09->	CV Joint		F		*				GS-3708	A:22/B:21/D:51/D2:75/L:133,5
INSIGNIA 													
1.6 Turbo		132/180	07/08->	CV Joint		F	MT	*		trans.type M32		GS-3901	A:30/B:26/D:53,8/L:160
2.0 Biturbo CDTI 4x4		140/190	05/09->	CV Joint		F	AT	*		trans.type AF40-6		GS-3901	A:30/B:26/D:53,8/L:160
2.0 CDTI		81/110	07/08->	CV Joint		F	MT	*		trans.type M32		GS-3901	A:30/B:26/D:53,8/L:160
2.0 CDTI		96/131	07/08->	CV Joint		F	AT; MT	*		trans.type AF40-6; trans.type M32		GS-3901	A:30/B:26/D:53,8/L:160
2.0 CDTI		118/160	07/08->	CV Joint		F	AT; MT	*		trans.type AF40-6; trans.type F40		GS-3901	A:30/B:26/D:53,8/L:160
2.0 CDTI 4x4		118/160	06/10->	CV Joint		F	AT; MT	*		trans.type AF40-6; trans.type F40		GS-3901	A:30/B:26/D:53,8/L:160
2.0 Turbo		184/250	04/14->	CV Joint		F		*				GS-3901	A:30/B:26/D:53,8/L:160
2.0 Turbo		162/220	07/08->	CV Joint		F	AT; MT	*		trans.type AF40-6; trans.type F40		GS-3901	A:30/B:26/D:53,8/L:160
2.0 Turbo 4x4		162/220	07/08->	CV Joint		F	AT; MT	*		trans.type AF40-6; trans.type F40		GS-3901	A:30/B:26/D:53,8/L:160
INSIGNIA Estate 													
1.6 Turbo		132/180	01/09->	CV Joint		F	MT	*		trans.type M32		GS-3901	A:30/B:26/D:53,8/L:160
2.0 Biturbo CDTI 4x4		140/190	07/08->	CV Joint		F	AT	*		trans.type AF40-6		GS-3901	A:30/B:26/D:53,8/L:160
2.0 CDTI		81/110	07/08->	CV Joint		F	MT	*		trans.type M32		GS-3901	A:30/B:26/D:53,8/L:160
2.0 CDTI		96/131	07/08->	CV Joint		F	AT; MT	*		trans.type AF40-6; trans.type M32		GS-3901	A:30/B:26/D:53,8/L:160
2.0 CDTI		118/160	07/08->	CV Joint		F	AT; MT	*		trans.type AF40-6; trans.type F40		GS-3901	A:30/B:26/D:53,8/L:160
2.0 CDTI 4x4		118/160	06/10->	CV Joint		F	AT; MT	*		trans.type AF40-6; trans.type F40		GS-3901	A:30/B:26/D:53,8/L:160
2.0 Turbo		184/250	04/14->	CV Joint		F		*				GS-3901	A:30/B:26/D:53,8/L:160
2.0 Turbo		162/220	07/08->	CV Joint		F	AT; MT	*		trans.type AF40-6; trans.type F40		GS-3901	A:30/B:26/D:53,8/L:160
2.0 Turbo 4x4		162/220	07/08->	CV Joint		F	AT; MT	*		trans.type AF40-6; trans.type F40		GS-3901	A:30/B:26/D:53,8/L:160
INSIGNIA Saloon 													
1.6 Turbo		132/180	01/09->	CV Joint		F	MT	*		trans.type M32		GS-3901	A:30/B:26/D:53,8/L:160
2.0 Biturbo CDTI 4x4		140/190	07/08->	CV Joint		F	AT	*		trans.type AF40-6		GS-3901	A:30/B:26/D:53,8/L:160
2.0 CDTI		81/110	07/08->	CV Joint		F	MT	*		trans.type M32		GS-3901	A:30/B:26/D:53,8/L:160
2.0 CDTI		96/131	07/08->	CV Joint		F	AT; MT	*		trans.type AF40-6; trans.type M32		GS-3901	A:30/B:26/D:53,8/L:160
2.0 CDTI		118/160	07/08->	CV Joint		F	AT; MT	*		trans.type AF40-6; trans.type F40		GS-3901	A:30/B:26/D:53,8/L:160
2.0 CDTI 4x4		118/160	06/10->	CV Joint		F	AT; MT	*		trans.type AF40-6; trans.type F40		GS-3901	A:30/B:26/D:53,8/L:160
2.0 Turbo		184/250	04/14->	CV Joint		F		*				GS-3901	A:30/B:26/D:53,8/L:160
2.0 Turbo		162/220	07/08->	CV Joint		F	AT; MT	*		trans.type AF40-6; trans.type F40		GS-3901	A:30/B:26/D:53,8/L:160

	KW/HP		Type	L/R	F/R	AT/MT			ABS			Technical Specification	
2.0 Turbo 4x4	162/220	07/08->	CV Joint		F	AT; MT	*		trans.type AF40-6; trans.type F40		GS-3901	A:30/B:26/D:53,8/L:160	
KADETT D [31_, 34_, 41_, 44_] 													
1.6 D	40/54	03/82->08/84	CV Joint	L; R	F	MT	*				GS-3123	A:34/B:25/D:35/L:141,8	
			CV Joint				*		->ch.D-999999; ch.C-000001->		GS-3124	A:33/B:25/D:52/L:170	
1.6 S	66/90	09/81->08/84	CV Joint	L; R	F	MT	*				GS-3123	A:34/B:25/D:35/L:141,8	
			CV Joint				*		->ch.D-999999; ch.C-000001->		GS-3124	A:33/B:25/D:52/L:170	
1.8 GT/E	85/115	02/83->08/84	CV Joint	L; R	F	MT	*				GS-3123	A:34/B:25/D:35/L:141,8	
			CV Joint				*		->ch.D999999; ch.C000001->		GS-3124	A:33/B:25/D:52/L:170	
KADETT D [32_, 37_, 39_, 42] 													
1.6 D	40/54	03/82->08/84	CV Joint				*		->ch.D999999; ch.C000001->		GS-3124	A:33/B:25/D:52/L:170	
KADETT D Estate [35_, 36_, 45_, 46_] 													
1.6 D	40/54	03/82->08/84	CV Joint	L; R	F	MT	*				GS-3123	A:34/B:25/D:35/L:141,8	
			CV Joint				*		->ch.D999999; ch.C000001->		GS-3124	A:33/B:25/D:52/L:170	
1.6 S	66/90	09/81->08/84	CV Joint	L; R	F	MT	*				GS-3123	A:34/B:25/D:35/L:141,8	
			CV Joint				*		->ch.D999999; ch.C000001->		GS-3124	A:33/B:25/D:52/L:170	
KADETT E [39_, 49_] 													
1.2	40/55	09/84->07/86	CV Joint		F		*		- ABS		GS-3121	A:22/B:22/D:52/L:145	
			CV Joint		F	MT	*				GS-3122	A:22/B:22/D:35/L:130	
			CV Joint		F		*		29	08/85->		GS-3125	A:22/B:22/D:52/L:145,5
1.3 i CAT	44/60	09/85->08/91	CV Joint		F		*		- ABS		GS-3121	A:22/B:22/D:52/L:145	
			CV Joint		F	MT	*				GS-3122	A:22/B:22/D:35/L:130	
			CV Joint		F		*		29	+ ABS		GS-3125	A:22/B:22/D:52/L:145,5
1.3 N	44/60	09/84->08/89	CV Joint		F		*		- ABS		GS-3121	A:22/B:22/D:52/L:145	
			CV Joint		F	MT	*				GS-3122	A:22/B:22/D:35/L:130	
			CV Joint		F		*		29	+ ABS		GS-3125	A:22/B:22/D:52/L:145,5
1.3 S	55/75	09/84->08/87	CV Joint		F		*		- ABS		GS-3121	A:22/B:22/D:52/L:145	
			CV Joint		F	MT	*				GS-3122	A:22/B:22/D:35/L:130	
			CV Joint		F		*		29	+ ABS		GS-3125	A:22/B:22/D:52/L:145,5
1.4 i	44/60	01/90->08/91	CV Joint		F	MT	*				GS-3122	A:22/B:22/D:35/L:130	
			CV Joint		F		*		29	+ ABS		GS-3125	A:22/B:22/D:52/L:145,5
1.4 S	55/75	01/90->08/91	CV Joint		F	MT	*				GS-3122	A:22/B:22/D:35/L:130	
			CV Joint		F		*		29	+ ABS		GS-3125	A:22/B:22/D:52/L:145,5
1.5 TD	53/72	07/88->08/91	CV Joint		F	MT	*		29		GS-3128	A:33/B:25/D:52/L:170	
			CV Joint	R	F		*			trans.type F13		GS-3122	A:22/B:22/D:35/L:130
1.6 D	40/54	09/84->01/89	CV Joint				*		- ABS; ch.F-000001->		GS-3124	A:33/B:25/D:52/L:170	
			CV Joint				*			trans.type F16		GS-3127	A:34/B:22/D:35/L:132,2
			CV Joint	F			*		29	+ ABS		GS-3128	A:33/B:25/D:52/L:170
1.6 i	55/75	09/86->08/91	CV Joint		F		*		- ABS		GS-3121	A:22/B:22/D:52/L:145	
			CV Joint		F	MT	*				GS-3122	A:22/B:22/D:35/L:130	
			CV Joint		F		*		29	+ ABS		GS-3125	A:22/B:22/D:52/L:145,5
1.6 i CAT	55/75	09/86->08/91	CV Joint		F		*		- ABS		GS-3121	A:22/B:22/D:52/L:145	
			CV Joint		F	MT	*				GS-3122	A:22/B:22/D:35/L:130	
			CV Joint		F		*		29	+ ABS		GS-3125	A:22/B:22/D:52/L:145,5
1.6 S	66/90	09/84->08/86	CV Joint				*		ch.F-000001->		GS-3124	A:33/B:25/D:52/L:170	
			CV Joint				*					GS-3127	A:34/B:22/D:35/L:132,2

				Type	L/R	F/R	AT/MT			ABS			Technical Specification	
1.6 S	60/82	09/86->08/91	CV Joint		F			*		- ABS		GS-3121	A:22/B:22/D:52/L:145	
			CV Joint		F	MT		*				GS-3122	A:22/B:22/D:35/L:130	
			CV Joint		F			*		29	+ ABS		GS-3125	A:22/B:22/D:52/L:145,5
			CV Joint		F			*		43	trans.type F16		GS-3126	A:33/B:25/D:52/L:170
1.7 D	42/57	02/89->08/91	CV Joint		F			*		trans.type F13		GS-3122	A:22/B:22/D:35/L:130	
			CV Joint	L; R	F	MT		*		09/89->		GS-3123	A:34/B:25/D:35/L:141,8	
			CV Joint		F			*			- ABS		GS-3124	A:33/B:25/D:52/L:170
			CV Joint		F			*		29	+ ABS		GS-3128	A:33/B:25/D:52/L:170
1.8	84/114	09/87->08/90	CV Joint	L; R	F	MT		*				GS-3123	A:34/B:25/D:35/L:141,8	
			CV Joint		F			*			- ABS; ch.F-000001->		GS-3124	A:33/B:25/D:52/L:170
			CV Joint		F			*		29	+ ABS		GS-3128	A:33/B:25/D:52/L:170
			CV Joint	L; R	F	MT		*					GS-3123	A:34/B:25/D:35/L:141,8
1.8 i	85/115	09/84->08/86	CV Joint		F			*		- ABS; ch.F-000001->		GS-3124	A:33/B:25/D:52/L:170	
			CV Joint		F			*		29	+ ABS		GS-3128	A:33/B:25/D:52/L:170
1.8 i	66/90	09/90->08/91	CV Joint	L; R	F	MT		*				GS-3123	A:34/B:25/D:35/L:141,8	
			CV Joint		F			*		29			GS-3128	A:33/B:25/D:52/L:170
1.8 i	74/100	10/85->08/86	CV Joint	L; R	F	MT		*				GS-3123	A:34/B:25/D:35/L:141,8	
			CV Joint		F			*		29			GS-3128	A:33/B:25/D:52/L:170
1.8 S	62/84	09/87->08/91	CV Joint	L; R	F	MT		*				GS-3123	A:34/B:25/D:35/L:141,8	
			CV Joint		F			*		29			GS-3128	A:33/B:25/D:52/L:170
2.0 i	85/115	03/87->08/91	CV Joint	L; R	F	MT		*		09/87->		GS-3123	A:34/B:25/D:35/L:141,8	
			CV Joint		F			*			+ ABS; ch.F-000001->		GS-3124	A:33/B:25/D:52/L:170
			CV Joint		F			*		29	+ ABS		GS-3128	A:33/B:25/D:52/L:170
2.0 i CAT	85/115	03/87->08/91	CV Joint	L; R	F	MT		*		09/87->		GS-3123	A:34/B:25/D:35/L:141,8	
			CV Joint		F			*			ch.F000001->		GS-3124	A:33/B:25/D:52/L:170
			CV Joint		F			*		29		GS-3128	A:33/B:25/D:52/L:170	
KADETT E Box (37_, 47_) 														
1.2	40/55	09/84->07/86	CV Joint		F	MT		*		- ABS; ->ch.J2865387; ->ch.J5341503; ->ch.JE256518		GS-3121	A:22/B:22/D:52/L:145	
			CV Joint		F			*			->ch.J2865387; ->ch.J5341503; ->ch.JE256518		GS-3122	A:22/B:22/D:35/L:130
			CV Joint		F			*		29			GS-3125	A:22/B:22/D:52/L:145,5
1.3 N	44/60	09/84->07/89	CV Joint		F			*		- ABS		GS-3121	A:22/B:22/D:52/L:145	
			CV Joint		F	MT		*				GS-3122	A:22/B:22/D:35/L:130	
1.4 i	44/60	01/90->08/91	CV Joint		F			*				GS-3125	A:22/B:22/D:52/L:145,5	
			CV Joint		F	MT		*		29	+ ABS		GS-3125	A:22/B:22/D:35/L:130
1.6 D	40/54	08/84->08/88	CV Joint		F			*		trans.type F13		GS-3122	A:22/B:22/D:35/L:130	
			CV Joint		F			*		29			GS-3128	A:33/B:25/D:52/L:170
1.6 i	55/75	08/89->09/93	CV Joint		F			*		- ABS		GS-3121	A:22/B:22/D:52/L:145	
			CV Joint		F	MT		*				GS-3122	A:22/B:22/D:35/L:130	
			CV Joint		F			*		29	+ ABS		GS-3125	A:22/B:22/D:52/L:145,5
1.7 D	42/57	08/88->09/92	CV Joint		F			*		trans.type F13		GS-3122	A:22/B:22/D:35/L:130	
			CV Joint	L; R	F	MT		*				GS-3123	A:34/B:25/D:35/L:141,8	
1.8 i	66/90	08/84->09/92	CV Joint		F			*				GS-3128	A:33/B:25/D:52/L:170	
			CV Joint	L; R	F	MT		*				GS-3123	A:34/B:25/D:35/L:141,8	
			CV Joint		F			*		29		GS-3128	A:33/B:25/D:52/L:170	



KW/HP



Type

L/R F/R

AT/MT



ABS



Technical Specification

KADETT E Combo [38_ 48_]

1.3 N	44/60	01/86->12/89	CV Joint	F	AT	*			GS-3121	A:22/B:22/D:52/L:145	
			CV Joint	F	MT	*			GS-3122	A:22/B:22/D:35/L:130	
1.3 S	55/75	01/86->12/89	CV Joint	F		*		29	+ ABS	GS-3125	A:22/B:22/D:52/L:145,5
			CV Joint	F		*			- ABS	GS-3121	A:22/B:22/D:52/L:145
			CV Joint	F	MT	*				GS-3122	A:22/B:22/D:35/L:130
			CV Joint	F		*		29	+ ABS	GS-3125	A:22/B:22/D:52/L:145,5
1.4 i	44/60	08/91->07/94	CV Joint	F	MT	*			GS-3122	A:22/B:22/D:35/L:130	
			CV Joint	F		*		29	+ ABS	GS-3125	A:22/B:22/D:52/L:145,5
1.4 S	55/75	07/89->08/91	CV Joint	F	MT	*			GS-3122	A:22/B:22/D:35/L:130	
			CV Joint	F		*		29	+ ABS	GS-3125	A:22/B:22/D:52/L:145,5
1.6	60/82	09/86->12/91	CV Joint	F		*			- ABS	GS-3121	A:22/B:22/D:52/L:145
			CV Joint	F	MT	*				GS-3122	A:22/B:22/D:35/L:130
			CV Joint	F		*		29	+ ABS	GS-3125	A:22/B:22/D:52/L:145,5
1.6 D	40/54	01/86->12/89	CV Joint	F		*			trans.type F13	GS-3122	A:22/B:22/D:35/L:130
			CV Joint	F		*		29		GS-3128	A:33/B:25/D:52/L:170
1.6 i	55/75	08/91->07/94	CV Joint	F		*			- ABS	GS-3121	A:22/B:22/D:52/L:145
			CV Joint	F	MT	*				GS-3122	A:22/B:22/D:35/L:130
			CV Joint	F		*		29	+ ABS	GS-3125	A:22/B:22/D:52/L:145,5
			CV Joint	F	MT	*				GS-3122	A:22/B:22/D:35/L:130
1.7 D	42/57	01/89->07/94	CV Joint	L; R	F	MT	*			GS-3123	A:34/B:25/D:35/L:141,8
			CV Joint	F		*		29		GS-3128	A:33/B:25/D:52/L:170
			CV Joint	F	MT	*				GS-3122	A:22/B:22/D:35/L:130
1.7 D	44/60	07/92->07/94	CV Joint	F		*		29		GS-3128	A:33/B:25/D:52/L:170
			CV Joint	F		*					

KADETT E Convertible [43B_]

1.3 S	55/75	03/87->02/93	CV Joint	F		*			- ABS	GS-3121	A:22/B:22/D:52/L:145
			CV Joint	F	MT	*				GS-3122	A:22/B:22/D:35/L:130
			CV Joint	F		*		29	+ ABS	GS-3125	A:22/B:22/D:52/L:145,5
1.4 i	44/60	01/90->08/91	CV Joint	F	MT	*				GS-3122	A:22/B:22/D:35/L:130
			CV Joint	F		*		29	+ ABS	GS-3125	A:22/B:22/D:52/L:145,5
1.4 S	55/75	08/90->02/93	CV Joint	F	MT	*				GS-3122	A:22/B:22/D:35/L:130
			CV Joint	F		*		29	+ ABS	GS-3125	A:22/B:22/D:52/L:145,5
1.6 i	60/82	07/89->02/93	CV Joint	F		*			- ABS	GS-3121	A:22/B:22/D:52/L:145
			CV Joint	F	MT	*				GS-3122	A:22/B:22/D:35/L:130
			CV Joint	F		*		29	+ ABS	GS-3125	A:22/B:22/D:52/L:145,5
1.6 i	55/75	10/86->02/93	CV Joint	F		*			- ABS	GS-3121	A:22/B:22/D:52/L:145
			CV Joint	F	MT	*				GS-3122	A:22/B:22/D:35/L:130
			CV Joint	F		*		29	+ ABS	GS-3125	A:22/B:22/D:52/L:145,5
1.6 i CAT	55/75	10/87->02/93	CV Joint	F		*			- ABS	GS-3121	A:22/B:22/D:52/L:145
			CV Joint	F	MT	*				GS-3122	A:22/B:22/D:35/L:130
			CV Joint	F		*		29	+ ABS	GS-3125	A:22/B:22/D:52/L:145,5
2.0 i	85/115	10/86->02/93	CV Joint	L; R	F	MT	*			GS-3123	A:34/B:25/D:35/L:141,8
			CV Joint	F		*		29		GS-3128	A:33/B:25/D:52/L:170
2.0 i CAT	85/116	10/86->02/93	CV Joint	L; R	F	MT	*			GS-3123	A:34/B:25/D:35/L:141,8
			CV Joint	F	MT	*		43		GS-3126	A:33/B:25/D:52/L:170
			CV Joint	F		*		29		GS-3128	A:33/B:25/D:52/L:170



KW/HP



Type

L/R F/R

AT/MT










ABS











Technical Specification

KADETT E Estate [35_, 36_, 45_, 46_]

Model	KW/HP	Year	Type	L/R	F/R	AT/MT	Steering	ABS	Part No.	Technical Specification
1.2	40/55	09/84->07/86	CV Joint		F		*	- ABS; ->ch.J2865387; ->ch.J5341503; ->ch.JE256518	GS-3121	A:22/B:22/D:52/L:145
			CV Joint		F		*	*	->ch.J2865387; ->ch.J5341503; ->ch.JE256518	GS-3122
1.3 i CAT	44/60	09/85->08/91	CV Joint		F		*	- ABS	GS-3125	A:22/B:22/D:52/L:145,5
			CV Joint		F	MT	*	*	GS-3122	A:22/B:22/D:35/L:130
			CV Joint		F		*	*	29 + ABS	GS-3125
1.3 N	44/60	09/84->08/91	CV Joint		F		*	- ABS	GS-3121	A:22/B:22/D:52/L:145
			CV Joint		F	MT	*	*	GS-3122	A:22/B:22/D:35/L:130
			CV Joint		F		*	*	29 + ABS	GS-3125
1.3 S	55/75	09/84->08/87	CV Joint		F		*	- ABS	GS-3121	A:22/B:22/D:52/L:145
			CV Joint		F	MT	*	*	GS-3122	A:22/B:22/D:35/L:130
			CV Joint		F		*	*	29 + ABS	GS-3125
1.4 i	44/60	01/90->08/91	CV Joint		F	MT	*	*	GS-3122	A:22/B:22/D:35/L:130
			CV Joint		F	MT	*	*	29 + ABS	GS-3125
1.4 S	55/75	01/90->08/91	CV Joint		F	MT	*	*	GS-3122	A:22/B:22/D:35/L:130
			CV Joint		F	MT	*	*	29 + ABS	GS-3125
1.5 TD	53/72	07/88->08/91	CV Joint		F	MT	*	29	GS-3128	A:33/B:25/D:52/L:170
			CV Joint		F		*	- ABS	GS-3121	A:22/B:22/D:52/L:145
1.6	60/82	09/86->08/91	CV Joint		F	MT	*	*	GS-3122	A:22/B:22/D:35/L:130
			CV Joint		F		*	29 + ABS	GS-3125	A:22/B:22/D:52/L:145,5
			CV Joint		F		*	43 trans.type F16	GS-3126	A:33/B:25/D:52/L:170
			CV Joint		F		*	trans.type F13	GS-3122	A:22/B:22/D:35/L:130
1.6 D	40/54	09/84->01/89	CV Joint			MT	*	*	GS-3124	A:33/B:25/D:52/L:170
			CV Joint			MT	*	trans.type F16	GS-3127	A:34/B:22/D:35/L:132,2
			CV Joint		F		*	29	GS-3128	A:33/B:25/D:52/L:170
			CV Joint		F		*	- ABS	GS-3121	A:22/B:22/D:52/L:145
1.6 i	55/75	09/86->08/91	CV Joint		F	MT	*	*	GS-3122	A:22/B:22/D:35/L:130
			CV Joint		F		*	29 + ABS	GS-3125	A:22/B:22/D:52/L:145,5
			CV Joint		F		*	- ABS	GS-3121	A:22/B:22/D:52/L:145
1.6 i CAT	55/75	09/86->08/91	CV Joint		F	MT	*	*	GS-3122	A:22/B:22/D:35/L:130
			CV Joint		F		*	29 + ABS	GS-3125	A:22/B:22/D:52/L:145,5
			CV Joint		F		*	ch.F000001->	GS-3124	A:33/B:25/D:52/L:170
1.6 S	66/90	09/84->08/86	CV Joint		F		*	ch.F000001->	GS-3127	A:34/B:22/D:35/L:132,2
			CV Joint		F		*	trans.type F13	GS-3122	A:22/B:22/D:35/L:130
			CV Joint	L; R	F	MT	*	09/89->	GS-3123	A:34/B:25/D:35/L:141,8
1.7 D	42/57	02/89->08/91	CV Joint		F		*	*	GS-3124	A:33/B:25/D:52/L:170
			CV Joint		F		*	29	GS-3128	A:33/B:25/D:52/L:170
			CV Joint	L; R	F	MT	*	*	GS-3123	A:34/B:25/D:35/L:141,8
1.8 E	74/100	10/85->08/86	CV Joint		F		*	43	GS-3126	A:33/B:25/D:52/L:170
			CV Joint		F		*	29	GS-3128	A:33/B:25/D:52/L:170
			CV Joint	L; R	F	MT	*	*	GS-3123	A:34/B:25/D:35/L:141,8
1.8 i	66/90	06/85->08/91	CV Joint		F		*	29	GS-3128	A:33/B:25/D:52/L:170
			CV Joint	L; R	F	MT	*	*	GS-3123	A:34/B:25/D:35/L:141,8
1.8 i	85/115	09/84->08/86	CV Joint		F		*	ch.F000001->	GS-3124	A:33/B:25/D:52/L:170
			CV Joint		F		*	29	GS-3128	A:33/B:25/D:52/L:170

	KW/HP		Type	L/R	F/R	AT/MT			ABS			Technical Specification
1.8 S	62/84	09/87->08/91	CV Joint	L; R	F	MT		*			GS-3123	A:34/B:25/D:35/L:141,8
			CV Joint		F			*	43		GS-3126	A:33/B:25/D:52/L:170
			CV Joint		F			*	29		GS-3128	A:33/B:25/D:52/L:170
2.0 i	85/115	09/87->08/91	CV Joint	L; R	F	MT		*			GS-3123	A:34/B:25/D:35/L:141,8
			CV Joint					*	ch.F000001->		GS-3124	A:33/B:25/D:52/L:170
			CV Joint		F			*	43		GS-3126	A:33/B:25/D:52/L:170
2.0 i CAT	85/115	09/87->08/91	CV Joint		F			*	29		GS-3128	A:33/B:25/D:52/L:170
			CV Joint	L; R	F	MT		*			GS-3123	A:34/B:25/D:35/L:141,8
			CV Joint					*	ch.F000001->		GS-3124	A:33/B:25/D:52/L:170
2.0 i CAT	85/115	09/87->08/91	CV Joint		F			*	43		GS-3126	A:33/B:25/D:52/L:170
			CV Joint		F			*	29		GS-3128	A:33/B:25/D:52/L:170
			CV Joint		F			*	29		GS-3128	A:33/B:25/D:52/L:170
KADETT E Hatchback [33_, 34_, 43_, 44_] 												
1.2	40/55	09/84->07/86	CV Joint		F	MT		*		- ABS; ->ch.J2865387; ->ch.J5341503; ->ch.JE256518	GS-3121	A:22/B:22/D:52/L:145
			CV Joint		F	MT		*		->ch.J2865387; ->ch.J5341503; ->ch.JE256518	GS-3122	A:22/B:22/D:35/L:130
			CV Joint		F			*	29		GS-3125	A:22/B:22/D:52/L:145,5
1.3 i CAT	44/60	09/85->08/91	CV Joint		F			*		- ABS	GS-3121	A:22/B:22/D:52/L:145
			CV Joint		F	MT		*			GS-3122	A:22/B:22/D:35/L:130
			CV Joint		F			*	29	+ ABS	GS-3125	A:22/B:22/D:52/L:145,5
1.3 N	44/60	09/84->08/91	CV Joint		F			*		- ABS	GS-3121	A:22/B:22/D:52/L:145
			CV Joint		F	MT		*			GS-3122	A:22/B:22/D:35/L:130
			CV Joint		F			*	29	+ ABS	GS-3125	A:22/B:22/D:52/L:145,5
1.3 S	55/75	09/84->08/87	CV Joint		F			*		- ABS	GS-3121	A:22/B:22/D:52/L:145
			CV Joint		F	MT		*			GS-3122	A:22/B:22/D:35/L:130
			CV Joint		F			*	29	+ ABS	GS-3125	A:22/B:22/D:52/L:145,5
1.4 i	44/60	01/90->08/91	CV Joint		F	MT		*			GS-3122	A:22/B:22/D:35/L:130
			CV Joint		F	MT		*	29	+ ABS	GS-3125	A:22/B:22/D:52/L:145,5
1.4 S	55/75	01/90->08/91	CV Joint		F	MT		*			GS-3122	A:22/B:22/D:35/L:130
			CV Joint		F	MT		*	29	+ ABS	GS-3125	A:22/B:22/D:52/L:145,5
1.5 TD	53/72	07/88->08/91	CV Joint		F	MT		*	29		GS-3128	A:33/B:25/D:52/L:170
1.6 D	40/54	09/84->01/89	CV Joint		F			*		trans.type F13	GS-3122	A:22/B:22/D:35/L:130
			CV Joint					*		- ABS; ch.F-000001->	GS-3124	A:33/B:25/D:52/L:170
			CV Joint					*		trans.type F16	GS-3127	A:34/B:22/D:35/L:132,2
1.6 i	55/75	09/86->08/91	CV Joint		F			*	29	+ ABS	GS-3128	A:33/B:25/D:52/L:170
			CV Joint		F			*		- ABS	GS-3121	A:22/B:22/D:52/L:145
			CV Joint		F	MT		*			GS-3122	A:22/B:22/D:35/L:130
1.6 i CAT	55/75	09/86->08/91	CV Joint		F			*	29	+ ABS	GS-3125	A:22/B:22/D:52/L:145,5
			CV Joint		F			*		- ABS	GS-3121	A:22/B:22/D:52/L:145
			CV Joint		F	MT		*			GS-3122	A:22/B:22/D:35/L:130
1.6 S	66/90	09/84->08/86	CV Joint					*		ch.F-000001->	GS-3124	A:33/B:25/D:52/L:170
			CV Joint					*		ch.F000001->	GS-3127	A:34/B:22/D:35/L:132,2
			CV Joint		F			*		- ABS	GS-3121	A:22/B:22/D:52/L:145
1.6 S	60/82	09/86->08/91	CV Joint		F	MT		*			GS-3122	A:22/B:22/D:35/L:130
			CV Joint		F			*	29	+ ABS	GS-3125	A:22/B:22/D:52/L:145,5

	kw/HP		Type	L/R	F/R	AT/MT			ABS			Technical Specification	
1.7 D	42/57	02/89->08/91	CV Joint		F				*	trans.type F13	GS-3122	A:22/B:22/D:35/L:130	
			CV Joint	L; R	F	MT			*	09/89->	GS-3123	A:34/B:25/D:35/L:141,8	
			CV Joint							*	- ABS	GS-3124	A:33/B:25/D:52/L:170
			CV Joint		F					*	29 + ABS	GS-3128	A:33/B:25/D:52/L:170
1.8 E	74/100	10/85->08/86	CV Joint	L; R	F	MT			*		GS-3123	A:34/B:25/D:35/L:141,8	
			CV Joint		F	MT			*	43	GS-3126	A:33/B:25/D:52/L:170	
			CV Joint		F					*	29	GS-3128	A:33/B:25/D:52/L:170
1.8 GSI	85/115	09/84->08/86	CV Joint	L; R	F	MT			*		GS-3123	A:34/B:25/D:35/L:141,8	
			CV Joint						*	- ABS; ch.F-000001->	GS-3124	A:33/B:25/D:52/L:170	
			CV Joint		F					*	29	GS-3128	A:33/B:25/D:52/L:170
1.8 i	66/90	06/85->08/91	CV Joint	L; R	F	MT			*		GS-3123	A:34/B:25/D:35/L:141,8	
			CV Joint		F					*	29	GS-3128	A:33/B:25/D:52/L:170
1.8 S	62/84	09/87->08/91	CV Joint	L; R	F	MT			*		GS-3123	A:34/B:25/D:35/L:141,8	
			CV Joint		F	MT			*	43	GS-3126	A:33/B:25/D:52/L:170	
			CV Joint		F					*	29	GS-3128	A:33/B:25/D:52/L:170
2.0 GSI	85/115	09/86->08/91	CV Joint	L; R	F	MT			*		GS-3123	A:34/B:25/D:35/L:141,8	
			CV Joint						*	- ABS; ch.F-000001->; ch.F000001->	GS-3124	A:33/B:25/D:52/L:170	
			CV Joint		F	MT				*	43	GS-3126	A:33/B:25/D:52/L:170
			CV Joint		F					*	29	GS-3128	A:33/B:25/D:52/L:170
2.0 GSI	95/129	09/86->08/91	CV Joint	L; R	F	MT			*		GS-3123	A:34/B:25/D:35/L:141,8	
			CV Joint		F	MT			*	43	GS-3126	A:33/B:25/D:52/L:170	
			CV Joint		F					*	29	GS-3128	A:33/B:25/D:52/L:170
2.0 GSI 16V	110/150	03/88->08/91	CV Joint	L; R	F	MT			*	09/88->	GS-3123	A:34/B:25/D:35/L:141,8	
			CV Joint		F					*	29 09/88->	GS-3128	A:33/B:25/D:52/L:170
2.0 GSI 16V	115/156	12/87->08/91	CV Joint		F	MT			*	43	GS-3126	A:33/B:25/D:52/L:170	
			CV Joint		F					*	29	GS-3128	A:33/B:25/D:52/L:170
2.0 GSI 16V CAT	110/150	03/88->08/91	CV Joint	L; R	F	MT			*	09/88->	GS-3123	A:34/B:25/D:35/L:141,8	
			CV Joint						*	ch.F000001->	GS-3124	A:33/B:25/D:52/L:170	
			CV Joint		F	MT				*	43	GS-3126	A:33/B:25/D:52/L:170
			CV Joint		F					*	29	GS-3128	A:33/B:25/D:52/L:170
2.0 GSI CAT	85/115	09/86->08/91	CV Joint	L; R	F	MT			*		GS-3123	A:34/B:25/D:35/L:141,8	
			CV Joint		F	MT			*	43	GS-3126	A:33/B:25/D:52/L:170	
			CV Joint		F					*	29	GS-3128	A:33/B:25/D:52/L:170
MERIVA 													
1.3 CDTI	51/69	04/05->05/10	CV Joint						*		GS-3829	A:22/B:23/D:35/L:153,5	
1.3 CDTI	55/75	09/03->05/10	CV Joint		F				*	29	GS-3830	A:22/B:23/D:52/L:158,5	
1.6	64/87	05/03->05/10	CV Joint		F				*	29	->ch.44162552	GS-3944	A:22/B:22/D:52/L:156
1.6 16V	74/100	05/03->01/06	CV Joint		F				*	29	->ch.44162552	GS-3944	A:22/B:22/D:52/L:156
1.7 DTI	55/75	09/03->05/10	CV Joint						*		GS-3829	A:22/B:23/D:35/L:153,5	
			CV Joint		F				*	29	GS-3830	A:22/B:23/D:52/L:158,5	
1.8	92/125	05/03->05/10	CV Joint						*		GS-3829	A:22/B:23/D:35/L:153,5	
			CV Joint		F				*	29	GS-3830	A:22/B:23/D:52/L:158,5	
MONTEREY A (UBS_) 													
3.1 TD (UBS69_)	84/114	09/91->07/98	CV Joint		F				*		GS-3543	A:17/B:26/D:53/L:214,5	
3.2 (UBS25_)	130/177	06/92->07/98	CV Joint		F				*		GS-3543	A:17/B:26/D:53/L:214,5	



KW/HP



Type

L/R F/R

AT/MT



ABS



Technical Specification

MOVANO Box [F9]

1.9 DTI	59/80	09/00->10/01	Drive Shaft	L	F	MT		Tripod Rotler Diameter [mm]: 37,1	AW-4680	A:28/D:67,1/L:669	
1.9 DTI	60/82	10/01->	CV Joint		F		*	51	GS-3745	A:28/B:36/D:65/L:167	
2.2 DTI	66/90	09/00->	CV Joint		F		*	51	+ ABS	GS-3745	A:28/B:36/D:65/L:167
			CV Joint		F		*	51	+ ABS	GS-3343	A:28/B:27/D:67,1/L:158
2.5 D	59/80	01/99->09/00	Drive Shaft	L	F			51	Tripod Rotler Diameter [mm]: 37,1; + ABS	AW-4679	A:28/D:65/L:670
			Drive Shaft	L	F				Tripod Rotler Diameter [mm]: 37,1	AW-4680	A:28/D:67,1/L:669
2.5 DTi	73/99	10/03->	CV Joint		F		*	51		GS-3745	A:28/B:36/D:65/L:167
2.5 DTI	84/115	10/01->	CV Joint		F		*	51		GS-3745	A:28/B:36/D:65/L:167
			CV Joint		F		*	51	+ ABS	GS-3343	A:28/B:27/D:67,1/L:158
2.8 DTI	84/114	01/99->10/01	Drive Shaft	L	F			51	Tripod Rotler Diameter [mm]: 37,1; + ABS	AW-4679	A:28/D:65/L:670
			Drive Shaft	R	F				- ABS	AW-4681	A:28/B:39/D:67,1/L:1118

MOVANO Combi [J9]

1.9 DTI	59/80	09/00->10/01	Drive Shaft	L	F	MT		Tripod Rotler Diameter [mm]: 37,1	AW-4680	A:28/D:67,1/L:669	
1.9 DTI	60/82	10/01->	CV Joint		F		*	51		GS-3745	A:28/B:36/D:65/L:167
2.2 DTI	66/90	09/00->	CV Joint		F		*	51		GS-3745	A:28/B:36/D:65/L:167
			CV Joint		F		*	51	+ ABS	GS-3343	A:28/B:27/D:67,1/L:158
2.5 D	59/80	07/98->09/00	Drive Shaft	L	F			51	Tripod Rotler Diameter [mm]: 37,1; + ABS	AW-4679	A:28/D:65/L:670
			Drive Shaft	L	F				Tripod Rotler Diameter [mm]: 37,1	AW-4680	A:28/D:67,1/L:669
2.5 DTI	84/115	10/01->	CV Joint		F		*	51		GS-3745	A:28/B:36/D:65/L:167
			CV Joint		F		*	51	+ ABS	GS-3343	A:28/B:27/D:67,1/L:158
2.8 DTI	84/114	07/98->10/01	Drive Shaft	L	F			51	Tripod Rotler Diameter [mm]: 37,1; + ABS	AW-4679	A:28/D:65/L:670
			Drive Shaft	R	F				- ABS	AW-4681	A:28/B:39/D:67,1/L:1118

MOVANO Dumptruck [H9]









2.2 DTI	66/90	09/00->	CV Joint		F		*	51	+ ABS	GS-3745	A:28/B:36/D:65/L:167
			CV Joint		F		*	51	+ ABS	GS-3343	A:28/B:27/D:67,1/L:158
2.5 D	59/80	01/99->09/00	Drive Shaft	L	F			51	Tripod Rotler Diameter [mm]: 37,1; + ABS	AW-4679	A:28/D:65/L:670
			Drive Shaft	L	F	MT			Tripod Rotler Diameter [mm]: 37,1	AW-4680	A:28/D:67,1/L:669
2.5 DTI	73/99	10/03->	CV Joint		F		*	51		GS-3745	A:28/B:36/D:65/L:167
			CV Joint		F		*	51	+ ABS	GS-3343	A:28/B:27/D:67,1/L:158
2.8 DTI	84/114	01/99->10/01	Drive Shaft	L	F			51	Tripod Rotler Diameter [mm]: 37,1; + ABS	AW-4679	A:28/D:65/L:670
			Drive Shaft	R	F				- ABS	AW-4681	A:28/B:39/D:67,1/L:1118

MOVANO Platform/Chassis [U9, E9]

2.2 DTI	66/90	09/00->	CV Joint		F		*	51	+ ABS	GS-3745	A:28/B:36/D:65/L:167
			CV Joint		F		*	51	+ ABS	GS-3343	A:28/B:27/D:67,1/L:158
2.5 D	59/80	07/98->09/00	Drive Shaft	L	F			51	Tripod Rotler Diameter [mm]: 37,1; + ABS	AW-4679	A:28/D:65/L:670
			Drive Shaft	L	F	MT			Tripod Rotler Diameter [mm]: 37,1	AW-4680	A:28/D:67,1/L:669
2.5 DTi	73/99	10/03->	CV Joint		F		*	51		GS-3745	A:28/B:36/D:65/L:167
2.5 DTI	84/115	10/01->	CV Joint		F		*	51		GS-3745	A:28/B:36/D:65/L:167
			CV Joint		F		*	51	+ ABS	GS-3343	A:28/B:27/D:67,1/L:158
2.8 DTI	84/114	07/98->10/01	Drive Shaft	L	F			51	Tripod Rotler Diameter [mm]: 37,1; + ABS	AW-4679	A:28/D:65/L:670
			Drive Shaft	R	F				- ABS	AW-4681	A:28/B:39/D:67,1/L:1118

OMEGA A [16, 17, 19]

1.8	85/115	09/86->03/94	CV Joint		R			*		GS-3105	B:28/D2:108/L:32
-----	--------	--------------	----------	--	---	--	--	---	--	---------	------------------

	KW/HP		Type	L/R	F/R	AT/MT	  ABS			Technical Specification
1.8	65/88	09/87->03/94	CV Joint		R		*		GS-3105	B:28/D2:108/L:32
1.8 N	60/82	09/86->08/87	CV Joint		R		*		GS-3105	B:28/D2:108/L:32
1.8 S	66/90	09/86->03/94	CV Joint		R		*		GS-3105	B:28/D2:108/L:32
2.0	90/122	09/86->03/94	CV Joint		R		*		GS-3105	B:28/D2:108/L:32
2.0	74/100	09/90->03/94	CV Joint		R		*		GS-3105	B:28/D2:108/L:32
2.0	73/99	09/90->03/94	CV Joint		R		*		GS-3105	B:28/D2:108/L:32
2.0 i	85/115	09/86->03/94	CV Joint		R		*		GS-3105	B:28/D2:108/L:32
2.3 D	54/73	10/86->03/94	CV Joint		R		*		GS-3105	B:28/D2:108/L:32
2.3 TD	66/90	10/86->08/88	CV Joint		R		*		GS-3105	B:28/D2:108/L:32
2.3 TD Interc.	74/100	08/88->03/94	CV Joint		R		*		GS-3105	B:28/D2:108/L:32
2.4 i	92/125	09/88->03/94	CV Joint		R		*		GS-3105	B:28/D2:108/L:32
2.6 i	110/150	09/90->03/94	CV Joint		R		*		GS-3105	B:28/D2:108/L:32
3.0 (3000)	115/156	03/87->12/87	CV Joint		R		*		GS-3105	B:28/D2:108/L:32
3.0 (3000)	130/177	03/87->09/90	CV Joint		R		*		GS-3105	B:28/D2:108/L:32
3.0 (3000) CAT	130/177	03/88->03/94	CV Joint		R		*		GS-3105	B:28/D2:108/L:32
3.0 24V (3000)	147/200	09/89->03/94	CV Joint		R		*		GS-3105	B:28/D2:108/L:32
3.0 24V (3000)	150/204	09/89->03/94	CV Joint		R		*		GS-3105	B:28/D2:108/L:32
3.6 24V Lotus	277/377	08/90->09/92	CV Joint		R		*		GS-3105	B:28/D2:108/L:32
OMEGA A Estate (66_, 67_) 										
1.8	85/115	09/86->03/94	CV Joint		R		*		GS-3105	B:28/D2:108/L:32
1.8	65/88	09/87->03/94	CV Joint		R		*		GS-3105	B:28/D2:108/L:32
2.0	90/122	09/86->03/94	CV Joint		R		*		GS-3105	B:28/D2:108/L:32
2.0	74/100	09/90->03/94	CV Joint		R		*		GS-3105	B:28/D2:108/L:32
2.0 i	85/115	09/86->03/94	CV Joint		R		*		GS-3105	B:28/D2:108/L:32
2.0 i	73/99	09/90->03/94	CV Joint		R		*		GS-3105	B:28/D2:108/L:32
2.3 D	54/73	09/86->03/94	CV Joint		R		*		GS-3105	B:28/D2:108/L:32
2.3 TD	66/90	09/86->08/88	CV Joint		R		*		GS-3105	B:28/D2:108/L:32
2.3 TD Interc.	74/100	09/88->03/94	CV Joint		R		*		GS-3105	B:28/D2:108/L:32
2.4 i	92/125	09/88->03/94	CV Joint		R		*		GS-3105	B:28/D2:108/L:32
2.6 i	110/150	09/90->03/94	CV Joint		R		*		GS-3105	B:28/D2:108/L:32
3.0	115/156	03/87->03/94	CV Joint		R		*		GS-3105	B:28/D2:108/L:32
3.0	130/177	03/87->09/90	CV Joint		R		*		GS-3105	B:28/D2:108/L:32
3.0 24V	147/200	09/89->03/94	CV Joint		R		*		GS-3105	B:28/D2:108/L:32
3.0 CAT	130/177	03/87->03/94	CV Joint		R		*		GS-3105	B:28/D2:108/L:32
SENATOR B (29_) 										
2.5 i	103/140	09/90->09/93	CV Joint		R		*		GS-3105	B:28/D2:108/L:32
2.6 i	110/150	09/90->09/93	CV Joint		R		*		GS-3105	B:28/D2:108/L:32
3.0	130/177	01/88->09/90	CV Joint		R		*		GS-3105	B:28/D2:108/L:32
3.0	115/156	09/87->09/93	CV Joint		R		*		GS-3105	B:28/D2:108/L:32
3.0 24V	150/204	09/89->09/93	CV Joint		R		*		GS-3105	B:28/D2:108/L:32
3.0 i CAT	130/177	01/88->09/93	CV Joint		R		*		GS-3105	B:28/D2:108/L:32



KW/HP



Type

L/R F/R

AT/MT



ABS



Technical Specification

SIGNUM

1.8	90/122	05/03->	CV Joint	F		*		GS-3900	A:30/B:25/D:52,5/L:167
1.8	103/140	09/05->	CV Joint	F		*		GS-3900	A:30/B:25/D:52,5/L:167
1.9 CDTI	88/120	04/04->	CV Joint	F		*	engine Z19DT	GS-3901	A:30/B:26/D:53,8/L:160
1.9 CDTI	110/150	04/04->	CV Joint	F		*		GS-3901	A:30/B:26/D:53,8/L:160
1.9 CDTI	74/100	08/05->	CV Joint	F		*		GS-3901	A:30/B:26/D:53,8/L:160
2.0 DTI	74/100	05/03->	CV Joint	F		*	->ch.51999999	GS-3900	A:30/B:25/D:52,5/L:167
2.0 Turbo	129/175	05/03->	CV Joint	F		*		GS-3901	A:30/B:26/D:53,8/L:160
2.2 direct	114/155	05/03->	CV Joint	F		*		GS-3900	A:30/B:25/D:52,5/L:167
2.2 DTI	92/125	05/03->	CV Joint	F		*		GS-3901	A:30/B:26/D:53,8/L:160
2.8 V6 Turbo	169/230	09/05->	CV Joint	F		*		GS-3901	A:30/B:26/D:53,8/L:160
3.0 V6 CDTI	130/177	05/03->	CV Joint	F		*		GS-3901	A:30/B:26/D:53,8/L:160
3.0 V6 CDTI	135/184	09/05->	CV Joint	F		*	engine Z30DT	GS-3901	A:30/B:26/D:53,8/L:160
3.2 V6	155/211	05/03->	CV Joint	F		*		GS-3901	A:30/B:26/D:53,8/L:160

TIGRA (95_)

1.4 16V	66/90	07/94->12/00	CV Joint			MT	*	29	GS-3195	A:22/B:28/D:52/L:155	
			Drive Shaft	L	F			29	+ABS	AW-4255	A:22/B:22/D:52/L:573
1.4 16V	63/86	08/97->12/00	CV Joint			MT	*	29	+ABS	GS-3195	A:22/B:28/D:52/L:155
			Drive Shaft	L	F			29	+ABS	AW-4255	A:22/B:22/D:52/L:573
1.6 16V	78/106	07/94->08/98	CV Joint			F		*		GS-3122	A:22/B:22/D:35/L:130
			CV Joint			F		*	29		GS-3193
1.6 16V	74/100	08/97->08/98	CV Joint			F		*		GS-3122	A:22/B:22/D:35/L:130
			CV Joint			F		*	29		GS-3193

TIGRA TwinTop

1.3 CDTI	51/69	06/04->	CV Joint					*		GS-3829	A:22/B:23/D:35/L:153,5
			Drive Shaft	R	F			29	+ABS	AW-4730	A:22/B:22/D:52/L:930
			Drive Shaft	L	F			29	+ABS	AW-4731	A:22/B:22/D:52/L:580
1.4	66/90	06/04->	Drive Shaft	R	F			29	+ABS	AW-4730	A:22/B:22/D:52/L:930
			Drive Shaft	L	F			29	+ABS	AW-4731	A:22/B:22/D:52/L:580
1.8	92/125	06/04->	CV Joint			F		*	29	GS-3829	A:22/B:23/D:35/L:153,5
			CV Joint			F		*	29	GS-3830	A:22/B:23/D:52/L:158,5
			Drive Shaft	L	F			29		AW-4731	A:22/B:22/D:52/L:580

VECTRA A [86_, 87_]

1.4 S	55/75	09/88->06/92	CV Joint	F		MT		*	ch.N1000001->; ch.N5000001->; ch.NV000001->	GS-3122	A:22/B:22/D:35/L:130
			CV Joint	F			*	29	->ch.P-1175249; ch.N-1000001->	GS-3125	A:22/B:22/D:52/L:145,5
			CV Joint	F		MT	*	43	->ch.M19999999; ->ch.M59999999; ->ch.MV99999999	GS-3135	A:22/B:22/D:52/L:145,5
			CV Joint	F		MT	*	29	ch.N1000001->; ch.N5000001->; ch.NV000001->	GS-3193	A:22/B:22/D:52/L:144,5
			Drive Shaft	L	F		MT	29	->ch.P-1175249; ch.N-1000001->	AW-4216	A:22/B:22/D:52/L:585
			Drive Shaft	R	F			29		AW-4217	A:22/B:22/D:52/L:926
1.6	60/82	09/88->05/93	CV Joint	F		MT		*	ch.N1000001->; ch.N5000001->; ch.NV000001->	GS-3122	A:22/B:22/D:35/L:130
			CV Joint	F			*	29	->ch.P-1175249; ch.N-1000001->	GS-3125	A:22/B:22/D:52/L:145,5
			CV Joint	F		MT	*	43	->ch.M19999999; ->ch.M59999999; ->ch.MV99999999	GS-3135	A:22/B:22/D:52/L:145,5
			CV Joint	F		MT	*	29	ch.N1000001->; ch.N5000001->; ch.NV000001->	GS-3193	A:22/B:22/D:52/L:144,5
			Drive Shaft	L	F		MT	29	->ch.P-1175249; ch.N-1000001->	AW-4216	A:22/B:22/D:52/L:585
			Drive Shaft	R	F			29		AW-4217	A:22/B:22/D:52/L:926



KW/HP



Type

L/R

F/R

AT/MT











ABS



Technical Specification

1.6 i	55/75	09/88->11/95	CV Joint	F	MT	*	ch.N1000001->; ch.N5000001->; ch.NV000001->	GS-3122	A:22/B:22/D:35/L:130	
			CV Joint	F		*	29 -->ch.P-1175249; ch.N-1000001->	GS-3125	A:22/B:22/D:52/L:145,5	
			CV Joint	F	MT	*	43 -->ch.M1999999; -->ch.M5999999; -->ch.MV999999	GS-3135	A:22/B:22/D:52/L:145,5	
			CV Joint	F	MT	*	29 ch.N1000001->; ch.N5000001->; ch.NV000001->	GS-3193	A:22/B:22/D:52/L:144,5	
			Drive Shaft	L	F	MT	29 -->ch.P-1175249; ch.N-1000001->	AW-4216	A:22/B:22/D:52/L:585	
			Drive Shaft	R	F		29	AW-4217	A:22/B:22/D:52/L:926	
1.6 i	52/71	09/93->11/95	CV Joint	F	MT	*	ch.N1000001->; ch.N5000001->; ch.NV000001->	GS-3122	A:22/B:22/D:35/L:130	
			CV Joint	F		*	29 -->08/95; -->ch.P-1175249	GS-3125	A:22/B:22/D:52/L:145,5	
			CV Joint	F	MT	*	43 -->ch.M1999999; -->ch.M5999999; -->ch.MV999999	GS-3135	A:22/B:22/D:52/L:145,5	
			CV Joint	F	MT	*	29 ch.N1000001->; ch.N5000001->; ch.NV000001->	GS-3193	A:22/B:22/D:52/L:144,5	
			Drive Shaft	R	F		29	AW-4217	A:22/B:22/D:52/L:926	
			CV Joint	F		*	29 -->ch.P-1175249; ch.N-1000001->	GS-3125	A:22/B:22/D:52/L:145,5	
1.6 i	55/75	09/93->11/95	Drive Shaft	L	F	MT	29 -->ch.P-1175249; ch.N-1000001->	AW-4216	A:22/B:22/D:52/L:585	
			Drive Shaft	R	F		29	AW-4217	A:22/B:22/D:52/L:926	
			CV Joint	F		*	29 -->ch.P-1175249; ch.N-1000001->	GS-3125	A:22/B:22/D:52/L:145,5	
1.7 D	44/60	07/92->11/95	CV Joint	L; R	F	MT	*	-->ch.N-2999999; ch.N-1000001->; for driving school cars	GS-3123	A:34/B:25/D:35/L:141,8
			CV Joint	F		*	29 ch.N1000001->; ch.N5000001->; ch.NV000001->	GS-3128	A:33/B:25/D:52/L:170	
1.7 D	42/57	10/88->09/92	CV Joint	L; R	F	MT	*	for driving school cars	GS-3123	A:34/B:25/D:35/L:141,8
			CV Joint	F		*	29 ch.N1000001->; ch.N5000001->; ch.NV000001->	GS-3128	A:33/B:25/D:52/L:170	
			Drive Shaft	L	F	MT	43 -->ch.M-1999999; for driving school cars	AW-4218	A:33/B:34/D:52/L:587	
1.7 TD	60/82	03/90->11/95	CV Joint	L; R	F	MT	*		GS-3123	A:34/B:25/D:35/L:141,8
			CV Joint	F		*	29 ch.N1269491->; ch.N5311585->; ch.NV275889->	GS-3128	A:33/B:25/D:52/L:170	
			Drive Shaft	L	F	MT	43 -->ch.M-1999999	AW-4218	A:33/B:34/D:52/L:587	
1.8 i CAT	66/90	03/90->11/95	CV Joint	L; R	F	MT	*		GS-3123	A:34/B:25/D:35/L:141,8
			CV Joint	F		*	29	GS-3128	A:33/B:25/D:52/L:170	
			Drive Shaft	L	F	MT	43 -->ch.M-1999999	AW-4218	A:33/B:34/D:52/L:587	
1.8 S	65/88	09/88->07/89	CV Joint	L; R	F	MT	*		GS-3123	A:34/B:25/D:35/L:141,8
			CV Joint	F		*	29	GS-3128	A:33/B:25/D:52/L:170	
			Drive Shaft	L	F	MT	43	AW-4218	A:33/B:34/D:52/L:587	
1.8 S	66/90	09/89->10/90	CV Joint	L; R	F	MT	*		GS-3123	A:34/B:25/D:35/L:141,8
			CV Joint	F		*	29	GS-3128	A:33/B:25/D:52/L:170	
			Drive Shaft	L	F	MT	43 -->ch.M-1999999	AW-4218	A:33/B:34/D:52/L:587	
1.8 S 4x4	65/88	01/89->07/89	CV Joint	L; R	F	MT	*		GS-3123	A:34/B:25/D:35/L:141,8
			CV Joint	F		*	29	GS-3128	A:33/B:25/D:52/L:170	
			Drive Shaft	L	F	MT	43	AW-4218	A:33/B:34/D:52/L:587	
2.0	74/100	09/88->09/89	CV Joint	L; R	F	MT	*		GS-3123	A:34/B:25/D:35/L:141,8
			Drive Shaft	L	F	MT	43	AW-4218	A:33/B:34/D:52/L:587	
2.0 i	85/115	09/88->10/90	CV Joint	L; R	F	MT	*		GS-3123	A:34/B:25/D:35/L:141,8
			CV Joint	F		*	29	GS-3128	A:33/B:25/D:52/L:170	
			Drive Shaft	L	F	MT	43 -->ch.M-1999999	AW-4218	A:33/B:34/D:52/L:587	
2.0 i	95/129	09/88->09/92	CV Joint	L; R	F	MT	*		GS-3123	A:34/B:25/D:35/L:141,8
			CV Joint	F		*	29	GS-3128	A:33/B:25/D:52/L:170	
			Drive Shaft	L	F	MT	43 -->ch.M-1999999	AW-4218	A:33/B:34/D:52/L:587	
2.0 i 16V	100/136	06/94->11/95	CV Joint	L	F	MT	*	-->08/95; ch.R-1000001->	GS-3123	A:34/B:25/D:35/L:141,8
			CV Joint	F		*	29	GS-3128	A:33/B:25/D:52/L:170	
			CV Joint	R	F	MT	*	ch.R-1000001->	GS-3136	A:34/B:25/D:35/L:101

		KW/HP		Type	L/R	F/R	AT/MT			ABS			Technical Specification
2.0 i 16V 4x4	100/136	06/94->11/95	CV Joint	L	F	MT		*		->08/95		GS-3123	A:34/B:25/D:35/L:141,8
			CV Joint		F			*	29			GS-3128	A:33/B:25/D:52/L:170
			CV Joint	R	F	MT		*				GS-3136	A:34/B:25/D:35/L:101
2.0 i 4x4	85/115	01/89->10/90	CV Joint	L	F	MT		*				GS-3123	A:34/B:25/D:35/L:141,8
			CV Joint		F			*	29			GS-3128	A:33/B:25/D:52/L:170
			CV Joint	R	F	MT		*				GS-3136	A:34/B:25/D:35/L:101
2.0 i 4x4	95/129	01/89->09/92	CV Joint	L	F	MT		*		08/89->		GS-3123	A:34/B:25/D:35/L:141,8
			CV Joint		F			*	29			GS-3128	A:33/B:25/D:52/L:170
			CV Joint	R	F	MT		*				GS-3136	A:34/B:25/D:35/L:101
2.0 i 4x4 CAT	85/116	01/89->11/95	CV Joint	L	F	MT		*				GS-3123	A:34/B:25/D:35/L:141,8
			CV Joint		F			*	29			GS-3128	A:33/B:25/D:52/L:170
			CV Joint	R	F	MT		*				GS-3136	A:34/B:25/D:35/L:101
2.0 i CAT	85/116	09/88->11/95	CV Joint	L; R	F	MT		*				GS-3123	A:34/B:25/D:35/L:141,8
			CV Joint		F			*	29			GS-3128	A:33/B:25/D:52/L:170
			Drive Shaft	L	F	MT			43	->ch.M-1999999		AW-4218	A:33/B:34/D:52/L:587
2.0 i Turbo 4x4	150/204	06/94->11/95	CV Joint		F			*	29			GS-3128	A:33/B:25/D:52/L:170
			CV Joint	L	F	MT		*		->08/95; ch.R-1000001->		GS-3123	A:34/B:25/D:35/L:141,8
			CV Joint		F			*	29			GS-3128	A:33/B:25/D:52/L:170
2.5 V6	125/170	02/93->11/95	CV Joint	R	F	MT		*		ch.R-1000001->		GS-3136	A:34/B:25/D:35/L:101
			Drive Shaft	L	F				29			AW-4515	A:33/B:34/D:52/L:595
			CV Joint	L	F	MT		*				GS-3123	A:34/B:25/D:35/L:141,8
2000 16V 4x4	110/150	01/89->10/90	CV Joint		F			*	29			GS-3128	A:33/B:25/D:52/L:170
			CV Joint	R	F	MT		*				GS-3136	A:34/B:25/D:35/L:101
			CV Joint	L	F	MT		*				GS-3123	A:34/B:25/D:35/L:141,8
2000/GT 16V	110/150	01/89->06/94	CV Joint		F			*	29	->ch.P-1999999; ch.N-1000001->		GS-3128	A:33/B:25/D:52/L:170
			CV Joint	R	F	MT		*				GS-3136	A:34/B:25/D:35/L:101
			Drive Shaft	L	F	MT			43	->ch.M-1999999		AW-4218	A:33/B:34/D:52/L:587
2000/GT 16V 4x4 CAT	110/150	02/90->11/95	CV Joint	L	F	MT		*				GS-3123	A:34/B:25/D:35/L:141,8
			CV Joint		F			*	29			GS-3128	A:33/B:25/D:52/L:170
			CV Joint	R	F	MT		*				GS-3136	A:34/B:25/D:35/L:101
2000/GT 16V CAT	110/150	02/90->11/95	CV Joint	L	F	MT		*				GS-3123	A:34/B:25/D:35/L:141,8
			CV Joint		F			*	29			GS-3128	A:33/B:25/D:52/L:170
			CV Joint	R	F	MT		*				GS-3136	A:34/B:25/D:35/L:101
2000/GT 16V CAT	110/150	02/90->11/95	CV Joint		F			*	29			GS-3128	A:33/B:25/D:52/L:170
			CV Joint	R	F	MT		*				GS-3136	A:34/B:25/D:35/L:101
			Drive Shaft	L	F	MT			43	->ch.M-1999999		AW-4218	A:33/B:34/D:52/L:587
VECTRA A Hatchback (88_, 89_) 													
1.4 S	55/75	04/88->06/92	CV Joint		F	MT		*		ch.N1000001->; ch.N5000001->; ch.NV000001->		GS-3122	A:22/B:22/D:35/L:130
			CV Joint		F			*	29	->ch.P-1175249; 08/88->; ch.N-1000001->		GS-3125	A:22/B:22/D:52/L:145,5
			CV Joint		F	MT		*	43	->ch.M1999999; ->ch.M5999999; ->ch.MV9999999		GS-3135	A:22/B:22/D:52/L:145,5
			CV Joint		F	MT		*	29	ch.N1000001->; ch.N5000001->; ch.NV000001->		GS-3193	A:22/B:22/D:52/L:144,5
			Drive Shaft	L	F	MT			29	->ch.P-1175249; 08/88->; ch.N-1000001->		AW-4216	A:22/B:22/D:52/L:585
1.6 i	52/71	09/93->11/95	Drive Shaft	R	F				29			AW-4217	A:22/B:22/D:52/L:926
			CV Joint		F	MT		*		ch.N1000001->; ch.N5000001->; ch.NV000001->		GS-3122	A:22/B:22/D:35/L:130
			CV Joint		F	MT		*	43	->ch.M1999999; ->ch.M5999999; ->ch.MV9999999		GS-3135	A:22/B:22/D:52/L:145,5
			CV Joint		F	MT		*	29	ch.N1000001->; ch.N5000001->; ch.NV000001->		GS-3193	A:22/B:22/D:52/L:144,5
			Drive Shaft	R	F				29			AW-4217	A:22/B:22/D:52/L:926
1.6 i	55/75	09/93->11/95	Drive Shaft	L	F	MT			29	->ch.P-1175249; ch.N-1000001->		AW-4216	A:22/B:22/D:52/L:585
			Drive Shaft	R	F				29			AW-4217	A:22/B:22/D:52/L:926



KW/HP



Type

L/R

F/R

AT/MT


















ABS








Technical Specification

Model	KW/HP	Year Range	Type	L/R	F/R	AT/MT	Front Wheel	Rear Wheel	ABS	Part No.	Technical Specification		
1.6 i CAT	55/75	09/88->11/95	CV Joint		F	MT		*		ch.N1000001->; ch.N5000001->; ch.NV000001->; engine C16NZ	GS-3122 A:22/B:22/D:35/L:130		
			CV Joint		F			*	29	->ch.P-1175249; ch.N-1000001->	GS-3125 A:22/B:22/D:52/L:145,5		
			CV Joint		F			*	29	engine C16NZ	GS-3128 A:33/B:25/D:52/L:170		
			CV Joint		F	MT		*	43	->ch.M1999999; ->ch.M5999999; ->ch.MV999999; engine C16NZ	GS-3135 A:22/B:22/D:52/L:145,5		
			CV Joint		F	MT		*	29	ch.N1000001->; ch.N5000001->; ch.NV000001->; engine C16NZ	GS-3193 A:22/B:22/D:52/L:144,5		
			Drive Shaft	L	F	MT					29	->ch.P-1175249; ch.N-1000001->	AW-4216 A:22/B:22/D:52/L:585
			Drive Shaft	R	F						29		AW-4217 A:22/B:22/D:52/L:926
1.6 S	60/82	09/88->05/93	CV Joint		F	MT		*		ch.N1000001->; ch.N5000001->; ch.NV000001->	GS-3122 A:22/B:22/D:35/L:130		
			CV Joint		F			*	29	->ch.P-1175249; ch.N-1000001->	GS-3125 A:22/B:22/D:52/L:145,5		
			CV Joint		F	MT		*	43	->ch.M1999999; ->ch.M5999999; ->ch.MV999999	GS-3135 A:22/B:22/D:52/L:145,5		
			CV Joint		F	MT		*	29	ch.N1000001->; ch.N5000001->; ch.NV000001->	GS-3193 A:22/B:22/D:52/L:144,5		
			Drive Shaft	L	F	MT					29	->ch.P-1175249; ch.N-1000001->	AW-4216 A:22/B:22/D:52/L:585
			Drive Shaft	R	F						29		AW-4217 A:22/B:22/D:52/L:926
1.7 D	44/60	07/92->11/95	CV Joint	L; R	F	MT		*		->08/95; ->ch.N-2999999; ch.N-1000001->; for driving school cars	GS-3123 A:34/B:25/D:35/L:141,8		
			CV Joint		F			*	29	ch.N1000001->; ch.N5000001->; ch.NV000001->	GS-3128 A:33/B:25/D:52/L:170		
1.7 D	42/57	09/88->09/92	CV Joint	L; R	F	MT		*		for driving school cars	GS-3123 A:34/B:25/D:35/L:141,8		
			CV Joint		F			*	29	ch.N1000001->; ch.N5000001->; ch.NV000001->	GS-3128 A:33/B:25/D:52/L:170		
			Drive Shaft	L	F	MT				43	->ch.M-1999999; for driving school cars	AW-4218 A:33/B:34/D:52/L:587	
1.7 TD	60/82	03/90->11/95	CV Joint	L; R	F	MT		*			GS-3123 A:34/B:25/D:35/L:141,8		
			CV Joint		F			*	29	ch.N1269491->; ch.N5311585->; ch.NV275889->	GS-3128 A:33/B:25/D:52/L:170		
			Drive Shaft	L	F	MT				43	->ch.M-1999999	AW-4218 A:33/B:34/D:52/L:587	
1.8 i	66/90	09/88->10/90	CV Joint	L; R	F	MT		*			GS-3123 A:34/B:25/D:35/L:141,8		
			CV Joint		F			*	29		GS-3128 A:33/B:25/D:52/L:170		
			Drive Shaft	L	F	MT				43	->ch.M-1999999	AW-4218 A:33/B:34/D:52/L:587	
1.8 i CAT	66/90	03/90->11/95	CV Joint	L; R	F	MT		*			GS-3123 A:34/B:25/D:35/L:141,8		
			CV Joint		F			*	29		GS-3128 A:33/B:25/D:52/L:170		
			Drive Shaft	L	F	MT				43	->ch.M-1999999	AW-4218 A:33/B:34/D:52/L:587	
1.8 S	65/88	09/88->07/89	CV Joint	L; R	F	MT		*			GS-3123 A:34/B:25/D:35/L:141,8		
			CV Joint		F			*	29		GS-3128 A:33/B:25/D:52/L:170		
			Drive Shaft	L	F	MT				43		AW-4218 A:33/B:34/D:52/L:587	
2.0	74/100	04/88->09/89	CV Joint	L; R	F	MT		*		08/88->	GS-3123 A:34/B:25/D:35/L:141,8		
			Drive Shaft	L	F	MT				43	08/88->	AW-4218 A:33/B:34/D:52/L:587	
2.0 i	85/115	09/88->10/90	CV Joint	L; R	F	MT		*			GS-3123 A:34/B:25/D:35/L:141,8		
			CV Joint		F			*	29		GS-3128 A:33/B:25/D:52/L:170		
			Drive Shaft	L	F	MT				43	->ch.M-1999999	AW-4218 A:33/B:34/D:52/L:587	
2.0 i 16V	110/150	02/89->10/90	CV Joint	L	F	MT		*			GS-3123 A:34/B:25/D:35/L:141,8		
			CV Joint		F			*	29	->ch.P-1999999; ch.N-1000001->	GS-3128 A:33/B:25/D:52/L:170		
			CV Joint	R	F	MT				*		GS-3136 A:34/B:25/D:35/L:101	
			Drive Shaft	L	F	MT				43	->ch.M-1999999	AW-4218 A:33/B:34/D:52/L:587	
2.0 i 16V	100/136	06/94->11/95	CV Joint	L	F	MT		*		->08/95; ch.R-1000001->	GS-3123 A:34/B:25/D:35/L:141,8		
			CV Joint		F			*	29		GS-3128 A:33/B:25/D:52/L:170		
			CV Joint	R	F	MT				*	ch.R-1000001->	GS-3136 A:34/B:25/D:35/L:101	
2.0 i 16V CAT	110/150	02/90->11/95	CV Joint	L	F	MT		*			GS-3123 A:34/B:25/D:35/L:141,8		
			CV Joint		F			*	29		GS-3128 A:33/B:25/D:52/L:170		
			CV Joint	R	F	MT				*		GS-3136 A:34/B:25/D:35/L:101	
			Drive Shaft	L	F	MT				43	->ch.M-1999999	AW-4218 A:33/B:34/D:52/L:587	

			Type	L/R	F/R	AT/MT			ABS			Technical Specification
2.0 i CAT	85/116	09/88->11/95	CV Joint	L; R	F	MT		*			GS-3123	A:34/B:25/D:35/L:141,8
			CV Joint		F			*	29		GS-3128	A:33/B:25/D:52/L:170
			Drive Shaft	L	F	MT				43	->ch.M-1999999	AW-4218
2.0 i GT	95/129	09/88->11/95	CV Joint	L; R	F	MT		*			GS-3123	A:34/B:25/D:35/L:141,8
			CV Joint		F			*	29		GS-3128	A:33/B:25/D:52/L:170
			Drive Shaft	L	F	MT				43	->ch.M-1999999	AW-4218
2.5 V6	125/170	02/93->11/95	CV Joint	L	F	MT		*		->08/95; ch.R-1000001->	GS-3123	A:34/B:25/D:35/L:141,8
			CV Joint		F			*	29		GS-3128	A:33/B:25/D:52/L:170
			CV Joint	R	F	MT				*	ch.R-1000001->	GS-3136
			Drive Shaft	L	F				29		AW-4515	A:33/B:34/D:52/L:595
VECTRA B [36_] 												
1.6 i	55/75	10/95->04/02	CV Joint		F			*			GS-3122	A:22/B:22/D:35/L:130
			CV Joint		F			*	29	+ ABS; ->ch.W1285446; ->ch.W7154258; engine X16SZR	GS-3193	A:22/B:22/D:52/L:144,5
			CV Joint		F			*	29	+ ABS; ch.W1285447->; ch.W7154259->; engine X16SZR	GS-3599	A:33/B:22/D:52/L:153,5
1.6 i	55/75	10/95->04/02	CV Joint		F			*	29	+ ABS	GS-3128	A:33/B:25/D:52/L:170
			Drive Shaft	L	F				29	+ ABS	AW-4515	A:33/B:34/D:52/L:595
			Drive Shaft	R	F				29	+ ABS	AW-4516	A:33/B:34/D:52/L:959
1.6 i 16V	74/100	10/95->04/02	CV Joint		F			*			GS-3122	A:22/B:22/D:35/L:130
			CV Joint		F			*	29	+ ABS; ->ch.W1285446; ->ch.W7154258; engine X16SZR	GS-3193	A:22/B:22/D:52/L:144,5
			CV Joint		F			*	29	+ ABS; ch.W1285447->; ch.W7154259->; engine X16SZR	GS-3599	A:33/B:22/D:52/L:153,5
1.7 TD	60/82	10/95->12/98	CV Joint		F			*	29		GS-3128	A:33/B:25/D:52/L:170
			CV Joint		F			*	29	+ ABS	GS-3600	A:33/B:25/D:52/L:164,5
			CV Joint		F			*	29	+ ABS	GS-3128	A:33/B:25/D:52/L:170
1.8 i 16V	92/125	09/00->04/02	CV Joint		F			*	29	+ ABS	GS-3128	A:33/B:25/D:52/L:170
			CV Joint		F			*	29	+ ABS	GS-3600	A:33/B:25/D:52/L:164,5
			CV Joint		F			*	29	+ ABS	GS-3128	A:33/B:25/D:52/L:170
1.8 i 16V	85/115	10/95->09/00	CV Joint		F			*	29	+ ABS	GS-3600	A:33/B:25/D:52/L:164,5
			Drive Shaft	L	F				29	+ ABS; engine X18XE	AW-4515	A:33/B:34/D:52/L:595
			Drive Shaft	R	F				29	+ ABS; engine X18XE	AW-4516	A:33/B:34/D:52/L:959
1.8 i 16V	85/115	10/95->09/00	CV Joint		F			*	29		GS-3128	A:33/B:25/D:52/L:170
			CV Joint		F			*	29	+ ABS	GS-3600	A:33/B:25/D:52/L:164,5
			CV Joint		F			*	29	+ ABS	GS-3128	A:33/B:25/D:52/L:170
2.0 DI 16V	60/82	11/96->04/02	CV Joint		F			*	29	+ ABS	GS-3600	A:33/B:25/D:52/L:164,5
			Drive Shaft	L	F				29	+ ABS	AW-4515	A:33/B:34/D:52/L:595
			Drive Shaft	R	F				29	+ ABS	AW-4516	A:33/B:34/D:52/L:959
2.0 DTI 16V	74/101	06/97->04/02	CV Joint		F			*	29	+ ABS	GS-3128	A:33/B:25/D:52/L:170
			CV Joint		F			*	29	+ ABS	GS-3600	A:33/B:25/D:52/L:164,5
			Drive Shaft	L	F				29	+ ABS	AW-4515	A:33/B:34/D:52/L:595
2.0 i	82/112	10/95->04/02	Drive Shaft	R	F				29	+ ABS	AW-4516	A:33/B:34/D:52/L:959
			CV Joint		F			*	29	+ ABS	GS-3128	A:33/B:25/D:52/L:170
			CV Joint		F			*	29	+ ABS	GS-3600	A:33/B:25/D:52/L:164,5
2.0 i 16V	100/136	10/95->09/00	Drive Shaft	L	F				29	+ ABS	AW-4515	A:33/B:34/D:52/L:595
			Drive Shaft	R	F				29	+ ABS	AW-4516	A:33/B:34/D:52/L:959
			CV Joint		F			*	29	+ ABS	GS-3128	A:33/B:25/D:52/L:170
2.2 DTI 16V	88/120	09/00->04/02	CV Joint		F			*	29	+ ABS	GS-3600	A:33/B:25/D:52/L:164,5
			Drive Shaft	L	F				29	+ ABS	AW-4515	A:33/B:34/D:52/L:595
			Drive Shaft	R	F				29	+ ABS	AW-4516	A:33/B:34/D:52/L:959

						Technical Specification					
	kW/HP		Type	L/R	F/R	AT/MT					
2.2 DTI 16V	92/125	09/00->04/02	CV Joint				*	29	+ ABS	GS-3834	A:33/B:35/D:55/L:171,5
			CV Joint		F		*	29	+ ABS	GS-3128	A:33/B:25/D:52/L:170
2.2 i 16V	108/147	09/00->04/02	CV Joint				*	29	+ ABS	GS-3600	A:33/B:25/D:52/L:164,5
			Drive Shaft	L	F			29	+ ABS	AW-4515	A:33/B:34/D:52/L:595
			Drive Shaft	R	F			29	+ ABS	AW-4516	A:33/B:34/D:52/L:959
2.5 i V6	125/170	10/95->09/00	CV Joint		F		*	29	+ ABS	GS-3128	A:33/B:25/D:52/L:170
			CV Joint				*	29	+ ABS	GS-3600	A:33/B:25/D:52/L:164,5
			Drive Shaft	L	F			29	+ ABS	AW-4515	A:33/B:34/D:52/L:595
i 500 2.5	143/194	05/98->09/00	CV Joint		F		*	29	+ ABS	GS-3128	A:33/B:25/D:52/L:170
			CV Joint				*	29	+ ABS	GS-3600	A:33/B:25/D:52/L:164,5
			Drive Shaft	L	F			29	+ ABS	AW-4515	A:33/B:34/D:52/L:595
VECTRA B Estate [31_] 											
1.6 i	55/75	11/96->06/00	CV Joint		F		*			GS-3122	A:22/B:22/D:35/L:130
			CV Joint		F		*	29	+ ABS; -->ch.W1285446; -->ch.W7154258; engine X16SZR	GS-3193	A:22/B:22/D:52/L:144,5
			CV Joint		F		*	29	+ ABS; ch.W1285447->; ch.W7154259->; engine X16SZR	GS-3599	A:33/B:22/D:52/L:153,5
1.6 i	55/75	11/96->06/00	CV Joint		F		*	29	+ ABS	GS-3128	A:33/B:25/D:52/L:170
			Drive Shaft	L	F			29	+ ABS	AW-4515	A:33/B:34/D:52/L:595
			Drive Shaft	R	F			29	+ ABS	AW-4516	A:33/B:34/D:52/L:959
1.6 i 16V	74/100	11/96->07/02	CV Joint		F		*	29	+ ABS; -->ch.W1285446; -->ch.W7154258	GS-3122	A:22/B:22/D:35/L:130
			CV Joint		F		*	29	+ ABS; ch.W1285447->; ch.W7154259->	GS-3193	A:22/B:22/D:52/L:144,5
			CV Joint		F		*	29	+ ABS	GS-3599	A:33/B:22/D:52/L:153,5
1.7 TD	60/82	11/96->12/97	CV Joint		F		*	29		GS-3128	A:33/B:25/D:52/L:170
			CV Joint		F		*	29	+ ABS	GS-3600	A:33/B:25/D:52/L:164,5
1.8 i 16V	92/125	09/00->07/03	CV Joint		F		*	29	+ ABS	GS-3128	A:33/B:25/D:52/L:170
			CV Joint		F		*	29	+ ABS	GS-3600	A:33/B:25/D:52/L:164,5
1.8 i 16V	85/115	11/96->09/00	CV Joint		F		*	29	+ ABS	GS-3128	A:33/B:25/D:52/L:170
			CV Joint		F		*	29	+ ABS	GS-3600	A:33/B:25/D:52/L:164,5
			Drive Shaft	L	F			29	+ ABS; engine X18XE	AW-4515	A:33/B:34/D:52/L:595
			Drive Shaft	R	F			29	+ ABS; engine X18XE	AW-4516	A:33/B:34/D:52/L:959
1.8 i 16V	85/115	11/96->09/00	CV Joint		F		*	29		GS-3128	A:33/B:25/D:52/L:170
			CV Joint		F		*	29	+ ABS	GS-3600	A:33/B:25/D:52/L:164,5
2.0 DI 16V	60/82	11/96->06/00	CV Joint		F		*	29	+ ABS	GS-3128	A:33/B:25/D:52/L:170
			CV Joint		F		*	29	+ ABS	GS-3600	A:33/B:25/D:52/L:164,5
			Drive Shaft	L	F			29	+ ABS	AW-4515	A:33/B:34/D:52/L:595
			Drive Shaft	R	F			29	+ ABS	AW-4516	A:33/B:34/D:52/L:959
2.0 DTI 16V	74/101	06/97->07/03	CV Joint		F		*	29	+ ABS	GS-3128	A:33/B:25/D:52/L:170
			CV Joint		F		*	29	+ ABS	GS-3600	A:33/B:25/D:52/L:164,5
			Drive Shaft	L	F			29	+ ABS	AW-4515	A:33/B:34/D:52/L:595
			Drive Shaft	R	F			29	+ ABS	AW-4516	A:33/B:34/D:52/L:959
2.0 i	82/112	11/96->02/02	CV Joint		F		*	29	+ ABS	GS-3128	A:33/B:25/D:52/L:170
			CV Joint		F		*	29	+ ABS	GS-3600	A:33/B:25/D:52/L:164,5
			Drive Shaft	L	F			29	+ ABS	AW-4515	A:33/B:34/D:52/L:595
			Drive Shaft	R	F			29	+ ABS	AW-4516	A:33/B:34/D:52/L:959
2.0 i 16V	100/136	11/96->09/00	CV Joint		F		*	29	+ ABS	GS-3128	A:33/B:25/D:52/L:170
			CV Joint		F		*	29	+ ABS	GS-3600	A:33/B:25/D:52/L:164,5
			Drive Shaft	L	F			29	+ ABS	AW-4515	A:33/B:34/D:52/L:595
			Drive Shaft	R	F			29	+ ABS	AW-4516	A:33/B:34/D:52/L:959

	kW/HP		Type	L/R	F/R	AT/MT			ABS			Technical Specification
2.2 DTI 16V	88/120	09/00->04/02	CV Joint				*		29 + ABS		GS-3834	A:33/B:35/D:55/L:171,5
2.2 DTI 16V	92/125	09/00->07/03	CV Joint				*		29 + ABS		GS-3834	A:33/B:35/D:55/L:171,5
2.2 i 16V	108/147	09/00->07/03	CV Joint		F		*		29 + ABS		GS-3128	A:33/B:25/D:52/L:170
			CV Joint				*		29 + ABS		GS-3600	A:33/B:25/D:52/L:164,5
			Drive Shaft	L	F				29 + ABS		AW-4515	A:33/B:34/D:52/L:595
			Drive Shaft	R	F				29 + ABS		AW-4516	A:33/B:34/D:52/L:959
2.5 i V6	125/170	11/96->09/00	CV Joint		F		*		29 + ABS		GS-3128	A:33/B:25/D:52/L:170
			CV Joint				*		29 + ABS		GS-3600	A:33/B:25/D:52/L:164,5
			Drive Shaft	L	F				29 + ABS		AW-4515	A:33/B:34/D:52/L:595
i 500 2.5	143/194	05/98->09/00	CV Joint		F		*		29 + ABS		GS-3128	A:33/B:25/D:52/L:170
			CV Joint				*		29 + ABS		GS-3600	A:33/B:25/D:52/L:164,5
			Drive Shaft	L	F				29 + ABS		AW-4515	A:33/B:34/D:52/L:595

VECTRA B Hatchback [38] 

1.6 i	55/75	10/95->07/03	CV Joint		F		*				GS-3122	A:22/B:22/D:35/L:130
			CV Joint		F		*		29 + ABS; -->ch.W1285446; -->ch.W7154258; engine X16SZR		GS-3193	A:22/B:22/D:52/L:144,5
			CV Joint		F		*		29 + ABS; ch.W1285447->; ch.W7154259->; engine X16SZR		GS-3599	A:33/B:22/D:52/L:153,5
1.6 i	55/75	10/95->07/03	CV Joint		F		*		29 + ABS		GS-3128	A:33/B:25/D:52/L:170
			Drive Shaft	L	F				29 + ABS		AW-4515	A:33/B:34/D:52/L:595
			Drive Shaft	R	F				29 + ABS		AW-4516	A:33/B:34/D:52/L:959
1.6 i 16V	74/101	10/95->07/02	CV Joint		F		*				GS-3122	A:22/B:22/D:35/L:130
			CV Joint		F		*		29 + ABS; -->ch.W1285446; -->ch.W7154258		GS-3193	A:22/B:22/D:52/L:144,5
			CV Joint		F		*		29 + ABS; ch.W1285447->; ch.W7154259->		GS-3599	A:33/B:22/D:52/L:153,5
1.7 TD	60/82	10/95->12/98	CV Joint		F		*		29		GS-3128	A:33/B:25/D:52/L:170
			CV Joint				*		29 + ABS		GS-3600	A:33/B:25/D:52/L:164,5
1.8 i 16V	92/125	09/00->07/03	CV Joint		F		*		29 + ABS		GS-3128	A:33/B:25/D:52/L:170
			CV Joint				*		29 + ABS		GS-3600	A:33/B:25/D:52/L:164,5
1.8 i 16V	85/116	10/95->09/00	CV Joint		F		*		29 + ABS		GS-3128	A:33/B:25/D:52/L:170
			CV Joint				*		29 + ABS		GS-3600	A:33/B:25/D:52/L:164,5
			Drive Shaft	L	F				29 + ABS; engine X18XE		AW-4515	A:33/B:34/D:52/L:595
1.8 i 16V	85/116	10/95->09/00	Drive Shaft	R	F				29 + ABS; engine X18XE		AW-4516	A:33/B:34/D:52/L:959
			CV Joint		F		*		29		GS-3128	A:33/B:25/D:52/L:170
			CV Joint				*		29 + ABS		GS-3600	A:33/B:25/D:52/L:164,5
2.0 DI 16V	60/82	11/96->06/00	CV Joint		F		*		29 + ABS		GS-3128	A:33/B:25/D:52/L:170
			CV Joint				*		29 + ABS		GS-3600	A:33/B:25/D:52/L:164,5
			Drive Shaft	L	F				29 + ABS		AW-4515	A:33/B:34/D:52/L:595
			Drive Shaft	R	F				29 + ABS		AW-4516	A:33/B:34/D:52/L:959
2.0 DTI 16V	74/101	06/97->07/03	CV Joint		F		*		29 + ABS		GS-3128	A:33/B:25/D:52/L:170
			CV Joint				*		29 + ABS		GS-3600	A:33/B:25/D:52/L:164,5
			Drive Shaft	L	F				29 + ABS		AW-4515	A:33/B:34/D:52/L:595
2.0 i	82/112	10/95->02/02	Drive Shaft	R	F				29 + ABS		AW-4516	A:33/B:34/D:52/L:959
			CV Joint		F		*		29 + ABS		GS-3128	A:33/B:25/D:52/L:170
			CV Joint				*		29 + ABS		GS-3600	A:33/B:25/D:52/L:164,5
			Drive Shaft	L	F				29 + ABS		AW-4515	A:33/B:34/D:52/L:595









	KW/HP		Type	L/R	F/R	AT/MT			ABS			Technical Specification
2.0 i 16V	100/136	10/95->09/00	CV Joint		F		*		29 +ABS		GS-3128	A:33/B:25/D:52/L:170
			CV Joint				*		29 +ABS		GS-3600	A:33/B:25/D:52/L:164,5
			Drive Shaft	L	F				29 +ABS		AW-4515	A:33/B:34/D:52/L:595
			Drive Shaft	R	F				29 +ABS		AW-4516	A:33/B:34/D:52/L:959
2.2 DTI 16V	88/120	09/00->04/02	CV Joint				*	29 +ABS		GS-3834	A:33/B:35/D:55/L:171,5	
2.2 DTI 16V	92/125	09/00->07/03	CV Joint				*		29 +ABS		GS-3834	A:33/B:35/D:55/L:171,5
			CV Joint		F		*		29 +ABS		GS-3128	A:33/B:25/D:52/L:170
			CV Joint				*		29 +ABS		GS-3600	A:33/B:25/D:52/L:164,5
2.2 i 16V	108/147	09/00->07/03	Drive Shaft	L	F				29 +ABS		AW-4515	A:33/B:34/D:52/L:595
			Drive Shaft	R	F				29 +ABS		AW-4516	A:33/B:34/D:52/L:959
			CV Joint				*		29 +ABS		GS-3600	A:33/B:25/D:52/L:164,5
2.5	144/196	10/99->06/00	CV Joint				*		29 +ABS		GS-3600	A:33/B:25/D:52/L:164,5
			CV Joint		F		*		29 +ABS		GS-3128	A:33/B:25/D:52/L:170
2.5 i V6	125/170	10/95->09/00	CV Joint				*		29 +ABS		GS-3600	A:33/B:25/D:52/L:164,5
			CV Joint				*		29 +ABS		GS-3600	A:33/B:25/D:52/L:164,5
			Drive Shaft	L	F				29 +ABS		AW-4515	A:33/B:34/D:52/L:595

VECTRA C








1.6	77/105	01/06->	CV Joint		F		*		->ch.48999999; ->ch.71009336		GS-3900	A:30/B:25/D:52,5/L:167
1.6 16V	74/100	06/04->	CV Joint		F		*		->ch.48999999; ->ch.71009336		GS-3900	A:30/B:25/D:52,5/L:167
1.8	103/140	01/06->	CV Joint		F		*		->ch.48999999; ->ch.71009336		GS-3900	A:30/B:25/D:52,5/L:167
1.8	81/110	04/02->	CV Joint		F		*		->ch.48999999; ->ch.71009336		GS-3900	A:30/B:25/D:52,5/L:167
1.8 16V	90/122	04/02->	CV Joint		F		*		->ch.48999999; ->ch.71009336		GS-3900	A:30/B:25/D:52,5/L:167
1.9 CDTI	88/120	04/04->	CV Joint		F		*				GS-3901	A:30/B:26/D:53,8/L:160
1.9 CDTI	110/150	04/04->	CV Joint		F		*				GS-3901	A:30/B:26/D:53,8/L:160
1.9 CDTI	74/100	10/05->	CV Joint		F		*				GS-3901	A:30/B:26/D:53,8/L:160
2.0 16V Turbo	129/175	03/03->	CV Joint		F		*				GS-3901	A:30/B:26/D:53,8/L:160
2.0 DTI 16V	74/101	04/02->	CV Joint		F		*				GS-3900	A:30/B:25/D:52,5/L:167
2.2 16V	108/147	04/02->	CV Joint		F		*		->ch.48999999; ->ch.71009336		GS-3900	A:30/B:25/D:52,5/L:167
2.2 direct	114/155	10/03->	CV Joint		F		*		->ch.71009336		GS-3900	A:30/B:25/D:52,5/L:167
2.2 DTI 16V	92/125	04/02->	CV Joint		F		*				GS-3901	A:30/B:26/D:53,8/L:160
2.8 V6 Turbo	169/230	08/05->	CV Joint		F		*				GS-3901	A:30/B:26/D:53,8/L:160
2.8 V6 Turbo	188/255	08/05->	CV Joint		F		*				GS-3901	A:30/B:26/D:53,8/L:160
2.8 V6 Turbo	184/250	08/06->	CV Joint		F		*				GS-3901	A:30/B:26/D:53,8/L:160
3.0 CDTi	135/184	08/05->	CV Joint		F		*				GS-3901	A:30/B:26/D:53,8/L:160
3.0 CDTi	130/177	06/03->	CV Joint		F		*				GS-3901	A:30/B:26/D:53,8/L:160
3.2 V6	155/211	08/02->	CV Joint		F		*				GS-3901	A:30/B:26/D:53,8/L:160

VECTRA C Estate

1.6	77/105	01/06->	CV Joint		F		*		->ch.48999999; ->ch.71009336		GS-3900	A:30/B:25/D:52,5/L:167
1.6 16V	74/100	06/04->	CV Joint		F		*		->ch.48999999; ->ch.71009336		GS-3900	A:30/B:25/D:52,5/L:167
1.8	103/140	01/06->	CV Joint		F		*		->ch.48999999; ->ch.71009336		GS-3900	A:30/B:25/D:52,5/L:167
1.8	90/122	10/03->	CV Joint		F		*		->ch.48999999; ->ch.71009336		GS-3900	A:30/B:25/D:52,5/L:167
1.9 CDTI	88/120	04/04->	CV Joint		F		*				GS-3901	A:30/B:26/D:53,8/L:160
1.9 CDTI	110/150	04/04->	CV Joint		F		*				GS-3901	A:30/B:26/D:53,8/L:160
1.9 CDTI	74/100	10/05->	CV Joint		F		*				GS-3901	A:30/B:26/D:53,8/L:160
2.0 DTI	74/100	10/03->	CV Joint		F		*				GS-3900	A:30/B:25/D:52,5/L:167
2.0 Turbo	129/175	10/03->	CV Joint		F		*				GS-3901	A:30/B:26/D:53,8/L:160

	KW/HP		Type	L/R	F/R	AT/MT			ABS			Technical Specification
2.2 direct	114/155	10/03->	CV Joint		F		*		->ch.48999999; ->ch.71009336		GS-3900	A:30/B:25/D:52,5/L:167
2.2 DTI	92/125	10/03->	CV Joint		F		*				GS-3901	A:30/B:26/D:53,8/L:160
2.8 V6 Turbo	206/280	01/07->	CV Joint		F		*				GS-3901	A:30/B:26/D:53,8/L:160
2.8 V6 Turbo	169/230	08/05->	CV Joint		F		*				GS-3901	A:30/B:26/D:53,8/L:160
2.8 V6 Turbo	188/255	08/05->	CV Joint		F		*				GS-3901	A:30/B:26/D:53,8/L:160
3.0 V6 CDTI	135/184	08/05->	CV Joint		F		*				GS-3901	A:30/B:26/D:53,8/L:160
3.0 V6 CDTI	130/177	10/03->	CV Joint		F		*				GS-3901	A:30/B:26/D:53,8/L:160
3.2 V6	155/211	10/03->	CV Joint		F		*				GS-3901	A:30/B:26/D:53,8/L:160
VECTRA C GTS 												
1.6	77/105	01/06->	CV Joint		F		*		->ch.48999999; ->ch.71009336		GS-3900	A:30/B:25/D:52,5/L:167
1.6	74/100	08/05->	CV Joint		F		*		->ch.48999999; ->ch.71009336		GS-3900	A:30/B:25/D:52,5/L:167
1.8	103/140	01/06->	CV Joint		F		*		->ch.48999999; ->ch.71009336		GS-3900	A:30/B:25/D:52,5/L:167
1.8 16V	90/122	08/02->	CV Joint		F		*		->ch.48999999; ->ch.71009336		GS-3900	A:30/B:25/D:52,5/L:167
1.9 CDTI	88/120	04/04->	CV Joint		F		*				GS-3901	A:30/B:26/D:53,8/L:160
1.9 CDTI	110/150	04/04->	CV Joint		F		*				GS-3901	A:30/B:26/D:53,8/L:160
1.9 CDTI	74/100	10/05->	CV Joint		F		*				GS-3901	A:30/B:26/D:53,8/L:160
2.0 16V Turbo	129/175	03/03->	CV Joint		F		*				GS-3901	A:30/B:26/D:53,8/L:160
2.0 DTI 16V	74/101	08/02->	CV Joint		F		*				GS-3900	A:30/B:25/D:52,5/L:167
2.2 16V	108/147	08/02->	CV Joint		F		*		->ch.71009336		GS-3900	A:30/B:25/D:52,5/L:167
2.2 direct	114/155	10/03->	CV Joint		F		*		->ch.71009336		GS-3900	A:30/B:25/D:52,5/L:167
2.2 DTI 16V	92/125	08/02->	CV Joint		F		*				GS-3901	A:30/B:26/D:53,8/L:160
2.8 V6 Turbo	169/230	08/05->	CV Joint		F		*				GS-3901	A:30/B:26/D:53,8/L:160
2.8 V6 Turbo	188/255	08/05->	CV Joint		F		*				GS-3901	A:30/B:26/D:53,8/L:160
2.8 V6 Turbo	184/250	08/06->	CV Joint		F		*				GS-3901	A:30/B:26/D:53,8/L:160
2.8 V6 Turbo	206/280	08/06->	CV Joint		F		*				GS-3901	A:30/B:26/D:53,8/L:160
3.0 CDTi	135/184	08/05->	CV Joint		F		*				GS-3901	A:30/B:26/D:53,8/L:160
3.0 CDTI	130/177	06/03->	CV Joint		F		*				GS-3901	A:30/B:26/D:53,8/L:160
3.2 V6	155/211	08/02->	CV Joint		F		*				GS-3901	A:30/B:26/D:53,8/L:160
VIVARO Box (F7) 												
1.9 DI	60/80	08/01->	CV Joint		F		*				GS-3864	A:27/B:26/D:56,5/L:157,5
			Drive Shaft	L	F				Tripod Roller Diameter [mm]: 37,1	AW-4765	A:27/D:56,5/L:676	
			Drive Shaft	R	F					AW-4766	A:27/B:39/D:56,5/L:1020	
1.9 DTI	74/101	08/01->	CV Joint		F		*				GS-3864	A:27/B:26/D:56,5/L:157,5
			Drive Shaft	L	F				Tripod Roller Diameter [mm]: 37,1	AW-4765	A:27/D:56,5/L:676	
			Drive Shaft	R	F					AW-4766	A:27/B:39/D:56,5/L:1020	
2.0 16V	88/120	08/01->	CV Joint		F		*				GS-3864	A:27/B:26/D:56,5/L:157,5
			Drive Shaft	L	F				Tripod Roller Diameter [mm]: 37,1	AW-4765	A:27/D:56,5/L:676	
			Drive Shaft	R	F					AW-4766	A:27/B:39/D:56,5/L:1020	
2.0 ECOTEC	86/117	08/06->	Drive Shaft	L	F				Tripod Roller Diameter [mm]: 37,1	AW-4765	A:27/D:56,5/L:676	
			Drive Shaft	R	F					AW-4766	A:27/B:39/D:56,5/L:1020	
2.5 CDTI	84/114	08/06->	CV Joint		F		*		->ch.6V699999; ->ch.6Y999999		GS-3864	A:27/B:26/D:56,5/L:157,5
2.5 DTI	99/135	05/03->	CV Joint		F		*		->ch.6V699999; ->ch.6Y999999		GS-3864	A:27/B:26/D:56,5/L:157,5

		kw/HP		Type	L/R	F/R	AT/MT			ABS			Technical Specification			
VIVARO Combi [J7]																
1.9 DI	60/80	08/01->	CV Joint		F			*				GS-3864	A:27/B:26/D:56,5/L:157,5			
			Drive Shaft	L	F						Tripod Roller Diameter [mm]: 37,1	AW-4765	A:27/D:56,5/L:676			
			Drive Shaft	R	F								AW-4766	A:27/B:39/D:56,5/L:1020		
1.9 DTI	74/101	08/01->	CV Joint		F			*				GS-3864	A:27/B:26/D:56,5/L:157,5			
			Drive Shaft	L	F						Tripod Roller Diameter [mm]: 37,1	AW-4765	A:27/D:56,5/L:676			
			Drive Shaft	R	F								AW-4766	A:27/B:39/D:56,5/L:1020		
2.0 16V	88/120	08/01->	CV Joint		F			*				GS-3864	A:27/B:26/D:56,5/L:157,5			
			Drive Shaft	L	F						Tripod Roller Diameter [mm]: 37,1	AW-4765	A:27/D:56,5/L:676			
			Drive Shaft	R	F								AW-4766	A:27/B:39/D:56,5/L:1020		
2.0 ECOTEC	86/117	08/06->	Drive Shaft	L	F							Tripod Roller Diameter [mm]: 37,1	AW-4765	A:27/D:56,5/L:676		
			Drive Shaft	R	F								AW-4766	A:27/B:39/D:56,5/L:1020		
2.5 CDTI	84/114	08/06->	CV Joint		F			*		->ch.6V699999; ->ch.6Y999999		GS-3864	A:27/B:26/D:56,5/L:157,5			
2.5 DTI	99/135	05/03->	CV Joint		F			*		->ch.6V699999; ->ch.6Y999999		GS-3864	A:27/B:26/D:56,5/L:157,5			
VIVARO Platform/Chassis [E7]																
1.9 Di	60/82	08/06->	Drive Shaft	L	F								Tripod Roller Diameter [mm]: 37,1	AW-4765	A:27/D:56,5/L:676	
			Drive Shaft	R	F										AW-4766	A:27/B:39/D:56,5/L:1020
1.9 DTI	74/101	08/06->	CV Joint		F			*					GS-3864	A:27/B:26/D:56,5/L:157,5		
			Drive Shaft	L	F									Tripod Roller Diameter [mm]: 37,1	AW-4765	A:27/D:56,5/L:676
			Drive Shaft	R	F										AW-4766	A:27/B:39/D:56,5/L:1020
2.0 16V	88/120	08/06->	Drive Shaft	L	F								Tripod Roller Diameter [mm]: 37,1	AW-4765	A:27/D:56,5/L:676	
			Drive Shaft	R	F										AW-4766	A:27/B:39/D:56,5/L:1020
2.0 ECOTEC	86/117	08/06->	Drive Shaft	L	F								Tripod Roller Diameter [mm]: 37,1	AW-4765	A:27/D:56,5/L:676	
			Drive Shaft	R	F										AW-4766	A:27/B:39/D:56,5/L:1020
2.5 CDTI	84/114	08/06->	CV Joint		F			*		->ch.6V699999; ->ch.6Y999999		GS-3864	A:27/B:26/D:56,5/L:157,5			
ZAFIRA A [F75]																
1.6 16V	74/101	04/99->06/05	CV Joint		F			*		29			GS-3128	A:33/B:25/D:52/L:170		
			CV Joint		F			*			ch.4200001->		GS-3701	A:33/B:22/D:52/L:153,5		
			CV Joint		F			*				->ch.32999999		GS-3702	A:33/B:25/D:52/L:170	
			Drive Shaft	R	F							ch.4200001->		AW-4645	A:33/B:22/D:52/L:950,5	
1.6 CNG	71/97	09/01->06/05	Drive Shaft	L	F							ch.4200001->	AW-4646	A:33/B:22/D:52/L:595		
			CV Joint		F			*			ch.4200001->		GS-3701	A:33/B:22/D:52/L:153,5		
			CV Joint		F			*				->ch.32999999		GS-3702	A:33/B:25/D:52/L:170	
1.8 16V	85/116	04/99->09/00	Drive Shaft	R	F							ch.4200001->	AW-4645	A:33/B:22/D:52/L:950,5		
			Drive Shaft	L	F									ch.4200001->	AW-4646	A:33/B:22/D:52/L:595
1.8 16V	92/125	09/00->06/05	CV Joint		F			*		29			GS-3128	A:33/B:25/D:52/L:170		
			CV Joint		F			*						GS-3702	A:33/B:25/D:52/L:170	
2.0 DI	63/86	07/99->06/00	CV Joint		F			*		29			GS-3128	A:33/B:25/D:52/L:170		
			CV Joint		F			*						GS-3128	A:33/B:25/D:52/L:170	
2.0 DI 16V	60/82	07/99->06/05	CV Joint		F			*					GS-3702	A:33/B:25/D:52/L:170		
			Drive Shaft	L	F									AW-4647	A:33/B:34/D:52/L:595	
2.0 DTI 16V	74/101	09/00->06/05	CV Joint		F			*		29			GS-3128	A:33/B:25/D:52/L:170		
			CV Joint		F		AT; MT	*						GS-3702	A:33/B:25/D:52/L:170	
			Drive Shaft	L	F		MT							AW-4647	A:33/B:34/D:52/L:595	

	KW/HP		Type	L/R	F/R	AT/MT			ABS			Technical Specification
2.2 16V	108/147	09/00->06/05	CV Joint		F		*				GS-3702	A:33/B:25/D:52/L:170
			Drive Shaft	L	F						AW-4647	A:33/B:34/D:52/L:595
2.2 DTI 16V	92/125	01/02->06/05	CV Joint		F		*				GS-3702	A:33/B:25/D:52/L:170
ZAFIRA B (A05) 												
1.6	85/115	01/08->	Drive Shaft	R	F	MT					AW-5041	A:33/B:22/D:53/L:952
			CV Joint		F		*				GS-3983	A:33/B:22/D:53/L:149,5
1.6	77/105	07/05->	Drive Shaft	L	F						AW-5040	A:33/B:22/D:53/L:590
			Drive Shaft	R	F	MT					AW-5041	A:33/B:22/D:53/L:952
1.6 CNG	69/94	01/06->	CV Joint		F		*				GS-3983	A:33/B:22/D:53/L:149,5
			Drive Shaft	L	F						AW-5040	A:33/B:22/D:53/L:590
1.8	103/140	07/05->	CV Joint		F		*				GS-3984	A:33/B:24/D:53/L:157
1.9 CDTI	110/150	07/05->	CV Joint		F		*		engine Z19DTH		GS-3901	A:30/B:26/D:53,8/L:160
1.9 CDTI	74/100	07/05->	CV Joint		F		*		engine Z19DT		GS-3987	A:33/B:26/D:52,5/L:159,5
1.9 CDTI	88/120	07/05->	CV Joint		F		*		engine Z19DT		GS-3901	A:30/B:26/D:53,8/L:160
2.0	177/241	01/06->	CV Joint		F		*				GS-3987	A:33/B:26/D:52,5/L:159,5
2.0	147/200	07/05->	CV Joint		F		*		engine Z20LER		GS-3987	A:33/B:26/D:52,5/L:159,5
2.2	110/150	07/05->	CV Joint		F		*				GS-3984	A:33/B:24/D:53/L:157













PEUGEOT









1007 (KM_)









			CV Joint				*		ch.11081->		GS-3891	A:21/B:22/D:48/L:140,5
1.4 16V	65/88	10/05->	Drive Shaft	R	F				->04/07		AW-4791	A:21/B:22/D:48/L:841
			Drive Shaft	R	F				->04/07		AW-4799	A:21/B:22/D:48/L:843
			Drive Shaft	L	F				->04/07		AW-4800	A:21/B:22/D:48/L:642
			Drive Shaft	R	F				->04/07		AW-4791	A:21/B:22/D:48/L:841
1.6 16V	80/109	04/05->	Drive Shaft	R	F				->04/07		AW-4799	A:21/B:22/D:48/L:843
			Drive Shaft	L	F				->04/07		AW-4800	A:21/B:22/D:48/L:642












106 I (1A, 1C)









1.0	33/45	09/91->04/96	Drive Shaft	R	F						AW-4300	A:21/B:22/D:49/L:798
			Drive Shaft	L	F						AW-4301	A:21/B:22/D:50/L:619
1.0	37/50	09/91->04/96	Drive Shaft	R	F						AW-4300	A:21/B:22/D:49/L:798
			Drive Shaft	L	F						AW-4301	A:21/B:22/D:50/L:619
			Drive Shaft	R	F				RH3		AW-4300	A:21/B:22/D:49/L:798
1.1	44/60	09/91->04/96	Drive Shaft	L	F				RH3		AW-4301	A:21/B:22/D:50/L:619
			Drive Shaft	L	F				- ABS; RH4		AW-4306	A:21/B:22/D:58,5/L:614
1.4	55/75	09/91->04/96	Drive Shaft	L	F				- ABS		AW-4306	A:21/B:22/D:58,5/L:614
1.4 D	37/50	09/92->04/96	Drive Shaft	L	F				- ABS		AW-4306	A:21/B:22/D:58,5/L:614

	KW/HP		Type	L/R	F/R	AT/MT			ABS			Technical Specification
1.5 D	40/54	06/94->04/96	Drive Shaft	L	F				- ABS		AW-4306	A:21/B:22/D:58,5/L:614
1.5 D	43/58	06/94->04/96	Drive Shaft	L	F				- ABS		AW-4306	A:21/B:22/D:58,5/L:614
106 II (1) 												
1.0 i	37/50	01/97->	Drive Shaft	R	F	MT			48 01/99->		AW-4558	A:21/B:22/D:58,5/L:807
1.0 i	33/45	05/96->	Drive Shaft	R	F	MT			48 01/99->		AW-4558	A:21/B:22/D:58,5/L:807
1.1 i	40/54	01/97->	Drive Shaft	L	F				48		AW-4557	A:21/B:22/D:58,5/L:624
			Drive Shaft	R	F	MT			48 01/99->		AW-4558	A:21/B:22/D:58,5/L:807
1.1 i	44/60	05/96->	Drive Shaft	L	F				48		AW-4557	A:21/B:22/D:58,5/L:624
			Drive Shaft	R	F	MT			48 01/99->; engine TU1JP		AW-4558	A:21/B:22/D:58,5/L:807
1.4 i	55/75	05/96->	Drive Shaft	R	F	MT			48 01/99->		AW-4558	A:21/B:22/D:58,5/L:807
1.5 D	42/57	04/98->	Drive Shaft	L	F				48		AW-4557	A:21/B:22/D:58,5/L:624
			Drive Shaft	R	F	MT			48		AW-4558	A:21/B:22/D:58,5/L:807
1.5 D	40/55	05/96->	Drive Shaft	L	F				48		AW-4557	A:21/B:22/D:58,5/L:624
			Drive Shaft	R	F	MT			48 01/99->		AW-4558	A:21/B:22/D:58,5/L:807
107 												
1.0	50/68	06/05->	CV Joint	L; R	F			*	--05/14		GS-4014	A:24/B:19/D:49,5/L:137
205 Box 												
1.7 Diesel	44/60	03/94->	Drive Shaft	L	F						AW-4312	A:21/B:24/D:56,4/L:567
205 I (741A/C) 												
1.6	53/72	03/87->10/87	Drive Shaft	L	F						AW-4312	A:21/B:24/D:56,4/L:567
1.6	55/75	08/86->10/87	Drive Shaft	L	F						AW-4312	A:21/B:24/D:56,4/L:567
1.7 Diesel	44/60	08/83->10/87	Drive Shaft	L	F						AW-4312	A:21/B:24/D:56,4/L:567
1.9 GTI	75/102	03/87->10/87	CV Joint		F			*			GS-3205	A:25/B:23/D:54,8/L:134,5
			CV Joint	L; R	F	MT			48 ABS ring Ø 99 mm		GS-3217	A:25/B:34/D:55,7/L:134
1.9 GTI	94/128	10/86->10/87	CV Joint		F			*			GS-3205	A:25/B:23/D:54,8/L:134,5
			CV Joint	L; R	F	MT			48 ABS ring Ø 99 mm		GS-3217	A:25/B:34/D:55,7/L:134
205 I Convertible (741B, 20D) 												
1.6 CJ	65/88	08/92->12/94	Drive Shaft	L	F						AW-4312	A:21/B:24/D:56,4/L:567
1.6 CTI	76/103	04/86->10/90	Drive Shaft	L	F						AW-4312	A:21/B:24/D:56,4/L:567
1.9 CTI	75/102	10/87->12/94	CV Joint		F			*			GS-3205	A:25/B:23/D:54,8/L:134,5
205 II (20A/C) 												
1.4	62/84	06/87->12/89	Drive Shaft	R	F						AW-4321	A:21/B:22/D:56,4/L:832,5
1.4	55/75	07/88->09/98	Drive Shaft	R	F						AW-4321	A:21/B:22/D:56,4/L:832,5
1.4	49/67	10/87->10/90	Drive Shaft	R	F						AW-4321	A:21/B:22/D:56,4/L:832,5
1.4 CAT	44/60	08/87->09/93	Drive Shaft	R	F						AW-4321	A:21/B:22/D:56,4/L:832,5
1.6	53/72	10/87->09/98	Drive Shaft	L	F				- ABS		AW-4312	A:21/B:24/D:56,4/L:567
1.6	55/75	10/87->09/98	Drive Shaft	L	F				- ABS		AW-4312	A:21/B:24/D:56,4/L:567
1.6 Aut.	65/88	05/90->09/98	Drive Shaft	L	F				- ABS		AW-4312	A:21/B:24/D:56,4/L:567
1.7 Diesel	44/60	07/87->09/98	Drive Shaft	L	F						AW-4312	A:21/B:24/D:56,4/L:567
1.9 Diesel	47/64	10/87->09/98	Drive Shaft	L	F				- ABS		AW-4312	A:21/B:24/D:56,4/L:567
1.9 GTI	94/128	10/87->09/98	CV Joint		F			*			GS-3205	A:25/B:23/D:54,8/L:134,5
			CV Joint	L; R	F	MT			48 ABS ring Ø 99 mm; ->12/90		GS-3217	A:25/B:34/D:55,7/L:134

	KW/HP		Type	L/R	F/R	AT/MT			ABS			Technical Specification	
1.9 GTI	75/102	10/87->05/89	CV Joint		F		*		- ABS		GS-3205	A:25/B:23/D:54,8/L:134,5	
			CV Joint	L; R	F	MT	*	48	ABS ring Ø 99 mm		GS-3217	A:25/B:34/D:55,7/L:134	
1.9 GTI	88/120	10/87->10/94	CV Joint		F		*		- ABS		GS-3205	A:25/B:23/D:54,8/L:134,5	
			CV Joint	L; R	F	MT	*	48	ABS ring Ø 99 mm; ->12/90		GS-3217	A:25/B:34/D:55,7/L:134	
1.9 GTI CAT	75/102	10/87->07/94	CV Joint		F		*		- ABS		GS-3205	A:25/B:23/D:54,8/L:134,5	
			CV Joint	L; R	F	MT	*	48	ABS ring Ø 99 mm		GS-3217	A:25/B:34/D:55,7/L:134	
206 CC [2D] 													
1.6 16V	80/109	09/00->	Drive Shaft	R	F				- ABS; trans.type MA		AW-4385	A:25/B:22/D:60/L:880	
			Drive Shaft	L	F				- ABS; trans.type MA		AW-4386	A:25/B:22/D:60/L:601	
			Drive Shaft	R	F				48	+ ABS; trans.type MA		AW-4757	A:25/B:22/D:60/L:880
			Drive Shaft	L	F				48	+ ABS; trans.type MA		AW-4758	A:25/B:22/D:60/L:601
1.6 HDi 110	80/109	04/05->	CV Joint		F		*	48	trans.type BE4R		GS-3778	A:25/B:34/D:58/L:134,5	
2.0 S16	100/136	09/00->	CV Joint		F		*	48	trans.type BE4R		GS-3778	A:25/B:34/D:58/L:134,5	
206 Hatchback [2A/C] 													
1.1 i	44/60	09/98->	CV Joint	L; R	F	MT	*		->02/07; ->orga.#9519; trans.type MA		GS-3714	A:21/B:22/D:48/L:140,5	
			CV Joint	L; R	F	MT	*	48	->02/07; ->orga.#9793; trans.type MA		GS-3715	A:21/B:22/D:48/L:140,5	
			CV Joint					*		- ABS		GS-3716	A:21/B:21/D:48,5/L:140
			CV Joint					*	48	+ ABS		GS-3717	A:21/B:21/D:48,5/L:140
			Drive Shaft	L	F					- ABS; ->11/02; trans.type MA		AW-4624	A:21/B:22/D:48/L:610
			Drive Shaft	L	F				48	+ ABS; trans.type MA		AW-4656	A:21/B:22/D:48/L:610
1.4 16V	65/88	10/03->	Drive Shaft	R	F				+ ABS; ->08/03; trans.type MA		AW-4657	A:21/B:22/D:48/L:886	
			CV Joint	L; R	F	MT	*		->02/08; ->orga.#9695; trans.type MA		GS-3714	A:21/B:22/D:48/L:140,5	
			CV Joint	L; R	F	MT	*	48	->02/08; ->orga.#9695; trans.type MA		GS-3715	A:21/B:22/D:48/L:140,5	
			CV Joint					*		- ABS		GS-3716	A:21/B:21/D:48,5/L:140
			CV Joint					*	48	+ ABS		GS-3717	A:21/B:21/D:48,5/L:140
			Drive Shaft	L	F				48	+ ABS; trans.type MA		AW-4656	A:21/B:22/D:48/L:610
1.4 HDi eco 70	50/68	09/01->	CV Joint	L; R	F	MT	*		->04/09; trans.type MA		GS-3714	A:21/B:22/D:48/L:140,5	
			CV Joint	L; R	F	MT	*	48	->04/09; trans.type MA		GS-3715	A:21/B:22/D:48/L:140,5	
			Drive Shaft	L	F				48	+ ABS; 02/04->; trans.type MA		AW-4656	A:21/B:22/D:48/L:610
			Drive Shaft	R	F				48	+ ABS; ->01/04; trans.type MA		AW-4657	A:21/B:22/D:48/L:886
			Drive Shaft	L	F					- ABS; trans.type MA		AW-4659	A:21/B:22/D:48/L:604,5
			Drive Shaft	L	F				48	+ ABS; ->01/04; trans.type MA		AW-4660	A:21/B:22/D:48/L:604,5
1.4 i	55/75	09/98->	CV Joint		F		*		trans.type AL4		GS-3708	A:22/B:21/D:51/D2:75/L:133,5	
			CV Joint	L; R	F	MT	*		->12/12; ->orga.#9519; trans.type MA		GS-3714	A:21/B:22/D:48/L:140,5	
			CV Joint	L; R	F	MT	*	48	->12/12; ->orga.#9793; trans.type MA		GS-3715	A:21/B:22/D:48/L:140,5	
			CV Joint					*		- ABS		GS-3716	A:21/B:21/D:48,5/L:140
			CV Joint					*	48	+ ABS		GS-3717	A:21/B:21/D:48,5/L:140
			CV Joint					*	48	trans.type AT		GS-3718	A:21/B:34/D:48,5/L:141,5
1.6 16V	80/109	12/00->	Drive Shaft	L	F				- ABS; ->11/02; trans.type MA		AW-4624	A:21/B:22/D:48/L:610	
			Drive Shaft	L	F				48	+ ABS; trans.type MA		AW-4656	A:21/B:22/D:48/L:610
			Drive Shaft	R	F				48	+ ABS; ->08/03; trans.type MA		AW-4657	A:21/B:22/D:48/L:886
			Drive Shaft	R	F					- ABS; trans.type MA		AW-4385	A:25/B:22/D:60/L:880
			Drive Shaft	L	F					- ABS; trans.type MA		AW-4386	A:25/B:22/D:60/L:601
			Drive Shaft	R	F				48	+ ABS; trans.type MA		AW-4757	A:25/B:22/D:60/L:880
1.6 HDi 110	80/109	05/04->	Drive Shaft	L	F				- ABS; trans.type MA		AW-4758	A:25/B:22/D:60/L:601	
			CV Joint		F		*	48	trans.type BE4R		GS-3778	A:25/B:34/D:58/L:134,5	

	KW/HP		Type	L/R	F/R	AT/MT			ABS			Technical Specification
1.6 i	65/89	09/98->12/00	CV Joint	L; R	F	MT	*			trans.type MA	GS-3714	A:21/B:22/D:48/L:140,5
			CV Joint	L; R	F	MT	*	48		trans.type MA	GS-3715	A:21/B:22/D:48/L:140,5
			CV Joint				*	48		trans.type AT	GS-3718	A:21/B:34/D:48,5/L:141,5
			Drive Shaft	R	F			48		+ ABS; trans.type MA	AW-4657	A:21/B:22/D:48/L:886
			Drive Shaft	L	F					- ABS; trans.type MA	AW-4659	A:21/B:22/D:48/L:604,5
			Drive Shaft	L	F			48		+ ABS; trans.type MA	AW-4660	A:21/B:22/D:48/L:604,5
1.9 D	51/69	09/98->11/01	CV Joint				*	48	trans.type 5MT	GS-3718	A:21/B:34/D:48,5/L:141,5	
2.0 HDI 90	66/90	12/99->	CV Joint		F		*	48	trans.type BE4R	GS-3778	A:25/B:34/D:58/L:134,5	
2.0 RC	130/177	07/03->	CV Joint		F		*	48	trans.type BE4R	GS-3778	A:25/B:34/D:58/L:134,5	
2.0 S16	99/135	04/99->10/00	CV Joint		F		*	48	trans.type BE4R	GS-3778	A:25/B:34/D:58/L:134,5	
2.0 S16	100/136	06/99->	CV Joint		F		*	48	trans.type BE4R	GS-3778	A:25/B:34/D:58/L:134,5	
206 Saloon 												
1.4	55/75	03/07->	CV Joint	L; R	F	MT	*			->12/12; ->orga.#9519; trans.type MA	GS-3714	A:21/B:22/D:48/L:140,5
			CV Joint	L; R	F	MT	*	48		->12/12; ->orga.#9793; trans.type MA	GS-3715	A:21/B:22/D:48/L:140,5
			CV Joint				*	48		trans.type AT	GS-3718	A:21/B:34/D:48,5/L:141,5
206 SW (2E/K) 												
1.1	44/60	07/02->	CV Joint	L; R	F	MT	*			->02/07; ->orga.#9519; trans.type MA	GS-3714	A:21/B:22/D:48/L:140,5
			CV Joint	L; R	F	MT	*	48		->02/07; ->orga.#9793; trans.type MA	GS-3715	A:21/B:22/D:48/L:140,5
			CV Joint				*			- ABS; 12/02->	GS-3716	A:21/B:21/D:48,5/L:140
			CV Joint				*	48		+ ABS; 12/02->	GS-3717	A:21/B:21/D:48,5/L:140
			Drive Shaft	L	F					- ABS; ->11/02; trans.type MA	AW-4624	A:21/B:22/D:48/L:610
			Drive Shaft	L	F			48		+ ABS; trans.type MA	AW-4656	A:21/B:22/D:48/L:610
1.4	55/75	07/02->	Drive Shaft	R	F			48		+ ABS; ->08/03; trans.type MA	AW-4657	A:21/B:22/D:48/L:886
			CV Joint	L; R	F	MT	*			->02/07; ->orga.#9519; trans.type MA	GS-3714	A:21/B:22/D:48/L:140,5
			CV Joint	L; R	F	MT	*	48		->02/07; ->orga.#9793; trans.type MA	GS-3715	A:21/B:22/D:48/L:140,5
			CV Joint				*			- ABS; 12/02->	GS-3716	A:21/B:21/D:48,5/L:140
			CV Joint				*	48		+ ABS; 12/02->	GS-3717	A:21/B:21/D:48,5/L:140
			CV Joint				*	48		trans.type AT	GS-3718	A:21/B:34/D:48,5/L:141,5
1.4 16V	65/88	10/03->	Drive Shaft	L	F				- ABS; ->11/02; trans.type MA	AW-4624	A:21/B:22/D:48/L:610	
			Drive Shaft	L	F			48		+ ABS; trans.type MA	AW-4656	A:21/B:22/D:48/L:610
			Drive Shaft	R	F			48		+ ABS; ->08/03; trans.type MA	AW-4657	A:21/B:22/D:48/L:886
			CV Joint	L; R	F	MT	*			->02/07; ->orga.#9695; trans.type MA	GS-3714	A:21/B:22/D:48/L:140,5
			CV Joint	L; R	F	MT	*	48		->02/07; ->orga.#9695; trans.type MA	GS-3715	A:21/B:22/D:48/L:140,5
			CV Joint				*			- ABS	GS-3716	A:21/B:21/D:48,5/L:140
1.4 HDi	50/68	07/02->	CV Joint				*	48		+ ABS	GS-3717	A:21/B:21/D:48,5/L:140
			Drive Shaft	L	F			48		+ ABS; engine ET3J4; trans.type MA	AW-4656	A:21/B:22/D:48/L:610
			CV Joint	L; R	F	MT	*			->02/07; trans.type MA	GS-3714	A:21/B:22/D:48/L:140,5
			CV Joint	L; R	F	MT	*	48		->02/07; trans.type MA	GS-3715	A:21/B:22/D:48/L:140,5
			Drive Shaft	L	F			48		+ ABS; 02/04->; trans.type MA	AW-4656	A:21/B:22/D:48/L:610
			Drive Shaft	R	F			48		+ ABS; ->01/04; trans.type MA	AW-4657	A:21/B:22/D:48/L:886
1.6 16V	80/109	07/02->	Drive Shaft	L	F				- ABS; trans.type MA	AW-4659	A:21/B:22/D:48/L:604,5	
			Drive Shaft	L	F			48		+ ABS; ->01/04; trans.type MA	AW-4660	A:21/B:22/D:48/L:604,5
			Drive Shaft	R	F					- ABS; trans.type MA	AW-4385	A:25/B:22/D:60/L:880
			Drive Shaft	L	F					- ABS; trans.type MA	AW-4386	A:25/B:22/D:60/L:601
			Drive Shaft	R	F			48		+ ABS; trans.type MA	AW-4757	A:25/B:22/D:60/L:880
			Drive Shaft	L	F			48		+ ABS; trans.type MA	AW-4758	A:25/B:22/D:60/L:601

	kW/HP		Type	L/R	F/R	AT/MT			ABS			Technical Specification
1.6 HDi 110	80/109	05/04->	CV Joint		F		*		48	trans.type BE4R	GS-3778	A:25/B:34/D:58/L:134,5
2.0 16V	100/136	07/02->	CV Joint		F		*		48	trans.type BE4R	GS-3778	A:25/B:34/D:58/L:134,5
2.0 HDi	66/90	07/02->	CV Joint		F		*		48	trans.type BE4R	GS-3778	A:25/B:34/D:58/L:134,5
207 [WA_, WC_] 												
1.4	53/72	02/06->	CV Joint	R	F		*				GS-3871	A:25/B:22/D:60/L:134
			CV Joint				*				GS-3891	A:21/B:22/D:48/L:140,5
1.4	54/73	12/07->	CV Joint				*				GS-3891	A:21/B:22/D:48/L:140,5
1.4 16V	65/88	02/06->	CV Joint	R	F		*			trans.type MA	GS-3871	A:25/B:22/D:60/L:134
			CV Joint				*				GS-3891	A:21/B:22/D:48/L:140,5
1.4 16V	70/95	06/07->	CV Joint	R	F		*			engine EP3	GS-3871	A:25/B:22/D:60/L:134
			CV Joint				*				GS-3891	A:21/B:22/D:48/L:140,5
1.4 HDi	50/68	02/06->	CV Joint	R	F		*			engine DV4TD	GS-3871	A:25/B:22/D:60/L:134
			CV Joint				*		29		GS-3873	A:25/B:22/D:60/L:134
1.6 16V	80/109	02/06->	CV Joint	R	F		*			trans.type AL4; trans.type MA	GS-3871	A:25/B:22/D:60/L:134
			CV Joint				*		29		GS-3873	A:25/B:22/D:60/L:134
1.6 16V RC	128/174	02/07->	CV Joint		F		*		48	engine EP6DTS; trans.type BE4R	GS-3989	A:25/B:34/D:58,5/L:134
1.6 16V Turbo	110/150	02/06->	CV Joint		F		*		48	engine EP6DT; trans.type BE4R	GS-3989	A:25/B:34/D:58,5/L:134
1.6 16V VTi	88/120	02/07->	CV Joint	R	F		*			engine EP6C; trans.type AL4; trans.type MA	GS-3871	A:25/B:22/D:60/L:134
			CV Joint				*		29		GS-3873	A:25/B:22/D:60/L:134
1.6 HDi	66/90	02/06->	CV Joint		F		*		48	trans.type BE4R	GS-3989	A:25/B:34/D:58,5/L:134
1.6 HDi	80/109	02/06->	CV Joint		F		*		48	engine DV6TED4; trans.type BE4R	GS-3989	A:25/B:34/D:58,5/L:134
207 CC [WD_] 												
1.6 16V	88/120	02/07->	CV Joint	R	F		*			engine EP6C; trans.type AL4; trans.type MA	GS-3871	A:25/B:22/D:60/L:134
1.6 16V Turbo	110/150	02/07->	CV Joint		F		*		48	engine EP6DT; trans.type BE4R	GS-3989	A:25/B:34/D:58,5/L:134
1.6 16V Turbo	115/156	10/09->	CV Joint		F		*		48	engine EP6DT; trans.type BE4R	GS-3989	A:25/B:34/D:58,5/L:134
1.6 HDi	80/109	02/07->	CV Joint		F		*		48	engine DV6TED4; trans.type BE4R	GS-3989	A:25/B:34/D:58,5/L:134
207 Saloon 												
1.4	54/73	12/07->	CV Joint				*			ver. Differenziale 77	GS-3891	A:21/B:22/D:48/L:140,5
207 SW [WK_] 												
1.4	54/74	06/07->	CV Joint	R	F		*				GS-3871	A:25/B:22/D:60/L:134
			CV Joint				*			ver. Differenziale 77	GS-3891	A:21/B:22/D:48/L:140,5
1.4 16V	70/95	06/07->	CV Joint	R	F		*			engine ET3J4; trans.type MA	GS-3871	A:25/B:22/D:60/L:134
			CV Joint				*				GS-3891	A:21/B:22/D:48/L:140,5
1.6 16V	88/120	06/07->	CV Joint	R	F		*			engine EP6C; trans.type AL4; trans.type MA	GS-3871	A:25/B:22/D:60/L:134
1.6 16V RC	128/174	02/07->	CV Joint		F		*		48	engine EP6DTS; trans.type BE4R	GS-3989	A:25/B:34/D:58,5/L:134
1.6 HDi	66/90	06/07->	CV Joint		F		*		48	engine DV6ATED4; trans.type BE4R	GS-3989	A:25/B:34/D:58,5/L:134
1.6 HDi	80/109	06/07->	CV Joint		F		*		48	engine DV6TED4; trans.type BE4R	GS-3989	A:25/B:34/D:58,5/L:134
208 												
1.0	50/68	03/12->	CV Joint				*			->ch.12893	GS-3891	A:21/B:22/D:48/L:140,5
1.2	60/82	03/12->	CV Joint				*			->ch.12893	GS-3891	A:21/B:22/D:48/L:140,5
1.4 HDi	50/68	03/12->	CV Joint				*			->ch.12893	GS-3891	A:21/B:22/D:48/L:140,5
1.4 VTi	70/95	03/12->	CV Joint				*			->ch.12893	GS-3891	A:21/B:22/D:48/L:140,5
1.6	88/120	03/12->	CV Joint				*			->ch.12893	GS-3891	A:21/B:22/D:48/L:140,5

			Type	L/R	F/R	AT/MT			ABS			Technical Specification	
1.6 HDi	68/92	03/12->	CV Joint			6MT	*				GS-4034	A:28/B:39/D:58,6/L:156	
306 [7B, N3, N5] 													
1.1	44/60	06/94->05/01	CV Joint				*		48		GS-3216	A:25/B:23/D:54,8/L:134,5	
			Drive Shaft	L	F				29		AW-4371	A:25/B:22/D:54,5/L:605	
			Drive Shaft	L	F						- ABS	AW-4381	A:21/B:22/D:56,4/L:614
			Drive Shaft	R	F						- ABS	AW-4382	A:21/B:22/D:56,4/L:877,5
1.4 SL	55/75	06/94->05/01	CV Joint				*		48		GS-3216	A:25/B:23/D:54,8/L:134,5	
			Drive Shaft	L	F				29		AW-4371	A:25/B:22/D:54,5/L:605	
			Drive Shaft	L	F						- ABS	AW-4381	A:21/B:22/D:56,4/L:614
			Drive Shaft	R	F						- ABS	AW-4382	A:21/B:22/D:56,4/L:877,5
1.6 SR	65/89	06/94->10/00	CV Joint			MT	*		48	+ ABS; brake sys. ABS: Bendix	GS-3216	A:25/B:23/D:54,8/L:134,5	
			Drive Shaft	R	F						- ABS	AW-4363	A:25/B:24/D:54,8/L:880
			Drive Shaft	L	F						- ABS	AW-4364	A:25/B:24/D:60/L:608
			Drive Shaft	R	F						- ABS	AW-4368	A:25/B:24/D:55,7/L:881
1.8 16V	81/110	03/97->05/01	CV Joint				*		29	+ ABS; --12/94; brake sys. ABS: Bosch	GS-3213	A:25/B:23/D:54,8/L:134,5	
			Drive Shaft	L	F						- ABS	AW-4364	A:25/B:24/D:60/L:608
			Drive Shaft	R	F						- ABS	AW-4368	A:25/B:24/D:55,7/L:881
			Drive Shaft	L	F						- ABS	AW-4366	A:25/B:24/D:55,7/L:881
1.8 ST	74/101	06/94->05/01	CV Joint	L; R	F	AT; MT	*		48	ABS ring Ø 99 mm	GS-3217	A:25/B:34/D:55,7/L:134	
			Drive Shaft	R	F						- ABS	AW-4363	A:25/B:24/D:54,8/L:880
			Drive Shaft	L	F						- ABS	AW-4364	A:25/B:24/D:60/L:608
			Drive Shaft	R	F						- ABS	AW-4368	A:25/B:24/D:55,7/L:881
1.9 D	55/75	03/98->05/01	CV Joint	L; R	F	AT; MT	*		48	ABS ring Ø 99 mm; --04/99	GS-3217	A:25/B:34/D:55,7/L:134	
			Drive Shaft	R	F						- ABS	AW-4363	A:25/B:24/D:54,8/L:880
			Drive Shaft	L	F						- ABS	AW-4364	A:25/B:24/D:60/L:608
			Drive Shaft	R	F						- ABS	AW-4368	A:25/B:24/D:55,7/L:881
1.9 D	51/69	09/98->05/01	CV Joint				*		29	+ ABS	GS-3213	A:25/B:23/D:54,8/L:134,5	
			Drive Shaft	L	F						- ABS	AW-4364	A:25/B:24/D:60/L:608
			Drive Shaft	R	F						- ABS	AW-4368	A:25/B:24/D:55,7/L:881
			Drive Shaft	L	F						- ABS	AW-4366	A:25/B:24/D:55,7/L:881
1.9 SLD	47/64	06/94->05/01	CV Joint				*		29	+ ABS; --12/94; brake sys. ABS: Bosch	GS-3213	A:25/B:23/D:54,8/L:134,5	
			CV Joint	L; R	F	AT; MT	*		48	ABS ring Ø 99 mm	GS-3217	A:25/B:34/D:55,7/L:134	
			Drive Shaft	R	F						- ABS	AW-4363	A:25/B:24/D:54,8/L:880
			Drive Shaft	L	F						- ABS	AW-4364	A:25/B:24/D:60/L:608
1.9 SLD	50/68	06/94->05/01	Drive Shaft	R	F				29	+ ABS	AW-4368	A:25/B:24/D:55,7/L:881	
			CV Joint				*		29	+ ABS; --12/94; brake sys. ABS: Bosch	GS-3213	A:25/B:23/D:54,8/L:134,5	
			CV Joint	L; R	F	AT; MT	*		48	ABS ring Ø 99 mm	GS-3217	A:25/B:34/D:55,7/L:134	
			Drive Shaft	R	F						- ABS	AW-4363	A:25/B:24/D:54,8/L:880
1.9 SRDT	66/90	06/94->05/01	Drive Shaft	L	F				29	- ABS	AW-4364	A:25/B:24/D:60/L:608	
			Drive Shaft	R	F						- ABS	AW-4368	A:25/B:24/D:55,7/L:881
			CV Joint				*		29	+ ABS; --12/94; brake sys. ABS: Bosch	GS-3213	A:25/B:23/D:54,8/L:134,5	
			CV Joint	L; R	F	MT	*		48	ABS ring Ø 99 mm	GS-3217	A:25/B:34/D:55,7/L:134	
2.0	97/132	03/97->05/01	Drive Shaft	R	F				29	+ ABS	AW-4368	A:25/B:24/D:55,7/L:881	
			Drive Shaft	L	F						- ABS	AW-4369	A:25/B:24/D:55,7/L:603,5
			Drive Shaft	L	F						- ABS	AW-4366	A:25/B:24/D:55,7/L:603,5
2.0 HDI 90	66/90	06/99->05/01	Drive Shaft	R	F				29		AW-4368	A:25/B:24/D:55,7/L:881	
			Drive Shaft	L	F						- ABS	AW-4369	A:25/B:24/D:55,7/L:603,5

														Technical Specification	
	kw/HP		Type	L/R	F/R	AT/MT		ABS							
2.0 S16	112/152	06/94->05/01	CV Joint				*	29	+ ABS; ->12/94; brake sys. ABS: Bosch		GS-3213	A:25/B:23/D:54,8/L:134,5			
			CV Joint	L; R	F	AT; MT	*	48	ABS ring Ø 99 mm		GS-3217	A:25/B:34/D:55,7/L:134			
			Drive Shaft	R	F				29	+ ABS		AW-4368	A:25/B:24/D:55,7/L:881		
			Drive Shaft	L	F				29			AW-4369	A:25/B:24/D:55,7/L:603,5		
2.0 S16	110/150	06/94->05/01	CV Joint	L; R	F	AT; MT	*	48	ABS ring Ø 99 mm		GS-3217	A:25/B:34/D:55,7/L:134			
			Drive Shaft	R	F				29	+ ABS		AW-4368	A:25/B:24/D:55,7/L:881		
			Drive Shaft	L	F				29			AW-4369	A:25/B:24/D:55,7/L:603,5		
2.0 ST	89/121	07/94->05/01	CV Joint				*		- ABS		GS-3205	A:25/B:23/D:54,8/L:134,5			
			CV Joint				*	29	+ ABS; ->12/94; brake sys. ABS: Bosch		GS-3213	A:25/B:23/D:54,8/L:134,5			
			CV Joint	L; R	F	AT; MT	*	48	ABS ring Ø 99 mm		GS-3217	A:25/B:34/D:55,7/L:134			
			Drive Shaft	R	F					- ABS		AW-4365	A:25/B:24/D:54,8/L:880		
			Drive Shaft	L	F					- ABS		AW-4366	A:25/B:24/D:54,8/L:609		
			Drive Shaft	R	F				29	+ ABS		AW-4368	A:25/B:24/D:55,7/L:881		
306 Break (7E, N3, N5) 															
1.4	55/75	03/97->04/02	CV Joint				*	48			GS-3216	A:25/B:23/D:54,8/L:134,5			
			Drive Shaft	L	F				29		AW-4371	A:25/B:22/D:54,5/L:605			
			Drive Shaft	L	F					- ABS		AW-4381	A:21/B:22/D:56,4/L:614		
			Drive Shaft	R	F					- ABS		AW-4382	A:21/B:22/D:56,4/L:877,5		
1.6	65/89	03/97->10/00	CV Joint				*	48	+ ABS		GS-3216	A:25/B:23/D:54,8/L:134,5			
1.8	74/101	03/97->04/02	CV Joint	L; R	F	AT; MT	*	48	ABS ring Ø 99 mm; ->04/99		GS-3217	A:25/B:34/D:55,7/L:134			
			Drive Shaft	R	F					- ABS		AW-4363	A:25/B:24/D:54,8/L:880		
			Drive Shaft	L	F					- ABS		AW-4364	A:25/B:24/D:60/L:608		
			Drive Shaft	R	F				29	+ ABS		AW-4368	A:25/B:24/D:55,7/L:881		
1.8 16V	81/110	03/97->04/02	Drive Shaft	R	F				- ABS		AW-4363	A:25/B:24/D:54,8/L:880			
			Drive Shaft	L	F					- ABS		AW-4364	A:25/B:24/D:60/L:608		
			Drive Shaft	R	F				29	+ ABS		AW-4368	A:25/B:24/D:55,7/L:881		
1.9 D	50/68	03/97->04/02	CV Joint	L; R	F	AT; MT	*	48	ABS ring Ø 99 mm; ->05/99		GS-3217	A:25/B:34/D:55,7/L:134			
			Drive Shaft	R	F					- ABS		AW-4363	A:25/B:24/D:54,8/L:880		
			Drive Shaft	L	F					- ABS		AW-4364	A:25/B:24/D:60/L:608		
			Drive Shaft	R	F				29	+ ABS		AW-4368	A:25/B:24/D:55,7/L:881		
1.9 D	55/75	03/98->04/02	CV Joint	L; R	F	AT; MT	*	48	ABS ring Ø 99 mm; ->04/99		GS-3217	A:25/B:34/D:55,7/L:134			
			Drive Shaft	R	F					- ABS		AW-4363	A:25/B:24/D:54,8/L:880		
			Drive Shaft	L	F					- ABS		AW-4364	A:25/B:24/D:60/L:608		
			Drive Shaft	R	F				29	+ ABS		AW-4368	A:25/B:24/D:55,7/L:881		
1.9 D	51/69	09/98->04/02	CV Joint	L; R	F	AT; MT	*	48	ABS ring Ø 99 mm; 05/99->		GS-3217	A:25/B:34/D:55,7/L:134			
			Drive Shaft	R	F					- ABS		AW-4363	A:25/B:24/D:54,8/L:880		
			Drive Shaft	L	F					- ABS		AW-4364	A:25/B:24/D:60/L:608		
			Drive Shaft	R	F				29	+ ABS		AW-4368	A:25/B:24/D:55,7/L:881		
1.9 TD	66/90	02/97->04/02	CV Joint				*	29	+ ABS; brake sys. ABS: bosch		GS-3213	A:25/B:23/D:54,8/L:134,5			
			CV Joint	L; R	F	MT	*	48	ABS ring Ø 99 mm		GS-3217	A:25/B:34/D:55,7/L:134			
			Drive Shaft	R	F				29	+ ABS		AW-4368	A:25/B:24/D:55,7/L:881		
			Drive Shaft	L	F				29			AW-4369	A:25/B:24/D:55,7/L:603,5		
2.0	97/132	03/97->04/02	Drive Shaft	R	F				+ ABS		AW-4368	A:25/B:24/D:55,7/L:881			
			Drive Shaft	L	F				29			AW-4369	A:25/B:24/D:55,7/L:603,5		
2.0 HDI 90	66/90	06/99->04/02	Drive Shaft	R	F						AW-4368	A:25/B:24/D:55,7/L:881			
			Drive Shaft	L	F				29			AW-4369	A:25/B:24/D:55,7/L:603,5		



KW/HP



Type

L/R F/R

AT/MT



ABS



Technical Specification

306 Convertible [7D, N3, N5]

1.6	65/89	04/96->10/00	CV Joint			MT	*	48	+ ABS; trans.type MAR	GS-3216	A:25/B:23/D:54,8/L:134,5
			CV Joint	L; R	F	AT; MT	*	48	ABS ring Ø 99 mm	GS-3217	A:25/B:34/D:55,7/L:134
1.8	74/101	03/94->04/02	Drive Shaft		R	F			- ABS	AW-4363	A:25/B:24/D:54,8/L:880
			Drive Shaft	L	F					- ABS	AW-4364
1.8 16V	81/110	07/00->04/02	Drive Shaft		R	F		29	+ ABS	AW-4368	A:25/B:24/D:55,7/L:881
			Drive Shaft	R	F					- ABS	AW-4363
2.0	89/121	03/94->04/02	Drive Shaft		L	F			- ABS	AW-4364	A:25/B:24/D:60/L:608
			Drive Shaft	R	F					- ABS	AW-4366
2.0 16V	97/132	03/97->04/02	Drive Shaft		R	F		29	+ ABS	AW-4368	A:25/B:24/D:55,7/L:881
			Drive Shaft	L	F					- ABS	AW-4369

306 Hatchback [7A, 7C, N3, N5]

1.1	44/60	05/93->05/01	CV Joint				*	48		GS-3216	A:25/B:23/D:54,8/L:134,5	
			Drive Shaft	L	F					- ABS	AW-4371	A:25/B:22/D:54,5/L:605
1.4	55/75	05/93->05/01	Drive Shaft		L	F			- ABS	AW-4381	A:21/B:22/D:56,4/L:614	
			Drive Shaft	R	F					- ABS	AW-4382	A:21/B:22/D:56,4/L:877,5
1.6	65/89	05/93->10/00	CV Joint			MT	*	48	+ ABS; brake sys. ABS: Bendix	GS-3216	A:25/B:23/D:54,8/L:134,5	
			CV Joint				*	29	+ ABS; ->12/94; brake sys. ABS: Bosch	GS-3213	A:25/B:23/D:54,8/L:134,5	
1.8	74/101	05/93->05/01	CV Joint		L; R	F	AT; MT	*	48	ABS ring Ø 99 mm	GS-3217	A:25/B:34/D:55,7/L:134
			Drive Shaft	R	F					- ABS	AW-4363	A:25/B:24/D:54,8/L:880
1.8 16V	81/110	03/97->05/01	Drive Shaft		L	F			- ABS	AW-4364	A:25/B:24/D:60/L:608	
			Drive Shaft	R	F					- ABS	AW-4368	A:25/B:24/D:55,7/L:881
1.8 D	43/58	05/93->05/01	CV Joint				*	29	+ ABS; brake sys. ABS: BOSCH; trans.type BE3	GS-3213	A:25/B:23/D:54,8/L:134,5	
			CV Joint	L; R	F	AT; MT	*	48	ABS ring Ø 99 mm; ->04/99	GS-3217	A:25/B:34/D:55,7/L:134	
1.9 D	55/75	03/98->05/01	Drive Shaft		R	F			- ABS	AW-4363	A:25/B:24/D:54,8/L:880	
			Drive Shaft	L	F					- ABS	AW-4364	A:25/B:24/D:60/L:608
1.9 D	47/64	05/93->05/01	Drive Shaft		R	F		29	+ ABS	AW-4368	A:25/B:24/D:55,7/L:881	
			CV Joint				*	29	+ ABS; ->12/94; brake sys. ABS: Bosch	GS-3213	A:25/B:23/D:54,8/L:134,5	
1.9 D	47/64	05/93->05/01	CV Joint		L; R	F	AT; MT	*	48	ABS ring Ø 99 mm	GS-3217	A:25/B:34/D:55,7/L:134
			Drive Shaft	R	F					- ABS	AW-4363	A:25/B:24/D:54,8/L:880
1.9 D	47/64	05/93->05/01	Drive Shaft		L	F			- ABS	AW-4364	A:25/B:24/D:60/L:608	
			Drive Shaft	R	F					- ABS	AW-4368	A:25/B:24/D:55,7/L:881



kW/HP



Type

L/R

F/R

AT/MT



ABS



Technical Specification

1.9 D	50/68	06/94->05/01	CV Joint				*	29	+ ABS; ->12/94; brake sys. ABS: Bosch	GS-3213	A:25/B:23/D:54,8/L:134,5	
			CV Joint	L; R	F	AT; MT	*	48	ABS ring Ø 99 mm	GS-3217	A:25/B:34/D:55,7/L:134	
			Drive Shaft	R	F					- ABS	AW-4363	A:25/B:24/D:54,8/L:880
			Drive Shaft	L	F					- ABS	AW-4364	A:25/B:24/D:60/L:608
			Drive Shaft	R	F					29 + ABS	AW-4368	A:25/B:24/D:55,7/L:881
1.9 D	51/69	09/98->05/01	Drive Shaft	R	F				- ABS	AW-4363	A:25/B:24/D:54,8/L:880	
			Drive Shaft	L	F					- ABS	AW-4364	A:25/B:24/D:60/L:608
			Drive Shaft	R	F					29 + ABS	AW-4368	A:25/B:24/D:55,7/L:881
1.9 DT	66/90	05/93->05/01	CV Joint				*	29	+ ABS; ->12/94; brake sys. ABS: Bosch	GS-3213	A:25/B:23/D:54,8/L:134,5	
			CV Joint	L; R	F	MT	*	48	ABS ring Ø 99 mm; ->04/99	GS-3217	A:25/B:34/D:55,7/L:134	
			Drive Shaft	R	F					29 + ABS	AW-4368	A:25/B:24/D:55,7/L:881
			Drive Shaft	L	F					29	AW-4369	A:25/B:24/D:55,7/L:603,5
2.0 16V	97/132	03/97->05/01	Drive Shaft	R	F				29 + ABS	AW-4368	A:25/B:24/D:55,7/L:881	
			Drive Shaft	L	F					29	AW-4369	A:25/B:24/D:55,7/L:603,5
2.0 HDI 90	66/90	06/99->05/01	Drive Shaft	R	F				29	AW-4368	A:25/B:24/D:55,7/L:881	
			Drive Shaft	L	F					29	AW-4369	A:25/B:24/D:55,7/L:603,5
2.0 S16	120/163	03/96->05/01	Drive Shaft	R	F				29 + ABS	AW-4368	A:25/B:24/D:55,7/L:881	
			Drive Shaft	L	F					29	AW-4369	A:25/B:24/D:55,7/L:603,5
2.0 S16	112/152	05/93->05/01	CV Joint				*	29	+ ABS; ->12/94; brake sys. ABS: Bosch	GS-3213	A:25/B:23/D:54,8/L:134,5	
			CV Joint	L; R	F	AT; MT	*	48	ABS ring Ø 99 mm	GS-3217	A:25/B:34/D:55,7/L:134	
			Drive Shaft	R	F					29 + ABS	AW-4368	A:25/B:24/D:55,7/L:881
			Drive Shaft	L	F					29	AW-4369	A:25/B:24/D:55,7/L:603,5
2.0 S16	110/150	06/94->05/01	CV Joint	L; R	F	AT; MT	*	48	ABS ring Ø 99 mm	GS-3217	A:25/B:34/D:55,7/L:134	
			Drive Shaft	R	F					29 + ABS	AW-4368	A:25/B:24/D:55,7/L:881
			Drive Shaft	L	F					29	AW-4369	A:25/B:24/D:55,7/L:603,5
2.0 XSi	89/121	05/93->05/01	CV Joint		F			*		- ABS	GS-3205	A:25/B:23/D:54,8/L:134,5
			CV Joint				*	29	+ ABS; ->12/94; brake sys. ABS: Bosch	GS-3213	A:25/B:23/D:54,8/L:134,5	
			CV Joint	L; R	F	AT; MT	*	48	ABS ring Ø 99 mm	GS-3217	A:25/B:34/D:55,7/L:134	
			Drive Shaft	R	F					- ABS	AW-4365	A:25/B:24/D:54,8/L:880
			Drive Shaft	L	F					- ABS	AW-4366	A:25/B:24/D:54,8/L:609
			Drive Shaft	R	F					29 + ABS	AW-4368	A:25/B:24/D:55,7/L:881

307 [3A/C]

1.4	55/75	08/00->	CV Joint		F		*		trans.type MA	GS-3871	A:25/B:22/D:60/L:134	
			CV Joint				*	29		GS-3873	A:25/B:22/D:60/L:134	
			Drive Shaft	R	F					trans.type MA	AW-4770	A:25/B:22/D:59/L:915
			Drive Shaft	L	F					trans.type MA	AW-4771	A:25/B:22/D:58,5/L:633
1.4 16V	65/88	11/03->	CV Joint		F		*		->03/07; trans.type MA	GS-3871	A:25/B:22/D:60/L:134	
			CV Joint				*	29		GS-3873	A:25/B:22/D:60/L:134	
			Drive Shaft	R	F					->03/07; trans.type MA	AW-4770	A:25/B:22/D:59/L:915
			Drive Shaft	L	F					->03/07; trans.type MA	AW-4771	A:25/B:22/D:58,5/L:633
1.4 HDi	50/68	10/01->	CV Joint		F		*		trans.type BE4R	GS-3872	A:25/B:34/D:58/L:145	
			Drive Shaft	R	F					trans.type BE4R	AW-4769	A:25/B:24/D:58/L:925
			Drive Shaft	L	F					trans.type BE4R	AW-4772	A:25/B:24/D:58,5/L:630



KW/HP



Type

L/R

F/R

AT/MT




















ABS




















Technical Specification









1.6 16V	80/109	08/00->	CV Joint	F		*			--03/07; 01/01-->; trans.type MA	GS-3871	A:25/B:22/D:60/L:134	
			CV Joint		F		*		trans.type AL4; trans.type BE4R	GS-3872	A:25/B:34/D:58/L:145	
			CV Joint					*	29		GS-3873	A:25/B:22/D:60/L:134
			Drive Shaft	R	F					trans.type BE4R	AW-4769	A:25/B:24/D:58/L:925
			Drive Shaft	R	F					--03/07; 01/01-->; trans.type MA	AW-4770	A:25/B:22/D:59/L:915
			Drive Shaft	L	F					--03/07; 01/01-->; trans.type MA	AW-4771	A:25/B:22/D:58,5/L:633
1.6 HDi	66/90	04/05->	Drive Shaft	L	F				trans.type BE4R	AW-4772	A:25/B:24/D:58,5/L:630	
			CV Joint		F		*		trans.type BE4R	GS-3872	A:25/B:34/D:58/L:145	
			Drive Shaft	R	F					trans.type BE4R	AW-4769	A:25/B:24/D:58/L:925
1.6 HDi 110	80/109	02/04->	Drive Shaft	L	F				trans.type BE4R	AW-4773	A:25/B:24/D:58/L:625	
			CV Joint		F		*		trans.type BE4R	GS-3872	A:25/B:34/D:58/L:145	
			Drive Shaft	R	F					trans.type BE4R	AW-4769	A:25/B:24/D:58/L:925
2.0 16V	103/140	03/05->	Drive Shaft	L	F				trans.type BE4R	AW-4773	A:25/B:24/D:58/L:625	
			CV Joint		F		*		trans.type AL4; trans.type BE4R	GS-3872	A:25/B:34/D:58/L:145	
			Drive Shaft	R	F					trans.type BE4R	AW-4769	A:25/B:24/D:58/L:925
2.0 16V	130/177	06/05->	Drive Shaft	L	F				trans.type BE4R	AW-4773	A:25/B:24/D:58/L:625	
			CV Joint		F		*		trans.type AL4; trans.type BE4R	GS-3872	A:25/B:34/D:58/L:145	
			Drive Shaft	R	F					trans.type BE4R	AW-4769	A:25/B:24/D:58/L:925
2.0 16V	100/136	08/00->	Drive Shaft	L	F				trans.type BE4R	AW-4773	A:25/B:24/D:58/L:625	
			CV Joint		F		*		--06/05; 01/01-->; trans.type AL4; trans.type BE4R	GS-3872	A:25/B:34/D:58/L:145	
			Drive Shaft	R	F					--06/05; trans.type BE4R	AW-4769	A:25/B:24/D:58/L:925
2.0 HDi 110	79/107	08/00->	Drive Shaft	L	F				trans.type BE4R	AW-4773	A:25/B:24/D:58/L:625	
			CV Joint		F		*		trans.type BE4R	GS-3872	A:25/B:34/D:58/L:145	
			Drive Shaft	R	F					trans.type BE4R	AW-4769	A:25/B:24/D:58/L:925
2.0 HDi 135	100/136	10/03->	CV Joint		F		*		--10/05; trans.type BVM ML6 CL; trans.type ML6C	GS-3982	A:25/B:39/D:59/L:152,5	
			CV Joint		F		*		01/01-->; trans.type BE4R	GS-3872	A:25/B:34/D:58/L:145	
2.0 HDi 90	66/90	08/00->	Drive Shaft	R	F				01/06-->; trans.type BE4R	AW-4769	A:25/B:24/D:58/L:925	
			Drive Shaft	L	F					01/06-->; trans.type BE4R	AW-4773	A:25/B:24/D:58/L:625
307 Break (3E)												
1.4 16V	65/88	11/03->	CV Joint		F		*		--03/07; trans.type MA	GS-3871	A:25/B:22/D:60/L:134	
			CV Joint				*	29		GS-3873	A:25/B:22/D:60/L:134	
			Drive Shaft	R	F					--03/07; trans.type MA	AW-4770	A:25/B:22/D:59/L:915
			Drive Shaft	L	F					--03/07; trans.type MA	AW-4771	A:25/B:22/D:58,5/L:633
1.4 HDi	50/68	03/02->	CV Joint		F		*		trans.type BE4R	GS-3872	A:25/B:34/D:58/L:145	
			Drive Shaft	R	F					trans.type BE4R	AW-4769	A:25/B:24/D:58/L:925
			Drive Shaft	L	F					trans.type BE4R	AW-4772	A:25/B:24/D:58,5/L:630
1.6 16V	80/109	03/02->	CV Joint		F		*		--03/07; trans.type MA	GS-3871	A:25/B:22/D:60/L:134	
			CV Joint		F		*		trans.type AL4; trans.type BE4R	GS-3872	A:25/B:34/D:58/L:145	
			Drive Shaft	R	F					trans.type BE4R	AW-4769	A:25/B:24/D:58/L:925
			Drive Shaft	R	F					--03/07; trans.type MA	AW-4770	A:25/B:22/D:59/L:915
			Drive Shaft	L	F					--03/07; trans.type MA	AW-4771	A:25/B:22/D:58,5/L:633
			Drive Shaft	L	F					trans.type BE4R	AW-4772	A:25/B:24/D:58,5/L:630
1.6 HDi	66/90	04/05->	CV Joint		F		*		trans.type BE4R	GS-3872	A:25/B:34/D:58/L:145	
			Drive Shaft	R	F					trans.type BE4R	AW-4769	A:25/B:24/D:58/L:925
			Drive Shaft	L	F					trans.type BE4R	AW-4773	A:25/B:24/D:58/L:625

	kw/HP		Type	L/R	F/R	AT/MT			ABS			Technical Specification	
1.6 HDi 110	80/109	02/04->	CV Joint		F				*	trans.type BE4R	GS-3872	A:25/B:34/D:58/L:145	
			Drive Shaft	R	F					trans.type BE4R	AW-4769	A:25/B:24/D:58/L:925	
			Drive Shaft	L	F						trans.type BE4R	AW-4773	A:25/B:24/D:58/L:625
2.0	100/136	03/02->	CV Joint		F				*	->06/05; trans.type AL4; trans.type BE4R	GS-3872	A:25/B:34/D:58/L:145	
			Drive Shaft	R	F					->06/05; trans.type BE4R	AW-4769	A:25/B:24/D:58/L:925	
			Drive Shaft	L	F						->06/05; trans.type BE4R	AW-4773	A:25/B:24/D:58/L:625
2.0 16V	103/140	03/05->	CV Joint		F				*	trans.type AL4; trans.type BE4R	GS-3872	A:25/B:34/D:58/L:145	
			Drive Shaft	R	F					trans.type BE4R	AW-4769	A:25/B:24/D:58/L:925	
			Drive Shaft	L	F						trans.type BE4R	AW-4773	A:25/B:24/D:58/L:625
2.0 16V	130/177	06/05->	CV Joint		F				*	trans.type AL4; trans.type BE4R	GS-3872	A:25/B:34/D:58/L:145	
			Drive Shaft	R	F					trans.type BE4R	AW-4769	A:25/B:24/D:58/L:925	
			Drive Shaft	L	F						trans.type BE4R	AW-4773	A:25/B:24/D:58/L:625
2.0 HDi 110	79/107	03/02->	CV Joint		F				*	trans.type BE4R	GS-3872	A:25/B:34/D:58/L:145	
			Drive Shaft	R	F					trans.type BE4R	AW-4769	A:25/B:24/D:58/L:925	
			Drive Shaft	L	F						trans.type BE4R	AW-4773	A:25/B:24/D:58/L:625
2.0 HDi 135	100/136	02/04->	CV Joint		F			*	->10/05; trans.type BVM ML6 CL; trans.type ML6C	GS-3982	A:25/B:39/D:59/L:152,5		
2.0 HDi 90	66/90	03/02->	CV Joint		F				*	trans.type BE4R	GS-3872	A:25/B:34/D:58/L:145	
			Drive Shaft	R	F					01/06->; trans.type BE4R	AW-4769	A:25/B:24/D:58/L:925	
			Drive Shaft	L	F						01/06->; trans.type BE4R	AW-4773	A:25/B:24/D:58/L:625
307 CC (3B) 													
1.6 16V	80/110	02/05->	CV Joint		F				*	->03/07; trans.type MA	GS-3871	A:25/B:22/D:60/L:134	
			CV Joint		F				*	trans.type AL4; trans.type BE4R	GS-3872	A:25/B:34/D:58/L:145	
			CV Joint		F					*	29	GS-3873	A:25/B:22/D:60/L:134
			Drive Shaft	R	F						trans.type BE4R	AW-4769	A:25/B:24/D:58/L:925
			Drive Shaft	R	F						->03/07; trans.type MA	AW-4770	A:25/B:22/D:59/L:915
			Drive Shaft	L	F						->03/07; trans.type MA	AW-4771	A:25/B:22/D:58,5/L:633
			Drive Shaft	L	F						trans.type BE4R	AW-4772	A:25/B:24/D:58,5/L:630
2.0 16V	103/140	03/05->	CV Joint		F				*	trans.type AL4; trans.type BE4R	GS-3872	A:25/B:34/D:58/L:145	
			Drive Shaft	R	F					trans.type BE4R	AW-4769	A:25/B:24/D:58/L:925	
			Drive Shaft	L	F						trans.type BE4R	AW-4773	A:25/B:24/D:58/L:625
2.0 16V	100/136	10/03->	CV Joint		F				*	->06/05; trans.type AL4; trans.type BE4R	GS-3872	A:25/B:34/D:58/L:145	
			Drive Shaft	R	F					->06/05; trans.type BE4R	AW-4769	A:25/B:24/D:58/L:925	
			Drive Shaft	L	F						->06/05; trans.type BE4R	AW-4773	A:25/B:24/D:58/L:625
2.0 16V	130/177	10/03->	CV Joint		F				*	trans.type AL4; trans.type BE4R	GS-3872	A:25/B:34/D:58/L:145	
			Drive Shaft	R	F					trans.type BE4R	AW-4769	A:25/B:24/D:58/L:925	
			Drive Shaft	L	F						trans.type BE4R	AW-4773	A:25/B:24/D:58/L:625
2.0 HDi 135	100/136	06/05->	CV Joint		F			*	->10/05; trans.type BVM ML6 CL; trans.type ML6C	GS-3982	A:25/B:39/D:59/L:152,5		
307 SW (3H) 													
1.4 16V	65/88	11/03->	CV Joint		F				*	->03/07; trans.type MA	GS-3871	A:25/B:22/D:60/L:134	
			Drive Shaft	R	F					->03/07; trans.type MA	AW-4770	A:25/B:22/D:59/L:915	
			Drive Shaft	L	F						->03/07; trans.type MA	AW-4771	A:25/B:22/D:58,5/L:633

	kw/HP		Type	L/R	F/R	AT/MT			ABS			Technical Specification	
1.6 16V	80/109	03/02->	CV Joint		F		*			-->03/07; trans.type MA	GS-3871	A:25/B:22/D:60/L:134	
			CV Joint		F		*			trans.type AL4; trans.type BE4R	GS-3872	A:25/B:34/D:58/L:145	
			CV Joint					*		29		GS-3873	A:25/B:22/D:60/L:134
			Drive Shaft	R	F						trans.type BE4R	AW-4769	A:25/B:24/D:58/L:925
			Drive Shaft	R	F						-->03/07; trans.type MA	AW-4770	A:25/B:22/D:59/L:915
			Drive Shaft	L	F						-->03/07; trans.type MA	AW-4771	A:25/B:22/D:58,5/L:633
			Drive Shaft	L	F						trans.type BE4R	AW-4772	A:25/B:24/D:58,5/L:630
1.6 HDI 110	80/109	02/04->	CV Joint		F		*			trans.type BE4R	GS-3872	A:25/B:34/D:58/L:145	
			Drive Shaft	R	F					trans.type BE4R	AW-4769	A:25/B:24/D:58/L:925	
			Drive Shaft	L	F						trans.type BE4R	AW-4773	A:25/B:24/D:58/L:625
2.0 16V	100/136	03/02->	CV Joint		F		*			-->06/05; trans.type AL4; trans.type BE4R	GS-3872	A:25/B:34/D:58/L:145	
			Drive Shaft	R	F					-->06/05; trans.type BE4R	AW-4769	A:25/B:24/D:58/L:925	
			Drive Shaft	L	F						-->06/05; trans.type BE4R	AW-4773	A:25/B:24/D:58/L:625
2.0 16V	103/140	03/05->	CV Joint		F		*			trans.type AL4; trans.type BE4R	GS-3872	A:25/B:34/D:58/L:145	
			Drive Shaft	R	F						trans.type BE4R	AW-4769	A:25/B:24/D:58/L:925
			Drive Shaft	L	F						trans.type BE4R	AW-4773	A:25/B:24/D:58/L:625
2.0 HDI 110	79/107	03/02->	CV Joint		F		*			trans.type BE4R	GS-3872	A:25/B:34/D:58/L:145	
			Drive Shaft	R	F						trans.type BE4R	AW-4769	A:25/B:24/D:58/L:925
			Drive Shaft	L	F						trans.type BE4R	AW-4773	A:25/B:24/D:58/L:625
2.0 HDi 135	100/136	02/04->	CV Joint		F		*			-->10/05; trans.type BVM ML6 CL; trans.type ML6C	GS-3982	A:25/B:39/D:59/L:152,5	
			CV Joint		F		*				trans.type BE4R	GS-3872	A:25/B:34/D:58/L:145
2.0 HDI 90	66/90	03/02->	Drive Shaft	R	F					01/06->; trans.type BE4R	AW-4769	A:25/B:24/D:58/L:925	
			Drive Shaft	L	F						01/06->; trans.type BE4R	AW-4773	A:25/B:24/D:58/L:625
308 [4A_, 4C_] 													
1.4 16V	70/95	09/07->	CV Joint		F		*	48		trans.type BE4R	GS-3989	A:25/B:34/D:58,5/L:134	
1.6 16V	88/120	09/07->	CV Joint		F		*	48		trans.type BE4R	GS-3989	A:25/B:34/D:58,5/L:134	
1.6 16V	110/150	09/07->	CV Joint		F		*	48		trans.type BE4R	GS-3989	A:25/B:34/D:58,5/L:134	
1.6 HDi	66/90	09/07->	CV Joint		F		*	48		trans.type BE4R	GS-3989	A:25/B:34/D:58,5/L:134	
1.6 HDi	80/109	09/07->	CV Joint		F		*	48		trans.type BE4R	GS-3989	A:25/B:34/D:58,5/L:134	
308 CC 													
1.6 16V	110/150	06/09->	CV Joint			6MT	*			trans.type MCA	GS-4034	A:28/B:39/D:58,6/L:156	
1.6 16V	115/156	06/09->	CV Joint			6MT	*			trans.type MCA	GS-4034	A:28/B:39/D:58,6/L:156	
1.6 16V	103/140	06/09->	CV Joint			6MT	*			trans.type MCA	GS-4034	A:28/B:39/D:58,6/L:156	
1.6 HDi	84/114	03/13->	CV Joint			6MT	*			trans.type MCA	GS-4034	A:28/B:39/D:58,6/L:156	
1.6 HDi	82/112	06/09->	CV Joint		F		*	48		trans.type BE4R	GS-3989	A:25/B:34/D:58,5/L:134	
1.6 THP	147/200	10/10->	CV Joint			6MT	*			trans.type MCA	GS-4034	A:28/B:39/D:58,6/L:156	
2.0 HDi	100/136	04/09->	CV Joint			6MT	*			trans.type MCA	GS-4034	A:28/B:39/D:58,6/L:156	
2.0 HDi	120/163	06/09->	CV Joint			6MT	*			trans.type MCA	GS-4034	A:28/B:39/D:58,6/L:156	
308 SW 													
1.4 16V	70/95	09/07->	CV Joint		F		*	48		trans.type BE4R	GS-3989	A:25/B:34/D:58,5/L:134	
1.6 16V	88/120	09/07->	CV Joint		F		*	48		trans.type BE4R	GS-3989	A:25/B:34/D:58,5/L:134	
1.6 16V	110/150	09/07->	CV Joint		F		*	48		trans.type BE4R	GS-3989	A:25/B:34/D:58,5/L:134	
1.6 16V	103/140	09/07->	CV Joint			6MT	*			trans.type MCA	GS-4034	A:28/B:39/D:58,6/L:156	
1.6 HDi	66/90	09/07->	CV Joint		F		*	48		trans.type BE4R	GS-3989	A:25/B:34/D:58,5/L:134	

			Type	L/R	F/R	AT/MT			ABS			Technical Specification
1.6 HDi	80/109	09/07->	CV Joint		F		*		48	trans.type BE4R	GS-3989	A:25/B:34/D:58,5/L:134
309 I (10C, 10A) 												
1.9 GTI	94/128	10/86->07/89	CV Joint	L; R	F	MT	*		48	ABS ring Ø 99 mm	GS-3217	A:25/B:34/D:55,7/L:134
309 II (3C, 3A) 												
1.9 GTI	88/120	07/89->12/93	CV Joint	L; R	F	MT	*		48	ABS ring Ø 99 mm; 07/92->	GS-3217	A:25/B:34/D:55,7/L:134
1.9 GTI 16V	108/147	10/90->12/93	CV Joint	L; R	F	MT	*		48	ABS ring Ø 99 mm; 07/92->	GS-3217	A:25/B:34/D:55,7/L:134
405 I (15B) 												
1.6	69/94	01/87->12/92	CV Joint				*		29	+ ABS; brake sys. ABS:bosch	GS-3213	A:25/B:23/D:54,8/L:134,5
			CV Joint				*		29	+ ABS; brake sys. ABS:bosch	GS-3213	A:25/B:23/D:54,8/L:134,5
1.6	53/72	07/87->12/92	Drive Shaft	R	F						AW-4363	A:25/B:24/D:54,8/L:880
			Drive Shaft	L	F						AW-4364	A:25/B:24/D:60/L:608
			CV Joint				*		29	+ ABS; brake sys. ABS:bosch	GS-3213	A:25/B:23/D:54,8/L:134,5
1.6	55/75	07/87->06/88	Drive Shaft	R	F						AW-4363	A:25/B:24/D:54,8/L:880
			Drive Shaft	L	F						AW-4364	A:25/B:24/D:60/L:608
			CV Joint				*		29	+ ABS; brake sys. ABS:bosch	GS-3213	A:25/B:23/D:54,8/L:134,5
1.6	65/88	07/87->12/92	Drive Shaft	R	F						AW-4363	A:25/B:24/D:54,8/L:880
			Drive Shaft	L	F						AW-4364	A:25/B:24/D:60/L:608
			CV Joint				*		29	+ ABS; brake sys. ABS:bosch	GS-3213	A:25/B:23/D:54,8/L:134,5
1.6	66/90	10/89->12/92	Drive Shaft	R	F						AW-4363	A:25/B:24/D:54,8/L:880
			Drive Shaft	L	F						AW-4364	A:25/B:24/D:60/L:608
			CV Joint		F		*			- ABS	GS-3205	A:25/B:23/D:54,8/L:134,5
			CV Joint			MT	*		29	+ ABS; brake sys. ABS: Bosch	GS-3213	A:25/B:23/D:54,8/L:134,5
1.8 Turbo Diesel	66/90	03/88->12/92	Drive Shaft	R	F						AW-4365	A:25/B:24/D:54,8/L:880
			Drive Shaft	L	F						AW-4366	A:25/B:24/D:54,8/L:609
			Drive Shaft	R	F				29	+ ABS	AW-4368	A:25/B:24/D:55,7/L:881
			CV Joint			MT	*		29	+ ABS; brake sys. ABS: Bosch	GS-3213	A:25/B:23/D:54,8/L:134,5
1.9	70/95	07/87->12/92	Drive Shaft	R	F						AW-4363	A:25/B:24/D:54,8/L:880
			Drive Shaft	L	F						AW-4364	A:25/B:24/D:60/L:608
			CV Joint			MT	*		29	+ ABS; brake sys. ABS: Bosch; brake sys. ABS: BOSCH	GS-3213	A:25/B:23/D:54,8/L:134,5
1.9	80/109	07/88->12/92	Drive Shaft	R	F						AW-4363	A:25/B:24/D:54,8/L:880
			Drive Shaft	L	F						AW-4364	A:25/B:24/D:60/L:608
			CV Joint		F		*			- ABS	GS-3205	A:25/B:23/D:54,8/L:134,5
			CV Joint			MT	*		29	+ ABS; brake sys. ABS: BOSCH	GS-3213	A:25/B:23/D:54,8/L:134,5
1.9	88/120	07/88->12/92	Drive Shaft	R	F						AW-4365	A:25/B:24/D:54,8/L:880
			Drive Shaft	L	F						AW-4366	A:25/B:24/D:54,8/L:609
			Drive Shaft	R	F				29	+ ABS	AW-4368	A:25/B:24/D:55,7/L:881
1.9 4x4	80/109	07/88->12/92	CV Joint			MT	*		29	+ ABS; brake sys. ABS: BOSCH	GS-3213	A:25/B:23/D:54,8/L:134,5
1.9 Diesel	51/69	03/88->12/92	Drive Shaft	R	F						AW-4363	A:25/B:24/D:54,8/L:880
			Drive Shaft	L	F						AW-4364	A:25/B:24/D:60/L:608
1.9 Diesel	47/64	07/88->09/92	Drive Shaft	R	F						AW-4363	A:25/B:24/D:54,8/L:880
			Drive Shaft	L	F						AW-4364	A:25/B:24/D:60/L:608
			CV Joint		F		*			- ABS	GS-3205	A:25/B:23/D:54,8/L:134,5
			CV Joint			MT	*		29	+ ABS; brake sys. ABS: Bosch	GS-3213	A:25/B:23/D:54,8/L:134,5
1.9 Injection	77/105	07/87->12/92	Drive Shaft	R	F						AW-4365	A:25/B:24/D:54,8/L:880
			Drive Shaft	L	F						AW-4366	A:25/B:24/D:54,8/L:609
			Drive Shaft	R	F				29	+ ABS	AW-4368	A:25/B:24/D:55,7/L:881

		KW/HP		Type	L/R	F/R	AT/MT			ABS			Technical Specification	
1.9 Sport MI-16	108/147	04/88->12/92	CV Joint		F			*		- ABS		GS-3205	A:25/B:23/D:54,8/L:134,5	
			CV Joint			MT		*	29	+ ABS; brake sys. ABS: BOSCH		GS-3213	A:25/B:23/D:54,8/L:134,5	
			Drive Shaft	R	F						- ABS		AW-4365	A:25/B:24/D:54,8/L:880
			Drive Shaft	L	F						- ABS		AW-4366	A:25/B:24/D:54,8/L:609
			Drive Shaft	R	F					29	+ ABS		AW-4368	A:25/B:24/D:55,7/L:881
1.9 Sport MI-16	116/158	07/87->11/91	CV Joint		F			*		- ABS		GS-3205	A:25/B:23/D:54,8/L:134,5	
			Drive Shaft	R	F					- ABS		AW-4365	A:25/B:24/D:54,8/L:880	
			Drive Shaft	L	F						- ABS		AW-4366	A:25/B:24/D:54,8/L:609
			Drive Shaft	R	F					29	+ ABS		AW-4368	A:25/B:24/D:55,7/L:881
1.9 Sport MI-16 4x4	108/147	04/88->12/92	CV Joint		F			*		- ABS		GS-3205	A:25/B:23/D:54,8/L:134,5	
			CV Joint			MT		*	29	+ ABS; brake sys. ABS: BOSCH		GS-3213	A:25/B:23/D:54,8/L:134,5	
			Drive Shaft	R	F						- ABS		AW-4365	A:25/B:24/D:54,8/L:880
			Drive Shaft	L	F						- ABS		AW-4366	A:25/B:24/D:54,8/L:609
			Drive Shaft	R	F					29	+ ABS		AW-4368	A:25/B:24/D:55,7/L:881
405 Break (15E) 														
1.6	68/92	05/88->07/92	CV Joint					*	29	+ ABS; brake sys. ABS: BOSCH		GS-3213	A:25/B:23/D:54,8/L:134,5	
1.6	53/72	10/88->08/92	CV Joint					*	29	+ ABS; brake sys. ABS: BOSCH		GS-3213	A:25/B:23/D:54,8/L:134,5	
			Drive Shaft	R	F						- ABS		AW-4363	A:25/B:24/D:54,8/L:880
1.6	66/90	10/88->08/92	Drive Shaft	L	F					- ABS		AW-4364	A:25/B:24/D:60/L:608	
			CV Joint					*	29	+ ABS; brake sys. ABS: BOSCH		GS-3213	A:25/B:23/D:54,8/L:134,5	
1.6	65/88	10/88->08/92	Drive Shaft	R	F					- ABS		AW-4363	A:25/B:24/D:54,8/L:880	
			Drive Shaft	L	F						- ABS		AW-4364	A:25/B:24/D:60/L:608
1.6	55/75	10/88->08/92	CV Joint					*	29	+ ABS; brake sys. ABS: BOSCH		GS-3213	A:25/B:23/D:54,8/L:134,5	
			Drive Shaft	R	F						- ABS		AW-4363	A:25/B:24/D:54,8/L:880
1.6	66/90	10/88->08/92	Drive Shaft	L	F					- ABS		AW-4364	A:25/B:24/D:60/L:608	
			CV Joint			MT		*	29	+ ABS; brake sys. ABS: Bosch		GS-3205	A:25/B:23/D:54,8/L:134,5	
1.8 TD	66/90	10/88->08/92	CV Joint					*	29	+ ABS; brake sys. ABS: Bosch		GS-3213	A:25/B:23/D:54,8/L:134,5	
			Drive Shaft	R	F						- ABS		AW-4365	A:25/B:24/D:54,8/L:880
1.8 TD	66/90	10/88->08/92	Drive Shaft	L	F					- ABS		AW-4366	A:25/B:24/D:54,8/L:609	
			Drive Shaft	R	F					29	+ ABS		AW-4368	A:25/B:24/D:55,7/L:881
1.9	70/95	10/88->08/92	CV Joint			MT		*	29	+ ABS; brake sys. ABS: Bosch		GS-3213	A:25/B:23/D:54,8/L:134,5	
			Drive Shaft	R	F						- ABS		AW-4363	A:25/B:24/D:54,8/L:880
1.9	70/95	10/88->08/92	Drive Shaft	L	F					- ABS		AW-4364	A:25/B:24/D:60/L:608	
			CV Joint		F			*			- ABS		GS-3205	A:25/B:23/D:54,8/L:134,5
1.9	88/120	10/88->08/92	CV Joint			MT		*	29	+ ABS; brake sys. ABS: BOSCH		GS-3213	A:25/B:23/D:54,8/L:134,5	
			Drive Shaft	R	F						- ABS		AW-4365	A:25/B:24/D:54,8/L:880
1.9	88/120	10/88->08/92	Drive Shaft	L	F					- ABS		AW-4366	A:25/B:24/D:54,8/L:609	
			Drive Shaft	R	F					29	+ ABS		AW-4368	A:25/B:24/D:55,7/L:881
1.9	77/105	10/88->08/92	CV Joint		F			*		- ABS		GS-3205	A:25/B:23/D:54,8/L:134,5	
			CV Joint			MT		*	29	+ ABS; brake sys. ABS: Bosch		GS-3213	A:25/B:23/D:54,8/L:134,5	
1.9	77/105	10/88->08/92	Drive Shaft	R	F					- ABS		AW-4365	A:25/B:24/D:54,8/L:880	
			Drive Shaft	L	F						- ABS		AW-4366	A:25/B:24/D:54,8/L:609
1.9	77/105	10/88->08/92	Drive Shaft	R	F				29	+ ABS		AW-4368	A:25/B:24/D:55,7/L:881	

											ABS				Technical Specification				
		kw/HP		Type	L/R	F/R	AT/MT												
1.9		80/109	10/88->08/92	CV Joint			MT	*		29	+ ABS; brake sys. ABS: Bosch		GS-3213	A:25/B:23/D:54,8/L:134,5					
				Drive Shaft	R	F								AW-4363	A:25/B:24/D:54,8/L:880				
				Drive Shaft	L	F									AW-4364	A:25/B:24/D:60/L:608			
1.9 All-wheel Drive		77/105	09/88->07/92	CV Joint			MT	*		29	+ ABS; brake sys. ABS BOSCH		GS-3213	A:25/B:23/D:54,8/L:134,5					
1.9 D		47/64	10/88->08/92	Drive Shaft	R	F							AW-4363	A:25/B:24/D:54,8/L:880					
				Drive Shaft	L	F									AW-4364	A:25/B:24/D:60/L:608			
1.9 D		51/69	10/88->08/92	Drive Shaft	R	F							AW-4363	A:25/B:24/D:54,8/L:880					
				Drive Shaft	L	F									AW-4364	A:25/B:24/D:60/L:608			
405 II (4B) 																			
1.4		55/75	08/92->10/95	Drive Shaft	L	F				29				AW-4371	A:25/B:22/D:54,5/L:605				
				Drive Shaft	R	F									AW-4363	A:25/B:24/D:54,8/L:880			
1.9 D		50/68	06/94->10/95	Drive Shaft	L	F								AW-4364	A:25/B:24/D:60/L:608				
				Drive Shaft	R	F				29	+ ABS				AW-4368	A:25/B:24/D:55,7/L:881			
1.9 D		47/64	08/92->10/95	Drive Shaft	L	F				29				AW-4369	A:25/B:24/D:55,7/L:603,5				
				Drive Shaft	R	F									AW-4363	A:25/B:24/D:54,8/L:880			
				Drive Shaft	L	F							29	+ ABS		AW-4368	A:25/B:24/D:55,7/L:881		
				Drive Shaft	L	F							29			AW-4369	A:25/B:24/D:55,7/L:603,5		
1.9 TD		66/90	08/92->10/95	Drive Shaft	R	F				29	+ ABS			AW-4368	A:25/B:24/D:55,7/L:881				
				Drive Shaft	L	F							29			AW-4369	A:25/B:24/D:55,7/L:603,5		
2.0		89/121	08/92->10/95	Drive Shaft	R	F				29	+ ABS			AW-4368	A:25/B:24/D:55,7/L:881				
				Drive Shaft	L	F							29			AW-4369	A:25/B:24/D:55,7/L:603,5		
2.0 16V		110/150	06/94->10/95	Drive Shaft	R	F				29	+ ABS			AW-4368	A:25/B:24/D:55,7/L:881				
				Drive Shaft	L	F							29			AW-4369	A:25/B:24/D:55,7/L:603,5		
2.0 MI-16		112/152	08/92->10/95	Drive Shaft	R	F				29	+ ABS			AW-4368	A:25/B:24/D:55,7/L:881				
				Drive Shaft	L	F							29			AW-4369	A:25/B:24/D:55,7/L:603,5		
2.0 X4		89/121	08/92->10/95	Drive Shaft	R	F				29	+ ABS			AW-4368	A:25/B:24/D:55,7/L:881				
				Drive Shaft	L	F							29			AW-4369	A:25/B:24/D:55,7/L:603,5		
405 II Break (4E) 																			
1.4		55/75	08/92->10/96	Drive Shaft	L	F				29					AW-4371	A:25/B:22/D:54,5/L:605			
				Drive Shaft	R	F											AW-4363	A:25/B:24/D:54,8/L:880	
1.9 D		50/68	06/94->10/96	Drive Shaft	L	F									AW-4364	A:25/B:24/D:60/L:608			
				Drive Shaft	R	F				29	+ ABS					AW-4368	A:25/B:24/D:55,7/L:881		
1.9 D		47/64	08/92->10/96	Drive Shaft	L	F				29					AW-4369	A:25/B:24/D:55,7/L:603,5			
				Drive Shaft	R	F											AW-4363	A:25/B:24/D:54,8/L:880	
				Drive Shaft	L	F												AW-4364	A:25/B:24/D:60/L:608
				Drive Shaft	R	F				29	+ ABS						AW-4368	A:25/B:24/D:55,7/L:881	
1.9 TD		66/90	08/92->10/96	Drive Shaft	R	F				29	+ ABS			AW-4368	A:25/B:24/D:55,7/L:881				
				Drive Shaft	L	F							29			AW-4369	A:25/B:24/D:55,7/L:603,5		
2.0		89/121	08/92->10/96	Drive Shaft	R	F				29	+ ABS			AW-4368	A:25/B:24/D:55,7/L:881				
				Drive Shaft	L	F							29			AW-4369	A:25/B:24/D:55,7/L:603,5		
2.0 4x4		89/121	08/92->10/96	Drive Shaft	R	F				29	+ ABS			AW-4368	A:25/B:24/D:55,7/L:881				
				Drive Shaft	L	F							29			AW-4369	A:25/B:24/D:55,7/L:603,5		



kW/HP



Type

L/R

F/R

AT/MT









ABS





















Technical Specification









406 [8B]

Engine Power	Engine Speed	Year Range	Type	L/R	F/R	AT/MT	Steering	ABS	Part No.	Technical Specification	
1.6	65/88	11/95->05/04	CV Joint	L; R	F	MT	*	48	03/99->; trans.type BE3/BE4	GS-3619	A:25/B:34/D:55,7/L:134
			CV Joint				*	29	+ ABS	GS-3620	A:25/B:34/D:55,7/L:134
			CV Joint		F	MT	*	29		GS-3622	A:25/B:34/D:58/L:134,5
			Drive Shaft	R	F	MT		29	->03/99; trans.type BE3/BE4	AW-4526	A:25/B:24/D:55,7/L:904,5
			Drive Shaft	R	F	MT		48		AW-4527	A:25/B:24/D:58/L:905,5
1.8	66/90	05/97->05/04	Drive Shaft	L	F	MT		48		AW-4530	A:25/B:24/D:55,7/L:630
			CV Joint	L; R	F	MT	*	48	03/99->; trans.type BE3/BE4	GS-3619	A:25/B:34/D:55,7/L:134
			CV Joint				*	29		GS-3620	A:25/B:34/D:55,7/L:134
			CV Joint		F	MT	*	29		GS-3622	A:25/B:34/D:58/L:134,5
			Drive Shaft	R	F	MT		29	->03/99; trans.type BE3/BE4	AW-4526	A:25/B:24/D:55,7/L:904,5
1.8 16V	85/116	10/00->05/04	Drive Shaft	R	F	MT		48		AW-4527	A:25/B:24/D:58/L:905,5
			Drive Shaft	R	F	MT		48		AW-4527	A:25/B:24/D:58/L:905,5
			Drive Shaft	L	F	MT		48		AW-4530	A:25/B:24/D:55,7/L:630
			CV Joint	L; R	F	MT	*	48	03/99->; trans.type BE3/BE4	GS-3619	A:25/B:34/D:55,7/L:134
			CV Joint				*	29	+ ABS	GS-3620	A:25/B:34/D:55,7/L:134
1.8 16V	81/110	11/95->10/00	CV Joint		F	MT	*	29		GS-3622	A:25/B:34/D:58/L:134,5
			Drive Shaft	R	F	MT		29	->03/99; trans.type BE3/BE4	AW-4526	A:25/B:24/D:55,7/L:904,5
			Drive Shaft	R	F	MT		48		AW-4527	A:25/B:24/D:58/L:905,5
			Drive Shaft	L	F	MT		48		AW-4530	A:25/B:24/D:55,7/L:630
			CV Joint	L; R	F	MT	*	48	->03/99; trans.type BE3/BE4	GS-3619	A:25/B:34/D:55,7/L:134
1.9 D	55/75	10/96->05/04	CV Joint				*	29	+ ABS	GS-3620	A:25/B:34/D:55,7/L:134
			CV Joint		F	MT	*	29		GS-3622	A:25/B:34/D:58/L:134,5
			Drive Shaft	R	F	MT		29	->03/99; trans.type BE3/BE4	AW-4526	A:25/B:24/D:55,7/L:904,5
			CV Joint	L; R	F	MT	*	48	->03/99; trans.type BE3R/BE4R	GS-3619	A:25/B:34/D:55,7/L:134
			CV Joint		F	MT	*	29		GS-3622	A:25/B:34/D:58/L:134,5
1.9 TD	66/90	01/96->05/04	Drive Shaft	R	F	MT		29	->03/99; trans.type BE3R/BE4R	AW-4526	A:25/B:24/D:55,7/L:904,5
			Drive Shaft	L	F	MT		29	number of teeth, ABS ring 29	AW-4531	A:25/B:24/D:58,5/L:629
			CV Joint	L; R	F	MT	*	48	->03/99; trans.type BE3R/BE4R	GS-3619	A:25/B:34/D:55,7/L:134
			CV Joint		F	MT	*	29		GS-3622	A:25/B:34/D:58/L:134,5
			Drive Shaft	R	F	MT		29	->03/99; trans.type BE3R/BE4R	AW-4526	A:25/B:24/D:55,7/L:904,5
1.9 TD	68/92	01/96->05/04	Drive Shaft	L	F	MT		29	number of teeth, ABS ring 29	AW-4531	A:25/B:24/D:58,5/L:629
			CV Joint		F	MT	*	29		GS-3622	A:25/B:34/D:58/L:134,5
			CV Joint	L; R	F	MT	*	48	->03/99; trans.type BE3R/BE4R	GS-3619	A:25/B:34/D:55,7/L:134
			Drive Shaft	R	F	MT		29	->03/99; trans.type BE3R/BE4R	AW-4526	A:25/B:24/D:55,7/L:904,5
			CV Joint		F	MT	*	29		GS-3622	A:25/B:34/D:58/L:134,5
2.0 16V	99/135	01/99->08/00	Drive Shaft	R	F	MT		29	trans.type BE3R/BE4R	AW-4526	A:25/B:24/D:55,7/L:904,5
			Drive Shaft	R	F	MT		48		AW-4527	A:25/B:24/D:58/L:905,5
			Drive Shaft	L	F	MT		29	number of teeth, ABS ring 29	AW-4531	A:25/B:24/D:58,5/L:629
			Drive Shaft	L	F	MT		48		AW-4534	A:25/B:24/D:55,7/L:620
			CV Joint		F	MT	*	29		GS-3622	A:25/B:34/D:58/L:134,5
2.0 16V	100/136	08/00->06/04	CV Joint	L; R	F	MT	*	48	03/99->; trans.type BE3R/BE4R	GS-3619	A:25/B:34/D:55,7/L:134
			CV Joint		F	MT	*	29		GS-3622	A:25/B:34/D:58/L:134,5
			Drive Shaft	R	F	MT		29	->03/99; trans.type BE3R/BE4R	AW-4526	A:25/B:24/D:55,7/L:904,5
			Drive Shaft	R	F	MT		48		AW-4527	A:25/B:24/D:58/L:905,5
			Drive Shaft	L	F	MT		48		AW-4534	A:25/B:24/D:55,7/L:620
2.0 16V	97/132	11/95->05/04	CV Joint	L; R	F	MT	*	48	03/99->; trans.type BE3R/BE4R	GS-3619	A:25/B:34/D:55,7/L:134
			CV Joint		F	MT	*	29		GS-3622	A:25/B:34/D:58/L:134,5
			Drive Shaft	R	F	MT		29	->03/99; trans.type BE3R/BE4R	AW-4526	A:25/B:24/D:55,7/L:904,5
			Drive Shaft	R	F	MT		48		AW-4527	A:25/B:24/D:58/L:905,5
			Drive Shaft	L	F	MT		29	number of teeth, ABS ring 29	AW-4531	A:25/B:24/D:58,5/L:629
Drive Shaft	L	F	MT		48		AW-4534	A:25/B:24/D:55,7/L:620			

					Technical Specification							
	kW/HP		Type	L/R	F/R	AT/MT		ABS				
2.0 16V HPi	103/140	05/01->05/04	Drive Shaft	R	F	MT			48		AW-4527	A:25/B:24/D:58/L:905,5
			Drive Shaft	L	F	MT			48		AW-4534	A:25/B:24/D:55,7/L:620
2.0 HDi 110	79/107	08/01->05/04	Drive Shaft	R	F	MT			48		AW-4552	A:25/B:37/D:59/L:928
2.0 HDi 110	80/109	06/98->08/01	CV Joint	L; R	F	MT	*		48	trans.type BE3R/BE4R	GS-3619	A:25/B:34/D:55,7/L:134
			Drive Shaft	R	F	MT			29	->03/99; trans.type BE3R/BE4R	AW-4526	A:25/B:24/D:55,7/L:904,5
			Drive Shaft	R	F	MT			48		AW-4552	A:25/B:37/D:59/L:928
			Drive Shaft	R	F	MT			29		AW-4553	A:25/B:37/D:59/L:928
2.0 HDi 90	66/90	02/99->05/04	CV Joint	L; R	F	MT	*		48	trans.type BE3R/BE4R	GS-3619	A:25/B:34/D:55,7/L:134
			Drive Shaft	R	F	MT			48		AW-4527	A:25/B:24/D:58/L:905,5
			Drive Shaft	L	F	MT			48		AW-4534	A:25/B:24/D:55,7/L:620
			CV Joint	L; R	F	MT	*		48	->03/99; trans.type BE3R/BE4R	GS-3619	A:25/B:34/D:55,7/L:134
2.0 Turbo	108/147	04/96->05/04	Drive Shaft	R	F	MT			29	->03/99; trans.type BE3R/BE4R	AW-4526	A:25/B:24/D:55,7/L:904,5
			Drive Shaft	R	F	MT			29		AW-4553	A:25/B:37/D:59/L:928
			Drive Shaft	R	F	MT			29		AW-4553	A:25/B:37/D:59/L:928
2.1 TD 12V	80/109	01/96->05/04	Drive Shaft	R	F	MT			29		AW-4553	A:25/B:37/D:59/L:928
2.2	116/158	07/00->05/04	Drive Shaft	R	F	MT			48		AW-4552	A:25/B:37/D:59/L:928
2.2 HDi	98/133	03/00->05/04	Drive Shaft	R	F	MT			48		AW-4552	A:25/B:37/D:59/L:928
3.0 24V	140/190	10/96->05/04	Drive Shaft	R	F	MT			48		AW-4552	A:25/B:37/D:59/L:928
			Drive Shaft	R	F	MT			29		AW-4553	A:25/B:37/D:59/L:928
3.0 V6	152/207	03/00->05/04	Drive Shaft	R	F	MT			48		AW-4552	A:25/B:37/D:59/L:928
406 Break (8E/F) 												
1.8	66/90	05/97->10/04	CV Joint	L; R	F	MT	*		48	03/99->; trans.type BE3/BE4	GS-3619	A:25/B:34/D:55,7/L:134
			CV Joint				*		29		GS-3620	A:25/B:34/D:55,7/L:134
			CV Joint		F	MT	*		29		GS-3622	A:25/B:34/D:58/L:134,5
			Drive Shaft	R	F	MT			29	->03/99; 08/97->; trans.type BE3/BE4	AW-4526	A:25/B:24/D:55,7/L:904,5
			Drive Shaft	R	F	MT			48		AW-4527	A:25/B:24/D:58/L:905,5
			Drive Shaft	L	F	MT			48		AW-4530	A:25/B:24/D:55,7/L:630
1.8 16V	85/116	10/00->10/04	Drive Shaft	R	F	MT			48		AW-4527	A:25/B:24/D:58/L:905,5
			Drive Shaft	L	F	MT			48		AW-4530	A:25/B:24/D:55,7/L:630
1.8 16V	81/110	10/96->10/00	CV Joint	L; R	F	MT	*		48	03/99->; trans.type BE3/BE4	GS-3619	A:25/B:34/D:55,7/L:134
			CV Joint				*		29	+ ABS	GS-3620	A:25/B:34/D:55,7/L:134
			CV Joint		F	MT	*		29		GS-3622	A:25/B:34/D:58/L:134,5
			Drive Shaft	R	F	MT			29	->03/99; trans.type BE3/BE4	AW-4526	A:25/B:24/D:55,7/L:904,5
			Drive Shaft	R	F	MT			48		AW-4527	A:25/B:24/D:58/L:905,5
			Drive Shaft	L	F	MT			48		AW-4530	A:25/B:24/D:55,7/L:630
1.9 D	55/75	10/96->10/04	CV Joint	L; R	F	MT	*		48	->03/99; trans.type BE3/BE4	GS-3619	A:25/B:34/D:55,7/L:134
			CV Joint				*		29	+ ABS	GS-3620	A:25/B:34/D:55,7/L:134
			CV Joint		F	MT	*		29		GS-3622	A:25/B:34/D:58/L:134,5
			Drive Shaft	R	F	MT			29	->03/99; trans.type BE3/BE4	AW-4526	A:25/B:24/D:55,7/L:904,5
1.9 TD	66/90	10/96->10/04	CV Joint	L; R	F	MT	*		48	->03/99; trans.type BE3R/BE4R	GS-3619	A:25/B:34/D:55,7/L:134
			CV Joint		F	MT	*		29		GS-3622	A:25/B:34/D:58/L:134,5
			Drive Shaft	R	F	MT			29	->03/99; trans.type BE3R/BE4R	AW-4526	A:25/B:24/D:55,7/L:904,5
			Drive Shaft	L	F	MT			29	number of teeth, ABS ring 29	AW-4531	A:25/B:24/D:58,5/L:629
2.0 16V	99/135	01/99->10/00	CV Joint		F	MT	*		29		GS-3622	A:25/B:34/D:58/L:134,5
			Drive Shaft	R	F	MT			29	trans.type BE3R/BE4R	AW-4526	A:25/B:24/D:55,7/L:904,5
			Drive Shaft	R	F	MT			48		AW-4527	A:25/B:24/D:58/L:905,5
			Drive Shaft	L	F	MT			29	number of teeth, ABS ring 29	AW-4531	A:25/B:24/D:58,5/L:629
			Drive Shaft	L	F	MT			48		AW-4534	A:25/B:24/D:55,7/L:620

	kw/HP		Type	L/R	F/R	AT/MT			ABS			Technical Specification
2.0 16V	100/136	10/00->10/04	Drive Shaft	R	F	MT			48			AW-4527 A:25/B:24/D:58/L:905,5
			Drive Shaft	L	F	MT			48		AW-4534 A:25/B:24/D:55,7/L:620	
2.0 16V	97/132	10/96->10/04	CV Joint	L; R	F	MT	*		48	03/99->; trans.type BE3R/BE4R		GS-3619 A:25/B:34/D:55,7/L:134
			CV Joint		F	MT	*		29			GS-3622 A:25/B:34/D:58/L:134,5
			Drive Shaft	R	F	MT			29	--03/99; trans.type BE3R/BE4R		AW-4526 A:25/B:24/D:55,7/L:904,5
			Drive Shaft	R	F	MT			48			AW-4527 A:25/B:24/D:58/L:905,5
			Drive Shaft	L	F	MT			29	number of teeth, ABS ring 29		AW-4531 A:25/B:24/D:58,5/L:629
			Drive Shaft	L	F	MT			48			AW-4534 A:25/B:24/D:55,7/L:620
2.0 16V HPi	103/140	05/01->10/04	Drive Shaft	R	F	MT			48		AW-4527 A:25/B:24/D:58/L:905,5	
			Drive Shaft	L	F	MT			48		AW-4534 A:25/B:24/D:55,7/L:620	
2.0 HDi 110	79/107	08/01->10/04	Drive Shaft	R	F	MT			48		AW-4552 A:25/B:37/D:59/L:928	
2.0 HDi 110	80/109	02/99->04/04	CV Joint	L; R	F	MT	*		48	trans.type BE3R/BE4R		GS-3619 A:25/B:34/D:55,7/L:134
			Drive Shaft	R	F	MT			29	--03/99; trans.type BE3R/BE4R		AW-4526 A:25/B:24/D:55,7/L:904,5
			Drive Shaft	R	F	MT			48			AW-4552 A:25/B:37/D:59/L:928
2.0 HDi 90	66/90	02/99->10/04	Drive Shaft	R	F	MT			29			AW-4553 A:25/B:37/D:59/L:928
			CV Joint	L; R	F	MT	*		48	trans.type BE3R/BE4R		GS-3619 A:25/B:34/D:55,7/L:134
			Drive Shaft	R	F	MT			48			AW-4527 A:25/B:24/D:58/L:905,5
2.0 Turbo	108/147	10/96->10/04	Drive Shaft	L	F	MT			48			AW-4534 A:25/B:24/D:55,7/L:620
			CV Joint	L; R	F	MT	*		48	--03/99; trans.type BE3R/BE4R		GS-3619 A:25/B:34/D:55,7/L:134
			Drive Shaft	R	F	MT			29	--03/99; trans.type BE3R/BE4R		AW-4526 A:25/B:24/D:55,7/L:904,5
2.1 TD 12V	80/109	10/96->10/04	Drive Shaft	R	F	MT			29		AW-4553 A:25/B:37/D:59/L:928	
2.2	116/158	07/00->10/04	Drive Shaft	R	F	MT			48		AW-4552 A:25/B:37/D:59/L:928	
2.2 HDi	98/133	03/00->10/04	Drive Shaft	R	F	MT			48			AW-4552 A:25/B:37/D:59/L:928
			Drive Shaft	R	F	MT			29			AW-4553 A:25/B:37/D:59/L:928
3.0 24V	140/190	10/96->10/04	Drive Shaft	R	F	MT			48		AW-4552 A:25/B:37/D:59/L:928	
			Drive Shaft	R	F	MT			29		AW-4553 A:25/B:37/D:59/L:928	
3.0 V6	152/207	03/00->10/04	Drive Shaft	R	F	MT			48		AW-4552 A:25/B:37/D:59/L:928	
406 Coupe [8C] 												
2.0 16V	99/135	01/99->10/00	CV Joint		F	MT	*		29			GS-3622 A:25/B:34/D:58/L:134,5
			Drive Shaft	R	F	MT			29	trans.type BE3R/BE4R		AW-4526 A:25/B:24/D:55,7/L:904,5
			Drive Shaft	R	F	MT			48			AW-4527 A:25/B:24/D:58/L:905,5
			Drive Shaft	L	F	MT			29	number of teeth, ABS ring 29		AW-4531 A:25/B:24/D:58,5/L:629
2.0 16V	97/132	03/97->12/04	Drive Shaft	L	F	MT			48			AW-4534 A:25/B:24/D:55,7/L:620
			CV Joint	L; R	F	MT	*		48	--07/99; 03/99->; trans.type BE3R/BE4R		GS-3619 A:25/B:34/D:55,7/L:134
			CV Joint		F	MT	*		29			GS-3622 A:25/B:34/D:58/L:134,5
			Drive Shaft	R	F	MT			29	--03/99; trans.type BE3R/BE4R		AW-4526 A:25/B:24/D:55,7/L:904,5
			Drive Shaft	R	F	MT			48			AW-4527 A:25/B:24/D:58/L:905,5
			Drive Shaft	L	F	MT			29	number of teeth, ABS ring 29		AW-4531 A:25/B:24/D:58,5/L:629
2.0 16V	100/136	10/00->12/04	Drive Shaft	L	F	MT			48			AW-4534 A:25/B:24/D:55,7/L:620
			Drive Shaft	R	F	MT			48			AW-4527 A:25/B:24/D:58/L:905,5
2.2	116/158	03/02->12/04	Drive Shaft	R	F	MT			48		AW-4552 A:25/B:37/D:59/L:928	
2.2 HDi	98/133	03/00->12/04	Drive Shaft	R	F	MT			48			AW-4552 A:25/B:37/D:59/L:928
			Drive Shaft	R	F	MT			29			AW-4553 A:25/B:37/D:59/L:928
3.0 V6	152/207	03/00->12/04	Drive Shaft	R	F	MT			48		AW-4552 A:25/B:37/D:59/L:928	

	KW/HP		Type	L/R	F/R	AT/MT			ABS			Technical Specification
3.0 V6 24V	140/190	03/97->12/04	Drive Shaft	R	F	MT			48		AW-4552	A:25/B:37/D:59/L:928
			Drive Shaft	R	F	MT			29		AW-4553	A:25/B:37/D:59/L:928
407 [6D] 												
1.6 HDi 110	80/109	05/04->	CV Joint		F	MT	*				GS-3911	A:28/B:34/D:58,5/L:147
1.8	85/116	05/04->	CV Joint		F	MT	*				GS-3911	A:28/B:34/D:58,5/L:147
1.8 16V	92/125	09/05->	CV Joint		F		*				GS-3911	A:28/B:34/D:58,5/L:147
2.0	100/136	05/04->	CV Joint		F		*				GS-3911	A:28/B:34/D:58,5/L:147
2.0 16V	103/140	09/05->	CV Joint		F		*				GS-3911	A:28/B:34/D:58,5/L:147
2.0 HDi	103/140	08/08->	CV Joint		F		*				GS-3985	A:28/B:39/D:58,6/L:157
2.0 HDi 135	100/136	05/04->	CV Joint		F		*				GS-3985	A:28/B:39/D:58,6/L:157
2.2	116/158	05/04->	CV Joint		F		*				GS-3911	A:28/B:34/D:58,5/L:147
2.2 16V	120/163	09/05->	CV Joint		F		*				GS-3911	A:28/B:34/D:58,5/L:147
2.2 HDi 170	125/170	05/06->	CV Joint		F		*				GS-3985	A:28/B:39/D:58,6/L:157
3.0	155/211	05/04->	CV Joint		F		*				GS-3911	A:28/B:34/D:58,5/L:147
407 Coupe [6C] 												
2.0 HDi	120/163	06/09->	CV Joint		F		*				GS-3985	A:28/B:39/D:58,6/L:157
2.0 HDi	100/136	10/05->	CV Joint		F		*				GS-3985	A:28/B:39/D:58,6/L:157
2.2 16V	120/163	10/05->	CV Joint		F		*				GS-3911	A:28/B:34/D:58,5/L:147
3.0 V6	155/211	10/05->	CV Joint		F		*				GS-3911	A:28/B:34/D:58,5/L:147
407 SW [6E] 												
1.6 HDi 110	80/109	05/04->	CV Joint		F	MT	*				GS-3911	A:28/B:34/D:58,5/L:147
1.8	85/116	05/04->	CV Joint		F	MT	*				GS-3911	A:28/B:34/D:58,5/L:147
1.8 16V	92/125	09/05->	CV Joint		F	MT	*				GS-3911	A:28/B:34/D:58,5/L:147
2.0	100/136	05/04->	CV Joint		F		*				GS-3911	A:28/B:34/D:58,5/L:147
2.0 16V	103/140	09/05->	CV Joint		F		*				GS-3911	A:28/B:34/D:58,5/L:147
2.0 HDi	103/140	08/08->	CV Joint		F		*				GS-3985	A:28/B:39/D:58,6/L:157
2.0 HDi 135	100/136	05/04->	CV Joint		F		*				GS-3985	A:28/B:39/D:58,6/L:157
2.2	116/158	05/04->	CV Joint		F		*				GS-3911	A:28/B:34/D:58,5/L:147
2.2 16V	120/163	09/05->	CV Joint		F		*				GS-3911	A:28/B:34/D:58,5/L:147
2.2 HDi 170	125/170	05/06->	CV Joint		F		*				GS-3985	A:28/B:39/D:58,6/L:157
3.0	155/211	05/04->	CV Joint		F		*				GS-3911	A:28/B:34/D:58,5/L:147
508 												
1.6 HDi	84/115	02/12->	CV Joint			6MT	*				GS-4034	A:28/B:39/D:58,6/L:156
1.6 HDi	82/112	11/10->	CV Joint			6MT; MT	*		trans.type MC/EGS6		GS-4034	A:28/B:39/D:58,6/L:156
1.6 THP	115/156	11/10->	CV Joint			6MT; MT	*		trans.type MC/EGS6		GS-4034	A:28/B:39/D:58,6/L:156
1.6 VTi	88/120	11/10->	CV Joint			6MT; MT	*		trans.type MC/EGS6		GS-4034	A:28/B:39/D:58,6/L:156
2.0 HDi	103/140	11/10->	CV Joint			6MT	*				GS-4034	A:28/B:39/D:58,6/L:156
2.0 HDi	120/163	11/10->	CV Joint			6MT	*		trans.type ML		GS-4034	A:28/B:39/D:58,6/L:156
2.0 HDi Hybrid4 AWC	120/163	11/10->	CV Joint			6MT	*		trans.type ML		GS-4034	A:28/B:39/D:58,6/L:156
508 SW 												
1.6 HDi	84/115	02/12->	CV Joint			6MT	*				GS-4034	A:28/B:39/D:58,6/L:156
1.6 HDi	82/112	11/10->	CV Joint			6MT; MT	*		trans.type MC/EGS6		GS-4034	A:28/B:39/D:58,6/L:156

	kw/HP		Type	L/R	F/R	AT/MT			ABS			Technical Specification	
1.6 THP	115/156	11/10->	CV Joint			6MT; MT	*			trans.type MC/EGS6	GS-4034	A:28/B:39/D:58,6/L:156	
1.6 VTi	88/120	11/10->	CV Joint			6MT; MT	*			trans.type MC/EGS6	GS-4034	A:28/B:39/D:58,6/L:156	
2.0 HDi	103/140	11/10->	CV Joint			6MT	*				GS-4034	A:28/B:39/D:58,6/L:156	
2.0 HDi	120/163	11/10->	CV Joint			6MT	*			trans.type ML	GS-4034	A:28/B:39/D:58,6/L:156	
2.0 HDi RXH Hybrid4	120/163	11/10->	CV Joint			6MT	*			trans.type ML	GS-4034	A:28/B:39/D:58,6/L:156	
806 [221] 													
1.8	73/99	07/95->08/02	CV Joint		F		*		48		GS-3382	A:27/B:34/D:61/L:137	
			Drive Shaft	L	F						AW-4430	A:27/B:24/D:61/L:648	
			Drive Shaft	L	F					48		AW-4431	A:27/B:24/D:59/L:648
			Drive Shaft	R	F							AW-4432	A:27/B:24/D:59/L:928
1.9 TD	68/92	05/97->08/02	CV Joint		F		*		48	+ ABS	GS-3380	A:27/B:39/D:59/L:145	
			Drive Shaft	R	F						AW-4425	A:27/B:37/D:59/L:947	
			Drive Shaft	L	F					48		AW-4426	A:27/B:37/D:59/L:641
			Drive Shaft	L	F							AW-4427	A:27/B:37/D:59/L:641
1.9 TD	66/90	07/95->08/02	CV Joint		F		*		48		GS-3380	A:27/B:39/D:59/L:145	
			Drive Shaft	R	F						AW-4425	A:27/B:37/D:59/L:947	
			Drive Shaft	L	F					48		AW-4426	A:27/B:37/D:59/L:641
			Drive Shaft	L	F							AW-4427	A:27/B:37/D:59/L:641
2.0	89/121	06/94->08/02	CV Joint		F		*		48	+ ABS	GS-3382	A:27/B:34/D:61/L:137	
			Drive Shaft	L	F						AW-4430	A:27/B:24/D:61/L:648	
			Drive Shaft	L	F					48		AW-4431	A:27/B:24/D:59/L:648
			Drive Shaft	R	F							AW-4432	A:27/B:24/D:59/L:928
2.0 16V	97/132	05/98->09/00	CV Joint		F	MT	*		48		GS-3380	A:27/B:39/D:59/L:145	
			Drive Shaft	R	F	MT					AW-4425	A:27/B:37/D:59/L:947	
			Drive Shaft	L	F					48		AW-4430	A:27/B:24/D:61/L:648
			Drive Shaft	L	F							AW-4431	A:27/B:24/D:59/L:648
2.0 16V	100/136	09/00->08/02	CV Joint		F		*		48		GS-3382	A:27/B:34/D:61/L:137	
			Drive Shaft	L	F						AW-4430	A:27/B:24/D:61/L:648	
			Drive Shaft	L	F					48		AW-4431	A:27/B:24/D:59/L:648
			Drive Shaft	R	F							AW-4432	A:27/B:24/D:59/L:928
2.0 HDI	80/109	08/99->08/02	CV Joint		F	MT	*		48		GS-3380	A:27/B:39/D:59/L:145	
			Drive Shaft	L	F						AW-4426	A:27/B:37/D:59/L:641	
			CV Joint		F	MT	*			48		GS-3380	A:27/B:39/D:59/L:145
			Drive Shaft	L	F					48		AW-4426	A:27/B:37/D:59/L:641
2.0 Turbo	108/147	06/94->08/02	CV Joint		F		*		48	+ ABS	GS-3380	A:27/B:39/D:59/L:145	
			Drive Shaft	R	F						AW-4425	A:27/B:37/D:59/L:947	
			Drive Shaft	L	F					48		AW-4426	A:27/B:37/D:59/L:641
			Drive Shaft	L	F							AW-4427	A:27/B:37/D:59/L:641
2.1 td 12V	80/109	06/96->08/99	CV Joint		F	MT	*		48	+ ABS	GS-3380	A:27/B:39/D:59/L:145	
			Drive Shaft	R	F	MT					AW-4425	A:27/B:37/D:59/L:947	
			Drive Shaft	L	F					48		AW-4426	A:27/B:37/D:59/L:641
			Drive Shaft	L	F							AW-4427	A:27/B:37/D:59/L:641
807 [E] 													
2.2 HDi	94/128	06/02->	CV Joint		F		*				GS-3911	A:28/B:34/D:58,5/L:147	



KW/HP



Type

L/R

F/R

AT/MT



ABS



Technical Specification

BOXER Box

Model	KW/HP	Year	Type	L/R	F/R	AT/MT	Wheel	ABS	Trans.	GS	Axle
2.2 HDi 100	74/101	04/06->	CV Joint	R	F	5MT; 6MT	*		07/06->; trans.type MLGU	GS-4027	A:41/B:27/D:34,85/L:505
			CV Joint		F	5MT; 6MT	*		trans.type MLGU	GS-4029	A:35/B:29/D:71,5/L:198
			CV Joint		F	5MT; 6MT	*		trans.type MLGU	GS-4030	A:35/B:27/D:71,5/L:193,5
2.2 HDi 120	88/120	04/06->	CV Joint	R	F	5MT; 6MT	*		trans.type MLGU	GS-4027	A:41/B:27/D:34,85/L:505
			CV Joint		F	5MT; 6MT	*		trans.type MLGU	GS-4029	A:35/B:29/D:71,5/L:198
			CV Joint		F	5MT; 6MT	*		trans.type MLGU	GS-4030	A:35/B:27/D:71,5/L:193,5
3.0 HDi 160	116/156	04/06->	CV Joint		F	6MT	*	trans.type M40 CV6	GS-4031	A:35/B:29/D:71,5/L:198	

BOXER Box [230L]

1.9 D	51/69	03/94->04/02	CV Joint		F		*	54	payload 1800 kg; trans.type MG5T; trans.type MLGU	GS-3375	A:35/B:45/D:70/L:190
			CV Joint		F		*		- ABS	GS-3376	A:28/B:39/D:63/L:175,5
			CV Joint		F		*	54	+ ABS; payload 1000 kg; payload 1400 kg; trans.type ME; trans.type MG5T; trans.type ML5T; trans.type MLGU; trans.type MLUC	GS-3377	A:28/B:39/D:63/L:175,5
			CV Joint	L; R	F	MT	*		payload 1800 kg	GS-3378	A:35/B:45/D:70/L:190
			Drive Shaft	R	F			54	payload 1800 kg; trans.type MG5T; trans.type MLGU	AW-4415	A:35/B:41/D:70/L:1085
			Drive Shaft	L	F			54	+ ABS; payload 1000 kg; payload 1400 kg; trans.type MG5T; trans.type MLGU	AW-4417	A:28/B:41/D:63/L:757,5
			Drive Shaft	L	F			54	+ ABS; trans.type ME; trans.type ML5T; trans.type MLUC	AW-4419	A:28/B:37/D:63/L:771
			Drive Shaft	R	F			54	trans.type ME; trans.type ML5T; trans.type MLUC	AW-4423	A:28/B:37/D:63/L:1072
1.9 D	50/68	07/99->04/02	Drive Shaft	R	F	MT	*		payload 1800 kg; trans.type MG	AW-4452	A:35/B:41/D:70/L:1085
			CV Joint		F		*	54	payload 1800 kg; trans.type MG5T; trans.type MLGU	GS-3375	A:35/B:45/D:70/L:190
			CV Joint		F		*		- ABS	GS-3376	A:28/B:39/D:63/L:175,5
			CV Joint		F		*	54	+ ABS; payload 1000 kg; payload 1400 kg; trans.type ME; trans.type MG5T; trans.type ML5T; trans.type MLUC	GS-3377	A:28/B:39/D:63/L:175,5
			CV Joint	L; R	F	MT	*		payload 1800 kg	GS-3378	A:35/B:45/D:70/L:190
			Drive Shaft	R	F			54	payload 1800 kg; trans.type MG5T; trans.type MLGU	AW-4415	A:35/B:41/D:70/L:1085
			Drive Shaft	L	F			54	+ ABS; payload 1000 kg; payload 1400 kg; trans.type MG5T; trans.type MLGU	AW-4417	A:28/B:41/D:63/L:757,5
			Drive Shaft	L	F			54	+ ABS; trans.type ME; trans.type ML5T; trans.type MLUC	AW-4419	A:28/B:37/D:63/L:771
1.9 TD	68/92	03/94->04/02	Drive Shaft	R	F			54	trans.type ME; trans.type ML5T; trans.type MLUC	AW-4423	A:28/B:37/D:63/L:1072
			Drive Shaft	R	F	MT	*		payload 1800 kg; trans.type MG	AW-4452	A:35/B:41/D:70/L:1085
			CV Joint		F		*	54	payload 1800 kg; trans.type MG5T; trans.type MLGU	GS-3375	A:35/B:45/D:70/L:190
			CV Joint		F		*		- ABS	GS-3376	A:28/B:39/D:63/L:175,5
			CV Joint		F		*	54	+ ABS; payload 1000 kg; payload 1400 kg; trans.type ME; trans.type MG5T; trans.type ML5T; trans.type MLUC	GS-3377	A:28/B:39/D:63/L:175,5
			CV Joint	L; R	F	MT	*		payload 1800 kg	GS-3378	A:35/B:45/D:70/L:190
			Drive Shaft	R	F			54	payload 1800 kg; trans.type MG5T; trans.type MLGU	AW-4415	A:35/B:41/D:70/L:1085
			Drive Shaft	L	F			54	+ ABS; payload 1000 kg; payload 1400 kg; trans.type MG5T; trans.type MLGU	AW-4417	A:28/B:41/D:63/L:757,5
1.9 TD	66/90	07/99->04/02	Drive Shaft	L	F			54	+ ABS; trans.type ME; trans.type ML5T; trans.type MLUC	AW-4419	A:28/B:37/D:63/L:771
			Drive Shaft	R	F			54	trans.type ME; trans.type ML5T; trans.type MLUC	AW-4423	A:28/B:37/D:63/L:1072
			CV Joint		F		*	54	payload 1800 kg; trans.type MG5T; trans.type MLGU	GS-3375	A:35/B:45/D:70/L:190
			CV Joint		F		*		- ABS	GS-3376	A:28/B:39/D:63/L:175,5
			CV Joint		F		*	54	+ ABS; payload 1000 kg; payload 1400 kg; trans.type ME; trans.type MG5T; trans.type ML5T; trans.type MLUC	GS-3377	A:28/B:39/D:63/L:175,5
			CV Joint	L; R	F	MT	*		payload 1800 kg	GS-3378	A:35/B:45/D:70/L:190
			Drive Shaft	R	F			54	payload 1800 kg; trans.type MG5T; trans.type MLGU	AW-4415	A:35/B:41/D:70/L:1085
			Drive Shaft	L	F			54	+ ABS; payload 1000 kg; payload 1400 kg; trans.type MG5T; trans.type MLGU	AW-4417	A:28/B:41/D:63/L:757,5



KW/HP



Type

L/R

F/R

AT/MT



ABS



Technical Specification

2.0 HDI

62/84

08/01->04/02

CV Joint		F			*	54	payload 1800 kg; trans.type MG5T; trans.type MLGU	GS-3375	A:35/B:45/D:70/L:190
CV Joint		F			*		- ABS	GS-3376	A:28/B:39/D:63/L:175,5
CV Joint		F			*	54	+ ABS; payload 1000 kg; payload 1400 kg; trans.type ME; trans.type MG5T; trans.type ML5T; trans.type MLGU; trans.type MLUC	GS-3377	A:28/B:39/D:63/L:175,5
Drive Shaft		R	F			54	payload 1800 kg; trans.type MG5T; trans.type MLGU	AW-4415	A:35/B:41/D:70/L:1085
Drive Shaft		L	F			54	ch.5235558->	AW-4416	A:35/B:41/D:70/L:762
Drive Shaft		L	F			54	+ ABS; payload 1000 kg; payload 1400 kg; trans.type MG5T; trans.type MLGU	AW-4417	A:28/B:41/D:63/L:757,5
Drive Shaft		L	F			54	+ ABS; trans.type ME; trans.type ML5T; trans.type MLUC	AW-4419	A:28/B:37/D:63/L:771
Drive Shaft		R	F			54	+ ABS; trans.type ME; trans.type ML5T; trans.type MLUC	AW-4423	A:28/B:37/D:63/L:1072
Drive Shaft		L	F				->ch.5235557	AW-4453	A:35/B:41/D:70/L:762

2.0 i

80/109

06/94->04/02

CV Joint		F			*	54	payload 1800 kg; trans.type MG5T; trans.type MLGU	GS-3375	A:35/B:45/D:70/L:190
CV Joint		F			*		- ABS	GS-3376	A:28/B:39/D:63/L:175,5
CV Joint		F			*	54	+ ABS; payload 1000 kg; payload 1400 kg; trans.type ME; trans.type MG5T; trans.type ML5T; trans.type MLGU	GS-3377	A:28/B:39/D:63/L:175,5
CV Joint	L; R	F		MT	*		->11/01; payload 1800 kg	GS-3378	A:35/B:45/D:70/L:190
Drive Shaft		R	F			54	payload 1800 kg; trans.type MG5T; trans.type MLGU	AW-4415	A:35/B:41/D:70/L:1085
Drive Shaft		L	F			54		AW-4416	A:35/B:41/D:70/L:762
Drive Shaft		L	F			54	+ ABS; payload 1000 kg; payload 1400 kg; trans.type MG5T; trans.type MLGU	AW-4417	A:28/B:41/D:63/L:757,5
Drive Shaft		R	F			54		AW-4418	A:28/B:41/D:63/L:1079
Drive Shaft		L	F			54	+ ABS; trans.type ME; trans.type ML5T; trans.type MLUC	AW-4419	A:28/B:37/D:63/L:771
Drive Shaft		R	F					AW-4422	A:28/B:41/D:63/L:1079
Drive Shaft		R	F			54	+ ABS; trans.type ME; trans.type ML5T; trans.type MLUC	AW-4423	A:28/B:37/D:63/L:1072
Drive Shaft		R	F		MT		->11/01; payload 1800 kg; trans.type MG	AW-4452	A:35/B:41/D:70/L:1085
Drive Shaft		L	F					AW-4453	A:35/B:41/D:70/L:762

2.5 D

63/86

03/94->04/02

CV Joint		F			*	54	payload 1800 kg; trans.type MG5T; trans.type MLGU	GS-3375	A:35/B:45/D:70/L:190
CV Joint		F			*		- ABS	GS-3376	A:28/B:39/D:63/L:175,5
CV Joint		F			*	54	+ ABS; payload 1000 kg; payload 1400 kg; trans.type MG5T; trans.type ML5T; trans.type MLGU; trans.type MLUC	GS-3377	A:28/B:39/D:63/L:175,5
CV Joint	L; R	F		MT	*		->11/01; payload 1800 kg	GS-3378	A:35/B:45/D:70/L:190
Drive Shaft		R	F			54	payload 1800 kg; trans.type MG5T; trans.type MLGU	AW-4415	A:35/B:41/D:70/L:1085
Drive Shaft		L	F			54		AW-4416	A:35/B:41/D:70/L:762
Drive Shaft		L	F			54	+ ABS; payload 1000 kg; payload 1400 kg; trans.type MG5T; trans.type MLGU	AW-4417	A:28/B:41/D:63/L:757,5
Drive Shaft		R	F					AW-4418	A:28/B:41/D:63/L:1079
Drive Shaft		L	F			54	+ ABS; trans.type ME; trans.type ML5T; trans.type MLUC	AW-4419	A:28/B:37/D:63/L:771
Drive Shaft		R	F					AW-4422	A:28/B:41/D:63/L:1079
Drive Shaft		R	F			54	+ ABS; trans.type ME; trans.type ML5T; trans.type MLUC	AW-4423	A:28/B:37/D:63/L:1072
Drive Shaft		R	F		MT		->11/01; payload 1800 kg; trans.type MG	AW-4452	A:35/B:41/D:70/L:1085
Drive Shaft		L	F					AW-4453	A:35/B:41/D:70/L:762



KW/HP



Type

L/R

F/R

AT/MT



ABS



Technical Specification

2.5 D 4x4	63/86	07/99->04/02	CV Joint		F		*	54	payload 1800 kg; trans.type MG5T; trans.type MLGU	GS-3375	A:35/B:45/D:70/L:190	
			CV Joint		F		*		- ABS	GS-3376	A:28/B:39/D:63/L:175,5	
			CV Joint		F		*	54	+ ABS; payload 1000 kg; payload 1400 kg; trans.type ME; trans.type MG5T; trans.type ML5T; trans.type MLGU; trans.type MLUC	GS-3377	A:28/B:39/D:63/L:175,5	
			CV Joint	L; R	F	MT	*		--09/00; payload 1800 kg	GS-3378	A:35/B:45/D:70/L:190	
			Drive Shaft		R	F			54	payload 1800 kg; trans.type MG5T; trans.type MLGU	AW-4415	A:35/B:41/D:70/L:1085
			Drive Shaft		L	F			54		AW-4416	A:35/B:41/D:70/L:762
			Drive Shaft		L	F			54	+ ABS; payload 1000 kg; payload 1400 kg; trans.type MG5T; trans.type MLGU	AW-4417	A:28/B:41/D:63/L:757,5
			Drive Shaft		R	F			54		AW-4418	A:28/B:41/D:63/L:1079
			Drive Shaft		L	F			54	+ ABS; trans.type ME; trans.type ML5T; trans.type MLUC	AW-4419	A:28/B:37/D:63/L:771
			Drive Shaft		R	F					AW-4422	A:28/B:41/D:63/L:1079
			Drive Shaft		R	F			54	+ ABS; trans.type ME; trans.type ML5T; trans.type MLUC	AW-4423	A:28/B:37/D:63/L:1072
			Drive Shaft		R	F	MT			--09/00; payload 1800 kg; trans.type MG	AW-4452	A:35/B:41/D:70/L:1085
			Drive Shaft		L	F					AW-4453	A:35/B:41/D:70/L:762
2.5 TD	76/103	03/94->04/02	CV Joint		F		*	54	payload 1800 kg; trans.type MG5T; trans.type MLGU	GS-3375	A:35/B:45/D:70/L:190	
			CV Joint		F		*		- ABS	GS-3376	A:28/B:39/D:63/L:175,5	
			CV Joint		F		*	54	+ ABS; payload 1000 kg; payload 1400 kg; trans.type ME; trans.type MG5T; trans.type ML5T; trans.type MLGU; trans.type MLUC	GS-3377	A:28/B:39/D:63/L:175,5	
			CV Joint	L; R	F	MT	*		--03/97; payload 1800 kg	GS-3378	A:35/B:45/D:70/L:190	
			Drive Shaft		R	F			54	payload 1800 kg; trans.type MG5T; trans.type MLGU	AW-4415	A:35/B:41/D:70/L:1085
			Drive Shaft		L	F			54		AW-4416	A:35/B:41/D:70/L:762
			Drive Shaft		L	F			54	+ ABS; payload 1000 kg; payload 1400 kg; trans.type MG5T; trans.type MLGU	AW-4417	A:28/B:41/D:63/L:757,5
			Drive Shaft		R	F			54		AW-4418	A:28/B:41/D:63/L:1079
			Drive Shaft		L	F			54	+ ABS; trans.type ME; trans.type ML5T; trans.type MLUC	AW-4419	A:28/B:37/D:63/L:771
			Drive Shaft		R	F					AW-4422	A:28/B:41/D:63/L:1079
			Drive Shaft		R	F			54	+ ABS; trans.type ME; trans.type ML5T; trans.type MLUC	AW-4423	A:28/B:37/D:63/L:1072
			Drive Shaft		R	F	MT			--03/97; payload 1800 kg; trans.type MG	AW-4452	A:35/B:41/D:70/L:1085
			Drive Shaft		L	F					AW-4453	A:35/B:41/D:70/L:762
2.5 TDI	79/107	01/97->04/02	CV Joint		F		*	54	payload 1800 kg; trans.type MG5T; trans.type MLGU	GS-3375	A:35/B:45/D:70/L:190	
			CV Joint		F		*		- ABS	GS-3376	A:28/B:39/D:63/L:175,5	
			CV Joint		F		*	54	+ ABS; payload 1000 kg; payload 1400 kg; trans.type ME; trans.type MG5T; trans.type ML5T; trans.type MLGU; trans.type MLUC	GS-3377	A:28/B:39/D:63/L:175,5	
			CV Joint	L; R	F	MT	*		--09/00; 04/97->; payload 1800 kg	GS-3378	A:35/B:45/D:70/L:190	
			Drive Shaft		R	F			54	payload 1800 kg; trans.type MG5T; trans.type MLGU	AW-4415	A:35/B:41/D:70/L:1085
			Drive Shaft		L	F			54		AW-4416	A:35/B:41/D:70/L:762
			Drive Shaft		L	F			54	+ ABS; payload 1000 kg; payload 1400 kg; trans.type MG5T; trans.type MLGU	AW-4417	A:28/B:41/D:63/L:757,5
			Drive Shaft		R	F			54		AW-4418	A:28/B:41/D:63/L:1079
			Drive Shaft		L	F			54	+ ABS; trans.type ME; trans.type ML5T; trans.type MLUC	AW-4419	A:28/B:37/D:63/L:771
			Drive Shaft		R	F					AW-4422	A:28/B:41/D:63/L:1079
			Drive Shaft		R	F			54	+ ABS; trans.type ME; trans.type ML5T; trans.type MLUC	AW-4423	A:28/B:37/D:63/L:1072
			Drive Shaft		R	F	MT			--09/00; 04/97->; payload 1800 kg; trans.type MG	AW-4452	A:35/B:41/D:70/L:1085
			Drive Shaft		L	F					AW-4453	A:35/B:41/D:70/L:762



KW/HP



Type

L/R

F/R

AT/MT











ABS



Technical Specification

2.5 TDI 4x4	79/107	07/99->04/02	CV Joint		F		*	54	payload 1800 kg; trans.type MG5T; trans.type MLGU	GS-3375	A:35/B:45/D:70/L:190
			CV Joint		F		*		- ABS	GS-3376	A:28/B:39/D:63/L:175,5
			CV Joint		F		*	54	+ ABS; payload 1000 kg; payload 1400 kg; trans.type ME; trans.type MG5T; trans.type ML5T; trans.type MLGU; trans.type MLUC	GS-3377	A:28/B:39/D:63/L:175,5
			CV Joint	L; R	F	MT	*		->09/00; payload 1800 kg	GS-3378	A:35/B:45/D:70/L:190
			Drive Shaft	R	F			54	payload 1800 kg; trans.type MG5T; trans.type MLGU	AW-4415	A:35/B:41/D:70/L:1085
			Drive Shaft	L	F			54		AW-4416	A:35/B:41/D:70/L:762
			Drive Shaft	L	F			54	+ ABS; payload 1000 kg; payload 1400 kg; trans.type MG5T; trans.type MLGU	AW-4417	A:28/B:41/D:63/L:757,5
			Drive Shaft	R	F			54		AW-4418	A:28/B:41/D:63/L:1079
			Drive Shaft	L	F			54	+ ABS; trans.type ME; trans.type ML5T; trans.type MLUC	AW-4419	A:28/B:37/D:63/L:771
			Drive Shaft	R	F					AW-4422	A:28/B:41/D:63/L:1079
			Drive Shaft	R	F			54	+ ABS; trans.type ME; trans.type ML5T; trans.type MLUC	AW-4423	A:28/B:37/D:63/L:1072
			Drive Shaft	R	F	MT			->09/00; payload 1800 kg; trans.type MG	AW-4452	A:35/B:41/D:70/L:1085
			Drive Shaft	L	F					AW-4453	A:35/B:41/D:70/L:762
2.8 HDi	93/126	10/00->11/01	Drive Shaft	L	F			54		AW-4416	A:35/B:41/D:70/L:762
			Drive Shaft	R	F			54		AW-4418	A:28/B:41/D:63/L:1079
			Drive Shaft	R	F					AW-4422	A:28/B:41/D:63/L:1079
			Drive Shaft	L	F					AW-4453	A:35/B:41/D:70/L:762
2.8 HDI	94/128	11/00->04/02	CV Joint		F		*	54	payload 1800 kg; trans.type MG5T; trans.type MLGU	GS-3375	A:35/B:45/D:70/L:190
			CV Joint		F		*		- ABS	GS-3376	A:28/B:39/D:63/L:175,5
			CV Joint		F		*	54	+ ABS; payload 1000 kg; payload 1400 kg; trans.type ME; trans.type MG5T; trans.type ML5T; trans.type MLGU; trans.type MLUC	GS-3377	A:28/B:39/D:63/L:175,5
			CV Joint	L; R	F	MT	*		payload 1800 kg	GS-3378	A:35/B:45/D:70/L:190
			Drive Shaft	R	F			54	payload 1800 kg; trans.type MG5T; trans.type MLGU	AW-4415	A:35/B:41/D:70/L:1085
			Drive Shaft	L	F			54		AW-4416	A:35/B:41/D:70/L:762
			Drive Shaft	L	F			54	+ ABS; payload 1000 kg; payload 1400 kg; trans.type MG5T; trans.type MLGU	AW-4417	A:28/B:41/D:63/L:757,5
			Drive Shaft	R	F			54		AW-4418	A:28/B:41/D:63/L:1079
			Drive Shaft	L	F			54	+ ABS; trans.type ME; trans.type ML5T; trans.type MLUC	AW-4419	A:28/B:37/D:63/L:771
			Drive Shaft	R	F					AW-4422	A:28/B:41/D:63/L:1079
			Drive Shaft	R	F			54	+ ABS; trans.type ME; trans.type ML5T; trans.type MLUC	AW-4423	A:28/B:37/D:63/L:1072
			Drive Shaft	R	F	MT			payload 1800 kg; trans.type MG5T	AW-4452	A:35/B:41/D:70/L:1085
			Drive Shaft	L	F					AW-4453	A:35/B:41/D:70/L:762
BOXER Box [244]											
2.0	81/110	04/02->	CV Joint		F		*	54	payload 1800 kg; trans.type HP20(AG); trans.type MLGU	GS-3375	A:35/B:45/D:70/L:190
			CV Joint		F		*		- ABS	GS-3376	A:28/B:39/D:63/L:175,5
			CV Joint		F		*	54	+ ABS; payload 1000 kg; payload 1400 kg; trans.type HP20(AG); trans.type MLGU	GS-3377	A:28/B:39/D:63/L:175,5
			Drive Shaft	R	F			54	payload 1800 kg; trans.type MLGU	AW-4415	A:35/B:41/D:70/L:1085
			Drive Shaft	L	F			54	+ ABS; payload 1000 kg; payload 1400 kg; trans.type MLGU	AW-4417	A:28/B:41/D:63/L:757,5
2.0 BiFuel	81/110	12/01->06/06	Drive Shaft	R	F	MT		->06/06; payload 1800 kg	AW-4452	A:35/B:41/D:70/L:1085	
2.0 HDi	62/84	04/02->	CV Joint		F		*	54	payload 1800 kg; trans.type HP20(AG); trans.type MLGU	GS-3375	A:35/B:45/D:70/L:190
			CV Joint		F		*		- ABS	GS-3376	A:28/B:39/D:63/L:175,5
			CV Joint		F		*	54	+ ABS; payload 1000 kg; payload 1400 kg; trans.type HP20(AG); trans.type MLGU	GS-3377	A:28/B:39/D:63/L:175,5
			Drive Shaft	R	F			54	payload 1800 kg; trans.type MLGU	AW-4415	A:35/B:41/D:70/L:1085
			Drive Shaft	L	F			54	+ ABS; payload 1000 kg; payload 1400 kg; trans.type MLGU	AW-4417	A:28/B:41/D:63/L:757,5
			Drive Shaft	L	F			54	+ ABS; trans.type MLUC	AW-4419	A:28/B:37/D:63/L:771
Drive Shaft	R	F			54	+ ABS; trans.type MLUC	AW-4423	A:28/B:37/D:63/L:1072			

	KW/HP		Type	L/R	F/R	AT/MT			ABS			Technical Specification	
2.2 HDi	74/101	04/02->	CV Joint		F			*	54	payload 1800 kg; trans.type HP20(AG); trans.type MLGU	GS-3375	A:35/B:45/D:70/L:190	
			CV Joint		F			*		- ABS	GS-3376	A:28/B:39/D:63/L:175,5	
			CV Joint		F				*	54	+ ABS; payload 1000 kg; payload 1400 kg; trans.type HP20(AG); trans.type MLGU	GS-3377	A:28/B:39/D:63/L:175,5
			Drive Shaft	R	F					54	payload 1800 kg; trans.type MLGU	AW-4415	A:35/B:41/D:70/L:1085
			Drive Shaft	L	F					54	+ ABS; payload 1000 kg; payload 1400 kg; trans.type MLGU	AW-4417	A:28/B:41/D:63/L:757,5
			Drive Shaft	R	F			MT			->06/06; payload 1800 kg	AW-4452	A:35/B:41/D:70/L:1085
2.8 HDi	94/128	04/02->	CV Joint		F			*	54	payload 1800 kg; trans.type HP20(AG); trans.type MLGU	GS-3375	A:35/B:45/D:70/L:190	
			CV Joint		F			*		- ABS	GS-3376	A:28/B:39/D:63/L:175,5	
			CV Joint		F				*	54	+ ABS; payload 1000 kg; payload 1400 kg; trans.type HP20(AG); trans.type MLGU	GS-3377	A:28/B:39/D:63/L:175,5
			Drive Shaft	R	F					54	payload 1800 kg; trans.type MLGU	AW-4415	A:35/B:41/D:70/L:1085
			Drive Shaft	L	F					54	+ ABS; payload 1000 kg; payload 1400 kg; trans.type MLGU	AW-4417	A:28/B:41/D:63/L:757,5
			Drive Shaft	R	F			MT			->06/06; payload 1800 kg	AW-4452	A:35/B:41/D:70/L:1085
2.8 HDi	107/146	04/04->	CV Joint		F			*	54	payload 1800 kg; trans.type MLGU	GS-3375	A:35/B:45/D:70/L:190	
			CV Joint		F			*		- ABS	GS-3376	A:28/B:39/D:63/L:175,5	
			CV Joint		F				*	54	+ ABS; payload 1000 kg; payload 1400 kg; trans.type HP20(AG)	GS-3377	A:28/B:39/D:63/L:175,5
			Drive Shaft	R	F					54	trans.type MLGU	AW-4415	A:35/B:41/D:70/L:1085
2.8 HDi 4x4	94/128	04/02->	Drive Shaft	R	F				54	payload 1800 kg	GS-3375	A:35/B:45/D:70/L:190	
			Drive Shaft	R	F						->06/06; payload 1800 kg	AW-4452	A:35/B:41/D:70/L:1085
BOXER Bus 													
2.2 HDi 100	74/101	04/06->	CV Joint	R	F		5MT; 6MT	*		02/07->; trans.type MLGU	GS-4027	A:41/B:27/D:34,85/L:505	
			CV Joint		F		5MT; 6MT	*		trans.type MLGU	GS-4029	A:35/B:29/D:71,5/L:198	
			CV Joint		F		5MT; 6MT	*			trans.type MLGU	GS-4030	A:35/B:27/D:71,5/L:193,5
2.2 HDi 120	88/120	04/06->	CV Joint	R	F		5MT; 6MT	*		07/06->; trans.type MLGU	GS-4027	A:41/B:27/D:34,85/L:505	
			CV Joint		F		5MT; 6MT	*		trans.type MLGU	GS-4029	A:35/B:29/D:71,5/L:198	
			CV Joint		F		5MT; 6MT	*			trans.type MLGU	GS-4030	A:35/B:27/D:71,5/L:193,5
2.2 HDi 150	110/150	03/11->	CV Joint		F			*		GS-4031	A:35/B:29/D:71,5/L:198		
3.0 HDi 160	116/156	04/06->	CV Joint		F		6MT	*	trans.type M40 CV6	GS-4031	A:35/B:29/D:71,5/L:198		
BOXER Bus (230P) 													
1.9 D	51/69	03/94->04/02	CV Joint		F			*	54	payload 1800 kg; trans.type MG5T; trans.type MLGU	GS-3375	A:35/B:45/D:70/L:190	
			CV Joint		F			*		- ABS	GS-3376	A:28/B:39/D:63/L:175,5	
			CV Joint		F				*	54	+ ABS; payload 1000 kg; payload 1400 kg; trans.type ME; trans.type MG5T; trans.type ML5T; trans.type MLGU; trans.type MLUC	GS-3377	A:28/B:39/D:63/L:175,5
			CV Joint	L; R	F		MT	*			->11/01; payload 1800 kg	GS-3378	A:35/B:45/D:70/L:190
			Drive Shaft	R	F					54	payload 1800 kg; trans.type MG5T; trans.type MLGU	AW-4415	A:35/B:41/D:70/L:1085
			Drive Shaft	L	F					54	+ ABS; payload 1000 kg; payload 1400 kg; trans.type MG5T; trans.type MLGU	AW-4417	A:28/B:41/D:63/L:757,5
			Drive Shaft	L	F					54	+ ABS; trans.type ME; trans.type ML5T; trans.type MLUC	AW-4419	A:28/B:37/D:63/L:771
			Drive Shaft	R	F					54	+ ABS; trans.type ME; trans.type ML5T; trans.type MLUC	AW-4423	A:28/B:37/D:63/L:1072
Drive Shaft	R	F			MT			->11/01; payload 1800 kg; trans.type MG	AW-4452	A:35/B:41/D:70/L:1085			



KW/HP



Type

L/R

F/R

AT/MT



ABS



Technical Specification

1.9 TD	68/92	03/94->04/02	CV Joint		F			*	54	payload 1800 kg; trans.type MG5T; trans.type MLGU	GS-3375	A:35/B:45/D:70/L:190		
			CV Joint		F			*		- ABS	GS-3376	A:28/B:39/D:63/L:175,5		
			CV Joint		F				*	54	+ ABS; payload 1000 kg; payload 1400 kg; trans.type ME; trans.type MG5T; trans.type ML5T; trans.type MLGU; trans.type MLUC	GS-3377	A:28/B:39/D:63/L:175,5	
			CV Joint	L; R	F		MT		*		payload 1800 kg	GS-3378	A:35/B:45/D:70/L:190	
			Drive Shaft		R		F			54	payload 1800 kg; trans.type MG5T; trans.type MLGU	AW-4415	A:35/B:41/D:70/L:1085	
			Drive Shaft		L		F			54	+ ABS; payload 1000 kg; payload 1400 kg; trans.type MG5T; trans.type MLGU	AW-4417	A:28/B:41/D:63/L:757,5	
			Drive Shaft		L		F			54	+ ABS; trans.type ME; trans.type ML5T; trans.type MLUC	AW-4419	A:28/B:37/D:63/L:771	
			Drive Shaft		R		F			54	+ ABS; trans.type ME; trans.type ML5T; trans.type MLUC	AW-4423	A:28/B:37/D:63/L:1072	
			Drive Shaft		R		F		MT		payload 1800 kg; trans.type MG	AW-4452	A:35/B:41/D:70/L:1085	
			CV Joint		F					*	54	payload 1800 kg; trans.type MG5T; trans.type MLGU	GS-3375	A:35/B:45/D:70/L:190
1.9 TD	66/90	08/94->04/02	CV Joint		F			*	54	- ABS	GS-3376	A:28/B:39/D:63/L:175,5		
			CV Joint		F			*	54	+ ABS; payload 1000 kg; payload 1400 kg; trans.type ME; trans.type MG5T; trans.type ML5T; trans.type MLGU; trans.type MLUC	GS-3377	A:28/B:39/D:63/L:175,5		
			CV Joint	L; R	F		MT		*		payload 1800 kg	GS-3378	A:35/B:45/D:70/L:190	
			Drive Shaft		R		F			54	payload 1800 kg; trans.type MG5T; trans.type MLGU	AW-4415	A:35/B:41/D:70/L:1085	
			Drive Shaft		L		F			54	+ ABS; payload 1000 kg; payload 1400 kg; trans.type MG5T; trans.type MLGU	AW-4417	A:28/B:41/D:63/L:757,5	
			Drive Shaft		L		F			54	+ ABS; trans.type ME; trans.type ML5T; trans.type MLUC	AW-4419	A:28/B:37/D:63/L:771	
			Drive Shaft		R		F			54	+ ABS; trans.type ME; trans.type ML5T; trans.type MLUC	AW-4423	A:28/B:37/D:63/L:1072	
			Drive Shaft		R		F		MT		payload 1800 kg; trans.type MG	AW-4452	A:35/B:41/D:70/L:1085	
			CV Joint		F					*	54	payload 1800 kg; trans.type MG5T; trans.type MLGU	GS-3375	A:35/B:45/D:70/L:190
			CV Joint		F					*	54	+ ABS; payload 1000 kg; payload 1400 kg; trans.type ME; trans.type MG5T; trans.type ML5T; trans.type MLGU; trans.type MLUC	GS-3377	A:28/B:39/D:63/L:175,5
1.9 TD 4x4	68/92	07/96->04/02	CV Joint	L; R	F		MT		*	--09/00; payload 1800 kg	GS-3378	A:35/B:45/D:70/L:190		
			Drive Shaft		R		F			54	payload 1800 kg; trans.type MG5T; trans.type MLGU	AW-4415	A:35/B:41/D:70/L:1085	
			Drive Shaft		L		F			54	+ ABS; payload 1000 kg; payload 1400 kg; trans.type MG5T; trans.type MLGU	AW-4417	A:28/B:41/D:63/L:757,5	
			Drive Shaft		L		F			54	+ ABS; trans.type ME; trans.type ML5T; trans.type MLUC	AW-4419	A:28/B:37/D:63/L:771	
			Drive Shaft		R		F			54	+ ABS; trans.type ME; trans.type ML5T; trans.type MLUC	AW-4423	A:28/B:37/D:63/L:1072	
			Drive Shaft		R		F		MT		--09/00; payload 1800 kg; trans.type MG	AW-4452	A:35/B:41/D:70/L:1085	
			CV Joint		F					*	54	payload 1800 kg; trans.type MG5T; trans.type MLGU	GS-3375	A:35/B:45/D:70/L:190
			CV Joint		F					*	54	- ABS	GS-3376	A:28/B:39/D:63/L:175,5
			CV Joint		F					*	54	+ ABS; payload 1000 kg; payload 1400 kg; trans.type ME; trans.type MG5T; trans.type ML5T; trans.type MLGU; trans.type MLUC	GS-3377	A:28/B:39/D:63/L:175,5
			CV Joint	L; R	F		MT		*		--11/01; payload 1800 kg	GS-3378	A:35/B:45/D:70/L:190	
2.0 i	80/109	03/94->04/02	Drive Shaft		R		F			54	payload 1800 kg; trans.type MG5T; trans.type MLGU	AW-4415	A:35/B:41/D:70/L:1085	
			Drive Shaft		L		F			54	- ABS	AW-4416	A:35/B:41/D:70/L:762	
			Drive Shaft		L		F			54	+ ABS; payload 1000 kg; payload 1400 kg; trans.type MG5T; trans.type MLGU	AW-4417	A:28/B:41/D:63/L:757,5	
			Drive Shaft		R		F			54	- ABS	AW-4418	A:28/B:41/D:63/L:1079	
			Drive Shaft		L		F			54	+ ABS; trans.type ME; trans.type ML5T; trans.type MLUC	AW-4419	A:28/B:37/D:63/L:771	
			Drive Shaft		R		F			54	- ABS	AW-4422	A:28/B:41/D:63/L:1079	
			Drive Shaft		R		F			54	+ ABS; trans.type ME; trans.type ML5T; trans.type MLUC	AW-4423	A:28/B:37/D:63/L:1072	
			Drive Shaft		R		F		MT		--11/01; payload 1800 kg; trans.type MG	AW-4452	A:35/B:41/D:70/L:1085	
			Drive Shaft		L		F				54	- ABS	AW-4453	A:35/B:41/D:70/L:762



KW/HP



Type

L/R

F/R

AT/MT



ABS



Technical Specification

2.0 i 4x4	80/109	08/96->04/02	CV Joint		F		*	54	payload 1800 kg; trans.type MG5T; trans.type MLGU	GS-3375	A:35/B:45/D:70/L:190	
			CV Joint		F		*		- ABS	GS-3376	A:28/B:39/D:63/L:175,5	
			CV Joint		F		*	54	+ ABS; payload 1000 kg; payload 1400 kg; trans.type ME; trans.type MG5T; trans.type ML5T; trans.type MLGU; trans.type MLUC	GS-3377	A:28/B:39/D:63/L:175,5	
			CV Joint	L; R	F	MT	*		--09/00; payload 1800 kg	GS-3378	A:35/B:45/D:70/L:190	
			Drive Shaft		R	F			54	payload 1800 kg; trans.type MG5T; trans.type MLGU	AW-4415	A:35/B:41/D:70/L:1085
			Drive Shaft		L	F			54		AW-4416	A:35/B:41/D:70/L:762
			Drive Shaft		L	F			54	+ ABS; payload 1000 kg; payload 1400 kg; trans.type MG5T; trans.type MLGU	AW-4417	A:28/B:41/D:63/L:757,5
			Drive Shaft		R	F			54		AW-4418	A:28/B:41/D:63/L:1079
			Drive Shaft		L	F			54	+ ABS; trans.type ME; trans.type ML5T; trans.type MLUC	AW-4419	A:28/B:37/D:63/L:771
			Drive Shaft		R	F					AW-4422	A:28/B:41/D:63/L:1079
			Drive Shaft		R	F			54	+ ABS; trans.type ME; trans.type ML5T; trans.type MLUC	AW-4423	A:28/B:37/D:63/L:1072
			Drive Shaft		R	F	MT			--09/00; payload 1800 kg; trans.type MG	AW-4452	A:35/B:41/D:70/L:1085
			Drive Shaft		L	F					AW-4453	A:35/B:41/D:70/L:762
2.5 D	63/86	08/94->04/02	CV Joint		F		*	54	payload 1800 kg; trans.type MG5T; trans.type MLGU	GS-3375	A:35/B:45/D:70/L:190	
			CV Joint		F		*		- ABS	GS-3376	A:28/B:39/D:63/L:175,5	
			CV Joint		F		*	54	+ ABS; payload 1000 kg; payload 1400 kg; trans.type ME; trans.type MG5T; trans.type ML5T; trans.type MLGU; trans.type MLUC	GS-3377	A:28/B:39/D:63/L:175,5	
			CV Joint	L; R	F	MT	*		--11/01; payload 1800 kg	GS-3378	A:35/B:45/D:70/L:190	
			Drive Shaft		R	F			54	payload 1800 kg; trans.type MG5T; trans.type MLGU	AW-4415	A:35/B:41/D:70/L:1085
			Drive Shaft		L	F			54		AW-4416	A:35/B:41/D:70/L:762
			Drive Shaft		L	F			54	+ ABS; payload 1000 kg; payload 1400 kg; trans.type MG5T; trans.type MLGU	AW-4417	A:28/B:41/D:63/L:757,5
			Drive Shaft		R	F			54		AW-4418	A:28/B:41/D:63/L:1079
			Drive Shaft		L	F			54	+ ABS; trans.type ME; trans.type ML5T; trans.type MLUC	AW-4419	A:28/B:37/D:63/L:771
			Drive Shaft		R	F					AW-4422	A:28/B:41/D:63/L:1079
			Drive Shaft		R	F			54	+ ABS; trans.type ME; trans.type ML5T; trans.type MLUC	AW-4423	A:28/B:37/D:63/L:1072
			Drive Shaft		R	F	MT			--11/01; payload 1800 kg; trans.type MG	AW-4452	A:35/B:41/D:70/L:1085
			Drive Shaft		L	F					AW-4453	A:35/B:41/D:70/L:762
2.5 D 4x4	63/86	07/96->04/02	CV Joint		F		*	54	payload 1800 kg; trans.type MG5T; trans.type MLGU	GS-3375	A:35/B:45/D:70/L:190	
			CV Joint		F		*		- ABS	GS-3376	A:28/B:39/D:63/L:175,5	
			CV Joint		F		*	54	+ ABS; payload 1000 kg; payload 1400 kg; trans.type ME; trans.type MG5T; trans.type ML5T; trans.type MLGU; trans.type MLUC	GS-3377	A:28/B:39/D:63/L:175,5	
			CV Joint	L; R	F	MT	*		--09/00; payload 1800 kg	GS-3378	A:35/B:45/D:70/L:190	
			Drive Shaft		R	F			54	payload 1800 kg; trans.type MG5T; trans.type MLGU	AW-4415	A:35/B:41/D:70/L:1085
			Drive Shaft		L	F			54		AW-4416	A:35/B:41/D:70/L:762
			Drive Shaft		L	F			54	+ ABS; payload 1000 kg; payload 1400 kg; trans.type MG5T; trans.type MLGU	AW-4417	A:28/B:41/D:63/L:757,5
			Drive Shaft		R	F			54		AW-4418	A:28/B:41/D:63/L:1079
			Drive Shaft		L	F			54	+ ABS; trans.type ME; trans.type ML5T; trans.type MLUC	AW-4419	A:28/B:37/D:63/L:771
			Drive Shaft		R	F					AW-4422	A:28/B:41/D:63/L:1079
			Drive Shaft		R	F			54	+ ABS; trans.type ME; trans.type ML5T; trans.type MLUC	AW-4423	A:28/B:37/D:63/L:1072
			Drive Shaft		R	F	MT			--09/00; payload 1800 kg; trans.type MG	AW-4452	A:35/B:41/D:70/L:1085
			Drive Shaft		L	F					AW-4453	A:35/B:41/D:70/L:762



KW/HP



Type

L/R

F/R

AT/MT



ABS



Technical Specification

2.5 TD	76/103	07/94->04/02	CV Joint		F		*	54	payload 1800 kg; trans.type MG5T; trans.type MLGU	GS-3375	A:35/B:45/D:70/L:190
			CV Joint		F		*		- ABS	GS-3376	A:28/B:39/D:63/L:175,5
			CV Joint		F		*	54	+ ABS; payload 1000 kg; payload 1400 kg; trans.type ME; trans.type MG5T; trans.type ML5T; trans.type MLGU; trans.type MLUC	GS-3377	A:28/B:39/D:63/L:175,5
			CV Joint	L; R	F	MT	*		->03/97; payload 1800 kg	GS-3378	A:35/B:45/D:70/L:190
			Drive Shaft		R	F		54	payload 1800 kg; trans.type MG5T; trans.type MLGU	AW-4415	A:35/B:41/D:70/L:1085
			Drive Shaft		L	F		54		AW-4416	A:35/B:41/D:70/L:762
			Drive Shaft		L	F		54	+ ABS; payload 1000 kg; payload 1400 kg; trans.type MG5T; trans.type MLGU	AW-4417	A:28/B:41/D:63/L:757,5
			Drive Shaft		R	F		54		AW-4418	A:28/B:41/D:63/L:1079
			Drive Shaft		L	F		54	+ ABS; trans.type ME; trans.type ML5T; trans.type MLUC	AW-4419	A:28/B:37/D:63/L:771
			Drive Shaft		R	F				AW-4422	A:28/B:41/D:63/L:1079
			Drive Shaft		R	F		54	+ ABS; trans.type ME; trans.type ML5T; trans.type MLUC	AW-4423	A:28/B:37/D:63/L:1072
			Drive Shaft		R	F	MT		->03/97; payload 1800 kg; trans.type MG	AW-4452	A:35/B:41/D:70/L:1085
			Drive Shaft		L	F				AW-4453	A:35/B:41/D:70/L:762
2.5 TD 4x4	76/103	07/96->04/02	CV Joint		F		*	54	payload 1800 kg; trans.type MG5T; trans.type MLGU	GS-3375	A:35/B:45/D:70/L:190
			CV Joint		F		*		- ABS	GS-3376	A:28/B:39/D:63/L:175,5
			CV Joint		F		*	54	+ ABS; payload 1000 kg; payload 1400 kg; trans.type ME; trans.type MG5T; trans.type ML5T; trans.type MLGU; trans.type MLUC	GS-3377	A:28/B:39/D:63/L:175,5
			CV Joint	L; R	F	MT	*		payload 1800 kg	GS-3378	A:35/B:45/D:70/L:190
			Drive Shaft		R	F		54	payload 1800 kg; trans.type MG5T; trans.type MLGU	AW-4415	A:35/B:41/D:70/L:1085
			Drive Shaft		L	F		54		AW-4416	A:35/B:41/D:70/L:762
			Drive Shaft		L	F		54	+ ABS; payload 1000 kg; payload 1400 kg; trans.type MG5T; trans.type MLGU	AW-4417	A:28/B:41/D:63/L:757,5
			Drive Shaft		R	F		54		AW-4418	A:28/B:41/D:63/L:1079
			Drive Shaft		L	F		54	+ ABS; trans.type ME; trans.type ML5T; trans.type MLUC	AW-4419	A:28/B:37/D:63/L:771
			Drive Shaft		R	F				AW-4422	A:28/B:41/D:63/L:1079
			Drive Shaft		R	F		54	+ ABS; trans.type ME; trans.type ML5T; trans.type MLUC	AW-4423	A:28/B:37/D:63/L:1072
			Drive Shaft		R	F	MT		payload 1800 kg; trans.type MG	AW-4452	A:35/B:41/D:70/L:1085
			Drive Shaft		L	F				AW-4453	A:35/B:41/D:70/L:762
2.5 TDI	79/107	01/97->04/02	CV Joint		F		*	54	payload 1800 kg; trans.type MG5T; trans.type MLGU	GS-3375	A:35/B:45/D:70/L:190
			CV Joint		F		*		- ABS	GS-3376	A:28/B:39/D:63/L:175,5
			CV Joint		F		*	54	+ ABS; payload 1000 kg; payload 1400 kg; trans.type ME; trans.type MG5T; trans.type ML5T; trans.type MLGU; trans.type MLUC	GS-3377	A:28/B:39/D:63/L:175,5
			CV Joint	L; R	F	MT	*		->09/00; 04/97->; payload 1800 kg	GS-3378	A:35/B:45/D:70/L:190
			Drive Shaft		R	F		54	payload 1800 kg; trans.type MG5T; trans.type MLGU	AW-4415	A:35/B:41/D:70/L:1085
			Drive Shaft		L	F		54		AW-4416	A:35/B:41/D:70/L:762
			Drive Shaft		L	F		54	+ ABS; payload 1000 kg; payload 1400 kg; trans.type MG5T; trans.type MLGU	AW-4417	A:28/B:41/D:63/L:757,5
			Drive Shaft		R	F		54		AW-4418	A:28/B:41/D:63/L:1079
			Drive Shaft		L	F		54	+ ABS; trans.type ME; trans.type ML5T; trans.type MLUC	AW-4419	A:28/B:37/D:63/L:771
			Drive Shaft		R	F				AW-4422	A:28/B:41/D:63/L:1079
			Drive Shaft		R	F		54	+ ABS; trans.type ME; trans.type ML5T; trans.type MLUC	AW-4423	A:28/B:37/D:63/L:1072
			Drive Shaft		R	F	MT		->09/00; 04/97->; payload 1800 kg; trans.type MG	AW-4452	A:35/B:41/D:70/L:1085
			Drive Shaft		L	F				AW-4453	A:35/B:41/D:70/L:762



KW/HP



Type

L/R

F/R

AT/MT


















ABS



Technical Specification

2.5 TDI 4x4	79/107	01/97->04/02	CV Joint		F		*	54	payload 1800 kg; trans.type MG5T; trans.type MLGU	GS-3375	A:35/B:45/D:70/L:190
			CV Joint		F		*		- ABS	GS-3376	A:28/B:39/D:63/L:175,5
			CV Joint		F		*	54	+ ABS; payload 1000 kg; payload 1400 kg; trans.type ME; trans.type MG5T; trans.type ML5G; trans.type MLGU; trans.type MLUC	GS-3377	A:28/B:39/D:63/L:175,5
			CV Joint	L; R	F	MT	*		-->09/00; 10/98->; payload 1800 kg	GS-3378	A:35/B:45/D:70/L:190
			Drive Shaft	R	F			54	payload 1800 kg; trans.type MG5T; trans.type MLGU	AW-4415	A:35/B:41/D:70/L:1085
			Drive Shaft	L	F			54		AW-4416	A:35/B:41/D:70/L:762
			Drive Shaft	L	F			54	+ ABS; payload 1000 kg; payload 1400 kg; trans.type MG5T; trans.type MLGU	AW-4417	A:28/B:41/D:63/L:757,5
			Drive Shaft	R	F			54		AW-4418	A:28/B:41/D:63/L:1079
			Drive Shaft	L	F			54	+ ABS; trans.type ME; trans.type ML5T; trans.type MLUC	AW-4419	A:28/B:37/D:63/L:771
			Drive Shaft	R	F					AW-4422	A:28/B:41/D:63/L:1079
			Drive Shaft	R	F			54	+ ABS; trans.type ME; trans.type ML5T; trans.type MLUC	AW-4423	A:28/B:37/D:63/L:1072
			Drive Shaft	R	F	MT			-->09/00; 10/98->; payload 1800 kg; trans.type MG	AW-4452	A:35/B:41/D:70/L:1085
			Drive Shaft	L	F					AW-4453	A:35/B:41/D:70/L:762
2.8 HDi	93/126	10/00->11/01	Drive Shaft	L	F			54		AW-4416	A:35/B:41/D:70/L:762
			Drive Shaft	R	F			54		AW-4418	A:28/B:41/D:63/L:1079
			Drive Shaft	R	F					AW-4422	A:28/B:41/D:63/L:1079
			Drive Shaft	L	F					AW-4453	A:35/B:41/D:70/L:762
2.8 HDI	94/128	11/00->04/02	CV Joint		F		*	54	payload 1800 kg; trans.type MG5T; trans.type MLGU	GS-3375	A:35/B:45/D:70/L:190
			CV Joint		F		*		- ABS	GS-3376	A:28/B:39/D:63/L:175,5
			CV Joint		F		*	54	+ ABS; payload 1000 kg; payload 1400 kg; trans.type ME; trans.type MG5T; trans.type ML5T; trans.type MLGU; trans.type MLUC	GS-3377	A:28/B:39/D:63/L:175,5
			CV Joint	L; R	F	MT	*		payload 1800 kg	GS-3378	A:35/B:45/D:70/L:190
			Drive Shaft	R	F			54	payload 1800 kg; trans.type MG5T; trans.type MLGU	AW-4415	A:35/B:41/D:70/L:1085
			Drive Shaft	L	F			54		AW-4416	A:35/B:41/D:70/L:762
			Drive Shaft	L	F			54	+ ABS; payload 1000 kg; payload 1400 kg; trans.type MG5T; trans.type MLGU	AW-4417	A:28/B:41/D:63/L:757,5
			Drive Shaft	R	F			54		AW-4418	A:28/B:41/D:63/L:1079
			Drive Shaft	L	F			54	+ ABS; trans.type ME; trans.type ML5T; trans.type MLUC	AW-4419	A:28/B:37/D:63/L:771
			Drive Shaft	R	F					AW-4422	A:28/B:41/D:63/L:1079
			Drive Shaft	R	F			54	+ ABS; trans.type ME; trans.type ML5T; trans.type MLUC	AW-4423	A:28/B:37/D:63/L:1072
			Drive Shaft	R	F	MT			payload 1800 kg; trans.type MG5T	AW-4452	A:35/B:41/D:70/L:1085
			Drive Shaft	L	F					AW-4453	A:35/B:41/D:70/L:762
2.8 HDi 4x4	94/128	10/00->04/02	Drive Shaft	L	F			54		AW-4416	A:35/B:41/D:70/L:762
			Drive Shaft	R	F			54		AW-4418	A:28/B:41/D:63/L:1079
			Drive Shaft	R	F					AW-4422	A:28/B:41/D:63/L:1079
			Drive Shaft	L	F					AW-4453	A:35/B:41/D:70/L:762
BOXER Bus (244, Z_) 											
2.0	81/110	04/02->	CV Joint		F		*	54	payload 1800 kg; trans.type HP20(AG); trans.type MLGU	GS-3375	A:35/B:45/D:70/L:190
			CV Joint		F		*		- ABS	GS-3376	A:28/B:39/D:63/L:175,5
			CV Joint		F		*	54	+ ABS; payload 1000 kg; payload 1400 kg; trans.type HP20(AG); trans.type MLGU	GS-3377	A:28/B:39/D:63/L:175,5
			Drive Shaft	R	F			54	payload 1800 kg; trans.type MLGU	AW-4415	A:35/B:41/D:70/L:1085
			Drive Shaft	L	F			54	+ ABS; payload 1000 kg; payload 1400 kg; trans.type MLGU	AW-4417	A:28/B:41/D:63/L:757,5
2.0 BiFuel	81/110	12/01->06/06	Drive Shaft	R	F	MT			-->06/06; payload 1800 kg	AW-4452	A:35/B:41/D:70/L:1085
			Drive Shaft	R	F	MT			payload 1800 kg	AW-4452	A:35/B:41/D:70/L:1085

		kw/HP		Type	L/R	F/R	AT/MT			ABS			Technical Specification	
2.0 HDi	62/84	04/02->	CV Joint	F				*	54	payload 1800 kg; trans.type HP20(AG); trans.type MLGU		GS-3375	A:35/B:45/D:70/L:190	
			CV Joint	F				*		- ABS		GS-3376	A:28/B:39/D:63/L:175,5	
			CV Joint	F				*	54	+ ABS; payload 1000 kg; payload 1400 kg; trans.type HP20(AG); trans.type MLGU; trans.type MLUC		GS-3377	A:28/B:39/D:63/L:175,5	
			Drive Shaft	R	F					54	payload 1800 kg; trans.type MLGU		AW-4415	A:35/B:41/D:70/L:1085
			Drive Shaft	L	F					54	+ ABS; payload 1000 kg; payload 1400 kg; trans.type MLGU		AW-4417	A:28/B:41/D:63/L:757,5
			Drive Shaft	L	F					54	+ ABS; trans.type MLUC		AW-4419	A:28/B:37/D:63/L:771
			Drive Shaft	R	F					54	+ ABS; trans.type MLUC		AW-4423	A:28/B:37/D:63/L:1072
2.2 HDi	74/101	04/02->	CV Joint	F				*	54	payload 1800 kg; trans.type HP20(AG); trans.type MLGU		GS-3375	A:35/B:45/D:70/L:190	
			CV Joint	F				*		- ABS		GS-3376	A:28/B:39/D:63/L:175,5	
			CV Joint	F				*	54	+ ABS; payload 1000 kg; payload 1400 kg; trans.type HP20(AG); trans.type MLGU		GS-3377	A:28/B:39/D:63/L:175,5	
			Drive Shaft	R	F					54	payload 1800 kg; trans.type MLGU		AW-4415	A:35/B:41/D:70/L:1085
			Drive Shaft	L	F					54	+ ABS; payload 1000 kg; payload 1400 kg; trans.type MLGU		AW-4417	A:28/B:41/D:63/L:757,5
2.8 HDi	94/128	04/02->	Drive Shaft	R	F		MT			--06/06; payload 1800 kg		AW-4452	A:35/B:41/D:70/L:1085	
			CV Joint	F				*	54	payload 1800 kg; trans.type HP20(AG); trans.type MLGU		GS-3375	A:35/B:45/D:70/L:190	
			CV Joint	F				*		- ABS		GS-3376	A:28/B:39/D:63/L:175,5	
			CV Joint	F				*	54	+ ABS; payload 1000 kg; payload 1400 kg; trans.type HP20(AG); trans.type MLGU		GS-3377	A:28/B:39/D:63/L:175,5	
2.8 HDi	107/145	04/04->	Drive Shaft	R	F		MT			--06/06; payload 1800 kg		AW-4452	A:35/B:41/D:70/L:1085	
			Drive Shaft	R	F		MT					AW-4452	A:35/B:41/D:70/L:1085	
			Drive Shaft	L	F					54	+ ABS; payload 1000 kg; payload 1400 kg; trans.type MLGU		AW-4417	A:28/B:41/D:63/L:757,5
2.8 HDi 4x4	94/128	04/02->	Drive Shaft	R	F					--06/06; payload 1800 kg		AW-4452	A:35/B:41/D:70/L:1085	
			CV Joint	F				*	54	payload 1800 kg		GS-3375	A:35/B:45/D:70/L:190	
BOXER Platform/Chassis 														
2.2 HDi 100	74/101	04/06->	CV Joint	R	F		5MT; 6MT		*	02/07->; trans.type MLGU		GS-4027	A:41/B:27/D:34,85/L:505	
			CV Joint	F			5MT; 6MT		*	trans.type MLGU		GS-4029	A:35/B:29/D:71,5/L:198	
			CV Joint	F			5MT; 6MT		*	trans.type MLGU		GS-4030	A:35/B:27/D:71,5/L:193,5	
2.2 HDi 120	88/120	04/06->	CV Joint	R	F		5MT; 6MT		*	02/07->; trans.type MLGU		GS-4027	A:41/B:27/D:34,85/L:505	
			CV Joint	F			5MT; 6MT		*	trans.type MLGU		GS-4029	A:35/B:29/D:71,5/L:198	
3.0 HDi 160	116/156	04/06->	CV Joint	F			6MT		*	trans.type M40 CV6		GS-4031	A:35/B:29/D:71,5/L:198	
			CV Joint	F			6MT		*	trans.type M40 CV6		GS-4031	A:35/B:29/D:71,5/L:198	
BOXER Platform/Chassis (244) 														
2.0 BiFuel	81/110	12/01->06/06	Drive Shaft	R	F		MT			payload 1800 kg		AW-4452	A:35/B:41/D:70/L:1085	
			CV Joint	F				*	54	payload 1800 kg; trans.type HP20(AG); trans.type MLGU		GS-3375	A:35/B:45/D:70/L:190	
			CV Joint	F				*		- ABS		GS-3376	A:28/B:39/D:63/L:175,5	
			CV Joint	F				*	54	+ ABS; payload 1000 kg; payload 1400 kg; trans.type HP20(AG); trans.type MLGU; trans.type MLUC		GS-3377	A:28/B:39/D:63/L:175,5	
			Drive Shaft	R	F					54	payload 1800 kg; trans.type MLGU		AW-4415	A:35/B:41/D:70/L:1085
			Drive Shaft	L	F					54	+ ABS; payload 1000 kg; payload 1400 kg; trans.type MLGU		AW-4417	A:28/B:41/D:63/L:757,5
			Drive Shaft	L	F					54	+ ABS; trans.type MLUC		AW-4419	A:28/B:37/D:63/L:771
2.2 HDi	74/101	04/02->	Drive Shaft	R	F					+ ABS; trans.type MLUC		AW-4423	A:28/B:37/D:63/L:1072	
			CV Joint	F				*	54	payload 1800 kg; trans.type HP20(AG); trans.type MLGU		GS-3375	A:35/B:45/D:70/L:190	
			CV Joint	F				*		- ABS		GS-3376	A:28/B:39/D:63/L:175,5	
			CV Joint	F				*	54	+ ABS; payload 1000 kg; payload 1400 kg; trans.type HP20(AG); trans.type MLGU		GS-3377	A:28/B:39/D:63/L:175,5	
			Drive Shaft	R	F					54	payload 1800 kg; trans.type MLGU		AW-4415	A:35/B:41/D:70/L:1085
2.2 HDi	74/101	04/02->	Drive Shaft	L	F					+ ABS; payload 1000 kg; payload 1400 kg; trans.type MLGU		AW-4417	A:28/B:41/D:63/L:757,5	
			Drive Shaft	L	F					54	+ ABS; trans.type MLUC		AW-4419	A:28/B:37/D:63/L:771
			Drive Shaft	R	F			MT			--06/06; payload 1800 kg		AW-4452	A:35/B:41/D:70/L:1085

		kw/HP		Type	L/R	F/R	AT/MT			ABS			Technical Specification
2.8 HDi	94/128	04/02->	CV Joint	F				*	54	payload 1800 kg; trans.type HP20[AG]; trans.type MLGU		GS-3375	A:35/B:45/D:70/L:190
			CV Joint	F				*		- ABS		GS-3376	A:28/B:39/D:63/L:175,5
			CV Joint	F				*	54	+ ABS; payload 1000 kg; payload 1400 kg; trans.type HP20[AG]; trans.type MLGU		GS-3377	A:28/B:39/D:63/L:175,5
			Drive Shaft	R	F				54	payload 1800 kg; trans.type MLGU		AW-4415	A:35/B:41/D:70/L:1085
			Drive Shaft	L	F				54	+ ABS; payload 1000 kg; payload 1400 kg; trans.type MLGU		AW-4417	A:28/B:41/D:63/L:757,5
			Drive Shaft	R	F	MT				--06/06; ch.936-->; ch.VF3-->; payload 1800 kg		AW-4452	A:35/B:41/D:70/L:1085
2.8 HDi	107/146	04/04->	CV Joint	F				*	54	payload 1800 kg; trans.type HP20[AG]; trans.type MLGU		GS-3375	A:35/B:45/D:70/L:190
			CV Joint	F				*		- ABS		GS-3376	A:28/B:39/D:63/L:175,5
			CV Joint	F				*	54	+ ABS; payload 1000 kg; payload 1400 kg; trans.type HP20[AG]		GS-3377	A:28/B:39/D:63/L:175,5
2.8 HDi 4x4	94/128	04/02->	Drive Shaft	R	F			54	trans.type MLGU		AW-4415	A:35/B:41/D:70/L:1085	
			Drive Shaft	R	F				--06/06; ch.VF3-->		AW-4452	A:35/B:41/D:70/L:1085	
BOXER Platform/Chassis (ZCT_) 													
1.9 TD	66/90	06/94->04/02	CV Joint	F				*	54	payload 1800 kg; trans.type MGST; trans.type MLGU		GS-3375	A:35/B:45/D:70/L:190
			CV Joint	F				*		- ABS		GS-3376	A:28/B:39/D:63/L:175,5
			CV Joint	F				*	54	+ ABS; payload 1000 kg; payload 1400 kg; trans.type ME; trans.type MGST; trans.type ML5T; trans.type MLGU; trans.type MLUC		GS-3377	A:28/B:39/D:63/L:175,5
			CV Joint	L; R	F	MT		*		12/98-->; payload 1800 kg		GS-3378	A:35/B:45/D:70/L:190
			Drive Shaft	R	F				54	payload 1800 kg; trans.type MGST; trans.type MLGU		AW-4415	A:35/B:41/D:70/L:1085
			Drive Shaft	L	F				54	+ ABS; payload 1000 kg; payload 1400 kg; trans.type MGST; trans.type MLGU		AW-4417	A:28/B:41/D:63/L:757,5
1.9 TD	68/92	07/94->04/02	Drive Shaft	L	F			54	+ ABS; trans.type ME; trans.type ML5T; trans.type MLUC		AW-4419	A:28/B:37/D:63/L:771	
			Drive Shaft	R	F			54	+ ABS; trans.type ME; trans.type ML5T; trans.type MLUC		AW-4423	A:28/B:37/D:63/L:1072	
			Drive Shaft	R	F	MT				12/98-->; payload 1800 kg; trans.type MG		AW-4452	A:35/B:41/D:70/L:1085
			CV Joint	F				*	54	payload 1800 kg; trans.type MGST; trans.type MLGU		GS-3375	A:35/B:45/D:70/L:190
			CV Joint	F				*		- ABS		GS-3376	A:28/B:39/D:63/L:175,5
			CV Joint	F				*	54	+ ABS; payload 1000 kg; payload 1400 kg; trans.type ME; trans.type MGST; trans.type ML5T; trans.type MLGU; trans.type MLUC		GS-3377	A:28/B:39/D:63/L:175,5
1.9 TD	68/92	07/94->04/02	CV Joint	L; R	F	MT		*		07/96-->; payload 1800 kg		GS-3378	A:35/B:45/D:70/L:190
			Drive Shaft	R	F			54	payload 1800 kg; trans.type MGST; trans.type MLGU		AW-4415	A:35/B:41/D:70/L:1085	
			Drive Shaft	L	F			54	+ ABS; payload 1000 kg; payload 1400 kg; trans.type MGST; trans.type MLGU		AW-4417	A:28/B:41/D:63/L:757,5	
			Drive Shaft	L	F			54	+ ABS; trans.type ME; trans.type ML5T; trans.type MLUC		AW-4419	A:28/B:37/D:63/L:771	
			Drive Shaft	R	F			54	+ ABS; trans.type ME; trans.type ML5T; trans.type MLUC		AW-4423	A:28/B:37/D:63/L:1072	
			Drive Shaft	R	F	MT				07/96-->; payload 1800 kg; trans.type MG		AW-4452	A:35/B:41/D:70/L:1085
2.0 i	80/109	06/94->04/02	CV Joint	F				*	54	payload 1800 kg; trans.type MGST; trans.type MLGU		GS-3375	A:35/B:45/D:70/L:190
			CV Joint	F				*		- ABS		GS-3376	A:28/B:39/D:63/L:175,5
			CV Joint	F				*	54	+ ABS; payload 1000 kg; payload 1400 kg; trans.type ME; trans.type MGST; trans.type ML5T; trans.type MLGU; trans.type MLUC		GS-3377	A:28/B:39/D:63/L:175,5
			CV Joint	L; R	F	MT		*		--11/01; payload 1800 kg		GS-3378	A:35/B:45/D:70/L:190
			Drive Shaft	R	F				54	payload 1800 kg; trans.type MGST; trans.type MLGU		AW-4415	A:35/B:41/D:70/L:1085
			Drive Shaft	L	F				54			AW-4416	A:35/B:41/D:70/L:762
2.0 i	80/109	06/94->04/02	Drive Shaft	L	F			54	+ ABS; payload 1000 kg; payload 1400 kg; trans.type MGST; trans.type MLGU		AW-4417	A:28/B:41/D:63/L:757,5	
			Drive Shaft	R	F			54			AW-4418	A:28/B:41/D:63/L:1079	
			Drive Shaft	L	F			54	+ ABS; trans.type ME; trans.type ML5T; trans.type MLUC		AW-4419	A:28/B:37/D:63/L:771	
			Drive Shaft	R	F						AW-4422	A:28/B:41/D:63/L:1079	
			Drive Shaft	R	F			54	+ ABS; trans.type ME; trans.type ML5T; trans.type MLUC		AW-4423	A:28/B:37/D:63/L:1072	
			Drive Shaft	R	F	MT				--11/01; payload 1800 kg; trans.type MG		AW-4452	A:35/B:41/D:70/L:1085
			Drive Shaft	L	F					AW-4453	A:35/B:41/D:70/L:762		



KW/HP



Type

L/R

F/R

AT/MT



ABS



Technical Specification

2.5 D	63/86	03/94->04/02	CV Joint		F		*	54	payload 1800 kg; trans.type MG5T; trans.type MLGU	GS-3375	A:35/B:45/D:70/L:190	
			CV Joint		F		*		- ABS	GS-3376	A:28/B:39/D:63/L:175,5	
			CV Joint		F		*	54	+ ABS; payload 1000 kg; payload 1400 kg; trans.type ME; trans.type MG5T; trans.type ML5T; trans.type MLGU; trans.type MLUC	GS-3377	A:28/B:39/D:63/L:175,5	
			CV Joint	L; R	F	MT	*		payload 1800 kg	GS-3378	A:35/B:45/D:70/L:190	
			Drive Shaft		R	F			54	payload 1800 kg; trans.type MG5T; trans.type MLGU	AW-4415	A:35/B:41/D:70/L:1085
			Drive Shaft		L	F			54		AW-4416	A:35/B:41/D:70/L:762
			Drive Shaft		L	F			54	+ ABS; payload 1000 kg; payload 1400 kg; trans.type MG5T; trans.type MLGU	AW-4417	A:28/B:41/D:63/L:757,5
			Drive Shaft		R	F			54		AW-4418	A:28/B:41/D:63/L:1079
			Drive Shaft		L	F			54	+ ABS; trans.type ME; trans.type ML5T; trans.type MLUC	AW-4419	A:28/B:37/D:63/L:771
			Drive Shaft		R	F					AW-4422	A:28/B:41/D:63/L:1079
			Drive Shaft		R	F			54	+ ABS; trans.type ME; trans.type ML5T; trans.type MLUC	AW-4423	A:28/B:37/D:63/L:1072
			Drive Shaft		R	F	MT			payload 1800 kg; trans.type MG	AW-4452	A:35/B:41/D:70/L:1085
			Drive Shaft		L	F					AW-4453	A:35/B:41/D:70/L:762
2.5 D 4x4	63/86	07/99->04/02	CV Joint		F		*	54	payload 1800 kg; trans.type MG5T; trans.type MLGU	GS-3375	A:35/B:45/D:70/L:190	
			CV Joint		F		*		- ABS	GS-3376	A:28/B:39/D:63/L:175,5	
			CV Joint		F		*	54	+ ABS; payload 1000 kg; payload 1400 kg; trans.type ME; trans.type MG5T; trans.type ML5T; trans.type MLGU; trans.type MLUC	GS-3377	A:28/B:39/D:63/L:175,5	
			CV Joint	L; R	F	MT	*		payload 1800 kg	GS-3378	A:35/B:45/D:70/L:190	
			Drive Shaft		R	F			54	payload 1800 kg; trans.type MG5T; trans.type MLGU	AW-4415	A:35/B:41/D:70/L:1085
			Drive Shaft		L	F			54		AW-4416	A:35/B:41/D:70/L:762
			Drive Shaft		L	F			54	+ ABS; payload 1000 kg; payload 1400 kg; trans.type MG5T; trans.type MLGU	AW-4417	A:28/B:41/D:63/L:757,5
			Drive Shaft		R	F			54		AW-4418	A:28/B:41/D:63/L:1079
			Drive Shaft		L	F			54	+ ABS; trans.type ME; trans.type ML5T; trans.type MLUC	AW-4419	A:28/B:37/D:63/L:771
			Drive Shaft		R	F					AW-4422	A:28/B:41/D:63/L:1079
			Drive Shaft		R	F			54	+ ABS; trans.type ME; trans.type ML5T; trans.type MLUC	AW-4423	A:28/B:37/D:63/L:1072
			Drive Shaft		R	F	MT			payload 1800 kg; trans.type MG	AW-4452	A:35/B:41/D:70/L:1085
			Drive Shaft		L	F					AW-4453	A:35/B:41/D:70/L:762
2.5 TD	76/103	03/94->04/02	CV Joint		F		*	54	payload 1800 kg; trans.type MG5T; trans.type MLGU	GS-3375	A:35/B:45/D:70/L:190	
			CV Joint		F		*		- ABS	GS-3376	A:28/B:39/D:63/L:175,5	
			CV Joint		F		*	54	+ ABS; payload 1000 kg; payload 1400 kg; trans.type ME; trans.type MG5T; trans.type ML5T; trans.type MLGU; trans.type MLUC	GS-3377	A:28/B:39/D:63/L:175,5	
			CV Joint	L; R	F	MT	*		->03/97; payload 1800 kg	GS-3378	A:35/B:45/D:70/L:190	
			Drive Shaft		R	F			54	payload 1800 kg; trans.type MG5T; trans.type MLGU	AW-4415	A:35/B:41/D:70/L:1085
			Drive Shaft		L	F			54		AW-4416	A:35/B:41/D:70/L:762
			Drive Shaft		L	F			54	+ ABS; payload 1000 kg; payload 1400 kg; trans.type MG5T; trans.type MLGU	AW-4417	A:28/B:41/D:63/L:757,5
			Drive Shaft		R	F			54		AW-4418	A:28/B:41/D:63/L:1079
			Drive Shaft		L	F			54	+ ABS; trans.type ME; trans.type ML5T; trans.type MLUC	AW-4419	A:28/B:37/D:63/L:771
			Drive Shaft		R	F					AW-4422	A:28/B:41/D:63/L:1079
			Drive Shaft		R	F			54	+ ABS; trans.type ME; trans.type ML5T; trans.type MLUC	AW-4423	A:28/B:37/D:63/L:1072
			Drive Shaft		R	F	MT			->03/97; payload 1800 kg; trans.type MG	AW-4452	A:35/B:41/D:70/L:1085
			Drive Shaft		L	F					AW-4453	A:35/B:41/D:70/L:762



KW/HP



Type

L/R

F/R

AT/MT



ABS



Technical Specification

2.5 TDI	79/107	01/97->04/02	CV Joint		F		*	54	payload 1800 kg; trans.type MG5T; trans.type MLGU	GS-3375	A:35/B:45/D:70/L:190	
			CV Joint		F		*		- ABS	GS-3376	A:28/B:39/D:63/L:175,5	
			CV Joint		F		*	54	+ ABS; payload 1000 kg; payload 1400 kg; trans.type ME; trans.type MG5T; trans.type ML5T; trans.type MLGU; trans.type MLUC	GS-3377	A:28/B:39/D:63/L:175,5	
			CV Joint	L; R	F	MT	*		-->09/00; 04/97->; payload 1800 kg	GS-3378	A:35/B:45/D:70/L:190	
			Drive Shaft		R	F			54	payload 1800 kg; trans.type MG5T; trans.type MLGU	AW-4415	A:35/B:41/D:70/L:1085
			Drive Shaft		L	F			54		AW-4416	A:35/B:41/D:70/L:762
			Drive Shaft		L	F			54	+ ABS; payload 1000 kg; payload 1400 kg; trans.type MG5T; trans.type MLGU	AW-4417	A:28/B:41/D:63/L:757,5
			Drive Shaft		R	F			54		AW-4418	A:28/B:41/D:63/L:1079
			Drive Shaft		L	F			54	+ ABS; trans.type ME; trans.type ML5T; trans.type MLUC	AW-4419	A:28/B:37/D:63/L:771
			Drive Shaft		R	F					AW-4422	A:28/B:41/D:63/L:1079
			Drive Shaft		R	F			54	+ ABS; trans.type ME; trans.type ML5T; trans.type MLUC	AW-4423	A:28/B:37/D:63/L:1072
			Drive Shaft		R	F	MT			-->09/00; 04/97->; payload 1800 kg; trans.type MG	AW-4452	A:35/B:41/D:70/L:1085
			Drive Shaft		L	F					AW-4453	A:35/B:41/D:70/L:762
2.5 TDI 4x4	79/107	07/99->04/02	CV Joint		F		*	54	payload 1800 kg; trans.type MG5T; trans.type MLGU	GS-3375	A:35/B:45/D:70/L:190	
			CV Joint		F		*		- ABS	GS-3376	A:28/B:39/D:63/L:175,5	
			CV Joint		F		*	54	+ ABS; payload 1000 kg; payload 1400 kg; trans.type ME; trans.type MG5T; trans.type ML5T; trans.type MLGU; trans.type MLUC	GS-3377	A:28/B:39/D:63/L:175,5	
			CV Joint	L; R	F	MT	*		-->09/00; payload 1800 kg	GS-3378	A:35/B:45/D:70/L:190	
			Drive Shaft		R	F			54	payload 1800 kg; trans.type MG5T; trans.type MLGU	AW-4415	A:35/B:41/D:70/L:1085
			Drive Shaft		L	F			54		AW-4416	A:35/B:41/D:70/L:762
			Drive Shaft		L	F			54	+ ABS; payload 1000 kg; payload 1400 kg; trans.type MG5T; trans.type MLGU	AW-4417	A:28/B:41/D:63/L:757,5
			Drive Shaft		R	F			54		AW-4418	A:28/B:41/D:63/L:1079
			Drive Shaft		L	F			54	+ ABS; trans.type ME; trans.type ML5T; trans.type MLUC	AW-4419	A:28/B:37/D:63/L:771
			Drive Shaft		R	F					AW-4422	A:28/B:41/D:63/L:1079
			Drive Shaft		R	F			54	+ ABS; trans.type ME; trans.type ML5T; trans.type MLUC	AW-4423	A:28/B:37/D:63/L:1072
			Drive Shaft		R	F	MT			-->09/00; payload 1800 kg; trans.type MG	AW-4452	A:35/B:41/D:70/L:1085
			Drive Shaft		L	F					AW-4453	A:35/B:41/D:70/L:762
2.8 HDi	93/126	10/00->11/01	Drive Shaft		L	F			54		AW-4416	A:35/B:41/D:70/L:762
			Drive Shaft		R	F			54		AW-4418	A:28/B:41/D:63/L:1079
			Drive Shaft		R	F					AW-4422	A:28/B:41/D:63/L:1079
			Drive Shaft		L	F					AW-4453	A:35/B:41/D:70/L:762
2.8 HDi	94/128	11/00->04/02	CV Joint		F		*	54	payload 1800 kg; trans.type MG5T; trans.type MLGU	GS-3375	A:35/B:45/D:70/L:190	
			CV Joint		F		*		- ABS	GS-3376	A:28/B:39/D:63/L:175,5	
			CV Joint		F		*	54	+ ABS; payload 1000 kg; payload 1400 kg; trans.type ME; trans.type MG5T; trans.type ML5T; trans.type MLGU; trans.type MLUC	GS-3377	A:28/B:39/D:63/L:175,5	
			CV Joint	L; R	F	MT	*		payload 1800 kg	GS-3378	A:35/B:45/D:70/L:190	
			Drive Shaft		R	F			54	payload 1800 kg; trans.type MG5T; trans.type MLGU	AW-4415	A:35/B:41/D:70/L:1085
			Drive Shaft		L	F			54		AW-4416	A:35/B:41/D:70/L:762
			Drive Shaft		L	F			54	+ ABS; payload 1000 kg; payload 1400 kg; trans.type MG5T; trans.type MLGU	AW-4417	A:28/B:41/D:63/L:757,5
			Drive Shaft		R	F			54		AW-4418	A:28/B:41/D:63/L:1079
			Drive Shaft		L	F			54	+ ABS; trans.type ME; trans.type ML5T; trans.type MLUC	AW-4419	A:28/B:37/D:63/L:771
			Drive Shaft		R	F					AW-4422	A:28/B:41/D:63/L:1079
			Drive Shaft		R	F			54	+ ABS; trans.type ME; trans.type ML5T; trans.type MLUC	AW-4423	A:28/B:37/D:63/L:1072
			Drive Shaft		R	F	MT			payload 1800 kg; trans.type MG5T	AW-4452	A:35/B:41/D:70/L:1085
			Drive Shaft		L	F					AW-4453	A:35/B:41/D:70/L:762



KW/HP



Type

L/R F/R

AT/MT



ABS












Technical Specification

EXPERT (224)

1.6	58/79	02/96->	CV Joint		F	*	48	+ ABS	GS-3382	A:27/B:34/D:61/L:137	
			Drive Shaft	L	F				AW-4430	A:27/B:24/D:61/L:648	
			Drive Shaft	L	F			48		AW-4431	A:27/B:24/D:59/L:648
			Drive Shaft	R	F					AW-4432	A:27/B:24/D:59/L:928
1.8	74/101	10/96->09/00	Drive Shaft	L	F				AW-4430	A:27/B:24/D:61/L:648	
			Drive Shaft	L	F			48		AW-4431	A:27/B:24/D:59/L:648
			Drive Shaft	R	F					AW-4432	A:27/B:24/D:59/L:928
			CV Joint		F	*	48			GS-3382	A:27/B:34/D:61/L:137
1.9 D	51/70	02/96->	Drive Shaft	L	F				AW-4430	A:27/B:24/D:61/L:648	
			Drive Shaft	L	F			48		AW-4431	A:27/B:24/D:59/L:648
			Drive Shaft	R	F					AW-4432	A:27/B:24/D:59/L:928
			CV Joint		F	*	48	+ ABS; trans.type ME; trans.type ML5T		GS-3380	A:27/B:39/D:59/L:145
1.9 TD	68/92	02/96->	CV Joint		F	*	48	+ ABS; trans.type BE3R; trans.type BE4R	GS-3382	A:27/B:34/D:61/L:137	
			Drive Shaft	R	F			48	+ ABS; trans.type ME; trans.type ML5T	AW-4425	A:27/B:37/D:59/L:947
			Drive Shaft	L	F			48		AW-4426	A:27/B:37/D:59/L:641
			Drive Shaft	L	F					AW-4427	A:27/B:37/D:59/L:641
			CV Joint		F	*	48	+ ABS; trans.type ME; trans.type ML5T		GS-3380	A:27/B:39/D:59/L:145
1.9 TD	66/90	02/96->	CV Joint		F	*	48	+ ABS; trans.type BE3R; trans.type BE4R	GS-3382	A:27/B:34/D:61/L:137	
			Drive Shaft	R	F			48	trans.type ME; trans.type ML5T	AW-4425	A:27/B:37/D:59/L:947
			Drive Shaft	L	F			48		AW-4426	A:27/B:37/D:59/L:641
			Drive Shaft	L	F					AW-4427	A:27/B:37/D:59/L:641
			CV Joint		F	*	48	trans.type B34R		GS-3382	A:27/B:34/D:61/L:137
2.0 HDi	69/94	10/00->11/03	Drive Shaft	L	F			48		AW-4426	A:27/B:37/D:59/L:641
2.0 HDI	80/109	07/00->	CV Joint		F	*	48	trans.type ML5C; trans.type ML5T	GS-3380	A:27/B:39/D:59/L:145	
			CV Joint		F	*	48	trans.type BE4R	GS-3382	A:27/B:34/D:61/L:137	
			Drive Shaft	L	F			48		AW-4426	A:27/B:37/D:59/L:641
2.0 HDI 16V	80/109	07/00->	CV Joint		F	*	48	trans.type ML5C; trans.type ML5T	GS-3380	A:27/B:39/D:59/L:145	
			CV Joint		F	*	48	trans.type BE4R	GS-3382	A:27/B:34/D:61/L:137	
			Drive Shaft	L	F			48		AW-4426	A:27/B:37/D:59/L:641

EXPERT Box (222)

1.6	58/79	02/96->	CV Joint		F	*	48		GS-3382	A:27/B:34/D:61/L:137	
			Drive Shaft	L	F					AW-4430	A:27/B:24/D:61/L:648
			Drive Shaft	L	F			48		AW-4431	A:27/B:24/D:59/L:648
			Drive Shaft	R	F					AW-4432	A:27/B:24/D:59/L:928
1.8	74/101	10/96->09/00	Drive Shaft	L	F				AW-4430	A:27/B:24/D:61/L:648	
			Drive Shaft	L	F			48		AW-4431	A:27/B:24/D:59/L:648
			Drive Shaft	R	F					AW-4432	A:27/B:24/D:59/L:928
			CV Joint		F	*	48			GS-3382	A:27/B:34/D:61/L:137
1.9 D	51/70	02/96->	Drive Shaft	L	F				AW-4430	A:27/B:24/D:61/L:648	
			Drive Shaft	L	F			48		AW-4431	A:27/B:24/D:59/L:648
			Drive Shaft	R	F					AW-4432	A:27/B:24/D:59/L:928
1.9 D 70	51/69	12/98->	CV Joint		F	*	48		GS-3382	A:27/B:34/D:61/L:137	

		kw/HP		Type	L/R	F/R	AT/MT			ABS			Technical Specification		
1.9 TD	66/90	02/96->	CV Joint		F			*		48	trans.type ME; trans.type ML5T	GS-3380	A:27/B:39/D:59/L:145		
			CV Joint		F			*		48	trans.type BE3R; trans.type BE4R	GS-3382	A:27/B:34/D:61/L:137		
			Drive Shaft	R	F						48	trans.type ME; trans.type ML5T	AW-4425	A:27/B:37/D:59/L:947	
			Drive Shaft	L	F						48		AW-4426	A:27/B:37/D:59/L:641	
			Drive Shaft	L	F						48		AW-4427	A:27/B:37/D:59/L:641	
1.9 TD	68/92	02/96->	CV Joint		F			*		48	trans.type ME; trans.type ML5T	GS-3380	A:27/B:39/D:59/L:145		
			CV Joint		F			*		48	trans.type BE3R; trans.type BE4R	GS-3382	A:27/B:34/D:61/L:137		
			Drive Shaft	R	F						48	trans.type ME; trans.type ML5T	AW-4425	A:27/B:37/D:59/L:947	
			Drive Shaft	L	F						48		AW-4426	A:27/B:37/D:59/L:641	
			Drive Shaft	L	F						48		AW-4427	A:27/B:37/D:59/L:641	
2.0	100/136	09/02->	CV Joint		F			*	48		GS-3382	A:27/B:34/D:61/L:137			
2.0 HDI	69/94	07/00->	CV Joint		F			*	48	trans.type ML5C; trans.type ML5T	GS-3380	A:27/B:39/D:59/L:145			
			CV Joint		F			*	48	trans.type BE4R	GS-3382	A:27/B:34/D:61/L:137			
			Drive Shaft	L	F						48		AW-4426	A:27/B:37/D:59/L:641	
2.0 HDI	80/109	07/00->	CV Joint		F			*	48	trans.type ML5C; trans.type ML5T	GS-3380	A:27/B:39/D:59/L:145			
			CV Joint		F			*	48	trans.type BE4R	GS-3382	A:27/B:34/D:61/L:137			
			Drive Shaft	L	F						48		AW-4426	A:27/B:37/D:59/L:641	
2.0 HDI	80/109	07/00->	CV Joint		F			*	48	trans.type ML5C; trans.type ML5T	GS-3380	A:27/B:39/D:59/L:145			
			CV Joint		F			*	48	trans.type BE4R	GS-3382	A:27/B:34/D:61/L:137			
			Drive Shaft	L	F						48		AW-4426	A:27/B:37/D:59/L:641	
EXPERT Box (VF3A_, VF3U_, VF3X_) 															
2.0 HDi 120	88/120	01/07->	CV Joint					*				GS-4034	A:28/B:39/D:58,6/L:156		
2.0 HDi 140	100/136	01/07->	CV Joint					*				GS-4034	A:28/B:39/D:58,6/L:156		
EXPERT Platform/Chassis 															
2.0 HDi 120	88/120	01/07->	CV Joint					*				GS-4034	A:28/B:39/D:58,6/L:156		
2.0 HDi 140	100/136	01/07->	CV Joint					*				GS-4034	A:28/B:39/D:58,6/L:156		
EXPERT Platform/Chassis (223) 															
1.6	58/79	02/96->	CV Joint		F			*		48			GS-3382	A:27/B:34/D:61/L:137	
			Drive Shaft	L	F									AW-4430	A:27/B:24/D:61/L:648
			Drive Shaft	L	F						48			AW-4431	A:27/B:24/D:59/L:648
			Drive Shaft	R	F									AW-4432	A:27/B:24/D:59/L:928
1.9 D	51/70	02/96->	CV Joint		F			*		48			GS-3382	A:27/B:34/D:61/L:137	
			Drive Shaft	L	F									AW-4430	A:27/B:24/D:61/L:648
			Drive Shaft	L	F						48			AW-4431	A:27/B:24/D:59/L:648
			Drive Shaft	R	F									AW-4432	A:27/B:24/D:59/L:928
1.9 TD	66/90	02/96->	CV Joint		F			*		48	trans.type ME; trans.type ML5T	GS-3380	A:27/B:39/D:59/L:145		
			CV Joint		F			*		48	trans.type BE3R; trans.type BE4R	GS-3382	A:27/B:34/D:61/L:137		
			Drive Shaft	R	F						48	trans.type ME; trans.type ML5T	AW-4425	A:27/B:37/D:59/L:947	
			Drive Shaft	L	F						48		AW-4426	A:27/B:37/D:59/L:641	
			Drive Shaft	L	F						48		AW-4427	A:27/B:37/D:59/L:641	
1.9 TD	68/92	02/96->	CV Joint		F			*		48	trans.type ME; trans.type ML5T	GS-3380	A:27/B:39/D:59/L:145		
			CV Joint		F			*		48	trans.type BE3R; trans.type BE4R	GS-3382	A:27/B:34/D:61/L:137		
			Drive Shaft	R	F						48	trans.type ME; trans.type ML5T	AW-4425	A:27/B:37/D:59/L:947	
			Drive Shaft	L	F						48		AW-4426	A:27/B:37/D:59/L:641	
			Drive Shaft	L	F						48		AW-4427	A:27/B:37/D:59/L:641	



kW/HP



Type

L/R F/R

AT/MT



ABS



Technical Specification

EXPERT Tepee (VF3V_)

2.0 HDi 120	88/120	01/07->	CV Joint			*	GS-4034	A:28/B:39/D:58,6/L:156
2.0 HDi 120 4x4	88/120	01/07->	CV Joint			*	GS-4034	A:28/B:39/D:58,6/L:156
2.0 HDi 140	100/136	01/07->	CV Joint			*	GS-4034	A:28/B:39/D:58,6/L:156

J5 Box [280L]

1.8	51/69	01/83->11/88	CV Joint		F	*	GS-3206	A:28/B:27/D:63/L:175,5
			Drive Shaft	L	F		AW-4317	A:28/B:25/D:63/L:701
			Drive Shaft	R	F		AW-4318	A:28/B:25/D:63/L:1068

J5 Box [290L]










1.9 D	51/70	10/90->03/94	CV Joint		F	*	GS-3206	A:28/B:27/D:63/L:175,5
			Drive Shaft	L	F		AW-4317	A:28/B:25/D:63/L:701
			Drive Shaft	R	F		AW-4319	A:28/B:25/D:63/L:1072
2.5 D 4x4	54/73	10/90->03/94	CV Joint		F	*	GS-3206	A:28/B:27/D:63/L:175,5
			Drive Shaft	L	F		AW-4317	A:28/B:25/D:63/L:701
			Drive Shaft	R	F		AW-4318	A:28/B:25/D:63/L:1068
2.5 TD 4x4	70/95	10/90->03/94	CV Joint		F	*	GS-3206	A:28/B:27/D:63/L:175,5
			Drive Shaft	L	F		AW-4317	A:28/B:25/D:63/L:701
			Drive Shaft	R	F		AW-4318	A:28/B:25/D:63/L:1068







J5 Bus [280P]

2.0	58/79	01/83->09/90	CV Joint		F	*	GS-3206	A:28/B:27/D:63/L:175,5
			Drive Shaft	L	F		AW-4317	A:28/B:25/D:63/L:701
			Drive Shaft	R	F		AW-4318	A:28/B:25/D:63/L:1068
2.0	55/75	09/81->09/90	CV Joint		F	*	GS-3206	A:28/B:27/D:63/L:175,5
			Drive Shaft	L	F		AW-4317	A:28/B:25/D:63/L:701
			Drive Shaft	R	F		AW-4318	A:28/B:25/D:63/L:1068
2.5 D	54/73	09/81->09/90	CV Joint		F	*	GS-3206	A:28/B:27/D:63/L:175,5
			Drive Shaft	L	F		AW-4317	A:28/B:25/D:63/L:701
			Drive Shaft	R	F		AW-4318	A:28/B:25/D:63/L:1068

J5 Bus [290P]

1.9 D	51/70	10/90->02/94	CV Joint		F	*	GS-3206	A:28/B:27/D:63/L:175,5
			Drive Shaft	L	F		AW-4317	A:28/B:25/D:63/L:701
			Drive Shaft	R	F		AW-4319	A:28/B:25/D:63/L:1072
2.0	62/84	10/90->02/94	CV Joint		F	*	GS-3206	A:28/B:27/D:63/L:175,5
			Drive Shaft	L	F		AW-4317	A:28/B:25/D:63/L:701
			Drive Shaft	R	F		AW-4318	A:28/B:25/D:63/L:1068
2.5 D	54/73	10/90->02/94	CV Joint		F	*	GS-3206	A:28/B:27/D:63/L:175,5
			Drive Shaft	L	F		AW-4317	A:28/B:25/D:63/L:701
			Drive Shaft	R	F		AW-4318	A:28/B:25/D:63/L:1068
2.5 D 4x4	54/73	10/90->02/94	CV Joint		F	*	GS-3206	A:28/B:27/D:63/L:175,5
			Drive Shaft	L	F		AW-4317	A:28/B:25/D:63/L:701
			Drive Shaft	R	F		AW-4318	A:28/B:25/D:63/L:1068
2.5 TD	70/95	10/90->02/94	CV Joint		F	*	GS-3206	A:28/B:27/D:63/L:175,5
			Drive Shaft	L	F		AW-4317	A:28/B:25/D:63/L:701
			Drive Shaft	R	F		AW-4318	A:28/B:25/D:63/L:1068

	KW/HP		Type	L/R	F/R	AT/MT			ABS			Technical Specification
2.5 TD 4x4	70/95	10/90->02/94	CV Joint		F		*				GS-3206	A:28/B:27/D:63/L:175,5
			Drive Shaft	L	F						AW-4317	A:28/B:25/D:63/L:701
			Drive Shaft	R	F						AW-4318	A:28/B:25/D:63/L:1068
J5 Platform/Chassis [280L] 												
2.0	58/79	01/83->11/88	CV Joint		F		*				GS-3206	A:28/B:27/D:63/L:175,5
			Drive Shaft	L	F						AW-4317	A:28/B:25/D:63/L:701
			Drive Shaft	R	F						AW-4318	A:28/B:25/D:63/L:1068
2.0	55/75	01/86->11/88	CV Joint		F		*				GS-3206	A:28/B:27/D:63/L:175,5
			Drive Shaft	L	F						AW-4317	A:28/B:25/D:63/L:701
			Drive Shaft	R	F						AW-4318	A:28/B:25/D:63/L:1068
2.5 D	54/73	09/81->09/90	CV Joint		F		*				GS-3206	A:28/B:27/D:63/L:175,5
			Drive Shaft	L	F						AW-4317	A:28/B:25/D:63/L:701
			Drive Shaft	R	F						AW-4318	A:28/B:25/D:63/L:1068
J5 Platform/Chassis [290L] 												
1.9 D	51/70	10/90->02/94	CV Joint		F		*				GS-3206	A:28/B:27/D:63/L:175,5
			Drive Shaft	L	F						AW-4317	A:28/B:25/D:63/L:701
			Drive Shaft	R	F						AW-4319	A:28/B:25/D:63/L:1072
2.0	62/84	10/90->02/94	CV Joint		F		*				GS-3206	A:28/B:27/D:63/L:175,5
			Drive Shaft	L	F						AW-4317	A:28/B:25/D:63/L:701
			Drive Shaft	R	F						AW-4318	A:28/B:25/D:63/L:1068
2.5 D	54/73	10/90->02/94	CV Joint		F		*				GS-3206	A:28/B:27/D:63/L:175,5
			Drive Shaft	L	F						AW-4317	A:28/B:25/D:63/L:701
			Drive Shaft	R	F						AW-4318	A:28/B:25/D:63/L:1068
2.5 D 4x4	54/73	10/90->02/94	CV Joint		F		*				GS-3206	A:28/B:27/D:63/L:175,5
			Drive Shaft	L	F						AW-4317	A:28/B:25/D:63/L:701
			Drive Shaft	R	F						AW-4318	A:28/B:25/D:63/L:1068
2.5 TD	70/95	10/90->02/94	CV Joint		F		*				GS-3206	A:28/B:27/D:63/L:175,5
			Drive Shaft	L	F						AW-4317	A:28/B:25/D:63/L:701
			Drive Shaft	R	F						AW-4318	A:28/B:25/D:63/L:1068
2.5 TD 4x4	70/95	10/90->02/94	CV Joint		F		*				GS-3206	A:28/B:27/D:63/L:175,5
			Drive Shaft	L	F						AW-4317	A:28/B:25/D:63/L:701
			Drive Shaft	R	F						AW-4318	A:28/B:25/D:63/L:1068
PARTNER Box 												
1.6	66/90	04/08->	Drive Shaft	R	F					trans.type BE4R	AW-4769	A:25/B:24/D:58/L:925
			Drive Shaft	L	F						trans.type BE4R	AW-4773
1.6	80/109	04/08->	Drive Shaft	R	F					trans.type BE4R	AW-4769	A:25/B:24/D:58/L:925
			Drive Shaft	L	F						trans.type BE4R	AW-4773
1.6	88/120	04/10->	Drive Shaft	R	F					trans.type BE4R	AW-4769	A:25/B:24/D:58/L:925
			Drive Shaft	L	F						trans.type BE4R	AW-4773
1.6	72/98	11/10->	Drive Shaft	R	F					trans.type BE4R	AW-4769	A:25/B:24/D:58/L:925
			Drive Shaft	L	F						trans.type BE4R	AW-4773
1.6 BlueHDi 100	73/100	04/15->	Drive Shaft	R	F					trans.type BE4R	AW-4769	A:25/B:24/D:58/L:925
			Drive Shaft	L	F						trans.type BE4R	AW-4773
1.6 BlueHDi 120	88/120	04/15->	Drive Shaft	R	F					trans.type BE4R	AW-4769	A:25/B:24/D:58/L:925
			Drive Shaft	L	F						trans.type BE4R	AW-4773








	kW/HP		Type	L/R	F/R	AT/MT			ABS			Technical Specification
1.6 HDi	84/114	03/13->	Drive Shaft	R	F						AW-4769	A:25/B:24/D:58/L:925
			Drive Shaft	L	F							AW-4773
1.6 HDi	55/75	04/08->	Drive Shaft	R	F						AW-4769	A:25/B:24/D:58/L:925
			Drive Shaft	L	F							AW-4773
1.6 HDi	80/109	04/08->	Drive Shaft	R	F						AW-4769	A:25/B:24/D:58/L:925
			Drive Shaft	L	F							AW-4773
1.6 HDi	82/112	08/10->	Drive Shaft	R	F						AW-4769	A:25/B:24/D:58/L:925
			Drive Shaft	L	F							AW-4773
1.6 HDi 16V	66/90	04/08->	Drive Shaft	R	F						AW-4769	A:25/B:24/D:58/L:925
			Drive Shaft	L	F							AW-4773
1.6 HDi 90	68/92	04/10->	Drive Shaft	R	F						AW-4769	A:25/B:24/D:58/L:925
			Drive Shaft	L	F							AW-4773







PARTNER Box (5) 

1.1	44/60	06/96->	Drive Shaft	R	F						AW-4564	A:25/B:22/D:56,7/L:868		
			Drive Shaft	L	F	MT				- ABS		AW-4565	A:25/B:22/D:56,7/L:594	
			Drive Shaft	L	F				29		- ESP; - PS; + PS; ->09/05; MD Partner; MD Ranch		AW-4626	A:25/B:22/D:60/L:593
1.4	55/75	06/96->	Drive Shaft	R	F						AW-4564	A:25/B:22/D:56,7/L:868		
			Drive Shaft	L	F	MT				- ABS		AW-4565	A:25/B:22/D:56,7/L:594	
			Drive Shaft	L	F				29		- ESP; ->12/10; ->12/11; MD Partner; MD Ranch		AW-4626	A:25/B:22/D:60/L:593
1.4 BiFuel	55/75	04/03->	Drive Shaft	L	F	MT				- ABS	AW-4565	A:25/B:22/D:56,7/L:594		
1.6	80/109	09/00->10/02	CV Joint				*		29	+ ABS	GS-3668	A:25/B:34/D:58,5/L:134		
			CV Joint		F	MT	*			- ABS	GS-3205	A:25/B:23/D:54,8/L:134,5		
			CV Joint		F	MT	*		29		+ ABS	GS-3640	A:25/B:34/D:55,7/L:134	
			CV Joint				*		29		- ABS	GS-3668	A:25/B:34/D:58,5/L:134	
1.8 D	43/58	06/96->	Drive Shaft	R	F	MT					- ABS	AW-4333	A:25/B:24/D:55,7/L:868	
			Drive Shaft	L	F	MT						- ABS	AW-4616	A:25/B:24/D:55,4/L:594
			CV Joint		F	MT	*				- ABS	GS-3205	A:25/B:23/D:54,8/L:134,5	
			Drive Shaft	R	F	MT					- ABS	AW-4333	A:25/B:24/D:55,7/L:868	
1.9 D	51/69	06/96->	Drive Shaft	L	F	MT					- ABS	AW-4616	A:25/B:24/D:55,4/L:594	
			CV Joint		F	MT	*			- ABS	GS-3205	A:25/B:23/D:54,8/L:134,5		
			CV Joint		F	MT	*		29		+ ABS	GS-3640	A:25/B:34/D:55,7/L:134	
			CV Joint				*		29		+ ABS	GS-3668	A:25/B:34/D:58,5/L:134	
1.9 D	51/69	06/96->	Drive Shaft	R	F	MT					- ABS	AW-4333	A:25/B:24/D:55,7/L:868	
			Drive Shaft	L	F	MT					- ABS	AW-4616	A:25/B:24/D:55,4/L:594	
			CV Joint		F	MT	*				- ABS	GS-3205	A:25/B:23/D:54,8/L:134,5	
			CV Joint		F	MT	*		29		+ ABS	GS-3640	A:25/B:34/D:55,7/L:134	
1.9 D 4x4	51/69	04/04->	CV Joint				*		29		GS-3668	A:25/B:34/D:58,5/L:134		
			CV Joint				*			- ABS	GS-3205	A:25/B:23/D:54,8/L:134,5		
			Drive Shaft	R	F	MT					- ABS	AW-4333	A:25/B:24/D:55,7/L:868	
			Drive Shaft	L	F	MT					- ABS	AW-4616	A:25/B:24/D:55,4/L:594	
2.0 HDi	66/90	04/00->	CV Joint		F		*		29	+ ABS	GS-3640	A:25/B:34/D:55,7/L:134		





PARTNER Combispace (5F) 

1.1	44/60	06/96->	Drive Shaft	R	F						AW-4564	A:25/B:22/D:56,7/L:868	
			Drive Shaft	L	F	MT				- ABS		AW-4565	A:25/B:22/D:56,7/L:594
			Drive Shaft	L	F				29		->09/05; ->10/02; 09/00->; 11/02->; MD Partner MPV; MD Ranch MPV		AW-4626

	kw/HP		Type	L/R	F/R	AT/MT			ABS			Technical Specification
1.4	55/75	06/96->	Drive Shaft	R	F							AW-4564 A:25/B:22/D:56,7/L:868
			Drive Shaft	L	F	MT			- ABS			AW-4565 A:25/B:22/D:56,7/L:594
			Drive Shaft	L	F				29	- ESP; + ABS; ->04/08; MD Partner MPV; MD Ranch MPV		
1.4	54/73	11/02->10/06	Drive Shaft	L	F				29	- ESP; ->10/05; MD Partner MPV; MD Ranch MPV		AW-4626 A:25/B:22/D:60/L:593
			CV Joint		F			*	29			GS-3640 A:25/B:34/D:55,7/L:134
1.6 16V	80/109	07/01->	CV Joint					*	29			GS-3668 A:25/B:34/D:58,5/L:134
			CV Joint		F	MT		*		- ABS		GS-3205 A:25/B:23/D:54,8/L:134,5
1.8	66/90	05/97->	CV Joint		F	MT		*	29	+ ABS		GS-3640 A:25/B:34/D:55,7/L:134
			Drive Shaft	R	F	MT			29	+ ABS		AW-4330 A:25/B:24/D:55,7/L:868
			Drive Shaft	R	F	MT				- ABS		AW-4333 A:25/B:24/D:55,7/L:868
			Drive Shaft	L	F	MT				- ABS		AW-4616 A:25/B:24/D:55,4/L:594
1.9 D	51/69	05/96->12/98	Drive Shaft	R	F	5MT			29	engine XUD9; MPV; trans.type BE3		AW-4330 A:25/B:24/D:55,7/L:868
			Drive Shaft	L	F	5MT			29	engine XUD9; MPV		AW-4615 A:25/B:24/D:55,4/L:594
1.9 D	50/68	06/96->	CV Joint		F	MT		*		- ABS		GS-3205 A:25/B:23/D:54,8/L:134,5
			Drive Shaft	R	F	MT				- ABS		AW-4333 A:25/B:24/D:55,7/L:868
			Drive Shaft	L	F	MT				- ABS		AW-4616 A:25/B:24/D:55,4/L:594
1.9 D	51/69	12/98->	CV Joint		F	MT		*		- ABS		GS-3205 A:25/B:23/D:54,8/L:134,5
			CV Joint		F	MT		*	29	+ ABS		GS-3640 A:25/B:34/D:55,7/L:134
			CV Joint					*	29			GS-3668 A:25/B:34/D:58,5/L:134
			Drive Shaft	R	F	MT				- ABS		AW-4333 A:25/B:24/D:55,7/L:868
1.9 D 4x4	51/69	04/04->08/05	Drive Shaft	L	F	MT				- ABS		AW-4616 A:25/B:24/D:55,4/L:594
			CV Joint		F			*	29	+ ABS		GS-3668 A:25/B:34/D:58,5/L:134
2.0 HDI	66/90	02/00->	CV Joint		F			*	29	+ ABS		GS-3640 A:25/B:34/D:55,7/L:134
PARTNER Tepee 												
1.6	66/90	04/08->	Drive Shaft	R	F					trans.type BE4R		AW-4769 A:25/B:24/D:58/L:925
			Drive Shaft	L	F						trans.type BE4R	
1.6	80/109	04/08->	Drive Shaft	R	F					trans.type BE4R		AW-4769 A:25/B:24/D:58/L:925
			Drive Shaft	L	F						trans.type BE4R	
1.6	88/120	04/10->	Drive Shaft	R	F					trans.type BE4R		AW-4769 A:25/B:24/D:58/L:925
			Drive Shaft	L	F						trans.type BE4R	
1.6	72/98	08/10->	Drive Shaft	R	F					trans.type BE4R		AW-4769 A:25/B:24/D:58/L:925
			Drive Shaft	L	F						trans.type BE4R	
1.6	81/110	09/08->	Drive Shaft	R	F					trans.type BE4R		AW-4769 A:25/B:24/D:58/L:925
			Drive Shaft	L	F						trans.type BE4R	
1.6 BlueHDi 100	73/100	12/14->	Drive Shaft	R	F					trans.type BE4R		AW-4769 A:25/B:24/D:58/L:925
			Drive Shaft	L	F						trans.type BE4R	
1.6 BlueHDi 120	88/120	12/14->	Drive Shaft	R	F					trans.type BE4R		AW-4769 A:25/B:24/D:58/L:925
			Drive Shaft	L	F						trans.type BE4R	
1.6 HDi	84/114	03/13->	Drive Shaft	R	F					trans.type BE4R		AW-4769 A:25/B:24/D:58/L:925
			Drive Shaft	L	F						trans.type BE4R	
1.6 HDi	55/75	04/08->	Drive Shaft	R	F					trans.type BE4R		AW-4769 A:25/B:24/D:58/L:925
			Drive Shaft	L	F						trans.type BE4R	
1.6 HDi	80/109	04/08->	Drive Shaft	R	F					trans.type BE4R		AW-4769 A:25/B:24/D:58/L:925
			Drive Shaft	L	F						trans.type BE4R	
1.6 HDi	82/112	08/10->	Drive Shaft	R	F					trans.type BE4R		AW-4769 A:25/B:24/D:58/L:925
			Drive Shaft	L	F						trans.type BE4R	

	kW/HP		Type	L/R	F/R	AT/MT			ABS			Technical Specification
1.6 HDi 16V	66/90	04/08->	Drive Shaft	R	F						AW-4769	A:25/B:24/D:58/L:925
			Drive Shaft	L	F							AW-4773
1.6 HDi 90	68/92	04/10->	Drive Shaft	R	F						AW-4769	A:25/B:24/D:58/L:925
			Drive Shaft	L	F							AW-4773

PORSCHE

911 												
2.7	121/165	09/75->06/77	CV Joint	L; R	R	MT	*	*			GS-3132	B:25/D2:100/L:32
3.0 SC	150/204	08/80->07/83	CV Joint	L; R	R	MT	*	*			GS-3132	B:25/D2:100/L:32
911 Targa												
2.7	121/165	09/75->06/77	CV Joint	L; R	R	MT	*	*			GS-3132	B:25/D2:100/L:32
924 												
2.5 S	120/163	10/81->12/84	CV Joint		R		*	*			GS-3192	B:33/D2:100/L:32
944 												
2.5	110/150	01/85->07/87	CV Joint		R		*	*			GS-3192	B:33/D2:100/L:32
2.5	120/163	06/81->07/87	CV Joint		R		*	*			GS-3192	B:33/D2:100/L:32
2.5	118/160	08/87->12/90	CV Joint		R		*	*			GS-3192	B:33/D2:100/L:32
2.5 S	140/190	08/86->07/88	CV Joint		R		*	*			GS-3192	B:33/D2:100/L:32
3.0 S2	155/211	12/88->07/91	CV Joint		R	MT	*	*			GS-3192	B:33/D2:100/L:32
944 Convertible 												
3.0 S2	155/211	12/88->07/91	CV Joint		R	MT	*	*			GS-3192	B:33/D2:100/L:32

RENAULT

11 [B/C37] 												
1.1 [B/C371]	35/48	03/83->06/86	Drive Shaft	L	F						AW-4273	A:21/D:46.4/L:633,5
1.4 [B/C372, B/C37C]	44/60	03/83->12/88	Drive Shaft	L	F						AW-4273	A:21/D:46.4/L:633,5



KW/HP



Type

L/R

F/R

AT/MT



ABS



Technical Specification

19 I [B/C53_]

1.4	59/80	01/88->12/92	CV Joint	F	MT	*		GS-3197	A:21/B:25/D:56,2/L:141,5
			Drive Shaft	L	F	MT	Tripod Roller Diameter [mm]: 29,95; MD B537; MD B53A; MD B53G; MD B53H; MD C537; MD C53A	AW-4277	A:21/D:49,8/L:639,5
			Drive Shaft	R	F	MT	MD B537; MD B53A; MD B53G; MD B53H; MD C537; MD C53A	AW-4278	A:21/B:23/D:49,8/L:734
1.4 [B/C532] CAT	43/58	01/89->04/92	CV Joint	F	MT	*		GS-3197	A:21/B:25/D:56,2/L:141,5
			Drive Shaft	L	F	MT	Tripod Roller Diameter [mm]: 29,95; MD B532; MD C532	AW-4277	A:21/D:49,8/L:639,5
			Drive Shaft	R	F	MT	MD B532; MD C532	AW-4278	A:21/B:23/D:49,8/L:734
1.7 [B/C53B]	54/73	09/88->04/92	CV Joint	F	MT	*		GS-3197	A:21/B:25/D:56,2/L:141,5
			Drive Shaft	L	F	MT	Tripod Roller Diameter [mm]: 29,95; MD B533; MD B536; MD B53B; MD B53E; MD B53M; MD C533; MD C53B; MD C53E; MD C53M	AW-4277	A:21/D:49,8/L:639,5
			Drive Shaft	R	F	MT	MD B533; MD B536; MD B53B; MD B53E; MD B53M; MD C533; MD C53B; MD C53E; MD C53M	AW-4278	A:21/B:23/D:49,8/L:734
1.7 [B/C53C]	66/90	09/88->04/92	CV Joint	F	MT	*		GS-3197	A:21/B:25/D:56,2/L:141,5
			Drive Shaft	L	F	MT	Tripod Roller Diameter [mm]: 29,95; MD B53C; MD B53F; MD C53C; MD C53F	AW-4277	A:21/D:49,8/L:639,5
			Drive Shaft	R	F	MT	MD B53C; MD B53F; MD C53C; MD C53F	AW-4278	A:21/B:23/D:49,8/L:734
1.8 16V [B/C53D]	99/135	06/89->04/92	CV Joint	F	MT	*		GS-3197	A:21/B:25/D:56,2/L:141,5
			Drive Shaft	L	F	MT	Tripod Roller Diameter [mm]: 29,95; MD B539; MD B53D; MD C539; MD C53D	AW-4277	A:21/D:49,8/L:639,5
			Drive Shaft	R	F	MT	MD B539; MD B53D; MD C539; MD C53D	AW-4278	A:21/B:23/D:49,8/L:734
1.9 D [B/C534, B/C53J]	47/64	09/88->04/92	CV Joint	F	MT	*		GS-3197	A:21/B:25/D:56,2/L:141,5
			Drive Shaft	L	F	MT	Tripod Roller Diameter [mm]: 29,95; MD B534; MD B53J; MD B53K; MD B53T; MD B53Z; MD C534; MD C53J; MD C53K; MD C53T; MD C53Z	AW-4277	A:21/D:49,8/L:639,5
			Drive Shaft	R	F	MT	MD B534; MD B53J; MD B53K; MD B53T; MD B53Z; MD C534; MD C53J; MD C53K; MD C53T; MD C53Z	AW-4278	A:21/B:23/D:49,8/L:734

19 I Cabriolet [D53_]

1.7	55/75	07/91->04/92	CV Joint	F		*		GS-3197	A:21/B:25/D:56,2/L:141,5
1.7	70/95	07/91->04/92	CV Joint	F		*		GS-3197	A:21/B:25/D:56,2/L:141,5

19 I Chamade [L53_]

1.4 [L532, L53P]	43/58	07/88->04/92	CV Joint	F	MT	*		GS-3197	A:21/B:25/D:56,2/L:141,5
			Drive Shaft	L	F	MT	Tripod Roller Diameter [mm]: 29,95; MD L532	AW-4277	A:21/D:49,8/L:639,5
			Drive Shaft	R	F	MT	MD L532	AW-4278	A:21/B:23/D:49,8/L:734
1.7 [L53B]	54/73	10/89->04/92	CV Joint	F	MT	*		GS-3197	A:21/B:25/D:56,2/L:141,5
			Drive Shaft	L	F	MT	Tripod Roller Diameter [mm]: 29,95; MD L533; MD L536; MD L53B	AW-4277	A:21/D:49,8/L:639,5
			Drive Shaft	R	F	MT	MD L533; MD L536; MD L53B	AW-4278	A:21/B:23/D:49,8/L:734
1.7 [L53C]	66/90	07/88->04/92	CV Joint	F	MT	*		GS-3197	A:21/B:25/D:56,2/L:141,5
			Drive Shaft	L	F	MT	Tripod Roller Diameter [mm]: 29,95; MD L53C	AW-4277	A:21/D:49,8/L:639,5
			Drive Shaft	R	F	MT	MD L53C	AW-4278	A:21/B:23/D:49,8/L:734
1.7 [L53F]	79/107	08/88->12/92	CV Joint	F	MT	*		GS-3197	A:21/B:25/D:56,2/L:141,5
			Drive Shaft	L	F	MT	Tripod Roller Diameter [mm]: 29,95; MD L53F	AW-4277	A:21/D:49,8/L:639,5
			Drive Shaft	R	F	MT	MD L53F	AW-4278	A:21/B:23/D:49,8/L:734
1.8 16V [L53D]	99/135	10/89->04/92	Drive Shaft	L	F	MT	Tripod Roller Diameter [mm]: 29,95; MD L539; MD L53D	AW-4277	A:21/D:49,8/L:639,5
			Drive Shaft	R	F	MT	MD L539; MD L53D	AW-4278	A:21/B:23/D:49,8/L:734
1.9 D [L534, L53J]	47/64	10/89->04/92	Drive Shaft	L	F	MT	Tripod Roller Diameter [mm]: 29,95; MD L534; MD L53J	AW-4277	A:21/D:49,8/L:639,5
			Drive Shaft	R	F	MT	MD L534; MD L53J	AW-4278	A:21/B:23/D:49,8/L:734
1.9 TD [L53K]	68/92	09/90->04/92	Drive Shaft	L	F	MT	Tripod Roller Diameter [mm]: 29,95; MD L53K; MD L53Z	AW-4277	A:21/D:49,8/L:639,5
			Drive Shaft	R	F	MT	MD L53K; MD L53Z	AW-4278	A:21/B:23/D:49,8/L:734



KW/HP



Type

L/R

F/R

AT/MT



ABS



Technical Specification

19 II [B/C53_]










1.4	59/80	01/92->12/95	CV Joint	F		*		GS-3197	A:21/B:25/D:56,2/L:141,5
			Drive Shaft	L	F	MT	Tripod Roller Diameter [mm]: 29,95; MD B537; MD B53A; MD B53G; MD B53H; MD C537; MD C53A	AW-4277	A:21/D:49,8/L:639,5
			Drive Shaft	R	F	MT	MD B537; MD B53A; MD B53G; MD B53H; MD C537; MD C53A	AW-4278	A:21/B:23/D:49,8/L:734
1.4 [B/C532]	43/58	04/92->12/95	CV Joint	F		*		GS-3197	A:21/B:25/D:56,2/L:141,5
			Drive Shaft	L	F	MT	Tripod Roller Diameter [mm]: 29,95; MD B532; MD C532	AW-4277	A:21/D:49,8/L:639,5
			Drive Shaft	R	F	MT	MD B532; MD C532	AW-4278	A:21/B:23/D:49,8/L:734
1.4 [B/C535]	55/75	01/92->12/95	CV Joint	F		*		GS-3197	A:21/B:25/D:56,2/L:141,5
			Drive Shaft	L	F	MT	Tripod Roller Diameter [mm]: 29,95; MD B535; MD C535	AW-4277	A:21/D:49,8/L:639,5
			Drive Shaft	R	F	MT	MD B535; MD C535	AW-4278	A:21/B:23/D:49,8/L:734
1.7 [B/C53B]	54/73	04/92->12/95	CV Joint	F		*		GS-3197	A:21/B:25/D:56,2/L:141,5
			Drive Shaft	L	F	MT	Tripod Roller Diameter [mm]: 29,95; MD B533; MD B536; MD B53B; MD B53E; MD B53M; MD C533; MD C53B; MD C53E; MD C53M	AW-4277	A:21/D:49,8/L:639,5
			Drive Shaft	R	F	MT	MD B533; MD B536; MD B53E; MD B53M; MD C533; MD C53B; MD C53E; MD C53M	AW-4278	A:21/B:23/D:49,8/L:734
1.7 [B/C53C]	66/90	04/92->12/95	CV Joint	F		*		GS-3197	A:21/B:25/D:56,2/L:141,5
			Drive Shaft	L	F	MT	Tripod Roller Diameter [mm]: 29,95; MD B53C; MD B53F; MD C53C; MD C53F	AW-4277	A:21/D:49,8/L:639,5
			Drive Shaft	R	F	MT	MD B53C; MD B53F; MD C53C; MD C53F	AW-4278	A:21/B:23/D:49,8/L:734
1.8 [5/353A]	66/90	04/92->12/95	CV Joint	F		*		GS-3197	A:21/B:25/D:56,2/L:141,5
			Drive Shaft	L	F	MT	Tripod Roller Diameter [mm]: 29,95; MD 353A; MD 553A	AW-4277	A:21/D:49,8/L:639,5
			Drive Shaft	R	F	MT	MD 353A; MD 553A	AW-4278	A:21/B:23/D:49,8/L:734
1.8 [5/353F, B/C538]	79/107	05/94->12/95	CV Joint	F		*		GS-3197	A:21/B:25/D:56,2/L:141,5
			Drive Shaft	L	F	MT	Tripod Roller Diameter [mm]: 29,95; MD 353C; MD 353D; MD 553C; MD 553D; MD B538; MD C538	AW-4277	A:21/D:49,8/L:639,5
			Drive Shaft	R	F	MT	MD 353C; MD 353D; MD 553C; MD 553D; MD B538; MD C538	AW-4278	A:21/B:23/D:49,8/L:734
1.8 [B/C538]	81/110	04/92->05/94	CV Joint	F		*		GS-3197	A:21/B:25/D:56,2/L:141,5
			Drive Shaft	L	F	MT	Tripod Roller Diameter [mm]: 29,95; MD 353C; MD 353D; MD 553C; MD 553D; MD B538; MD C538	AW-4277	A:21/D:49,8/L:639,5
			Drive Shaft	R	F	MT	MD 353C; MD 353D; MD 553C; MD 553D; MD B538; MD C538	AW-4278	A:21/B:23/D:49,8/L:734
1.8 [B/C53Y]	65/88	04/92->12/95	CV Joint	F		*		GS-3197	A:21/B:25/D:56,2/L:141,5
			Drive Shaft	L	F	MT	Tripod Roller Diameter [mm]: 29,95; MD B53Y; MD C53Y	AW-4277	A:21/D:49,8/L:639,5
			Drive Shaft	R	F	MT	MD B53Y; MD C53Y	AW-4278	A:21/B:23/D:49,8/L:734
1.8 16V [B/C53D]	99/135	04/92->12/95	CV Joint	F		*		GS-3197	A:21/B:25/D:56,2/L:141,5
			Drive Shaft	L	F	MT	Tripod Roller Diameter [mm]: 29,95; MD B539; MD B53D; MD C539; MD C53D	AW-4277	A:21/D:49,8/L:639,5
			Drive Shaft	R	F	MT	MD B539; MD B53D; MD C539; MD C53D	AW-4278	A:21/B:23/D:49,8/L:734
1.9 D [B/C53J]	47/64	04/92->12/95	CV Joint	F		*		GS-3197	A:21/B:25/D:56,2/L:141,5
			Drive Shaft	L	F	MT	Tripod Roller Diameter [mm]: 29,95; MD B53J; MD C53J	AW-4277	A:21/D:49,8/L:639,5
			Drive Shaft	R	F	MT	MD B53J; MD C53J	AW-4278	A:21/B:23/D:49,8/L:734
1.9 dT [B/C53T]	66/90	04/92->12/95	CV Joint	F		*		GS-3197	A:21/B:25/D:56,2/L:141,5
			Drive Shaft	L	F	MT	Tripod Roller Diameter [mm]: 29,95; MD B53K; MD B53T; MD B53Z; MD C53K; MD C53T; MD C53Z	AW-4277	A:21/D:49,8/L:639,5
			Drive Shaft	R	F	MT	MD B53K; MD B53T; MD B53Z; MD C53K; MD C53T; MD C53Z	AW-4278	A:21/B:23/D:49,8/L:734










19 II Box [S53_]













1.9 dT	68/92	03/92->12/95	CV Joint	F		*		GS-3197	A:21/B:25/D:56,2/L:141,5
			Drive Shaft	L	F	MT	Tripod Roller Diameter [mm]: 29,95; MD S534; MD S53J; MD S53K	AW-4277	A:21/D:49,8/L:639,5
			Drive Shaft	R	F	MT	MD S534; MD S53J; MD S53K	AW-4278	A:21/B:23/D:49,8/L:734







19 II Cabriolet [D53_, 853_]








1.7 [D53C]	66/90	04/92->09/93	CV Joint	F		*		GS-3197	A:21/B:25/D:56,2/L:141,5
1.8 [853A]	66/90	09/93->06/96	CV Joint	F		*		GS-3197	A:21/B:25/D:56,2/L:141,5









			Type	L/R	F/R	AT/MT			ABS			Technical Specification
1.8 (D53V, 853F, D53C)	79/107	07/94->06/96	CV Joint		F		*				GS-3197	A:21/B:25/D:56,2/L:141,5
1.8 (D53Y)	65/88	04/92->06/96	CV Joint		F		*				GS-3197	A:21/B:25/D:56,2/L:141,5
19 II Chamade (L53) 												
			CV Joint		F	MT	*				GS-3197	A:21/B:25/D:56,2/L:141,5
1.4 (532)	43/58	04/92->12/95	Drive Shaft	L	F	MT				Tripod Roller Diameter [mm]: 29,95; MD L532	AW-4277	A:21/D:49,8/L:639,5
			Drive Shaft	R	F	MT			MD L532	AW-4278	A:21/B:23/D:49,8/L:734	
1.4 (L535)	55/75	11/93->12/95	CV Joint		F	MT	*				GS-3197	A:21/B:25/D:56,2/L:141,5
			Drive Shaft	L	F	MT			Tripod Roller Diameter [mm]: 29,95; MD L535; MD L537; MD L53A; MD L53G	AW-4277	A:21/D:49,8/L:639,5	
			Drive Shaft	R	F	MT			MD L535; MD L537; MD L53A; MD L53G	AW-4278	A:21/B:23/D:49,8/L:734	
1.7 (L533)	68/92	01/93->08/95	CV Joint		F	MT	*				GS-3197	A:21/B:25/D:56,2/L:141,5
			Drive Shaft	L	F	MT			Tripod Roller Diameter [mm]: 29,95	AW-4277	A:21/D:49,8/L:639,5	
			Drive Shaft	R	F	MT				AW-4278	A:21/B:23/D:49,8/L:734	
1.7 (L53B)	54/73	04/92->12/95	CV Joint		F		*				GS-3197	A:21/B:25/D:56,2/L:141,5
			Drive Shaft	L	F	MT			Tripod Roller Diameter [mm]: 29,95; MD L536; MD L53B	AW-4277	A:21/D:49,8/L:639,5	
			Drive Shaft	R	F	MT			MD L536; MD L53B	AW-4278	A:21/B:23/D:49,8/L:734	
1.8 (453A/F)	66/90	04/92->12/95	CV Joint		F		*				GS-3197	A:21/B:25/D:56,2/L:141,5
			Drive Shaft	L	F	MT			Tripod Roller Diameter [mm]: 29,95; MD 453A	AW-4277	A:21/D:49,8/L:639,5	
			Drive Shaft	R	F	MT			MD 453A	AW-4278	A:21/B:23/D:49,8/L:734	
1.8 (L538)	81/110	04/92->05/94	CV Joint		F	MT	*				GS-3197	A:21/B:25/D:56,2/L:141,5
			Drive Shaft	L	F	MT			Tripod Roller Diameter [mm]: 29,95; MD L538	AW-4277	A:21/D:49,8/L:639,5	
			Drive Shaft	R	F	MT			MD L538	AW-4278	A:21/B:23/D:49,8/L:734	
1.8 (L53V, L538)	79/107	05/94->12/95	CV Joint		F	MT	*				GS-3197	A:21/B:25/D:56,2/L:141,5
			Drive Shaft	L	F	MT			Tripod Roller Diameter [mm]: 29,95; MD 453C; MD 453D; MD 453H; MD L538	AW-4277	A:21/D:49,8/L:639,5	
			Drive Shaft	R	F	MT			MD 453C; MD 453D; MD 453H; MD L538	AW-4278	A:21/B:23/D:49,8/L:734	
1.8 (L53Y)	65/88	04/92->12/95	CV Joint		F	MT	*				GS-3197	A:21/B:25/D:56,2/L:141,5
			Drive Shaft	L	F	MT			Tripod Roller Diameter [mm]: 29,95; MD L53Y	AW-4277	A:21/D:49,8/L:639,5	
			Drive Shaft	R	F	MT			MD L53Y	AW-4278	A:21/B:23/D:49,8/L:734	
1.8 16V (L53D)	99/135	04/92->12/95	CV Joint		F	MT	*				GS-3197	A:21/B:25/D:56,2/L:141,5
			Drive Shaft	L	F	MT			Tripod Roller Diameter [mm]: 29,95; MD L539; MD L53D	AW-4277	A:21/D:49,8/L:639,5	
			Drive Shaft	R	F	MT			MD L539; MD L53D	AW-4278	A:21/B:23/D:49,8/L:734	
1.9 D (L53J)	47/64	04/92->12/95	CV Joint		F	MT	*				GS-3197	A:21/B:25/D:56,2/L:141,5
			Drive Shaft	L	F	MT			Tripod Roller Diameter [mm]: 29,95; MD L53J	AW-4277	A:21/D:49,8/L:639,5	
			Drive Shaft	R	F	MT			MD L53J	AW-4278	A:21/B:23/D:49,8/L:734	
1.9 dT (L53T)	66/90	04/92->12/95	CV Joint		F	MT	*				GS-3197	A:21/B:25/D:56,2/L:141,5
			Drive Shaft	L	F	MT			Tripod Roller Diameter [mm]: 29,95; MD L53T; MD L53Z	AW-4277	A:21/D:49,8/L:639,5	
			Drive Shaft	R	F	MT			MD L53T; MD L53Z	AW-4278	A:21/B:23/D:49,8/L:734	
25 (B29) 												
2.0 (B297)	74/101	04/84->12/92	Drive Shaft	L; R	F				48	MD B297	AW-4285	A:23/B:23/D:56/L:720
2.0 12V	103/140	06/88->12/93	Drive Shaft	L; R	F				48	MD B292; MD B29H	AW-4285	A:23/B:23/D:56/L:720
2.0 12V (B294)	99/135	06/89->12/92	Drive Shaft	L; R	F				48	MD B294	AW-4285	A:23/B:23/D:56/L:720
2.1 Diesel (B296)	46/63	04/84->05/89	Drive Shaft	L; R	F				48	MD B296	AW-4285	A:23/B:23/D:56/L:720
2.1 Diesel (B296)	51/69	06/89->12/92	Drive Shaft	L; R	F				48	MD B296	AW-4285	A:23/B:23/D:56/L:720
2.1 Turbo-D FWD (B290, B29W)	63/86	04/84->12/92	Drive Shaft	L; R	F				48	MD B290; MD B29W	AW-4285	A:23/B:23/D:56/L:720
2.2 (B29B)	79/108	09/86->12/92	Drive Shaft	L; R	F				48	MD B29B	AW-4285	A:23/B:23/D:56/L:720
2.2 (B29E)	89/121	04/84->12/89	Drive Shaft	L; R	F				48	MD B29E	AW-4285	A:23/B:23/D:56/L:720
2.2 (B29E)	91/124	04/84->12/89	Drive Shaft	L; R	F				48	MD B29E	AW-4285	A:23/B:23/D:56/L:720












			Type	L/R	F/R	AT/MT			ABS			Technical Specification
2.7 V6 Injection (B298)	104/141	04/84->08/89	Drive Shaft	L; R	F				48	MD B298	AW-4285	A:23/B:23/D:56/L:720
CLIO Grandtour (KR0/1_) 												
1.2 16V	76/103	09/10->	Drive Shaft	R	F	SA				MD KR02; MD KR04; MD KR0E; MD KR0J; MD KR0P; MD KR0S; MD KR1U; MD KR21	AW-5460	A:23/B:26/D:49/L:890
			CV Joint				*				GS-4000	A:23/B:28/D:49/L:138
1.2 16V Hi-Flex (KR0S)	55/75	07/08->	Drive Shaft	R	F	SA				MD KR02; MD KR04; MD KR0E; MD KR0J; MD KR0P; MD KR0S; MD KR1U; MD KR21	AW-5460	A:23/B:26/D:49/L:890
			CV Joint				*				GS-4000	A:23/B:28/D:49/L:138
1.2 16V (KR02, KR0J)	55/75	02/08->	Drive Shaft	R	F	SA				MD KR02; MD KR04; MD KR0E; MD KR0J; MD KR0P; MD KR0S; MD KR1U; MD KR21	AW-5460	A:23/B:26/D:49/L:890
			CV Joint				*				GS-4000	A:23/B:28/D:49/L:138
1.2 16V (KR0E)	58/78	02/08->	Drive Shaft	R	F	SA				MD KR02; MD KR04; MD KR0E; MD KR0J; MD KR0P; MD KR0S; MD KR1U; MD KR21	AW-5460	A:23/B:26/D:49/L:890
1.2 16V (KR0P)	74/101	02/08->	Drive Shaft	R	F	SA				MD KR02; MD KR04; MD KR0E; MD KR0J; MD KR0P; MD KR0S; MD KR1U; MD KR21	AW-5460	A:23/B:26/D:49/L:890
			Drive Shaft	L	F	5MT				MD KR1B	AW-4864	A:23/B:26/D:49/L:649
			Drive Shaft	R	F	5MT				MD KR1B	AW-4865	A:23/B:26/D:49/L:897
			CV Joint		F	MT	*			MD KR0F; MD KR0G	GS-3926	A:23/B:30/D:49/L:145
			CV Joint				*				GS-4000	A:23/B:28/D:49/L:138
1.5 dCi (KR0F)	63/86	02/08->	Drive Shaft	L	F	MT				MD KR0F; MD KR0G	AW-4864	A:23/B:26/D:49/L:649
			Drive Shaft	R	F	MT				MD KR0F; MD KR0G	AW-4865	A:23/B:26/D:49/L:897
			CV Joint		F	MT	*			MD KR0F; MD KR0G	GS-3926	A:23/B:30/D:49/L:145
1.5 dCi (KR0G)	50/68	02/08->	Drive Shaft	L	F	MT				MD KR0F; MD KR0G	AW-4864	A:23/B:26/D:49/L:649
			Drive Shaft	R	F	MT				MD KR0F; MD KR0G	AW-4865	A:23/B:26/D:49/L:897
			CV Joint		F	MT	*			MD KR0F; MD KR0G	GS-3926	A:23/B:30/D:49/L:145
1.5 dCi (KR0H)	78/106	02/08->	Drive Shaft	L	F	MT				MD KR0F; MD KR0G	AW-4864	A:23/B:26/D:49/L:649
			Drive Shaft	R	F	MT				MD KR0F; MD KR0G	AW-4865	A:23/B:26/D:49/L:897
			CV Joint		F	MT	*			MD KR0F; MD KR0G	GS-3926	A:23/B:30/D:49/L:145
1.5 dCi (KR1C, KR1N)	76/103	02/08->	Drive Shaft	L	F	MT				MD KR0F; MD KR0G	AW-4864	A:23/B:26/D:49/L:649
			Drive Shaft	R	F	MT				MD KR0F; MD KR0G	AW-4865	A:23/B:26/D:49/L:897
			CV Joint		F		*			MD KR09; MD KR0B	GS-3926	A:23/B:30/D:49/L:145
1.6 16V (KR0B)	82/112	02/08->	Drive Shaft	R	F					MD KR09; MD KR0B	AW-4865	A:23/B:26/D:49/L:897
CLIO I (B/C57_, 5/357_) 												
			CV Joint		F	MT	*			MD 357K; MD 357Y; MD 557K; MD 557Y	GS-3197	A:21/B:25/D:56,2/L:141,5
1.2 (5/357Y, 5/357K)	43/58	01/96->09/98	Drive Shaft	R	F	MT				MD 357K; MD 357Y; MD 557K; MD 557Y	AW-4290	A:21/B:23/D:46,3/L:706
			Drive Shaft	L	F	MT				Tripod Roller Diameter [mm]: 29,95; MD 357K; MD 357Y; MD 557K; MD 557Y	AW-4292	A:21/D:46,4/L:612,5
			CV Joint		F	MT	*			MD 357K; MD 357Y; MD 557K; MD 557Y	GS-3197	A:21/B:25/D:56,2/L:141,5
1.2 (5/357Y, 5/357K)	40/54	01/96->09/98	Drive Shaft	R	F	MT				MD 357K; MD 357Y; MD 557K; MD 557Y	AW-4290	A:21/B:23/D:46,3/L:706
			Drive Shaft	L	F	MT				Tripod Roller Diameter [mm]: 29,95; MD 357K; MD 357Y; MD 557K; MD 557Y	AW-4292	A:21/D:46,4/L:612,5
			CV Joint		F		*			MD JB4; MD JB5; trans.type JB0; trans.type JB1	GS-3197	A:21/B:25/D:56,2/L:141,5
			Drive Shaft	R	F					trans.type JB0; trans.type JB1	AW-4290	A:21/B:23/D:46,3/L:706
1.2 (B/C/S572)	44/60	05/90->03/96	Drive Shaft	L	F					Tripod Roller Diameter [mm]: 29,95; trans.type JB0; trans.type JB1	AW-4292	A:21/D:46,4/L:612,5
			Drive Shaft	L	F					Tripod Roller Diameter [mm]: 29,95; trans.type JB4; trans.type JB5	AW-4293	A:21/D:56,5/L:618
			Drive Shaft	R	F					trans.type JB4; trans.type JB5	AW-4294	A:21/B:23/D:57/L:703
			CV Joint		F	MT	*			MD B557; MD C557	GS-3197	A:21/B:25/D:56,2/L:141,5
1.2 (B/C/S577)	40/54	01/96->12/96	Drive Shaft	R	F	MT				MD B577; MD C577	AW-4290	A:21/B:23/D:46,3/L:706
			Drive Shaft	L	F	MT				Tripod Roller Diameter [mm]: 29,95; MD B577; MD C577	AW-4292	A:21/D:46,4/L:612,5

												
1.2 [B/C/S57A, B/C57S, 5/357F, 5/357J, 5/357L, 5/357R]	43/58	05/90->09/98	CV Joint		F	MT	*	MD 357F; MD 357G; MD 357J; MD 357L; MD 357R; MD 557F; MD 557G; MD 557J; MD 557L; MD 557R; MD B57A; MD B57S; MD C57A; MD C57S	GS-3197	A:21/B:25/D:56,2/L:141,5		
			Drive Shaft	R	F	MT		MD 357F; MD 357G; MD 357J; MD 357L; MD 357R; MD 557F; MD 557G; MD 557J; MD 557L; MD 557R; MD B57A; MD B57S; MD C57A; MD C57S	AW-4290	A:21/B:23/D:46,3/L:706		
			Drive Shaft	L	F	MT		Tripod Roller Diameter [mm]: 29,95; MD 357F; MD 357G; MD 357J; MD 357L; MD 357R; MD 557F; MD 557G; MD 557J; MD 557L; MD 557R; MD B57A; MD B57S; MD C57A; MD C57S	AW-4292	A:21/D:46,4/L:612,5		
1.2 [B/C57R]	40/54	01/91->06/96	CV Joint		F	MT	*	MD B57N; MD B57R; MD C57R	GS-3197	A:21/B:25/D:56,2/L:141,5		
			Drive Shaft	R	F	MT		MD B57N; MD B57R; MD C57R	AW-4290	A:21/B:23/D:46,3/L:706		
			Drive Shaft	L	F	MT		Tripod Roller Diameter [mm]: 29,95; MD B57N; MD B57R; MD C57R	AW-4292	A:21/D:46,4/L:612,5		
1.4	59/80	01/91->09/98	CV Joint		F		*	MD 557B; MD B573; MD B57P; MD C573	GS-3197	A:21/B:25/D:56,2/L:141,5		
			Drive Shaft	R	F			MD 557B; MD B573; MD B57P; MD C573	AW-4290	A:21/B:23/D:46,3/L:706		
			Drive Shaft	L	F			Tripod Roller Diameter [mm]: 29,95; MD 557B; MD B573; MD B57P; MD C573	AW-4292	A:21/D:46,4/L:612,5		
1.4 [B57J, C57J]	55/75	01/91->09/98	CV Joint		F	MT	*	MD B57J; MD C57B; MD C57J	GS-3197	A:21/B:25/D:56,2/L:141,5		
			Drive Shaft	R	F	MT		MD B57J; MD C57B; MD C57J	AW-4290	A:21/B:23/D:46,3/L:706		
			Drive Shaft	L	F	MT		Tripod Roller Diameter [mm]: 29,95; MD B57J; MD C57B; MD C57J	AW-4292	A:21/D:46,4/L:612,5		
1.8 [B/C57C, B/C57U]	65/88	01/91->09/98	CV Joint		F	MT	*	- ABS	GS-3197	A:21/B:25/D:56,2/L:141,5		
1.8 16V [C57D]	99/135	01/91->03/96	CV Joint		F	MT	*	- ABS	GS-3197	A:21/B:25/D:56,2/L:141,5		
1.8 Rsi [B/C579]	80/109	01/93->08/95	CV Joint		F	MT	*	- ABS	GS-3197	A:21/B:25/D:56,2/L:141,5		
1.8 Rsi [B/C57H]	79/107	08/95->09/98	CV Joint		F	MT	*	- ABS	GS-3197	A:21/B:25/D:56,2/L:141,5		
1.9 D [B/C/S576, B/C/S57L]	47/64	01/91->09/98	CV Joint		F	MT	*	- ABS	GS-3197	A:21/B:25/D:56,2/L:141,5		
1.9 D	40/54	01/97->09/98	CV Joint		F	MT	*	MD 357N; MD 557N; MD 657H; MD 657M; MD 657N	GS-3197	A:21/B:25/D:56,2/L:141,5		
			Drive Shaft	R	F	MT		MD 357N; MD 557N; MD 657H; MD 657M; MD 657N	AW-4290	A:21/B:23/D:46,3/L:706		
			Drive Shaft	L	F	MT		Tripod Roller Diameter [mm]: 29,95; MD 357N; MD 557N; MD 657H; MD 657M; MD 657N	AW-4292	A:21/D:46,4/L:612,5		
CLIO II [BB0/1/2_, CB0/1/2_] 												
1.2 [BB0A, BB0F, BB10, BB1K, BB28, BB2D, BB2H, CB0A...]	43/58	09/98->	CV Joint				*	26	->10/02	GS-3699	A:21/B:30/D:52,2/L:144,5	
			Drive Shaft	L	F					Tripod Roller Diameter [mm]: 29,95; ->10/02	AW-4297	A:21/D:49,8/L:623
			Drive Shaft	L	F				44	Tripod Roller Diameter [mm]: 29,95; ->02/10; 11/02->; MD BB1K/CB1K; MD BB28/BB2D/BB2H/CB2D	AW-4602	A:21/D:57/L:629
			Drive Shaft	L	F	MT			26	Tripod Roller Diameter [mm]: 29,95; ->10/02; MD BB0A; MD BB0F; MD BB10; MD BB1K; MD BB2D; MD BB2H; MD CB0F; MD CB10; MD CB1K; MD CB2D	AW-4648	A:21/D:57/L:625,7
			Drive Shaft	R	F				26	->10/02	AW-4649	A:21/B:23/D:51,5/L:715
			Drive Shaft	R	F	MT			44	10/02->; MD BB0F; MD BB10; MD BB1K; MD BB28; MD BB2D; MD BB2H; MD CB1K; MD CB2D	AW-4651	A:21/B:23/D:52,2/L:723,5
1.2 [BB0A, CB0A]	44/60	03/99->05/01	CV Joint				*	26	+ ABS	GS-3699	A:21/B:30/D:52,2/L:144,5	
			Drive Shaft	L	F					Tripod Roller Diameter [mm]: 29,95	AW-4297	A:21/D:49,8/L:623
			Drive Shaft	R	F				26		AW-4649	A:21/B:23/D:51,5/L:715
1.2 16V [BB05, BB0W, BB11, BB27, BB2T, BB2U, BB2V, CB05...]	55/75	06/01->	Drive Shaft	L	F	MT		26	Tripod Roller Diameter [mm]: 29,95; ->04/13; 11/02->	AW-4602	A:21/D:57/L:629	
			Drive Shaft	L	F	MT		26	Tripod Roller Diameter [mm]: 29,95; ->10/02; MD BB05; MD BB0W; MD BB11; MD BB27; MD CB05; MD CB0W; MD CB11; MD CB19; MD CB27; MD LB19; MD LB1Y; MD LB27	AW-4648	A:21/D:57/L:625,7	
			Drive Shaft	R	F	MT		44	10/02->; MD BB05; MD BB0W; MD BB11; MD BB27; MD BB2T; MD BB2U; MD BB2V; MD CB05; MD CB0W; MD CB11; MD CB19; MD CB27; MD CB2T; MD CB2U; MD LB11; MD LB19; MD LB1Y	AW-4651	A:21/B:23/D:52,2/L:723,5	
1.2 LPG	43/58	09/98->06/09	CV Joint				*	26	+ ABS	GS-3699	A:21/B:30/D:52,2/L:144,5	
			Drive Shaft	L	F					Tripod Roller Diameter [mm]: 29,95	AW-4297	A:21/D:49,8/L:623
			Drive Shaft	R	F				26		AW-4649	A:21/B:23/D:51,5/L:715
1.4 [B/CB0C]	55/75	09/98->05/05	CV Joint				*	26		GS-3699	A:21/B:30/D:52,2/L:144,5	
			Drive Shaft	L	F					Tripod Roller Diameter [mm]: 29,95	AW-4297	A:21/D:49,8/L:623
			Drive Shaft	R	F						AW-4639	A:21/B:23/D:51,5/L:720
			Drive Shaft	R	F				26		AW-4640	A:21/B:23/D:57/L:727
			Drive Shaft	L	F	MT			26	Tripod Roller Diameter [mm]: 29,95; ->10/02; MD BB0C; MD BB0S; MD CB0C; MD CB0S	AW-4648	A:21/D:57/L:625,7
Drive Shaft	R	F	MT				- ABS; 10/02->; MD BB0C; MD BB0S; MD CB0C; MD CB0S	AW-4650	A:21/B:23/D:49,8/L:712			

	kw/HP		Type	L/R	F/R	AT/MT			ABS			Technical Specification	
1.4 16V (B/CB0L)	70/95	10/99->09/04	CV Joint					*	26		GS-3699	A:21/B:30/D:52,2/L:144,5	
			Drive Shaft	L	F					Tripod Rotler Diameter [mm]: 29,95	AW-4297	A:21/D:49,8/L:623	
			Drive Shaft	L	F	MT				44	Tripod Rotler Diameter [mm]: 29,95; 11/02->	AW-4602	A:21/D:57/L:629
			Drive Shaft	L	F	MT				26	Tripod Rotler Diameter [mm]: 29,95; MD BB0L; MD BB0P; MD BB13; MD BB1L; MD CB0L; MD CB0P; MD CB1L; MD LB0K; MD LB0L; MD LB0P; MD LB2A; MD LB2B	AW-4648	A:21/D:57/L:625,7
			Drive Shaft	R	F					26		AW-4649	A:21/B:23/D:51,5/L:715
1.4 16V (B/CB0P)	72/98	08/00->	CV Joint					*	26		GS-3699	A:21/B:30/D:52,2/L:144,5	
			Drive Shaft	L	F					Tripod Rotler Diameter [mm]: 29,95; ->10/02	AW-4297	A:21/D:49,8/L:623	
			Drive Shaft	L	F					44	Tripod Rotler Diameter [mm]: 29,95; ->04/05; 11/02->; engine K4J712; engine K4J715	AW-4602	A:21/D:57/L:629
			Drive Shaft	L	F	MT				26	Tripod Rotler Diameter [mm]: 29,95; ->10/02; MD BB0L; MD BB0P; MD BB13; MD BB1L; MD CB0L; MD CB0P; MD CB1L; MD LB0K; MD LB0L; MD LB0P; MD LB2A; MD LB2B	AW-4648	A:21/D:57/L:625,7
			Drive Shaft	R	F					26	->10/02	AW-4649	A:21/B:23/D:51,5/L:715
1.5 dCi	74/100	01/04->	Drive Shaft	R	F	MT			44	MD BB08; MD CB08; MD LB23	AW-4785	A:23/B:23/D:57,5/L:724	
			Drive Shaft	L	F	MT				44	Tripod Rotler Diameter [mm]: 29,95; MD BB08; MD CB08; MD LB23	AW-4786	A:23/D:57,5/L:630
1.5 dCi	42/57	06/01->12/06	Drive Shaft	L	F	MT			44	Tripod Rotler Diameter [mm]: 29,95; 11/02->	AW-4602	A:21/D:57/L:629	
1.5 dCi (B/CB03)	59/80	06/01->10/03	Drive Shaft	L	F					Tripod Rotler Diameter [mm]: 29,95; ->10/02	AW-4297	A:21/D:49,8/L:623	
			Drive Shaft	R	F					26	->10/02	AW-4649	A:21/B:23/D:51,5/L:715
			Drive Shaft	L	F					44	Tripod Rotler Diameter [mm]: 29,95; 11/02->	AW-4786	A:23/D:57,5/L:630
			Drive Shaft	L	F						Tripod Rotler Diameter [mm]: 29,95; ->10/02	AW-4297	A:21/D:49,8/L:623
			Drive Shaft	L	F					44	Tripod Rotler Diameter [mm]: 29,95; ->02/08; 11/02->	AW-4602	A:21/D:57/L:629
1.5 dCi (B/CB07)	48/65	06/01->	Drive Shaft	L	F	MT				26	Tripod Rotler Diameter [mm]: 29,95; ->10/02; MD BB07; MD CB07; MD CB1W; MD LB07; MD LB1W; MD LB24	AW-4648	A:21/D:57/L:625,7
			Drive Shaft	R	F					26	->10/02	AW-4649	A:21/B:23/D:51,5/L:715
			Drive Shaft	R	F	MT				44	10/02->; MD BB08; MD CB08; MD LB23	AW-4785	A:23/B:23/D:57,5/L:724
			Drive Shaft	L	F	MT				44	Tripod Rotler Diameter [mm]: 29,95; 10/02->; MD BB08; MD CB08; MD LB23	AW-4786	A:23/D:57,5/L:630
			Drive Shaft	L	F					44	Tripod Rotler Diameter [mm]: 29,95; ->04/05; 11/02->	AW-4602	A:21/D:57/L:629
1.5 dCi (B/CB08)	60/82	06/01->	Drive Shaft	L	F	MT				26	Tripod Rotler Diameter [mm]: 29,95; ->10/02; MD BB07; MD CB07; MD CB1W; MD LB07; MD LB1W; MD LB24	AW-4648	A:21/D:57/L:625,7
			Drive Shaft	R	F	MT				44	10/02->; MD BB08; MD CB08; MD LB23	AW-4785	A:23/B:23/D:57,5/L:724
			Drive Shaft	L	F	MT				44	Tripod Rotler Diameter [mm]: 29,95; 10/02->; MD BB08; MD CB08; MD LB23	AW-4786	A:23/D:57,5/L:630
1.5 dCi (B/CB3M)	47/64	06/05->	CV Joint				*			GS-4754	A:25/B:32/D:52,8/L:148		
1.5 dCi (B/CB3N)	62/84	02/07->	CV Joint				*			GS-4754	A:25/B:32/D:52,8/L:148		
1.6 (B/CB0D)	66/90	09/98->05/05	CV Joint					*	26		GS-3699	A:21/B:30/D:52,2/L:144,5	
			Drive Shaft	L	F					Tripod Rotler Diameter [mm]: 29,95; ->10/02	AW-4297	A:21/D:49,8/L:623	
			Drive Shaft	L	F	MT				26	Tripod Rotler Diameter [mm]: 29,95; ->10/02; MD BB0D; MD CB0D	AW-4648	A:21/D:57/L:625,7
			Drive Shaft	R	F					26	->10/02	AW-4649	A:21/B:23/D:51,5/L:715
			Drive Shaft	R	F	MT					- ABS; 10/02->; MD BB0D	AW-4650	A:21/B:23/D:49,8/L:712
			Drive Shaft	R	F	MT				44	10/02->; MD LB00	AW-4651	A:21/B:23/D:52,2/L:723,5
1.6 16V (BB01, BB0H, BB0T, BB14, BB1D, BB1R, BB2KL...)	79/107	09/98->	CV Joint					*	26		GS-3699	A:21/B:30/D:52,2/L:144,5	
			Drive Shaft	L	F					Tripod Rotler Diameter [mm]: 29,95; ->10/02	AW-4297	A:21/D:49,8/L:623	
			Drive Shaft	L	F					44	Tripod Rotler Diameter [mm]: 29,95; ->04/05; 10/02->; engine K4M744/K4M745	AW-4602	A:21/D:57/L:629
			Drive Shaft	L	F	MT				26	Tripod Rotler Diameter [mm]: 29,95; ->10/02; 10/02->; MD BB0H; MD BB0T; MD BB14; MD BB1D; MD BB1J; MD BB1R; MD CB0H; MD CB0T; MD CB14; MD CB1D; MD LB18; MD LB1J; MD LB1R; MD LB1V	AW-4648	A:21/D:57/L:625,7
			Drive Shaft	R	F					26	->10/02	AW-4649	A:21/B:23/D:51,5/L:715
Drive Shaft	R	F	MT					- ABS; 10/02->; MD BB0H; MD BB0T	AW-4650	A:21/B:23/D:49,8/L:712			

	kw/HP		Type	L/R	F/R	AT/MT			ABS			Technical Specification		
1.9 D (B/CB0E)	47/64	09/98->05/05	CV Joint					*	26		GS-3699	A:21/B:30/D:52,2/L:144,5		
			Drive Shaft	L	F					Tripod Roller Diameter [mm]: 29,95	AW-4297	A:21/D:49,8/L:623		
			Drive Shaft	R	F						AW-4639	A:21/B:23/D:51,5/L:720		
			Drive Shaft	R	F						26	AW-4640	A:21/B:23/D:57/L:727	
			Drive Shaft	L	F		MT				26	Tripod Roller Diameter [mm]: 29,95; ->10/02; MD BB02; MD BB0E; MD BB0J; MD CB0E; MD CB0J; MD LB02	AW-4648	A:21/D:57/L:625,7
1.9 D (B/CB0J)	48/65	02/00->05/01	CV Joint					*	26	+ ABS	GS-3699	A:21/B:30/D:52,2/L:144,5		
			Drive Shaft	L	F					Tripod Roller Diameter [mm]: 29,95	AW-4297	A:21/D:49,8/L:623		
			Drive Shaft	R	F						AW-4639	A:21/B:23/D:51,5/L:720		
			Drive Shaft	R	F						26	AW-4640	A:21/B:23/D:57/L:727	
1.9 dTi (B/CB0U)	59/80	12/99->05/05	CV Joint					*	26		GS-3699	A:21/B:30/D:52,2/L:144,5		
			Drive Shaft	L	F					Tripod Roller Diameter [mm]: 29,95; ->10/02	AW-4297	A:21/D:49,8/L:623		
			Drive Shaft	L	F						44	Tripod Roller Diameter [mm]: 29,95; 11/02->	AW-4602	A:21/D:57/L:629
			Drive Shaft	L	F		MT				26	Tripod Roller Diameter [mm]: 29,95; ->10/02; MD BB0U; MD BB0V; MD BB2C; MD CB0U; MD CB0V; MD CB2C	AW-4648	A:21/D:57/L:625,7
			Drive Shaft	R	F						26	->10/02	AW-4649	A:21/B:23/D:51,5/L:715
Drive Shaft	R	F		MT					- ABS; 10/02->; MD BB0V	AW-4650	A:21/B:23/D:49,8/L:712			
2.0 16V Sport (CB0M)	124/169	02/00->	CV Joint		F	MT		*	44	MD CB0M; MD CB15; MD CB1C; MD CB1S	GS-3644	A:23/B:35/D:57,5/L:158		
CLIO II Box (SB0/1/2_) 														
1.1 (SB0A, SB0F, SB1K, SB2D)	43/58	09/98->	Drive Shaft	L	F					44	Tripod Roller Diameter [mm]: 29,95; ->04/05; engine D7F726	AW-4602	A:21/D:57/L:629	
			Drive Shaft	L	F						26	Tripod Roller Diameter [mm]: 29,95; ->10/02; MD SB0F; MD SB10; MD SB1K	AW-4648	A:21/D:57/L:625,7
			Drive Shaft	R	F						44	10/02->; MD SB1K; MD SB2D; MD SB2H	AW-4651	A:21/B:23/D:52,2/L:723,5
1.2 (SB0A, SB0F, SB10)	44/60	03/99->10/03	Drive Shaft	L	F						Tripod Roller Diameter [mm]: 29,95; ->10/02	AW-4297	A:21/D:49,8/L:623	
			Drive Shaft	L	F						44	Tripod Roller Diameter [mm]: 29,95; 11/02->	AW-4602	A:21/D:57/L:629
			Drive Shaft	R	F						26	->10/02	AW-4649	A:21/B:23/D:51,5/L:715
1.5 dCi	59/80	06/01->10/04	Drive Shaft	L	F						Tripod Roller Diameter [mm]: 29,95; ->10/02	AW-4297	A:21/D:49,8/L:623	
			Drive Shaft	L	F						44	Tripod Roller Diameter [mm]: 29,95	AW-4602	A:21/D:57/L:629
			Drive Shaft	R	F						26	->10/02	AW-4649	A:21/B:23/D:51,5/L:715
1.5 dCi	60/82	11/03->	Drive Shaft	L	F						44	Tripod Roller Diameter [mm]: 29,95; 11/02->	AW-4786	A:23/D:57,5/L:630
			Drive Shaft	L	F						44	Tripod Roller Diameter [mm]: 29,95; ->04/05; MD SB09	AW-4602	A:21/D:57/L:629
			Drive Shaft	L	F						44	Tripod Roller Diameter [mm]: 29,95; engine K9K702; MD SB08	AW-4786	A:23/D:57,5/L:630
1.5 dCi (SB07)	48/65	06/01->	CV Joint					*	26	+ ABS	GS-3699	A:21/B:30/D:52,2/L:144,5		
			Drive Shaft	L	F						Tripod Roller Diameter [mm]: 29,95; ->10/02	AW-4297	A:21/D:49,8/L:623	
			Drive Shaft	L	F						44	Tripod Roller Diameter [mm]: 29,95; ->04/05; 11/02->	AW-4602	A:21/D:57/L:629
			Drive Shaft	L	F						26	Tripod Roller Diameter [mm]: 29,95; ->10/02; MD SB07; MD SB09	AW-4648	A:21/D:57/L:625,7
			Drive Shaft	R	F						26	->10/02	AW-4649	A:21/B:23/D:51,5/L:715
			Drive Shaft	R	F						44	10/02->; MD SB08	AW-4785	A:23/B:23/D:57,5/L:724
			Drive Shaft	L	F						44	Tripod Roller Diameter [mm]: 29,95; 10/02->; MD SB08	AW-4786	A:23/D:57,5/L:630
1.9 D (SB0E)	47/64	09/98->	CV Joint					*	26	+ ABS	GS-3699	A:21/B:30/D:52,2/L:144,5		
			Drive Shaft	L	F						Tripod Roller Diameter [mm]: 29,95	AW-4297	A:21/D:49,8/L:623	
			Drive Shaft	R	F							AW-4639	A:21/B:23/D:51,5/L:720	
			Drive Shaft	R	F						26	AW-4640	A:21/B:23/D:57/L:727	
1.9 D (SB0J)	48/65	02/00->05/01	Drive Shaft	L	F					26	Tripod Roller Diameter [mm]: 29,95; ->10/02; MD SB0E; MD SB0J; MD SB0R; MD SB0U	AW-4648	A:21/D:57/L:625,7	
			CV Joint						*	26	+ ABS	GS-3699	A:21/B:30/D:52,2/L:144,5	
			Drive Shaft	L	F							Tripod Roller Diameter [mm]: 29,95	AW-4297	A:21/D:49,8/L:623
			Drive Shaft	R	F						26	AW-4637	A:21/B:23/D:57/L:718	
			Drive Shaft	R	F							AW-4639	A:21/B:23/D:51,5/L:720	
Drive Shaft	R	F						26	AW-4640	A:21/B:23/D:57/L:727				

			Type	L/R	F/R	AT/MT			ABS			Technical Specification
1.9 DTi (SB0U)	59/80	02/00->05/01	Drive Shaft	L	F					Tripod Roller Diameter [mm]: 29,95	AW-4297	A:21/D:49,8/L:623
			Drive Shaft	R	F				26		AW-4637	A:21/B:23/D:57/L:718
			Drive Shaft	R	F				26		AW-4649	A:21/B:23/D:51,5/L:715
CLIO III (BR0/1, CR0/1) 												
1.2 16V	58/78	06/05->	CV Joint							*	GS-4000	A:23/B:28/D:49/L:138
			Drive Shaft	R	F	SA				MD BR01; MD BR02; MD BR03; MD BR04; MD BR0E; MD BR0J; MD BR0P; MD BR0R; MD BR0S; MD BR11; MD BR19; MD BR1D; MD BR1L; MD BR1U; MD BR21; MD BR23; MD CR02; MD CR04; MD CR0E; MD CR0J; MD CR0P; MD CR0R; MD CR0S; MD CR11; MD CR1U; MD CR21; MD CR23; MD SR0J; MD SR0P; MD SR0S; MD SR1U; MD SR21; MD SR23	AW-5460	A:23/B:26/D:49/L:890
1.2 16V	76/103	09/10->	Drive Shaft	R	F	SA				MD BR01; MD BR02; MD BR03; MD BR04; MD BR0E; MD BR0J; MD BR0P; MD BR0R; MD BR0S; MD BR11; MD BR19; MD BR1D; MD BR1L; MD BR1U; MD BR21; MD BR23; MD CR02; MD CR04; MD CR0E; MD CR0J; MD CR0P; MD CR0R; MD CR0S; MD CR11; MD CR1U; MD CR21; MD CR23; MD SR0J; MD SR0P; MD SR0S; MD SR1U; MD SR21; MD SR23	AW-5460	A:23/B:26/D:49/L:890
			CV Joint								*	- ABS; + ABS
1.2 16V Hi-Flex (BR1U, CR1U)	55/75	07/08->	Drive Shaft	R	F	SA				MD BR01; MD BR02; MD BR03; MD BR04; MD BR0E; MD BR0J; MD BR0P; MD BR0R; MD BR0S; MD BR11; MD BR19; MD BR1D; MD BR1L; MD BR1U; MD BR21; MD BR23; MD CR02; MD CR04; MD CR0E; MD CR0J; MD CR0P; MD CR0R; MD CR0S; MD CR11; MD CR1U; MD CR21; MD CR23; MD SR0J; MD SR0P; MD SR0S; MD SR1U; MD SR21; MD SR23	AW-5460	A:23/B:26/D:49/L:890
			CV Joint								*	- ABS; + ABS
1.2 16V (BR02, BR0J, BR11, CR02, CR0J, CR11)	55/75	06/05->	Drive Shaft	R	F	SA				MD BR01; MD BR02; MD BR03; MD BR04; MD BR0E; MD BR0J; MD BR0P; MD BR0R; MD BR0S; MD BR11; MD BR19; MD BR1D; MD BR1L; MD BR1U; MD BR21; MD BR23; MD CR02; MD CR04; MD CR0E; MD CR0J; MD CR0P; MD CR0R; MD CR0S; MD CR11; MD CR1U; MD CR21; MD CR23; MD SR0J; MD SR0P; MD SR0S; MD SR1U; MD SR21; MD SR23	AW-5460	A:23/B:26/D:49/L:890
			CV Joint			AT					*	GS-4000
1.2 16V (BR0P, CR0P)	74/101	05/07->	Drive Shaft	R	F	SA				MD BR01; MD BR02; MD BR03; MD BR04; MD BR0E; MD BR0J; MD BR0P; MD BR0R; MD BR0S; MD BR11; MD BR19; MD BR1D; MD BR1L; MD BR1U; MD BR21; MD BR23; MD CR02; MD CR04; MD CR0E; MD CR0J; MD CR0P; MD CR0R; MD CR0S; MD CR11; MD CR1U; MD CR21; MD CR23; MD SR0J; MD SR0P; MD SR0S; MD SR1U; MD SR21; MD SR23	AW-5460	A:23/B:26/D:49/L:890
			CV Joint								*	- ABS; + ABS
1.2 16V (BR0R, BR1D, BR1L, CR0R)	48/65	06/05->	Drive Shaft	R	F	SA				MD BR01; MD BR02; MD BR03; MD BR04; MD BR0E; MD BR0J; MD BR0P; MD BR0R; MD BR0S; MD BR11; MD BR19; MD BR1D; MD BR1L; MD BR1U; MD BR21; MD BR23; MD CR02; MD CR04; MD CR0E; MD CR0J; MD CR0P; MD CR0R; MD CR0S; MD CR11; MD CR1U; MD CR21; MD CR23; MD SR0J; MD SR0P; MD SR0S; MD SR1U; MD SR21; MD SR23	AW-5460	A:23/B:26/D:49/L:890
			Drive Shaft	R	F	SA					MD BR01; MD BR02; MD BR03; MD BR04; MD BR0E; MD BR0J; MD BR0P; MD BR0R; MD BR0S; MD BR11; MD BR19; MD BR1D; MD BR1L; MD BR1U; MD BR21; MD BR23; MD CR02; MD CR04; MD CR0E; MD CR0J; MD CR0P; MD CR0R; MD CR0S; MD CR11; MD CR1U; MD CR21; MD CR23; MD SR0J; MD SR0P; MD SR0S; MD SR1U; MD SR21; MD SR23	AW-5460
1.2 Ethanol	55/75	07/08->	Drive Shaft	R	F	SA				MD BR01; MD BR02; MD BR03; MD BR04; MD BR0E; MD BR0J; MD BR0P; MD BR0R; MD BR0S; MD BR11; MD BR19; MD BR1D; MD BR1L; MD BR1U; MD BR21; MD BR23; MD CR02; MD CR04; MD CR0E; MD CR0J; MD CR0P; MD CR0R; MD CR0S; MD CR11; MD CR1U; MD CR21; MD CR23; MD SR0J; MD SR0P; MD SR0S; MD SR1U; MD SR21; MD SR23	AW-5460	A:23/B:26/D:49/L:890
			CV Joint		F	MT					*	MD BR00; MD BR0A; MD BR1E; MD CR00; MD CR0A; MD CR1E; MD KR0A
1.4 16V	72/98	06/05->	Drive Shaft	L	F	MT				MD BR00; MD BR0A; MD BR1E; MD CR00; MD CR0A; MD CR1E	AW-4864	A:23/B:26/D:49/L:649
			Drive Shaft	R	F	MT					MD BR00; MD BR0A; MD BR1E; MD CR00; MD CR0A; MD CR1E; MD KR0A	AW-4865
1.5 dCi	48/65	05/05->	CV Joint							*	GS-4754	A:25/B:32/D:52,8/L:148
			Drive Shaft	L	F	5MT				MD BR0W; MD BR1B; MD BR1F; MD CR0W; MD CR1B; MD CR1F	AW-4864	A:23/B:26/D:49/L:649
1.5 dCi	47/64	06/05->	Drive Shaft	R	F	5MT				MD BR0W; MD BR1B; MD BR1F; MD CR0W; MD CR1B; MD CR1F	AW-4865	A:23/B:26/D:49/L:897
			CV Joint								*	GS-4754
1.5 dCi (BR0H, CR0H)	78/106	06/05->	Drive Shaft	L	F	5MT				MD BR0W; MD BR1B; MD BR1F; MD CR0W; MD CR1B; MD CR1F	AW-4864	A:23/B:26/D:49/L:649
			Drive Shaft	R	F	5MT					MD BR0W; MD BR1B; MD BR1F; MD CR0W; MD CR1B; MD CR1F	AW-4865
1.5 dCi (BR17, CR17)	63/86	06/05->	CV Joint							*	GS-4754	A:25/B:32/D:52,8/L:148
			CV Joint		F	MT					*	MD BR0V; MD BR0W; MD BR1A; MD BR1B; MD BR1F; MD CR0V; MD CR0W; MD CR1A; MD CR1T; MD SR0F
1.5 dCi (BR1C, CR1C)	76/103	06/05->	CV Joint							*	GS-4754	A:25/B:32/D:52,8/L:148
			Drive Shaft	L	F					MD BR0V; MD BR0W; MD BR1A; MD BR1B; MD BR1F; MD CR0V; MD CR0W; MD CR1A; MD CR1T; MD SR0F	AW-4864	A:23/B:26/D:49/L:649
			Drive Shaft	R	F					MD BR0V; MD BR0W; MD BR1A; MD BR1B; MD BR1F; MD CR0V; MD CR0W; MD CR1A; MD CR1T; MD SR0F	AW-4865	A:23/B:26/D:49/L:897

			Type	L/R	F/R	AT/MT			ABS			Technical Specification	
1.5 dCi (C/BR0G, C/BR1G)	50/68	06/05->	CV Joint						*	MD BR0G; MD BR1G; MD BR1T; MD CR0G; MD CR1T	GS-3926	A:23/B:30/D:49/L:145	
			Drive Shaft	L	F						MD BR0G; MD BR1G; MD BR1T; MD CR0G; MD CR1T; MD SR0G	AW-4864	A:23/B:26/D:49/L:649
			Drive Shaft	R	F						MD BR0G; MD BR1G; MD BR1T; MD CR0G; MD CR1T; MD SR0G	AW-4865	A:23/B:26/D:49/L:897
1.6 16V (BR05, BR0B, BR0Y, BR15, BR1J, BR1M, BR1Y, CR0B...)	82/112	06/05->	CV Joint						*	MD BR05	GS-3926	A:23/B:30/D:49/L:145	
			Drive Shaft	L	F						MD BR05	AW-4864	A:23/B:26/D:49/L:649
			Drive Shaft	R	F						MD BR05	AW-4865	A:23/B:26/D:49/L:897
1.6 16V (BR09, BR0T, CR09, CR0T)	65/88	06/05->	CV Joint						*	MD BR09; MD CR09; MD KR09	GS-3926	A:23/B:30/D:49/L:145	
			Drive Shaft	L	F						01/06->; MD BR09; MD CR09	AW-4864	A:23/B:26/D:49/L:649
			Drive Shaft	R	F						MD BR09; MD CR09; MD KR09	AW-4865	A:23/B:26/D:49/L:897
ESPACE I (J11_) 													
2.0 (J/S112)	74/101	01/88->12/90	Drive Shaft	L; R	F					- ABS; MD J112; MD S112	AW-4281	A:23/B:23/D:56,3/L:697	
2.0 (J/S112)	80/109	07/84->12/90	Drive Shaft	L; R	F					- ABS; 01/88->; MD J112; MD S112	AW-4281	A:23/B:23/D:56,3/L:697	
2.0 i Quadra (J116)	87/118	03/88->12/92	Drive Shaft	L; R	F					- ABS; MD J116	AW-4281	A:23/B:23/D:56,3/L:697	
2.1 TD (J/S115)	65/88	10/84->12/90	Drive Shaft	L; R	F					- ABS; 01/88->; MD J114; MD J115; MD S115	AW-4281	A:23/B:23/D:56,3/L:697	
2.2 (J117)	79/108	07/86->12/90	Drive Shaft	L; R	F					- ABS; 01/88->	AW-4281	A:23/B:23/D:56,3/L:697	
2.2 Quadra (J117)	79/108	01/88->12/90	Drive Shaft	L; R	F					- ABS	AW-4281	A:23/B:23/D:56,3/L:697	
ESPACE II (J/S63_) 													
2.0 (J636)	76/103	01/91->10/96	Drive Shaft	L; R	F	MT			48	+ ABS; MD J636	AW-4285	A:23/B:23/D:56/L:720	
			Drive Shaft	L; R	F	MT					- ABS; MD J636; trans.type NG3	AW-4286	A:23/B:23/D:56,3/L:713
2.1 TD (J633, J634, J/S635, J/S63D)	65/88	01/91->10/96	Drive Shaft	L; R	F	MT			48	+ ABS; MD J636	AW-4285	A:23/B:23/D:56/L:720	
			Drive Shaft	L; R	F	MT					- ABS; MD J633; MD J634; MD J635; MD J63D; MD S635; MD S63D; trans.type NG3	AW-4286	A:23/B:23/D:56,3/L:713
2.1 TD (J63E)	66/90	11/94->10/96	Drive Shaft	L; R	F	MT			48	+ ABS; MD J636	AW-4285	A:23/B:23/D:56/L:720	
			Drive Shaft	L; R	F	MT					- ABS; MD J63E	AW-4286	A:23/B:23/D:56,3/L:713
2.2 (J/S637, J63G)	79/108	01/91->10/96	Drive Shaft	L; R	F	MT			48	+ ABS; MD J636	AW-4285	A:23/B:23/D:56/L:720	
			Drive Shaft	L; R	F	MT					- ABS; MD J637; MD J63G; MD S637; trans.type NG3/NG7	AW-4286	A:23/B:23/D:56,3/L:713
2.2 4x4 (J/S637, J63G)	79/108	03/91->12/96	Drive Shaft	L; R	F	MT			48	+ ABS; MD J636	AW-4285	A:23/B:23/D:56/L:720	
			Drive Shaft	L; R	F	MT					- ABS; MD J637; MD J63G; trans.type NG3/NG5	AW-4286	A:23/B:23/D:56,3/L:713
ESPACE III (JE0_) 													
1.9 dTi (JE0M)	72/98	02/99->10/02	Drive Shaft	L	F				44	Tripod Roller Diameter [mm]: 29,95; MD JE0M	AW-4592	A:27/D:64/L:729	
2.0 (JE0A)	84/114	11/96->10/00	Drive Shaft	R	F	MT			44	MD JE0A	AW-4591	A:27/B:23/D:65/L:772	
			Drive Shaft	L	F	MT					Tripod Roller Diameter [mm]: 29,95; MD JE0A	AW-4592	A:27/D:64/L:729
2.0 16V (JE0N, JE0L, JE02)	103/140	10/98->10/02	Drive Shaft	R	F	MT			44	MD JE0L; MD JE0N	AW-4591	A:27/B:23/D:65/L:772	
			Drive Shaft	L	F	MT					Tripod Roller Diameter [mm]: 29,95; MD JE0L; MD JE0N	AW-4592	A:27/D:64/L:729
ESPACE IV (JK0/1_) 													
1.9 dCi (JK0U)	85/116	04/03->02/05	CV Joint		F	6MT			*	MD JK0U; MD JK1B	GS-3867	A:27/B:37/D:56,5/L:165	
1.9 dCi (JK0U, JK0G)	88/120	11/02->	CV Joint		F	6MT			*	MD JK0G; MD JK0U; MD JK1B	GS-3867	A:27/B:37/D:56,5/L:165	
2.0 (JK09)	100/136	11/02->	CV Joint		F	6MT			*	MD JK09; MD JK0K; MD JK0L	GS-3867	A:27/B:37/D:56,5/L:165	
2.0 (JK0A, JK1D, JK0N)	125/170	04/05->	CV Joint		F				*	MD JK1D	GS-3867	A:27/B:37/D:56,5/L:165	
2.0 Turbo (JK0A, JK0B, JK0N)	120/163	11/02->	CV Joint		F				*		GS-3867	A:27/B:37/D:56,5/L:165	
2.2 dCi (JK07)	102/139	02/06->	CV Joint		F	AT			*	MD JK07	GS-3867	A:27/B:37/D:56,5/L:165	
2.2 dCi (JK0H)	110/150	11/02->	CV Joint		F				*	MD JK0H	GS-3867	A:27/B:37/D:56,5/L:165	
3.0 dCi (JK0J, JK0V)	130/177	11/02->	CV Joint		F	AT			*	MD JK0J; MD JK0V	GS-3867	A:27/B:37/D:56,5/L:165	
3.5 V6 (JK00, JK0F, JK0P, JK0S, JK0W)	177/241	11/02->	CV Joint		F	AT			*	MD JK00; MD JK0F; MD JK0P; MD JK0S; MD JK0W	GS-3867	A:27/B:37/D:56,5/L:165	



KW/HP



Type

L/R

F/R

AT/MT



ABS










Technical Specification









GRAND SCÉNIC II [JM0/1_]










1.5 dCi [JM02, JM13]	74/101	04/04->	CV Joint					*		GS-3961	A:25/B:30/D:52,6/L:146
1.6	83/113	04/04->	CV Joint					MT	*	GS-3962	A:25/B:22/D:52,6/L:143
1.9 dCi	85/116	05/05->01/09	Drive Shaft	R	F	AT; MT			trans.type DP0; trans.type ND0	AW-4828	A:25/B:39/D:53/L:932
			CV Joint					*		GS-3927	A:25/B:33/D:53/L:149,5
1.9 dCi [JM0G, JM12, JM1G, JM2C]	88/120	04/04->	Drive Shaft	L	F	MT			MD JM0G; MD JM12; MD JM1D; MD JM1G	AW-4826	A:25/B:39/D:53/L:638
			Drive Shaft	R	F	AT; MT			->05/06; trans.type DP0; trans.type ND0	AW-4828	A:25/B:39/D:53/L:932
			CV Joint					*		GS-3927	A:25/B:33/D:53/L:149,5
1.9 dCi [JM14]	96/131	05/05->	Drive Shaft	L	F	MT			MD JM15; MD JM17	AW-4826	A:25/B:39/D:53/L:638
			Drive Shaft	R	F	AT; MT			->02/08; trans.type DP0; trans.type ND0	AW-4828	A:25/B:39/D:53/L:932
			CV Joint					*		GS-3927	A:25/B:33/D:53/L:149,5
1.9 dCi [JM15]	81/110	05/05->	Drive Shaft	L	F	MT			MD JM14	AW-4826	A:25/B:39/D:53/L:638
			Drive Shaft	R	F	AT; MT			->11/08; 06/06->; trans.type DP0; trans.type ND0	AW-4828	A:25/B:39/D:53/L:932
			CV Joint					*		GS-3927	A:25/B:33/D:53/L:149,5
2.0	99/135	04/04->	Drive Shaft	L	F	6MT			MD JM05; MD JM0U; MD JM1N; MD JM1U; MD JM2V	AW-4826	A:25/B:39/D:53/L:638
			Drive Shaft	R	F	AT; MT			->06/09; trans.type DP0; trans.type ND0	AW-4828	A:25/B:39/D:53/L:932
			CV Joint					*		GS-3927	A:25/B:33/D:53/L:149,5
2.0	120/163	04/04->	Drive Shaft	L	F	6MT			MD JM05; MD JM0U; MD JM1N; MD JM1U; MD JM2V	AW-4826	A:25/B:39/D:53/L:638
			Drive Shaft	R	F	AT; MT			->06/09; trans.type DP0; trans.type ND0	AW-4828	A:25/B:39/D:53/L:932









KANGOO [KC0/1_]








			CV Joint					*	26	+ ABS	GS-3699	A:21/B:30/D:52,2/L:144,5
			Drive Shaft	L	F					Tripod Roller Diameter [mm]: 29,95; ->10/02	AW-4297	A:21/D:49,8/L:623
1.2 [KC0A, KC0K, KC0F, KC01]	43/58	08/97->	Drive Shaft	L	F				44	Tripod Roller Diameter [mm]: 29,95; - bad roads; ->06/03; 11/02->; MD KC01/KC0F	AW-4602	A:21/D:57/L:629
			Drive Shaft	R	F				26		AW-4637	A:21/B:23/D:57/L:718
			Drive Shaft	R	F				26	->10/02	AW-4649	A:21/B:23/D:51,5/L:715
			Drive Shaft	L	F	MT			44	Tripod Roller Diameter [mm]: 29,95; + bad roads; 11/02->	AW-4786	A:23/D:57,5/L:630
			CV Joint					*	44	+ ABS	GS-3866	A:23/B:30/D:57,5/L:145
			Drive Shaft	L	F					Tripod Roller Diameter [mm]: 29,95; ->10/02	AW-4297	A:21/D:49,8/L:623
1.2 16V [KC05, KC06, KC03, KC0T, KC0W, KC1D]	55/75	06/01->	Drive Shaft	L	F	MT			44	Tripod Roller Diameter [mm]: 29,95; ->09/07; MD KC01D/KC1P	AW-4602	A:21/D:57/L:629
			Drive Shaft	R	F				26		AW-4637	A:21/B:23/D:57/L:718
			Drive Shaft	R	F				26	->10/02	AW-4649	A:21/B:23/D:51,5/L:715
			Drive Shaft	L	F	MT			44	Tripod Roller Diameter [mm]: 29,95; 11/02->; engine DAF712; MD KC1K	AW-4786	A:23/D:57,5/L:630
			CV Joint					*	26	+ ABS	GS-3699	A:21/B:30/D:52,2/L:144,5
			Drive Shaft	L	F					Tripod Roller Diameter [mm]: 29,95	AW-4297	A:21/D:49,8/L:623
			Drive Shaft	L	F				44	Tripod Roller Diameter [mm]: 29,95; - bad roads; ->06/08; 11/02->; engine K7J700	AW-4602	A:21/D:57/L:629
1.4 [KC0C, KC0H, KC0B, KC0M]	55/75	08/97->	Drive Shaft	R	F				26		AW-4637	A:21/B:23/D:57/L:718
			Drive Shaft	R	F						AW-4639	A:21/B:23/D:51,5/L:720
			Drive Shaft	R	F				26		AW-4640	A:21/B:23/D:57/L:727
			Drive Shaft	L	F	MT			26	Tripod Roller Diameter [mm]: 29,95; + ABS; ->10/02; MD KC0H	AW-4648	A:21/D:57/L:625,7
			Drive Shaft	L	F				44	Tripod Roller Diameter [mm]: 29,95; + bad roads; 11/02->; engine K7J700	AW-4786	A:23/D:57,5/L:630
			CV Joint					*	44	+ ABS	GS-3866	A:23/B:30/D:57,5/L:145
1.5 dCi	45/61	04/05->06/10	Drive Shaft	L	F				44	Tripod Roller Diameter [mm]: 29,95	AW-4602	A:21/D:57/L:629
			CV Joint					*	44	+ ABS	GS-3866	A:23/B:30/D:57,5/L:145
1.5 dCi	50/68	06/05->	Drive Shaft	L	F	MT			44	Tripod Roller Diameter [mm]: 29,95; MD KC1R	AW-4786	A:23/D:57,5/L:630
			Drive Shaft	R	F	MT					AW-5364	A:27/B:26/D:56,7/L:920
1.5 dCi	62/84	06/05->	Drive Shaft	L	F	MT			44	Tripod Roller Diameter [mm]: 29,95; MD KC1R	AW-4786	A:23/D:57,5/L:630








	kw/HP		Type	L/R	F/R	AT/MT			ABS			Technical Specification
1.5 dCi	42/57	07/03->	CV Joint				*		44	+ ABS	GS-3866	A:23/B:30/D:57,5/L:145
			Drive Shaft	L	F				44	Tripod Roller Diameter [mm]: 29,95; - bad roads; --04/07	AW-4602	A:21/D:57/L:629
			Drive Shaft	L	F	MT			44	Tripod Roller Diameter [mm]: 29,95; + bad roads; MD KC1R	AW-4786	A:23/D:57,5/L:630
1.5 dCi (KC07)	48/65	12/01->	CV Joint				*		44	+ ABS	GS-3866	A:23/B:30/D:57,5/L:145
			Drive Shaft	L	F					Tripod Roller Diameter [mm]: 29,95; --10/02	AW-4297	A:21/D:49,8/L:623
			Drive Shaft	L	F				44	Tripod Roller Diameter [mm]: 29,95; - bad roads; --04/06; 11/02->	AW-4602	A:21/D:57/L:629
			Drive Shaft	L	F				26	Tripod Roller Diameter [mm]: 29,95; --10/02; MD KC07	AW-4648	A:21/D:57/L:625,7
			Drive Shaft	R	F				26	--10/02	AW-4649	A:21/B:23/D:51,5/L:715
1.5 dCi (KC08, KC09)	60/82	07/02->	Drive Shaft	L	F				44	Tripod Roller Diameter [mm]: 29,95; + bad roads; 11/02->	AW-4786	A:23/D:57,5/L:630
			CV Joint				*		44	+ ABS	GS-3866	A:23/B:30/D:57,5/L:145
			Drive Shaft	L	F				44	Tripod Roller Diameter [mm]: 29,95; - bad roads; --04/06; --09/07; engine K9K702; engine K9K710	AW-4602	A:21/D:57/L:629
1.6 16V	70/95	06/01->	Drive Shaft	R	F	MT			44	--09/07; trans.type JB1/3	AW-4785	A:23/B:23/D:57,5/L:724
			Drive Shaft	L	F	MT			44	Tripod Roller Diameter [mm]: 29,95; + bad roads; --04/06; engine K9K702; MD KC08	AW-4786	A:23/D:57,5/L:630
			Drive Shaft	L	F					Tripod Roller Diameter [mm]: 29,95; --10/02	AW-4297	A:21/D:49,8/L:623
			Drive Shaft	L	F				44	Tripod Roller Diameter [mm]: 29,95; --04/06; 11/02->	AW-4602	A:21/D:57/L:629
			Drive Shaft	R	F				26		AW-4637	A:21/B:23/D:57/L:718
1.6 16V 4x4 (KC0P, KC0S, KC0L)	70/95	10/01->	Drive Shaft	L	F	5MT			26	Tripod Roller Diameter [mm]: 29,95; --10/02; engine K4M750; engine K4M752; MPV; trans.type 55	AW-4648	A:21/D:57/L:625,7
			Drive Shaft	R	F				26	--10/02	AW-4649	A:21/B:23/D:51,5/L:715
			CV Joint	R	F		*		44		GS-3817	A:23/B:23/D:58,8/L:146
1.9 dCi 4x4 (KC0V)	59/80	10/01->	CV Joint	R	F		*		44		GS-3817	A:23/B:23/D:58,8/L:146
1.9 dTi (KC0U)	59/80	02/00->	Drive Shaft	L	F					Tripod Roller Diameter [mm]: 29,95; --10/02	AW-4297	A:21/D:49,8/L:623
			Drive Shaft	L	F				44	Tripod Roller Diameter [mm]: 29,95; - bad roads; --06/03; 11/02->; engine F9Q782	AW-4602	A:21/D:57/L:629
			Drive Shaft	R	F				26	--10/02	AW-4649	A:21/B:23/D:51,5/L:715
			Drive Shaft	L	F				44	Tripod Roller Diameter [mm]: 29,95; + bad roads; 11/02->	AW-4786	A:23/D:57,5/L:630
D 55 1.9 (KC0D)	40/54	08/97->	CV Joint				*		26	+ ABS; --12/99	GS-3699	A:21/B:30/D:52,2/L:144,5
			Drive Shaft	L	F					Tripod Roller Diameter [mm]: 29,95	AW-4297	A:21/D:49,8/L:623
			Drive Shaft	R	F				26		AW-4637	A:21/B:23/D:57/L:718
			Drive Shaft	R	F				26		AW-4639	A:21/B:23/D:51,5/L:720
			Drive Shaft	R	F				26		AW-4640	A:21/B:23/D:57/L:727
			Drive Shaft	L	F	MT			26	Tripod Roller Diameter [mm]: 29,95; + ABS; MD KC0D	AW-4648	A:21/D:57/L:625,7
			Drive Shaft	L	F				44	Tripod Roller Diameter [mm]: 29,95; + bad roads; 11/02->	AW-4786	A:23/D:57,5/L:630
D 65 1.9 (KC0E, KC02, KC0J, KC0N)	47/64	08/97->	Drive Shaft	L	F					Tripod Roller Diameter [mm]: 29,95	AW-4297	A:21/D:49,8/L:623
			Drive Shaft	R	F				26		AW-4637	A:21/B:23/D:57/L:718
			Drive Shaft	R	F				26		AW-4639	A:21/B:23/D:51,5/L:720
			Drive Shaft	R	F				26		AW-4640	A:21/B:23/D:57/L:727
			Drive Shaft	L	F				26	Tripod Roller Diameter [mm]: 29,95; --10/02; MD KC0E; MD KC0J; MD KC0N	AW-4648	A:21/D:57/L:625,7
			Drive Shaft	L	F				44	Tripod Roller Diameter [mm]: 29,95; 10/02->; engine KCOJ; engine KCON	AW-4786	A:23/D:57,5/L:630
KANGOO / GRAND KANGOO (KW0/1_) 												
1.5 dCi (KW0A)	50/68	02/08->	CV Joint				*		44		GS-3866	A:23/B:30/D:57,5/L:145
			Drive Shaft	L	F	MT				06/08->	AW-5363	A:27/B:26/D:56,7/L:675
			Drive Shaft	R	F	MT					AW-5364	A:27/B:26/D:56,7/L:920
1.5 dCi (KW0B)	63/86	02/08->	Drive Shaft	L	F						AW-5363	A:27/B:26/D:56,7/L:675
			Drive Shaft	R	F	MT					AW-5364	A:27/B:26/D:56,7/L:920
1.6 (KW00, KW0Y)	64/87	02/08->	Drive Shaft	L	F	MT				MD KW00	AW-5363	A:27/B:26/D:56,7/L:675
			Drive Shaft	R	F	MT					AW-5364	A:27/B:26/D:56,7/L:920

	kw/HP		Type	L/R	F/R	AT/MT			ABS			Technical Specification		
1.6 16V Hi-Flex	78/106	02/08->	Drive Shaft	L	F	MT					AW-5363	A:27/B:26/D:56,7/L:675		
			Drive Shaft	R	F	MT					AW-5364	A:27/B:26/D:56,7/L:920		
1.6 16V (KW0D)	78/106	02/08->	Drive Shaft	L	F	MT					AW-5363	A:27/B:26/D:56,7/L:675		
			Drive Shaft	R	F	MT					AW-5364	A:27/B:26/D:56,7/L:920		
KANGOO BE BOP (KW0/1_) 														
1.5 dCi (KW0G)	66/90	06/09->	Drive Shaft	L	F	MT				->12/12	AW-5363	A:27/B:26/D:56,7/L:675		
			Drive Shaft	R	F	MT					AW-5364	A:27/B:26/D:56,7/L:920		
1.5 dCi 75	55/75	09/10->	Drive Shaft	L	F	MT				->12/12	AW-5363	A:27/B:26/D:56,7/L:675		
			Drive Shaft	R	F	MT					AW-5364	A:27/B:26/D:56,7/L:920		
1.6 (KW0D)	78/106	02/09->	Drive Shaft	L	F	MT				->12/12	AW-5363	A:27/B:26/D:56,7/L:675		
			Drive Shaft	R	F	MT					AW-5364	A:27/B:26/D:56,7/L:920		
KANGOO Express (FC0/1_) 														
1.2 (FC01, FC0A, FC0F)	43/58	08/97->	CV Joint					*	26	+ ABS	GS-3699	A:21/B:30/D:52,2/L:144,5		
			Drive Shaft	L	F						Tripod Roller Diameter [mm]: 29,95; ->10/02	AW-4297	A:21/D:49,8/L:623	
			Drive Shaft	L	F	MT				44	Tripod Roller Diameter [mm]: 29,95; ->06/03; 11/02->; MD FC1A; MD Kangoo Express	AW-4602	A:21/D:57/L:629	
			Drive Shaft	R	F					26		AW-4637	A:21/B:23/D:57/L:718	
			Drive Shaft	R	F					26	->10/02	AW-4649	A:21/B:23/D:51,5/L:715	
			Drive Shaft	R	F							- ABS; MD FC01	AW-4650	A:21/B:23/D:49,8/L:712
1.2 (FC1A)	44/60	07/98->07/01	CV Joint					*	26	+ ABS	GS-3699	A:21/B:30/D:52,2/L:144,5		
			Drive Shaft	L	F						Tripod Roller Diameter [mm]: 29,95	AW-4297	A:21/D:49,8/L:623	
			Drive Shaft	R	F					26		AW-4649	A:21/B:23/D:51,5/L:715	
1.2 16V (FC05)	55/75	10/01->	Drive Shaft	L	F						Tripod Roller Diameter [mm]: 29,95; ->10/02	AW-4297	A:21/D:49,8/L:623	
			Drive Shaft	L	F	MT			44	Tripod Roller Diameter [mm]: 29,95; ->06/08; 11/02->; MD FC1A; MD Kangoo Express; MD Kangoo Rapid	AW-4602	A:21/D:57/L:629		
			Drive Shaft	R	F					26		AW-4637	A:21/B:23/D:57/L:718	
			Drive Shaft	R	F					26	->10/02	AW-4649	A:21/B:23/D:51,5/L:715	
			Drive Shaft	L	F					44	Tripod Roller Diameter [mm]: 29,95; 11/02->	AW-4786	A:23/D:57,5/L:630	
1.4 (FC0C, FC0B, FC0H, FC0M)	55/75	08/97->	CV Joint					*	26	+ ABS	GS-3699	A:21/B:30/D:52,2/L:144,5		
			Drive Shaft	L	F				44	Tripod Roller Diameter [mm]: 29,95; - bad roads; ->06/08; 11/02->; engine K7J700; MD Kangoo Express	AW-4602	A:21/D:57/L:629		
			Drive Shaft	R	F					26		AW-4637	A:21/B:23/D:57/L:718	
			Drive Shaft	L	F					44	Tripod Roller Diameter [mm]: 29,95; + bad roads; 11/02->; engine KCJ700	AW-4786	A:23/D:57,5/L:630	
1.5 dCi	45/61	10/05->	Drive Shaft	L	F	MT					Tripod Roller Diameter [mm]: 29,95; ->06/08; MD FOR NORMAL ROADS; MD Kangoo Express; MD Kangoo Rapid	AW-4602	A:21/D:57/L:629	
			CV Joint						*	44	+ ABS	GS-3866	A:23/B:30/D:57,5/L:145	
1.5 dCi (FC07, FC1R)	48/65	12/01->	Drive Shaft	L	F							Tripod Roller Diameter [mm]: 29,95; ->10/02	AW-4297	A:21/D:49,8/L:623
			Drive Shaft	L	F				44	Tripod Roller Diameter [mm]: 29,95; - bad roads; ->04/06; ->06/08; 11/02->; MD Kangoo Express; MD Kangoo Rapid	AW-4602	A:21/D:57/L:629		
			Drive Shaft	L	F					26	Tripod Roller Diameter [mm]: 29,95; ->10/02	AW-4648	A:21/D:57/L:625,7	
			Drive Shaft	R	F					26	->10/02	AW-4649	A:21/B:23/D:51,5/L:715	
			Drive Shaft	L	F					44	Tripod Roller Diameter [mm]: 29,95; 11/02->	AW-4786	A:23/D:57,5/L:630	
1.5 dCi (FC08, FC09)	60/82	04/03->	Drive Shaft	L	F	MT						Tripod Roller Diameter [mm]: 29,95; ->06/08; ->12/06; MD FC1A; MD Kangoo Express; MD Kangoo Rapid	AW-4602	A:21/D:57/L:629
			Drive Shaft	R	F	MT				44	->12/06; trans.type JB1/3	AW-4785	A:23/B:23/D:57,5/L:724	
			Drive Shaft	L	F	MT				44	Tripod Roller Diameter [mm]: 29,95; + bad roads; MD FC08; MD FC09	AW-4786	A:23/D:57,5/L:630	
1.5 dCi (FC1E)	50/68	06/05->	CV Joint					*	44		GS-3866	A:23/B:30/D:57,5/L:145		
1.5 dCi (FC1R)	42/57	12/02->	Drive Shaft	L	F	MT						Tripod Roller Diameter [mm]: 29,95; ->06/08; ->12/06; MD FOR NORMAL ROADS; MD Kangoo Express; MD Kangoo Rapid	AW-4602	A:21/D:57/L:629
			Drive Shaft	L	F	MT				44	Tripod Roller Diameter [mm]: 29,95; MD FC1R; MD FC1S	AW-4786	A:23/D:57,5/L:630	

	kw/HP		Type	L/R	F/R	AT/MT			ABS			Technical Specification		
1.6 16V	70/95	10/01->	Drive Shaft	L	F							AW-4297	A:21/D:49,8/L:623	
			Drive Shaft	L	F			44				AW-4602	A:21/D:57/L:629	
			Drive Shaft	R	F			26				AW-4637	A:21/B:23/D:57/L:718	
			Drive Shaft	R	F			26			-->10/02	AW-4649	A:21/B:23/D:51,5/L:715	
			Drive Shaft	L	F		MT	44				AW-4786	A:23/D:57,5/L:630	
1.9 D (FC0J)	48/65	09/99->06/03	Drive Shaft	L	F							AW-4297	A:21/D:49,8/L:623	
			Drive Shaft	L	F			44				AW-4602	A:21/D:57/L:629	
			Drive Shaft	R	F							AW-4639	A:21/B:23/D:51,5/L:720	
			Drive Shaft	R	F			26				AW-4640	A:21/B:23/D:57/L:727	
1.9 dCi (FC0V)	62/84	07/03->	Drive Shaft	L	F					44		AW-4602	A:21/D:57/L:629	
			Drive Shaft	L	F		MT	44				AW-4786	A:23/D:57,5/L:630	
1.9 dCi 4x4 (FC0V)	59/80	10/01->	CV Joint	R	F			*		44		GS-3817	A:23/B:23/D:58,8/L:146	
1.9 dTi (FC0U)	59/80	02/00->	Drive Shaft	L	F								AW-4297	A:21/D:49,8/L:623
			Drive Shaft	L	F			44					AW-4602	A:21/D:57/L:629
			Drive Shaft	R	F			26			-->10/02	AW-4649	A:21/B:23/D:51,5/L:715	
			Drive Shaft	L	F			44				AW-4786	A:23/D:57,5/L:630	
D 55 1.9 (FC0D)	40/54	08/97->	CV Joint					*		26	+ ABS	GS-3699	A:21/B:30/D:52,2/L:144,5	
			Drive Shaft	R	F					26		AW-4637	A:21/B:23/D:57/L:718	
			Drive Shaft	L	F			26				AW-4648	A:21/D:57/L:625,7	
			CV Joint					*			26	+ ABS	GS-3699	A:21/B:30/D:52,2/L:144,5
D 65 1.9 (FC0E, FC02, FC0J, FC0N)	47/64	08/97->	Drive Shaft	R	F					26		AW-4637	A:21/B:23/D:57/L:718	
			Drive Shaft	L	F		MT	26				AW-4648	A:21/D:57/L:625,7	
			Drive Shaft	L	F		MT	44				AW-4786	A:23/D:57,5/L:630	
KANGOO Express (FW0/1_) 														
1.5 dCi	50/68	02/08->	Drive Shaft	L	F							AW-5363	A:27/B:26/D:56,7/L:675	
			Drive Shaft	R	F							AW-5364	A:27/B:26/D:56,7/L:920	
1.5 dCi 75	55/75	09/10->	Drive Shaft	L	F							AW-5363	A:27/B:26/D:56,7/L:675	
			Drive Shaft	L	F						09/08->	MD Kangoo Express; MD Kangoo Rapid	AW-5363	A:27/B:26/D:56,7/L:675
1.5 dCi 85 (FW0A, FW0B)	63/86	02/08->	Drive Shaft	L	F							AW-5363	A:27/B:26/D:56,7/L:675	
			Drive Shaft	R	F		MT					AW-5364	A:27/B:26/D:56,7/L:920	
1.5 dCi 90 (FW0G)	66/90	06/09->	Drive Shaft	L	F							AW-5363	A:27/B:26/D:56,7/L:675	
			Drive Shaft	R	F		MT					AW-5364	A:27/B:26/D:56,7/L:920	
1.6	64/87	02/08->	Drive Shaft	L	F							AW-5363	A:27/B:26/D:56,7/L:675	
			Drive Shaft	R	F		MT					AW-5364	A:27/B:26/D:56,7/L:920	
1.6 16V	78/106	02/08->	Drive Shaft	L	F							AW-5363	A:27/B:26/D:56,7/L:675	
			Drive Shaft	R	F		MT					AW-5364	A:27/B:26/D:56,7/L:920	
1.6 16V LPG	72/98	02/08->	Drive Shaft	L	F							AW-5363	A:27/B:26/D:56,7/L:675	
			Drive Shaft	R	F		MT				03/13->	MD Kangoo Express	AW-5364	A:27/B:26/D:56,7/L:920
KOLEOS (HY_) 														
2.5 (HY0C, HY0N)	126/171	09/08->	CV Joint					*				GS-4047	A:29/B:35/D:56,1/L:161	
2.5 4x4 (HY0C, HY0N)	126/171	09/08->	CV Joint					*				GS-4047	A:29/B:35/D:56,1/L:161	
LAGUNA I (B56_, 556_) 														
1.8	70/95	06/95->06/98	CV Joint					*		- ABS; -->ch.950213		GS-3385	A:23/B:25/D:56,2/L:141,5	

	kw/HP		Type	L/R	F/R	AT/MT			ABS			Technical Specification	
1.8 (B56A/B)	66/90	11/93->03/01	CV Joint		F				*	44		GS-3384 A:23/B:25/D:56,3/L:145,5	
			CV Joint						*		- ABS; --12/95	GS-3385 A:23/B:25/D:56,2/L:141,5	
			Drive Shaft	R	F	MT					MD B56A; MD B56B; num. of teeth 21	AW-4435 A:21/B:23/D:50/L:751	
			Drive Shaft	L	F	MT					Tripod Roller Diameter [mm]; 29,95; --01/97; MD B56A; MD B56B; num. of teeth 23	AW-4438 A:23/D:56,3/L:700	
			Drive Shaft	R	F	MT					44 --01/97; MD B56A; MD B56B; num. of teeth 23	AW-4439 A:23/B:23/D:56,2/L:748	
1.8 (B56S/T/0)	66/90	08/95->03/01	CV Joint						*			GS-3385 A:23/B:25/D:56,2/L:141,5	
			Drive Shaft	R	F	MT					MD B560; MD B56S; MD B56T; num. of teeth 21	AW-4435 A:21/B:23/D:50/L:751	
			Drive Shaft	L	F	MT					Tripod Roller Diameter [mm]; 29,95; --01/97; MD B560; MD B56S; MD B56T; num. of teeth 23	AW-4438 A:23/D:56,3/L:700	
1.8 (B56Z)	69/94	08/95->03/01	CV Joint						*			GS-3385 A:23/B:25/D:56,2/L:141,5	
			Drive Shaft	R	F	MT					MD B56J	AW-4643 A:23/B:23/D:56/L:747	
			Drive Shaft	L	F	MT					Tripod Roller Diameter [mm]; 29,95; MD B56J	AW-4644 A:23/D:56,3/L:706	
2.0	80/109	03/99->03/01	CV Joint					*			GS-3385 A:23/B:25/D:56,2/L:141,5		
2.0	103/140	06/95->02/01	CV Joint					*			GS-3385 A:23/B:25/D:56,2/L:141,5		
2.0	84/114	06/95->02/01	CV Joint					*			GS-3385 A:23/B:25/D:56,2/L:141,5		
2.0 (B56C/H/N)	83/113	11/93->03/01	CV Joint						*			GS-3385 A:23/B:25/D:56,2/L:141,5	
			Drive Shaft	R	F	MT					MD B56C; MD B56H; MD B56L; MD B56N; num. of teeth 21	AW-4435 A:21/B:23/D:50/L:751	
			Drive Shaft	L	F	MT					Tripod Roller Diameter [mm]; 29,95; --01/97; MD B56C; MD B56H; MD B56L; MD B56N; num. of teeth 23	AW-4438 A:23/D:56,3/L:700	
			Drive Shaft	R	F	MT					44 --01/97; MD B56C; MD B56H; MD B56L; MD B56N; num. of teeth 23	AW-4439 A:23/B:23/D:56,2/L:748	
			CV Joint		F	MT				*	44	--01/97; MD B56D; MD B56M	GS-3384 A:23/B:25/D:56,3/L:145,5
2.0 16V (B56D/M)	102/139	06/95->03/01	CV Joint						*			GS-3385 A:23/B:25/D:56,2/L:141,5	
			CV Joint						*				GS-3384 A:23/B:25/D:56,3/L:145,5
2.2 D (B56F/2)	61/83	11/93->03/01	CV Joint		F	MT			*	44	+ ABS; --01/97; MD B562; MD B566; MD B56F; MD B56P	GS-3384 A:23/B:25/D:56,3/L:145,5	
			CV Joint							*			GS-3385 A:23/B:25/D:56,2/L:141,5
2.2 dT (B569)	83/113	03/96->03/01	CV Joint						*			GS-3385 A:23/B:25/D:56,2/L:141,5	
3.0 (B56E/R, B56S)	123/167	11/93->03/01	CV Joint	R	F				*	44	--01/97; MD B565; MD B56E; MD B56R	GS-3384 A:23/B:25/D:56,3/L:145,5	
LAGUNA I Grandtour (K56_) 													
1.8 (K56S/T/0)	66/90	09/95->03/01	Drive Shaft	L	F	MT						Tripod Roller Diameter [mm]; 29,95; --01/97; MD K560; MD K56S; MD K56T	AW-4438 A:23/D:56,3/L:700
			Drive Shaft	R	F	MT					44	--01/97; MD K560; MD K56S; MD K56T	AW-4439 A:23/B:23/D:56,2/L:748
1.8 (K56Z)	69/94	09/95->03/01	Drive Shaft	L	F	MT						Tripod Roller Diameter [mm]; 29,95; --01/97; MD K56Z	AW-4438 A:23/D:56,3/L:700
			Drive Shaft	R	F	MT					44	--01/97; MD K56Z	AW-4439 A:23/B:23/D:56,2/L:748
1.9 dTi (K56J)	72/98	10/97->03/01	Drive Shaft	R	F	MT						MD K56J	AW-4643 A:23/B:23/D:56/L:747
			Drive Shaft	L	F	MT							Tripod Roller Diameter [mm]; 29,95; MD K56J
2.0 (K56C/H)	83/113	09/95->03/01	Drive Shaft	L	F	MT						Tripod Roller Diameter [mm]; 29,95; --01/97; MD K56C; MD K56H; MD K56L; MD K56N	AW-4438 A:23/D:56,3/L:700
			Drive Shaft	R	F	MT					44	--01/97; MD K56C; MD K56H; MD K56L; MD K56N	AW-4439 A:23/B:23/D:56,2/L:748
2.0 16V (K56D/M)	102/139	09/95->03/01	CV Joint		F	MT			*	44	--01/97; MD K56D; MD K56M	GS-3384 A:23/B:25/D:56,3/L:145,5	
			CV Joint							*			GS-3385 A:23/B:25/D:56,2/L:141,5
2.2 D (K56F/2, S56F)	61/83	09/95->03/01	CV Joint		F	MT			*	44	+ ABS; --01/97; MD K562; MD K566; MD K56F; MD S566; MD S56F	GS-3384 A:23/B:25/D:56,3/L:145,5	
			CV Joint							*			GS-3385 A:23/B:25/D:56,2/L:141,5
2.2 dT (K569)	83/113	03/96->03/01	CV Joint						*			GS-3385 A:23/B:25/D:56,2/L:141,5	
LAGUNA II (BG0/1_) 													
1.6 16V (BG0A, BG0L)	79/107	03/01->	Drive Shaft	R	F	AT						MD BG0A; MD BG0U	AW-4743 A:27/B:23/D:56,5/L:824
			Drive Shaft	L	F	SMT							Tripod Roller Diameter [mm]; 29,95; --05/05; trans.type JH3
1.8 16V (BG04, BG0B, BG0C, BG0V)	86/117	03/01->	Drive Shaft	L	F	MT						Tripod Roller Diameter [mm]; 29,95; --05/05	AW-4744 A:27/D:56,5/L:719

	kw/HP		Type	L/R	F/R	AT/MT			ABS			Technical Specification
1.8 16V (BG06, BG0J, BG0M)	85/116	03/01->	CV Joint		F	MT	*		MD BG04; MD BG0J		GS-3844	A:27/B:32/D:56,5/L:154,5
			Drive Shaft	L	F	MT			Tripod Roller Diameter [mm]: 29,95; --05/05	AW-4744	A:27/D:56,5/L:719	
			Drive Shaft	L	F	MT			Tripod Roller Diameter [mm]: 29,95; MD BG04; MD BG0J	AW-4745	A:27/D:56,5/L:723	
1.8 16V (BG0B, BG0C, BG0J, BG0M, BG0V)	89/121	03/01->	Drive Shaft	R	F	MT			MD BG04; MD BG0J	AW-4746	A:27/B:23/D:56,5/L:802	
			CV Joint		F	MT	*		MD BG0C; MD BG0V	GS-3844	A:27/B:32/D:56,5/L:154,5	
			Drive Shaft	L	F	MT			Tripod Roller Diameter [mm]: 29,95; --05/05	AW-4744	A:27/D:56,5/L:719	
1.8 16V (BG0B, BG0M)	88/120	03/01->	Drive Shaft	L	F	MT			Tripod Roller Diameter [mm]: 29,95; MD BG0C; MD BG0V	AW-4745	A:27/D:56,5/L:723	
			Drive Shaft	R	F	MT			MD BG0C; MD BG0V	AW-4746	A:27/B:23/D:56,5/L:802	
			CV Joint		F		*		MD BG0B; MD BG0M	GS-3844	A:27/B:32/D:56,5/L:154,5	
1.9 dCi	79/107	03/01->	Drive Shaft	L	F	MT			Tripod Roller Diameter [mm]: 29,95; MD BG0B; MD BG0M	AW-4745	A:27/D:56,5/L:723	
			Drive Shaft	R	F	MT			MD BG0B; MD BG0M	AW-4746	A:27/B:23/D:56,5/L:802	
			CV Joint				*			GS-3845	A:27/B:35/D:56,5/L:162,5	
1.9 dCi (BG05)	68/92	03/04->	CV Joint				*			GS-3845	A:27/B:35/D:56,5/L:162,5	
			Drive Shaft	L	F	6MT			Tripod Roller Diameter [mm]: 37,1; MD BG05; MD BG10	AW-4747	A:27/D:56,5/L:632	
			Drive Shaft	R	F	6MT			MD BG05; MD BG10	AW-4748	A:27/B:39/D:56,5/L:967	
1.9 dCi (BG08, BG0G)	88/120	03/01->	CV Joint				*			GS-3845	A:27/B:35/D:56,5/L:162,5	
			Drive Shaft	L	F	MT			Tripod Roller Diameter [mm]: 37,1; MD BG0G	AW-4747	A:27/D:56,5/L:632	
			Drive Shaft	R	F	MT			MD BG0G	AW-4748	A:27/B:39/D:56,5/L:967	
1.9 dCi (BG0E)	77/105	06/01->	CV Joint		F	MT	*		MD BG0E	GS-3844	A:27/B:32/D:56,5/L:154,5	
			Drive Shaft	L	F				Tripod Roller Diameter [mm]: 29,95; --05/05	AW-4744	A:27/D:56,5/L:719	
			Drive Shaft	L	F	MT			Tripod Roller Diameter [mm]: 29,95; MD BG0E	AW-4745	A:27/D:56,5/L:723	
1.9 dCi (BG0R)	74/100	10/01->	Drive Shaft	R	F	MT			MD BG0E	AW-4746	A:27/B:23/D:56,5/L:802	
			Drive Shaft	L	F	MT			Tripod Roller Diameter [mm]: 37,1; MD BG08	AW-4747	A:27/D:56,5/L:632	
			Drive Shaft	R	F	MT			MD BG08	AW-4748	A:27/B:39/D:56,5/L:967	
1.9 dCi (BG1A, BG1V)	96/130	05/05->	Drive Shaft	L	F	6MT			Tripod Roller Diameter [mm]: 37,1; MD BG0R	AW-4747	A:27/D:56,5/L:632	
			Drive Shaft	R	F	6MT			MD BG0R	AW-4748	A:27/B:39/D:56,5/L:967	
			CV Joint				*			GS-3845	A:27/B:35/D:56,5/L:162,5	
2.0 16V	125/170	01/05->	Drive Shaft	L	F	6MT			Tripod Roller Diameter [mm]: 37,1; MD BG1A; MD BG1V	AW-4747	A:27/D:56,5/L:632	
2.0 16V	150/204	01/05->	CV Joint	R	F	MT	*		MD BG0D	GS-3867	A:27/B:37/D:56,5/L:165	
2.0 16V (BG00, BG0K, BG0P, BG0W)	99/135	08/02->	CV Joint		F	MT	*		--05/04; MD BG00; MD BG0K; MD BG0W	GS-3844	A:27/B:32/D:56,5/L:154,5	
			Drive Shaft	L	F	5MT			Tripod Roller Diameter [mm]: 29,95; --05/04; MD BG00; MD BG0K; MD BG0W	AW-4745	A:27/D:56,5/L:723	
			Drive Shaft	R	F	5MT; MT			--05/04; MD BG00; MD BG0K; MD BG0W	AW-4746	A:27/B:23/D:56,5/L:802	
2.0 16V IDE (BG0N)	103/140	04/01->	CV Joint	R	F	AT; MT	*		--02/02; MD BG0N	GS-3844	A:27/B:32/D:56,5/L:154,5	
			Drive Shaft	L	F				Tripod Roller Diameter [mm]: 29,95; --09/07; engine F5R700	AW-4744	A:27/D:56,5/L:719	
			Drive Shaft	L	F	MT			Tripod Roller Diameter [mm]: 29,95; MD BG0N	AW-4745	A:27/D:56,5/L:723	
2.2 dCi	102/140	05/05->	Drive Shaft	R	F	MT			MD BG0N	AW-4746	A:27/B:23/D:56,5/L:802	
2.2 dCi (BG0F)	110/150	10/01->	CV Joint		F	MT	*		MD BG09	GS-3867	A:27/B:37/D:56,5/L:165	
3.0 V6 24V (BG01, BG02, BG0D, BG0Y)	152/207	03/01->	CV Joint		F	AT	*		MD BG0F	GS-3867	A:27/B:37/D:56,5/L:165	
LAGUNA II Grandtour (KG0/1_) 												
1.6 16V (KG0A, KG0L)	79/107	03/01->	Drive Shaft	R	F	AT			MD KG0A; MD KG0U	AW-4743	A:27/B:23/D:56,5/L:824	
			Drive Shaft	L	F	5MT			Tripod Roller Diameter [mm]: 29,95; --05/05; trans.type JH3	AW-4744	A:27/D:56,5/L:719	

			Type	L/R	F/R	AT/MT			ABS			Technical Specification	
1.8 16V	89/121	03/01->	CV Joint			F	MT	*		MD KG0C; MD KG0V	GS-3844	A:27/B:32/D:56,5/L:154,5	
			Drive Shaft	L	F						Tripod Roller Diameter [mm]: 29,95; ->05/05	AW-4744	A:27/D:56,5/L:719
			Drive Shaft	L	F	MT					Tripod Roller Diameter [mm]: 29,95; MD KG0C; MD KG0V	AW-4745	A:27/D:56,5/L:723
			Drive Shaft	R	F	MT					MD KG0C; MD KG0V	AW-4746	A:27/B:23/D:56,5/L:802
1.8 16V	86/117	03/01->	Drive Shaft	L	F	MT				Tripod Roller Diameter [mm]: 29,95; ->05/05	AW-4744	A:27/D:56,5/L:719	
			CV Joint	R	F	AT; MT	*			--02/02; MD KG0B; MD KG0M	GS-3844	A:27/B:32/D:56,5/L:154,5	
			Drive Shaft	L	F	MT					Tripod Roller Diameter [mm]: 29,95; ->05/05	AW-4744	A:27/D:56,5/L:719
			Drive Shaft	L	F	MT					Tripod Roller Diameter [mm]: 29,95; MD KG0B; MD KG0M	AW-4745	A:27/D:56,5/L:723
1.8 16V (KG0B, KG0M)	88/120	03/01->	Drive Shaft	R	F	MT				MD KG0B; MD KG0M	AW-4746	A:27/B:23/D:56,5/L:802	
			CV Joint	R	F	AT; MT	*			--02/02; MD KG04; MD KG06; MD KG0J	GS-3844	A:27/B:32/D:56,5/L:154,5	
			Drive Shaft	L	F	MT					Tripod Roller Diameter [mm]: 29,95; ->05/05	AW-4744	A:27/D:56,5/L:719
			Drive Shaft	L	F	MT					Tripod Roller Diameter [mm]: 29,95; MD KG04; MD KG0J	AW-4745	A:27/D:56,5/L:723
1.8 16V (KG0J)	85/116	03/01->	Drive Shaft	R	F	MT				MD KG04; MD KG0J	AW-4746	A:27/B:23/D:56,5/L:802	
			CV Joint				*				GS-3845	A:27/B:35/D:56,5/L:162,5	
			CV Joint				*				GS-3845	A:27/B:35/D:56,5/L:162,5	
			Drive Shaft	L	F	MT					Tripod Roller Diameter [mm]: 37,1; MD KG05; MD KG10	AW-4747	A:27/D:56,5/L:632
1.9 dCi	79/107	03/01->	Drive Shaft	R	F	MT				MD KG05; MD KG10	AW-4748	A:27/B:39/D:56,5/L:967	
			CV Joint				*				GS-3844	A:27/B:32/D:56,5/L:154,5	
			Drive Shaft	L	F						Tripod Roller Diameter [mm]: 29,95; ->05/05	AW-4744	A:27/D:56,5/L:719
			Drive Shaft	L	F	MT					Tripod Roller Diameter [mm]: 29,95; MD KG0E	AW-4745	A:27/D:56,5/L:723
1.9 dCi (KG0E)	77/105	06/01->	Drive Shaft	R	F	MT				MD KG0E	AW-4746	A:27/B:23/D:56,5/L:802	
			Drive Shaft	L	F	MT					Tripod Roller Diameter [mm]: 37,1; MD KG08	AW-4747	A:27/D:56,5/L:632
			Drive Shaft	R	F	MT					MD KG08	AW-4748	A:27/B:39/D:56,5/L:967
			Drive Shaft	L	F	5MT					Tripod Roller Diameter [mm]: 29,95; ->05/05; trans.type JR5	AW-4744	A:27/D:56,5/L:719
1.9 dCi (KG0E, KG0R)	74/100	10/01->	Drive Shaft	L	F	MT				Tripod Roller Diameter [mm]: 37,1; MD KG0R	AW-4747	A:27/D:56,5/L:632	
			Drive Shaft	R	F	MT					MD KG0R	AW-4748	A:27/B:39/D:56,5/L:967
			CV Joint				*				GS-3845	A:27/B:35/D:56,5/L:162,5	
			Drive Shaft	L	F	MT					Tripod Roller Diameter [mm]: 37,1; MD KG0G	AW-4747	A:27/D:56,5/L:632
1.9 dCi (KG0G)	88/120	03/01->	Drive Shaft	R	F	MT				MD KG0G	AW-4748	A:27/B:39/D:56,5/L:967	
			CV Joint				*				GS-3845	A:27/B:35/D:56,5/L:162,5	
			Drive Shaft	L	F	6MT					Tripod Roller Diameter [mm]: 37,1; MD KG1A	AW-4747	A:27/D:56,5/L:632
			Drive Shaft	L	F	MT					Tripod Roller Diameter [mm]: 37,1; MD KG1V; MD KG1W	AW-4747	A:27/D:56,5/L:632
1.9 dCi (KG1V)	96/130	05/05->	Drive Shaft	R	F	MT				MD KG1W	AW-4748	A:27/B:39/D:56,5/L:967	
			CV Joint				*				GS-3844	A:27/B:32/D:56,5/L:154,5	
			Drive Shaft	L	F	5MT					Tripod Roller Diameter [mm]: 29,95; ->05/04; MD KG00; MD KG0K; MD KG0W	AW-4745	A:27/D:56,5/L:723
			Drive Shaft	R	F	5MT; MT					--05/04; MD KG00; MD KG0K; MD KG0W	AW-4746	A:27/B:23/D:56,5/L:802
2.0 16V (KG00, KG0K, KG0W)	99/135	08/02->	CV Joint				*			--02/02; MD KG0N	GS-3844	A:27/B:32/D:56,5/L:154,5	
			Drive Shaft	L	F						Tripod Roller Diameter [mm]: 29,95; ->09/07; engine F5R700	AW-4744	A:27/D:56,5/L:719
			Drive Shaft	L	F	MT					Tripod Roller Diameter [mm]: 29,95; MD KG0N	AW-4745	A:27/D:56,5/L:723
			Drive Shaft	R	F	MT					MD KG0N	AW-4746	A:27/B:23/D:56,5/L:802
2.0 16V IDE (KG0N)	103/140	04/01->	CV Joint	R	F	MT	*			MD KG11; MD KG1S	GS-3867	A:27/B:37/D:56,5/L:165	
			CV Joint	R	F	MT	*				MD KG1S; MD KG1T	GS-3867	A:27/B:37/D:56,5/L:165
			CV Joint				*				MD KG09; MD KG1N	GS-3867	A:27/B:37/D:56,5/L:165
			CV Joint				*				MD KG0F	GS-3867	A:27/B:37/D:56,5/L:165
2.0 dCi (KG1S)	127/173	01/06->	CV Joint	R	F	MT	*		MD KG01; MD KG02; MD KG0D; MD KG0Y; MD KG1K	GS-3867	A:27/B:37/D:56,5/L:165		
2.0 dCi (KG1T)	110/150	08/05->	CV Joint	R	F	MT	*						
2.2 dCi	102/140	05/05->	CV Joint			F	*						
2.2 dCi (KG0F)	110/150	10/01->	CV Joint			F	*						
3.0 V6 24V (KG0D)	152/207	03/01->	CV Joint			F	AT	*					



KW/HP



Type

L/R

F/R

AT/MT



ABS



Technical Specification

LOGAN I [LS_]

1.4	55/75	09/04->	Drive Shaft	L	F			Tripod Roller Diameter [mm]: 29.95; - ABS; + ABS; MD B50C; MD B50E; MD B50G; MD L50A; MD L50C; MD L50E; MD L50G	AW-4866	A:21/D:49/L:681
			Drive Shaft	R	F			- ABS; + ABS; MD B50C; MD B50E; MD B50G; MD L50A; MD L50C; MD L50E; MD L50G	AW-4867	A:21/B:23/D:49/L:763
1.5 dCi	50/68	04/07->	CV Joint		F		*	MD B50K; MD L50K	GS-3926	A:23/B:30/D:49/L:145
			Drive Shaft	L	F			MD B50K; MD L50K	AW-4864	A:23/B:26/D:49/L:649
			Drive Shaft	R	F			MD B50K; MD L50K	AW-4865	A:23/B:26/D:49/L:897
			Drive Shaft	R	F			--10/13	AW-4874	A:23/B:23/D:49/L:755
1.5 dCi	48/65	06/11->	Drive Shaft	R	F		--10/13	AW-4874	A:23/B:23/D:49/L:755	
1.6	77/105	04/07->	Drive Shaft	R	F		--10/13; ch.J001764->; engine K4M690	AW-4874	A:23/B:23/D:49/L:755	
1.6	64/87	09/04->	Drive Shaft	L	F			Tripod Roller Diameter [mm]: 29.95; - ABS; + ABS; MD B50D; MD B50F; MD B50H; MD L50B; MD L50D; MD L50F; MD L50H	AW-4866	A:21/D:49/L:681
			Drive Shaft	R	F			- ABS; + ABS; MD B50F; MD B50H; MD L50B; MD L50D; MD L50F; MD L50H	AW-4867	A:21/B:23/D:49/L:763

LOGAN I Estate [KS_]









1.4	55/75	10/07->	CV Joint		F		*	MD F50A; MD F50E	GS-3926	A:23/B:30/D:49/L:145
			Drive Shaft	L	F			MD F50A; MD F50E	AW-4864	A:23/B:26/D:49/L:649
			Drive Shaft	R	F			MD F50A; MD F50E	AW-4865	A:23/B:26/D:49/L:897
			Drive Shaft	R	F			--11/12	AW-4874	A:23/B:23/D:49/L:755
1.5 dCi	50/68	04/07->	CV Joint		F		*	MD F50J; MD F50K; MD K50J; MD K50K	GS-3926	A:23/B:30/D:49/L:145
			Drive Shaft	L	F			MD F50J; MD F50K; MD K50J; MD K50K	AW-4864	A:23/B:26/D:49/L:649
			Drive Shaft	R	F			MD F50J; MD F50K; MD K50J; MD K50K	AW-4865	A:23/B:26/D:49/L:897
1.6	64/87	04/07->	Drive Shaft	R	F		--11/12; not for special purpose vc	AW-4874	A:23/B:23/D:49/L:755	

MASTER II Box [FD]

1.9 dCi 80	60/82	11/01->	CV Joint		F		*	51 MD FD0P; MD FD8P	GS-3745	A:28/B:36/D:65/L:167
			Drive Shaft	L	F		MT	Tripod Roller Diameter [mm]: 37,1; --10/06; MD T28; MD T33; MD T35	AW-4680	A:28/D:67,1/L:669
2.2 dCi 90	66/90	09/00->	CV Joint		F		*	51 MD FD0G; MD FD0N; MD FD2G; MD FD2N; MD FD3G; MD FD3N	GS-3745	A:28/B:36/D:65/L:167
			Drive Shaft	L	F		MT	Tripod Roller Diameter [mm]: 37,1; --10/06; MD T28; MD T33; MD T35	AW-4680	A:28/D:67,1/L:669
			Drive Shaft	R	F			51 12/03->; MD FD0N; MD FD2N; MD FD3N	AW-4682	A:28/B:39/D:65/L:1144
			Drive Shaft	R	F			51 --11/03; MD FD0G; MD FD0N; MD FD2G; MD FD2N; MD FD3G; MD FD3N	AW-4734	A:28/B:39/D:65/L:1132
2.5 D	59/80	07/98->01/01	Drive Shaft	L	F			51 Tripod Roller Diameter [mm]: 37,1; 12/03->; MD FD0N; MD FD2N; MD FD3N	AW-4806	A:28/D:65/L:663
			CV Joint		F		*	51 MD FD0A; MD FD0E; MD FD2E; MD FD3E	GS-3343	A:28/B:27/D:67,1/L:158
			Drive Shaft	L	F			51 Tripod Roller Diameter [mm]: 37,1; MD FD0A; MD FD0E; MD FD2E; MD FD3E	AW-4679	A:28/D:65/L:670
2.5 dCi	84/114	01/04->	Drive Shaft	R	F		6MT; SA	51 engine G9U750; trans.type 6A [SAT]; trans.type 6S	AW-4682	A:28/B:39/D:65/L:1144
			Drive Shaft	L	F		6MT; SA	51 Tripod Roller Diameter [mm]: 37,1; 02/05->; engine G9U750; trans.type 6A [SAT]; trans.type 6S	AW-4806	A:28/D:65/L:663
2.5 dCi	88/120	08/06->	CV Joint	L	F		6MT; SA	* 51 engine G9U650; trans.type 5A [SAT]; trans.type 6A [SAT]; trans.type 6S	GS-3745	A:28/B:36/D:65/L:167
			CV Joint		F		*	51	GS-3745	A:28/B:36/D:65/L:167
2.5 dCi 120	84/115	10/01->	Drive Shaft	R	F			51 MD FD0M; MD FD0U; MD FD0V; MD FD2M; MD FD3M; MD FD3U; MD FD3V; MD FD8M; MD FD8U; MD FD8V	AW-4682	A:28/B:39/D:65/L:1144
			Drive Shaft	L	F			51 Tripod Roller Diameter [mm]: 37,1; MD FD0U; MD FD0V; MD FD3U; MD FD3V; MD FD8U; MD FD8V	AW-4806	A:28/D:65/L:663
2.8 dTi	84/114	07/98->10/01	CV Joint	R	F		*	51 MD FD0C; MD FD0F; MD FD0R; MD FD2B; MD FD2F; MD FD3C; MD FD3F	GS-3343	A:28/B:27/D:67,1/L:158
			CV Joint	L	F		*	51 MD FD0C; MD FD0F; MD FD0R; MD FD2B; MD FD2F; MD FD3C; MD FD3F	GS-3745	A:28/B:36/D:65/L:167

MASTER II Bus [JD]

2.2 dCi 90	66/90	09/00->	CV Joint		F		*	51 MD JD0G	GS-3745	A:28/B:36/D:65/L:167
			Drive Shaft	L	F		MT	Tripod Roller Diameter [mm]: 37,1; --09/06; MD T28; MD T35; MD T39	AW-4680	A:28/D:67,1/L:669
			Drive Shaft	R	F			51 MD JD0G	AW-4734	A:28/B:39/D:65/L:1132
2.5 D	59/80	07/98->01/01	Drive Shaft	L	F		MT	Tripod Roller Diameter [mm]: 37,1; MD T28; MD T35; MD T39	AW-4680	A:28/D:67,1/L:669

	kw/HP		Type	L/R	F/R	AT/MT			ABS			Technical Specification
2.5 dCi	84/114	01/04->	Drive Shaft	R	F	6MT; SA			51	bus; engine G9U750; trans.type 6A [SAT]; trans.type 6S	AW-4682	A:28/B:39/D:65/L:1144
			Drive Shaft	L	F	6MT; SA			51	Tripod Rotler Diameter [mm]: 37,1; 02/05->; bus; engine G9U750; trans.type 6A [SAT]; trans.type 6S	AW-4806	A:28/D:65/L:663
2.5 dCi	88/120	08/06->	CV Joint	L	F	6MT; SA	*		51	bus; engine G9U650; trans.type 5A [SAT]; trans.type 6A [SAT]; trans.type 6S	GS-3745	A:28/B:36/D:65/L:167
2.5 dCi 120	84/115	10/01->	CV Joint		F				51		GS-3745	A:28/B:36/D:65/L:167
			Drive Shaft	R	F				51		AW-4682	A:28/B:39/D:65/L:1144
2.8 dTI	84/114	07/98->10/01	Drive Shaft	L	F	MT				Tripod Rotler Diameter [mm]: 37,1; MD T28; MD T35; MD T39	AW-4680	A:28/D:67,1/L:669
MASTER II Platform/Chassis (ED/HD/UD) 												
2.2 dCI 90	66/90	09/00->	Drive Shaft	L	F	MT				Tripod Rotler Diameter [mm]: 37,1; ->09/06	AW-4680	A:28/D:67,1/L:669
2.5 D	59/80	07/98->01/01	Drive Shaft	L	F	MT				Tripod Rotler Diameter [mm]: 37,1	AW-4680	A:28/D:67,1/L:669
2.5 dCi	88/120	08/06->	CV Joint	L	F	6MT; SA	*		51	engine G9U650; trans.type 5A [SAT]; trans.type 6A [SAT]; trans.type 6S	GS-3745	A:28/B:36/D:65/L:167
2.5 dCi 120	84/115	10/01->	Drive Shaft	R	F				51		AW-4682	A:28/B:39/D:65/L:1144
			Drive Shaft	L	F				51	Tripod Rotler Diameter [mm]: 37,1	AW-4806	A:28/D:65/L:663
2.8 dTI	84/114	07/98->10/01	Drive Shaft	L	F	5MT				Tripod Rotler Diameter [mm]: 37,1; - ABS; engine S9W702; trans.type 5S	AW-4680	A:28/D:67,1/L:669
MEGANE I (BA0/1_) 												
1.4 16V (BA0D, BA1H, BA0W, BA10)	70/95	03/99->08/03	CV Joint		F		*		44	MD BA0D; MD BA0W; MD BA10; MD BA1H	GS-3623	A:21/B:22/D:51,5/L:139,5
			Drive Shaft	L	F				44	Tripod Rotler Diameter [mm]: 29,95; MD BA0D; MD BA10; MD BA1H	AW-4536	A:21/D:57/L:645,7
			Drive Shaft	R	F				44	MD BA0W	AW-4538	A:21/B:23/D:52,2/L:752
			Drive Shaft	L	F				44	Tripod Rotler Diameter [mm]: 29,95; engine K4J714	AW-4695	A:21/D:57/L:646
1.4 e (BA0E, BA0V)	55/75	01/96->08/03	CV Joint		F		*		44	MD BA0E; MD BA0V	GS-3623	A:21/B:22/D:51,5/L:139,5
			Drive Shaft	R	F				44		AW-4537	A:21/B:23/D:57/L:750
			Drive Shaft	R	F				44	MD BA0E; MD BA0V	AW-4538	A:21/B:23/D:52,2/L:752
			Drive Shaft	R	F				44		AW-4539	A:21/B:23/D:49,8/L:741,5
1.4 Eco (BA0T)	52/71	01/96->03/99	CV Joint		F		*		44	MD BA0T	GS-3623	A:21/B:22/D:51,5/L:139,5
			Drive Shaft	R	F				44		AW-4537	A:21/B:23/D:57/L:750
			Drive Shaft	R	F				44	MD BA0T	AW-4538	A:21/B:23/D:52,2/L:752
			Drive Shaft	R	F				44		AW-4539	A:21/B:23/D:49,8/L:741,5
1.6 16V (BA11, BA04, BA0B, BA1J)	79/107	03/99->08/03	CV Joint		F	MT	*		44	04/99->; MD BA00; MD BA04; MD BA0B; MD BA11; MD BA1J; MD BA1K	GS-3623	A:21/B:22/D:51,5/L:139,5
			CV Joint		F	MT	*		44	->04/99; MD BA04	GS-3644	A:23/B:35/D:57,5/L:158
			Drive Shaft	L	F	MT			44	Tripod Rotler Diameter [mm]: 29,95; 04/99->; MD BA00; MD BA04; MD BA0B; MD BA11; MD BA1J; MD BA1K	AW-4536	A:21/D:57/L:645,7
			Drive Shaft	R	F	MT			44	->04/99; MD BA04	AW-4693	A:23/B:23/D:56,3/L:744
1.6 e (BA0F, BA0S)	66/90	01/96->03/99	Drive Shaft	L	F				44	Tripod Rotler Diameter [mm]: 29,95; ->08/02; engine K4M708	AW-4695	A:21/D:57/L:646
			CV Joint		F	MT	*		44	MD BA0F; MD BA0S; MD BA1C	GS-3623	A:21/B:22/D:51,5/L:139,5
			Drive Shaft	L	F				44	Tripod Rotler Diameter [mm]: 29,95; MD BA1C	AW-4536	A:21/D:57/L:645,7
			Drive Shaft	R	F				44		AW-4537	A:21/B:23/D:57/L:750
1.6 i (BA0L)	55/75	01/96->03/99	Drive Shaft	R	F				44	MD BA0F; MD BA0S	AW-4538	A:21/B:23/D:52,2/L:752
			Drive Shaft	R	F				44		AW-4539	A:21/B:23/D:49,8/L:741,5
			CV Joint		F		*		44	MD BA0L	GS-3623	A:21/B:22/D:51,5/L:139,5
			Drive Shaft	R	F				44		AW-4537	A:21/B:23/D:57/L:750
1.6 i (BA0L)	55/75	01/96->03/99	Drive Shaft	R	F				44	MD BA0L	AW-4538	A:21/B:23/D:52,2/L:752
			Drive Shaft	R	F				44		AW-4539	A:21/B:23/D:49,8/L:741,5



KW/HP



Type

L/R

F/R

AT/MT
















ABS



Technical Specification

Model	kw/HP	Period	Type	L/R	F/R	AT/MT	Wheel	ABS	Info	Wrench	Technical Specification
1.8 16V (BA06, BA12, BA1A, BA1M, BA1R)	85/115	01/01->08/03	CV Joint	L	F		*	44	MD BA12; MD BA1A; MD BA1M; MD BA1R	GS-3644	A:23/B:35/D:57,5/L:158
			Drive Shaft	R	F			44		AW-4688	A:23/B:23/D:57,5/L:748
			Drive Shaft	L	F			44	Tripod Rotler Diameter [mm]: 29,95	AW-4689	A:23/D:57,5/L:654
			Drive Shaft	L	F			44	Tripod Rotler Diameter [mm]: 29,95; + ABS	AW-4692	A:23/D:57,5/L:654
			Drive Shaft	R	F			44	--01/01; MD BA1A; MD BA1M	AW-4693	A:23/B:23/D:56,3/L:744
			Drive Shaft	R	F			44	+ ABS; 02/01->	AW-4788	A:23/B:23/D:57,5/L:750
1.9 D Eco (B/SA0U, BA0A)	47/64	01/96->08/03	CV Joint		F		*	44	MD BA0A; MD BA0U; MD SA0U	GS-3623	A:21/B:22/D:51,5/L:139,5
			Drive Shaft	R	F			44		AW-4537	A:21/B:23/D:57,5/L:750
			Drive Shaft	R	F			44	MD BA0A; MD BA0U; MD SA0U	AW-4538	A:21/B:23/D:52,2/L:752
			Drive Shaft	R	F			44		AW-4539	A:21/B:23/D:49,8/L:741,5
1.9 dCi (BA05, BA1F)	75/102	02/01->08/03	CV Joint				*	44	+ ABS	GS-3866	A:23/B:30/D:57,5/L:145
			Drive Shaft	R	F			44		AW-4688	A:23/B:23/D:57,5/L:748
			Drive Shaft	L	F			44	Tripod Rotler Diameter [mm]: 29,95	AW-4689	A:23/D:57,5/L:654
1.9 dT (B/SA0K, B/SA0Y)	66/90	01/96->08/03	CV Joint		F		*	44	MD BA09; MD BA0K; MD BA0Y; MD SA0Y	GS-3623	A:21/B:22/D:51,5/L:139,5
			Drive Shaft	R	F			44	MD BA09; MD BA0K; MD BA0Y; MD SA0Y	AW-4538	A:21/B:23/D:52,2/L:752
			Drive Shaft	R	F			44		AW-4688	A:23/B:23/D:57,5/L:748
			Drive Shaft	L	F			44	Tripod Rotler Diameter [mm]: 29,95	AW-4689	A:23/D:57,5/L:654
1.9 dTi (BA08, BA0N)	72/98	03/97->02/01	CV Joint		F	MT	*	44	--02/99; MD BA08; MD BA0N	GS-3623	A:21/B:22/D:51,5/L:139,5
			Drive Shaft	R	F			44		AW-4688	A:23/B:23/D:57,5/L:748
			Drive Shaft	L	F			44	Tripod Rotler Diameter [mm]: 29,95	AW-4689	A:23/D:57,5/L:654
			Drive Shaft	R	F	MT		44	03/99->; MD BA08; MD BA0N	AW-4693	A:23/B:23/D:56,3/L:744
1.9 dTi (BA1U)	59/80	02/01->08/03	CV Joint				*	44		GS-3866	A:23/B:30/D:57,5/L:145
			Drive Shaft	R	F			44		AW-4688	A:23/B:23/D:57,5/L:748
			Drive Shaft	L	F			44	Tripod Rotler Diameter [mm]: 29,95	AW-4689	A:23/D:57,5/L:654
			Drive Shaft	R	F			44	MD BA1U; MD SA1U	AW-4693	A:23/B:23/D:56,3/L:744
			Drive Shaft	L	F			44	Tripod Rotler Diameter [mm]: 29,95; MD BA1U; MD SA1U	AW-4767	A:23/D:56/L:650
1.9 TDI	69/94	09/96->08/03	CV Joint		F		*	44	MD BA01; MD BA0H; MD SA01; MD SA09; MD SA0A; MD SA0N; MD SA0R	GS-3623	A:21/B:22/D:51,5/L:139,5
			Drive Shaft	L	F			44	Tripod Rotler Diameter [mm]: 29,95; MD BA01; MD SA01	AW-4536	A:21/D:57/L:645,7
			Drive Shaft	R	F			44	--03/99; MD BA01; MD BA0R; MD SA01; MD SA09; MD SA0A; MD SA0N; MD SA0R	AW-4538	A:21/B:23/D:52,2/L:752
			Drive Shaft	R	F			44		AW-4688	A:23/B:23/D:57,5/L:748
			Drive Shaft	L	F			44	Tripod Rotler Diameter [mm]: 29,95	AW-4689	A:23/D:57,5/L:654
			Drive Shaft	R	F			44	03/99->; MD SA0N	AW-4693	A:23/B:23/D:56,3/L:744
2.0 16V (BA0H)	108/147	07/96->08/03	CV Joint		F		*	44	MD BA0H	GS-3623	A:21/B:22/D:51,5/L:139,5
			Drive Shaft	R	F			44		AW-4688	A:23/B:23/D:57,5/L:748
			Drive Shaft	L	F			44	Tripod Rotler Diameter [mm]: 29,95	AW-4689	A:23/D:57,5/L:654
			Drive Shaft	L	F			44	Tripod Rotler Diameter [mm]: 29,95; + ABS; 01/00->	AW-4692	A:23/D:57,5/L:654
			Drive Shaft	R	F	MT		44	--03/99; MD BA08; MD BA0N; MD SA0N	AW-4693	A:23/B:23/D:56,3/L:744
2.0 i	80/109	03/99->08/03	Drive Shaft	R	F			44		AW-4688	A:23/B:23/D:57,5/L:748
			Drive Shaft	L	F			44	Tripod Rotler Diameter [mm]: 29,95	AW-4689	A:23/D:57,5/L:654
2.0 i (BA0G)	84/114	01/96->08/03	CV Joint		F	MT	*	44	MD BA07; MD BA0G	GS-3623	A:21/B:22/D:51,5/L:139,5
			Drive Shaft	R	F	MT		44	MD BA07; MD BA0G; num. of teeth 21	AW-4538	A:21/B:23/D:52,2/L:752
			Drive Shaft	R	F			44		AW-4688	A:23/B:23/D:57,5/L:748
			Drive Shaft	L	F			44	Tripod Rotler Diameter [mm]: 29,95	AW-4689	A:23/D:57,5/L:654
MEGANE I Cabriolet (EA0/1_)											
1.4 16V (EA0D, EA1H, EA0W, EA10)	70/95	03/99->08/03	CV Joint		F		*	44	MD EA0D; MD EA0W; MD EA10; MD EA1H	GS-3623	A:21/B:22/D:51,5/L:139,5
			Drive Shaft	L	F			44	Tripod Rotler Diameter [mm]: 29,95; MD EA0D; MD EA0W; MD EA10; MD EA1H	AW-4536	A:21/D:57/L:645,7
			Drive Shaft	L	F			44	Tripod Rotler Diameter [mm]: 29,95	AW-4695	A:21/D:57/L:646

					Technical Specification						
	kW/HP	Type	L/R	F/R	AT/MT	ABS					
1.6 16V (EA0B, EA04, EA11)	79/107	03/99->08/03	CV Joint	F	MT	*	44	04/99->; MD EA04; MD EA0B; MD EA11; MD EA1J	GS-3623	A:21/B:22/D:51,5/L:139,5	
			CV Joint	F	MT	*	44	--04/99; MD EA04	GS-3644	A:23/B:35/D:57,5/L:158	
			Drive Shaft	L	F	MT		44	Tripod Rotler Diameter [mm]: 29,95; 04/99->; MD EA04	AW-4536	A:21/D:57/L:645,7
			Drive Shaft	R	F	MT		44	--04/99; MD EA04	AW-4693	A:23/B:23/D:56,3/L:744
			Drive Shaft	L	F			44	Tripod Roller Diameter [mm]: 29,95; engine K4M708	AW-4695	A:21/D:57/L:646
1.6 e (EA0F)	66/90	10/96->03/99	CV Joint	F	MT	*	44	MD EA0F	GS-3623	A:21/B:22/D:51,5/L:139,5	
			Drive Shaft	R	F		44		AW-4537	A:21/B:23/D:57/L:750	
			Drive Shaft	R	F	MT		44	MD EA0F	AW-4538	A:21/B:23/D:52,2/L:752
2.0 (EA0G)	84/114	04/97->08/03	Drive Shaft	R	F		44	MD EA0F	AW-4539	A:21/B:23/D:49,8/L:741,5	
			CV Joint	F	MT	*	44	MD EA0G	GS-3623	A:21/B:22/D:51,5/L:139,5	
			Drive Shaft	R	F	MT		44	MD EA0G; num. of teeth 21	AW-4538	A:21/B:23/D:52,2/L:752
2.0 16V	102/139	01/02->08/03	Drive Shaft	R	F		44		AW-4688	A:23/B:23/D:57,5/L:748	
			Drive Shaft	L	F		44	Tripod Roller Diameter [mm]: 29,95	AW-4689	A:23/D:57,5/L:654	
			Drive Shaft	L	F		44	Tripod Rotler Diameter [mm]: 29,95	AW-4689	A:23/D:57,5/L:654	
2.0 16V (EA0H)	108/147	10/96->11/99	CV Joint	L	F	MT	*	44	--09/98; MD EA0H	GS-3623	A:21/B:22/D:51,5/L:139,5
			CV Joint	L; R	F	MT	*	44	10/98->; MD EA0H	GS-3644	A:23/B:35/D:57,5/L:158
			Drive Shaft	R	F		44		AW-4688	A:23/B:23/D:57,5/L:748	
			Drive Shaft	L	F		44	Tripod Rotler Diameter [mm]: 29,95	AW-4689	A:23/D:57,5/L:654	
			Drive Shaft	L	F		44	Tripod Roller Diameter [mm]: 29,95; + ABS; 12/96->; trans.type JC 5	AW-4692	A:23/D:57/L:656,5	
2.0 16V IDE (EA03, EA0P, EA14)	103/140	11/99->08/03	Drive Shaft	R	F		44	MD EA0H	AW-4693	A:23/B:23/D:56,3/L:744	
			Drive Shaft	L	F		44	Tripod Roller Diameter [mm]: 29,95	AW-4688	A:23/B:23/D:57,5/L:748	
2.0 i (EA0G)	80/109	03/99->08/03	CV Joint	F	MT	*	44	MD EA0G	GS-3623	A:21/B:22/D:51,5/L:139,5	
			Drive Shaft	R	F	MT		44	MD EA0G; num. of teeth 21	AW-4538	A:21/B:23/D:52,2/L:752
			Drive Shaft	R	F		44		AW-4688	A:23/B:23/D:57,5/L:748	
			Drive Shaft	L	F		44	Tripod Roller Diameter [mm]: 29,95	AW-4689	A:23/D:57,5/L:654	
MEGANE I Classic (LA0/1) 											
1.4 (LA0E, LA0V)	55/75	09/96->08/03	CV Joint	F		*	44	MD LA0E; MD LA0V	GS-3623	A:21/B:22/D:51,5/L:139,5	
			Drive Shaft	R	F		44		AW-4537	A:21/B:23/D:57/L:750	
			Drive Shaft	R	F		44	MD LA0E; MD LA0V	AW-4538	A:21/B:23/D:52,2/L:752	
			Drive Shaft	R	F		44		AW-4539	A:21/B:23/D:49,8/L:741,5	
1.4 16V (LA0D, LA1H, IA0W, LA10)	70/95	03/99->08/03	CV Joint	F		*	44	MD LA0D; MD LA0E; MD LA0V; MD LA0W; MD LA10; MD LA1H	GS-3623	A:21/B:22/D:51,5/L:139,5	
			Drive Shaft	L	F		44	Tripod Rotler Diameter [mm]: 29,95; MD LA0D; MD LA10; MD LA1H	AW-4536	A:21/D:57/L:645,7	
			Drive Shaft	R	F		44	MD LA0W	AW-4538	A:21/B:23/D:52,2/L:752	
1.6 16V (La04, LA11, LA0B, LA1C, LA1J)	79/107	03/99->08/03	Drive Shaft	L	F		44	Tripod Rotler Diameter [mm]: 29,95; 10/99->	AW-4695	A:21/D:57/L:646	
			CV Joint	F	MT	*	44	MD LA00; MD LA04; MD LA0B; MD LA11; MD LA1C; MD LA1J; MD LA1K	GS-3623	A:21/B:22/D:51,5/L:139,5	
			Drive Shaft	L	F	MT		44	Tripod Roller Diameter [mm]: 29,95; 04/99->; MD LA04	AW-4536	A:21/D:57/L:645,7
1.6 e (LA0F, LA0S)	66/90	09/96->03/99	Drive Shaft	R	F		44	--04/99; MD LA04	AW-4693	A:23/B:23/D:56,3/L:744	
			Drive Shaft	L	F		44	Tripod Rotler Diameter [mm]: 29,95; engine K4M708	AW-4695	A:21/D:57/L:646	
			CV Joint	F	MT	*	44	MD LA0F; MD LA0S	GS-3623	A:21/B:22/D:51,5/L:139,5	
			Drive Shaft	R	F		44		AW-4537	A:21/B:23/D:57/L:750	
			Drive Shaft	R	F	MT		44	MD LA0F; MD LA0S	AW-4538	A:21/B:23/D:52,2/L:752
Drive Shaft	R	F		44		AW-4539	A:21/B:23/D:49,8/L:741,5				

	kw/HP		Type	L/R	F/R	AT/MT			ABS			Technical Specification
1.6 i (LA0L)	55/75	09/96->03/99	CV Joint		F			*	44	MD LA0L	GS-3623	A:21/B:22/D:51,5/L:139,5
			Drive Shaft	R	F				44		AW-4537	A:21/B:23/D:57/L:750
			Drive Shaft	R	F				44	MD LA0L	AW-4538	A:21/B:23/D:52,2/L:752
			Drive Shaft	R	F				44		AW-4539	A:21/B:23/D:49,8/L:741,5
1.8 16V (LA06, LA12, LA1A, LA1M, LA1R)	85/115	01/01->08/03	CV Joint	L	F			*	44	MD LA1A; MD LA1M; MD LA1R	GS-3644	A:23/B:35/D:57,5/L:158
			Drive Shaft	L	F				44	Tripod Roller Diameter [mm]: 29,95; + ABS	AW-4692	A:23/D:57/L:656,5
			Drive Shaft	R	F				44	+ ABS; 02/01->	AW-4788	A:23/B:23/D:57,5/L:750
1.9 D (LA0A, LA0U)	47/64	09/96->08/03	CV Joint		F			*	44	MD LA0A; MD LA0R; MD LA0U	GS-3623	A:21/B:22/D:51,5/L:139,5
			Drive Shaft	R	F				44		AW-4537	A:21/B:23/D:57/L:750
			Drive Shaft	R	F				44	MD LA0A; MD LA0R; MD LA0U	AW-4538	A:21/B:23/D:52,2/L:752
			Drive Shaft	R	F				44		AW-4539	A:21/B:23/D:49,8/L:741,5
1.9 dCi (LA05, LA1F)	75/102	02/01->08/03	CV Joint					*	44	+ ABS	GS-3866	A:23/B:30/D:57,5/L:145
			Drive Shaft	R	F				44		AW-4688	A:23/B:23/D:57,5/L:748
			Drive Shaft	L	F				44	Tripod Roller Diameter [mm]: 29,95	AW-4689	A:23/D:57,5/L:654
1.9 dT (LA0K, LA0Y)	66/90	09/96->08/03	CV Joint		F			*	44	MD LA0K; MD LA0Y	GS-3623	A:21/B:22/D:51,5/L:139,5
			Drive Shaft	R	F				44	MD LA0K; MD LA0Y	AW-4538	A:21/B:23/D:52,2/L:752
			Drive Shaft	R	F				44		AW-4688	A:23/B:23/D:57,5/L:748
			Drive Shaft	L	F				44	Tripod Roller Diameter [mm]: 29,95	AW-4689	A:23/D:57,5/L:654
1.9 dTi (LA08, LA0N)	72/98	03/97->02/01	CV Joint		F	MT		*	44	->03/99; MD LA08; MD LA0N	GS-3623	A:21/B:22/D:51,5/L:139,5
			Drive Shaft	R	F				44		AW-4688	A:23/B:23/D:57,5/L:748
			Drive Shaft	L	F				44	Tripod Roller Diameter [mm]: 29,95	AW-4689	A:23/D:57,5/L:654
			Drive Shaft	R	F	MT			44	03/99->; MD LA0N	AW-4693	A:23/B:23/D:56,3/L:744
1.9 dTi (LA1U)	59/80	02/01->08/03	CV Joint	L	F			*	44	MD LA01	GS-3623	A:21/B:22/D:51,5/L:139,5
			CV Joint					*	44	+ ABS	GS-3866	A:23/B:30/D:57,5/L:145
			Drive Shaft	L	F				44	Tripod Roller Diameter [mm]: 29,95; MD LA01	AW-4536	A:21/D:57/L:645,7
			Drive Shaft	R	F				44		AW-4688	A:23/B:23/D:57,5/L:748
			Drive Shaft	L	F				44	Tripod Roller Diameter [mm]: 29,95	AW-4689	A:23/D:57,5/L:654
			Drive Shaft	R	F				44	MD LA1U	AW-4693	A:23/B:23/D:56,3/L:744
1.9 TDI	69/94	09/96->08/03	Drive Shaft	L	F				44	Tripod Roller Diameter [mm]: 29,95; MD LA1U	AW-4767	A:23/D:56/L:650
			Drive Shaft	R	F				44		AW-4688	A:23/B:23/D:57,5/L:748
			Drive Shaft	L	F				44	Tripod Roller Diameter [mm]: 29,95	AW-4689	A:23/D:57,5/L:654
2.0 i (LA07, LA0G)	84/114	09/96->08/03	CV Joint		F	MT		*	44	->02/99; MD LA07; MD LA0G	GS-3623	A:21/B:22/D:51,5/L:139,5
			CV Joint		F	MT		*	44	03/99->; MD LA0G	GS-3644	A:23/B:35/D:57,5/L:158
			Drive Shaft	R	F	MT			44	->02/99; MD LA07; MD LA0G; num. of teeth 21	AW-4538	A:21/B:23/D:52,2/L:752
			Drive Shaft	R	F				44		AW-4688	A:23/B:23/D:57,5/L:748
			Drive Shaft	L	F				44	Tripod Roller Diameter [mm]: 29,95	AW-4689	A:23/D:57,5/L:654
			Drive Shaft	R	F	MT			44	03/99->; MD LA0G	AW-4693	A:23/B:23/D:56,3/L:744
2.0 i (LA0G)	80/109	03/99->08/03	CV Joint	L	F	MT		*	44	MD LA1L	GS-3644	A:23/B:35/D:57,5/L:158
			Drive Shaft	R	F				44		AW-4688	A:23/B:23/D:57,5/L:748
			Drive Shaft	L	F				44	Tripod Roller Diameter [mm]: 29,95	AW-4689	A:23/D:57,5/L:654
MEGANE I Coach (DA0/1_) 												
1.4 16V (DA0D, DA1H, DA0W, DA10)	70/95	03/99->08/03	CV Joint		F			*	44	MD DA0D; MD DA0W; MD DA10; MD DA1H	GS-3623	A:21/B:22/D:51,5/L:139,5
			Drive Shaft	L	F				44	Tripod Roller Diameter [mm]: 29,95; MD DA0D; MD DA0W; MD DA10; MD DA1H	AW-4536	A:21/D:57/L:645,7
			Drive Shaft	L	F				44	Tripod Roller Diameter [mm]: 29,95; engine K4J714	AW-4695	A:21/D:57/L:646



kW/HP



Type

L/R

F/R

AT/MT










ABS











Technical Specification








1.6 16V (DA0B, DA04, DA11)	79/107	03/99->08/03	CV Joint		F	MT	*	44	04/99->; MD DA04; MD DA0B; MD DA11; MD DA1J	GS-3623	A:21/B:22/D:51,5/L:139,5
			CV Joint		F	MT	*	44	--04/99; MD DA04	GS-3644	A:23/B:35/D:57,5/L:158
			Drive Shaft	L	F	MT		44	Tripod Rotler Diameter [mm]: 29,95; 04/99->; MD DA04	AW-4536	A:21/D:57/L:645,7
			Drive Shaft	R	F	MT		44	--04/99; MD DA04	AW-4693	A:23/B:23/D:56,3/L:744
			Drive Shaft	L	F			44	Tripod Roller Diameter [mm]: 29,95; engine K4M708	AW-4695	A:21/D:57/L:646
1.6 e (DA0F)	66/90	03/96->03/99	CV Joint		F	MT	*	44	MD DA0F	GS-3623	A:21/B:22/D:51,5/L:139,5
			Drive Shaft	R	F			44		AW-4537	A:21/B:23/D:57/L:750
			Drive Shaft	R	F	MT		44	MD DA0F	AW-4538	A:21/B:23/D:52,2/L:752
1.9 dCi (DA05, DA1F)	75/102	02/01->08/03	Drive Shaft	R	F			44	MD DA0F	AW-4539	A:21/B:23/D:49,8/L:741,5
			CV Joint				*	44	+ ABS	GS-3866	A:23/B:30/D:57,5/L:145
			Drive Shaft	R	F			44		AW-4688	A:23/B:23/D:57,5/L:748
1.9 dCi (DA05, DA1F)	75/102	02/01->08/03	Drive Shaft	L	F			44	Tripod Rotler Diameter [mm]: 29,95	AW-4689	A:23/D:57,5/L:654
			Drive Shaft	R	F	MT		44	MD DA05; MD DA1F	AW-4693	A:23/B:23/D:56,3/L:744
			CV Joint		F	MT	*	44	--03/99; MD DA0N	GS-3623	A:21/B:22/D:51,5/L:139,5
1.9 dTi (DA0N)	72/98	03/97->02/01	Drive Shaft	R	F			44		AW-4688	A:23/B:23/D:57,5/L:748
			Drive Shaft	L	F			44	Tripod Rotler Diameter [mm]: 29,95	AW-4689	A:23/D:57,5/L:654
			Drive Shaft	R	F	MT		44	04/99->; MD DA0N	AW-4693	A:23/B:23/D:56,3/L:744
2.0 16V	102/139	01/02->08/03	Drive Shaft	R	F			44		AW-4688	A:23/B:23/D:57,5/L:748
			Drive Shaft	L	F			44	Tripod Rotler Diameter [mm]: 29,95	AW-4689	A:23/D:57,5/L:654
2.0 16V (DA0H)	108/147	03/96->11/99	CV Joint	L	F	MT	*	44	--09/98; MD DA0H	GS-3623	A:21/B:22/D:51,5/L:139,5
			CV Joint	L; R	F	MT	*	44	10/98->; MD DA0H	GS-3644	A:23/B:35/D:57,5/L:158
			Drive Shaft	R	F			44		AW-4688	A:23/B:23/D:57,5/L:748
			Drive Shaft	L	F			44	Tripod Rotler Diameter [mm]: 29,95	AW-4689	A:23/D:57,5/L:654
			Drive Shaft	L	F			44	Tripod Rotler Diameter [mm]: 29,95; + ABS; 12/96->; trans.type JC 5	AW-4692	A:23/D:57/L:656,5
			Drive Shaft	R	F	MT		44	MD DA0H	AW-4693	A:23/B:23/D:56,3/L:744
2.0 16V IDE (DA03, DA0P, DA14)	103/140	11/99->08/03	Drive Shaft	R	F			44	Tripod Rotler Diameter [mm]: 29,95	AW-4689	A:23/D:57,5/L:654
			Drive Shaft	R	F	MT		44	--01/01; MD DA0P	AW-4693	A:23/B:23/D:56,3/L:744
2.0 i	80/109	03/99->08/03	Drive Shaft	R	F			44		AW-4688	A:23/B:23/D:57,5/L:748
			Drive Shaft	L	F			44	Tripod Rotler Diameter [mm]: 29,95	AW-4689	A:23/D:57,5/L:654
2.0 i (DA0G)	84/114	03/96->08/03	CV Joint		F	MT	*	44	MD DA0G	GS-3623	A:21/B:22/D:51,5/L:139,5
			Drive Shaft	R	F	MT		44	MD DA0G; num. of teeth 21	AW-4538	A:21/B:23/D:52,2/L:752
			Drive Shaft	R	F			44		AW-4688	A:23/B:23/D:57,5/L:748
			Drive Shaft	L	F			44	Tripod Rotler Diameter [mm]: 29,95	AW-4689	A:23/D:57,5/L:654
MEGANE I Grandtour (KA0/1)											
1.4 16V (KA0D, KA1H, KA0W, KA10)	70/95	03/99->08/03	CV Joint		F		*	44	MD KA0W; MD KA10; MD KA1H	GS-3623	A:21/B:22/D:51,5/L:139,5
			Drive Shaft	L	F			44	Tripod Rotler Diameter [mm]: 29,95; MD KA0D; MD KA10; MD KA1H	AW-4536	A:21/D:57/L:645,7
			Drive Shaft	R	F			44	MD KA0W	AW-4538	A:21/B:23/D:52,2/L:752
			Drive Shaft	L	F			44	Tripod Rotler Diameter [mm]: 29,95; MD KA0D,KA10,KA1H	AW-4695	A:21/D:57/L:646
1.4 e (KA0V)	55/75	03/99->08/03	CV Joint		F		*	44	MD KA0V	GS-3623	A:21/B:22/D:51,5/L:139,5
			Drive Shaft	R	F			44		AW-4537	A:21/B:23/D:57/L:750
			Drive Shaft	R	F			44	MD KA0V	AW-4538	A:21/B:23/D:52,2/L:752
			Drive Shaft	R	F			44		AW-4539	A:21/B:23/D:49,8/L:741,5
1.6 16V (KA0B, KA04, KA11)	79/107	03/99->08/03	CV Joint		F	MT	*	44	MD KA04; MD KA0B; MD KA11; MD KA1J	GS-3623	A:21/B:22/D:51,5/L:139,5
			Drive Shaft	L	F	MT		44	Tripod Rotler Diameter [mm]: 29,95; 04/99->; MD KA04	AW-4536	A:21/D:57/L:645,7
			Drive Shaft	R	F	MT		44	04/99->; MD KA04	AW-4693	A:23/B:23/D:56,3/L:744
			Drive Shaft	L	F	MT		44	Tripod Rotler Diameter [mm]: 29,95	AW-4695	A:21/D:57/L:646

	kw/HP		Type	L/R	F/R	AT/MT			ABS			Technical Specification
1.6 e (KA0F)	66/90	03/99->08/03	CV Joint		F	MT	*		44	MD KA0F	GS-3623	A:21/B:22/D:51,5/L:139,5
			Drive Shaft	R	F				44		AW-4537	A:21/B:23/D:57/L:750
			Drive Shaft	R	F	MT			44	MD KA0F	AW-4538	A:21/B:23/D:52,2/L:752
			Drive Shaft	R	F				44		AW-4539	A:21/B:23/D:49,8/L:741,5
1.8 16V (KA0S, KA12, KA1A, KA1M, KA1R)	85/115	01/01->08/03	CV Joint	L	F		*		44	MD KA12; MD KA1A	GS-3644	A:23/B:35/D:57,5/L:158
			Drive Shaft	R	F				44		AW-4688	A:23/B:23/D:57,5/L:748
			Drive Shaft	L	F				44	Tripod Roller Diameter [mm]: 29,95	AW-4689	A:23/D:57,5/L:654
			Drive Shaft	L	F				44	Tripod Roller Diameter [mm]: 29,95; + ABS	AW-4692	A:23/D:57/L:656,5
			Drive Shaft	R	F				44	+ ABS; 02/01->	AW-4788	A:23/B:23/D:57,5/L:750
1.9 D (KA0J, KA0R)	47/64	04/99->08/03	CV Joint		F		*		44		GS-3623	A:21/B:22/D:51,5/L:139,5
			Drive Shaft	R	F				44		AW-4537	A:21/B:23/D:57/L:750
			Drive Shaft	R	F				44		AW-4538	A:21/B:23/D:52,2/L:752
			Drive Shaft	R	F				44		AW-4539	A:21/B:23/D:49,8/L:741,5
1.9 dCi (KA05, KA1F)	75/102	02/01->08/03	CV Joint		F		*		44	+ ABS	GS-3866	A:23/B:30/D:57,5/L:145
			Drive Shaft	R	F				44		AW-4688	A:23/B:23/D:57,5/L:748
			Drive Shaft	L	F				44	Tripod Roller Diameter [mm]: 29,95	AW-4689	A:23/D:57,5/L:654
			Drive Shaft	R	F				44		AW-4688	A:23/B:23/D:57,5/L:748
1.9 dTi (KA0N)	72/98	03/99->02/01	Drive Shaft	L	F				44	Tripod Roller Diameter [mm]: 29,95	AW-4689	A:23/D:57,5/L:654
			Drive Shaft	R	F	MT			44	MD KA0N	AW-4693	A:23/B:23/D:56,3/L:744
			CV Joint		F		*		44	+ ABS	GS-3866	A:23/B:30/D:57,5/L:145
			Drive Shaft	R	F				44		AW-4688	A:23/B:23/D:57,5/L:748
1.9 dTi (KA1U)	59/80	02/01->08/03	Drive Shaft	L	F				44	Tripod Roller Diameter [mm]: 29,95	AW-4689	A:23/D:57,5/L:654
			Drive Shaft	R	F				44	MD KA1U	AW-4693	A:23/B:23/D:56,3/L:744
			Drive Shaft	L	F				44	Tripod Roller Diameter [mm]: 29,95; MD KA1U	AW-4767	A:23/D:56/L:650
			Drive Shaft	L	F				44		AW-4767	A:23/D:56/L:650

MEGANE II (BM0/1_, CM0/1_) 

1.4 16V	60/82	10/03->02/08	CV Joint		F	MT	*		MD BM08; MD BM0B; MD BM0H; MD BM1A; MD CM08; MD CM0B; MD CM0H	GS-3926	A:23/B:30/D:49/L:145
			Drive Shaft	L	F	5MT			trans.type JH	AW-4820	A:23/B:26/D:49/L:674
1.4 16V (BM0B, CM0B)	72/98	11/02->02/08	CV Joint		F	MT	*		MD BM08; MD BM0B; MD BM0H; MD BM1A; MD CM08; MD CM0B; MD CM0H	GS-3926	A:23/B:30/D:49/L:145
			Drive Shaft	L	F	5MT			trans.type JH	AW-4820	A:23/B:26/D:49/L:674
1.5 dCi	63/86	05/05->02/08	CV Joint		F	MT	*		MD BM0T; MD BM1F; MD CM1F; MD SM1F	GS-3926	A:23/B:30/D:49/L:145
			Drive Shaft	L	F	5MT			trans.type JH	AW-4820	A:23/B:26/D:49/L:674
1.5 dCi	74/101	10/03->03/06	CV Joint		F		*		MD BM02; MD BM0F; MD BM0T; MD CM02; MD CM0F; MD CM0T; MD SM02; MD SM0F	GS-3926	A:23/B:30/D:49/L:145
1.5 dCi (BM0F, CM0F)	60/82	11/02->02/08	CV Joint		F	AT; MT	*		MD BM02; MD BM0T; MD CM02; MD CM0F; MD GM0F; MD SM02; MD SM0F	GS-3926	A:23/B:30/D:49/L:145
1.6	77/105	06/05->02/08	Drive Shaft	R	F	MT			MD BM1Y; MD CM1Y	AW-4821	A:23/B:26/D:49/L:911
			CV Joint		F	AT	*			MD BM0C; MD BM0J; MD BM1B; MD CM0C; MD CM0J; MD CM1B	GS-3926
1.6 16V	82/112	01/06->06/08	Drive Shaft	R	F	MT			MD BM0C; MD BM0J; MD BM0Y; MD BM1B; MD CM0C; MD CM0J; MD CM0Y; MD CM1B	AW-4821	A:23/B:26/D:49/L:911
			Drive Shaft	L	F					AW-4823	A:23/B:26/D:49/L:675
			CV Joint		F	AT	*			MD BM0C; MD BM0J; MD BM1B; MD CM0C; MD CM0J; MD CM1B	GS-3926
1.6 16V (BM0C, CM0C)	83/113	11/02->02/08	Drive Shaft	R	F	MT			MD BM0C; MD BM0J; MD BM0Y; MD BM1B; MD CM0C; MD CM0J; MD CM0Y; MD CM1B	AW-4821	A:23/B:26/D:49/L:911
			Drive Shaft	L	F					AW-4823	A:23/B:26/D:49/L:675
1.9 dCi	68/92	03/04->08/06	Drive Shaft	L	F	MT			MD BM00; MD BM0G; MD BM1D; MD BM1G; MD CM00; MD CM0G; MD CM1D; MD CM1G	AW-4826	A:25/B:39/D:53/L:638
			Drive Shaft	R	F	MT				AW-4828	A:25/B:39/D:53/L:932
1.9 dCi	96/131	05/05->12/09	Drive Shaft	L	F	MT			MD BM00; MD BM0G; MD BM1D; MD BM1G; MD CM00; MD CM0G; MD CM1D; MD CM1G	AW-4826	A:25/B:39/D:53/L:638
			Drive Shaft	R	F	MT				AW-4828	A:25/B:39/D:53/L:932

	kw/HP		Type	L/R	F/R	AT/MT			ABS			Technical Specification
1.9 dCi	81/110	05/05->02/08	CV Joint						*		GS-3927	A:25/B:33/D:53/L:149,5
			Drive Shaft	L	F	MT			MD BM00; MD BM0G; MD BM1D; MD BM1G; MD CM00; MD CM0G; MD CM1D; MD CM1G		AW-4826	A:25/B:39/D:53/L:638
			Drive Shaft	R	F	MT						AW-4828
1.9 dCi	66/90	11/02->12/05	Drive Shaft	R	F					AW-4828	A:25/B:39/D:53/L:932	
1.9 dCi	85/115	11/02->02/08	Drive Shaft	R	F	MT				AW-4828	A:25/B:39/D:53/L:932	
1.9 dCi (BM0G, CM0G)	88/120	11/02->02/08	CV Joint						*		GS-3927	A:25/B:33/D:53/L:149,5
			Drive Shaft	L	F	MT			MD BM00; MD BM0G; MD BM1D; MD BM1G; MD CM00; MD CM0G; MD CM1D; MD CM1G		AW-4826	A:25/B:39/D:53/L:638
			Drive Shaft	R	F	5MT; 6MT						AW-4828
2.0	169/230	08/06->02/08	Drive Shaft	L	F	MT			MD BM0W; MD BM1T; MD BM2P; MD BM2R; MD CM0W; MD CM2P; MD CM2R; MD EM0W; MD EM1T		AW-4826	A:25/B:39/D:53/L:638
			Drive Shaft	R	F	MT						AW-4828
2.0 16V Turbo	120/163	05/04->02/08	CV Joint						*		GS-3927	A:25/B:33/D:53/L:149,5
			Drive Shaft	L	F	MT			MD BM0W; MD BM1T; MD CM0W; MD CM1T		AW-4826	A:25/B:39/D:53/L:638
			Drive Shaft	R	F	MT			08/04->			AW-4828
MEGANE II Coupé-Cabriolet (EM0/1_) 												
1.6	83/113	09/03->03/09	CV Joint		F	AT			*	MD EM0C; MD EM0J; MD EM1B	GS-3926	A:23/B:30/D:49/L:145
			Drive Shaft	R	F	MT			MD EM0C; MD EM0J; MD EM1B		AW-4821	A:23/B:26/D:49/L:911
			Drive Shaft	L	F							AW-4823
1.6 16V	82/112	01/06->06/08	CV Joint		F	AT			*	MD EM0C; MD EM0J; MD EM1B	GS-3926	A:23/B:30/D:49/L:145
			Drive Shaft	R	F	MT			MD EM0C; MD EM0J; MD EM1B		AW-4821	A:23/B:26/D:49/L:911
			Drive Shaft	L	F							AW-4823
1.9 dCi	96/131	05/05->02/07	Drive Shaft	L	F	MT			MD EM0G; MD EM1D; MD EM1G		AW-4826	A:25/B:39/D:53/L:638
			Drive Shaft	R	F	MT						AW-4828
1.9 dCi	81/110	05/05->03/09	CV Joint						*		GS-3927	A:25/B:33/D:53/L:149,5
			Drive Shaft	L	F	MT			MD EM14		AW-4826	A:25/B:39/D:53/L:638
			Drive Shaft	R	F	MT						AW-4828
1.9 dCi	88/120	09/03->03/09	Drive Shaft	L	F	MT			MD EM0G; MD EM1D; MD EM1G		AW-4826	A:25/B:39/D:53/L:638
			Drive Shaft	R	F	MT						AW-4828
1.9 dCi	85/115	09/03->03/09	Drive Shaft	R	F	MT					AW-4828	A:25/B:39/D:53/L:932
			CV Joint						*			GS-3927
2.0 16V Turbo	120/163	05/04->03/09	Drive Shaft	L	F	MT			MD EM0W		AW-4826	A:25/B:39/D:53/L:638
			Drive Shaft	R	F	MT						AW-4828
MEGANE II Estate (KM0/1_) 												
1.4	72/98	08/03->07/09	CV Joint		F	MT			*	MD KM0B; MD KM0H	GS-3926	A:23/B:30/D:49/L:145
			Drive Shaft	L	F	5MT			trans.type JH		AW-4820	A:23/B:26/D:49/L:674
1.5 dCi	74/101	02/04->03/06	CV Joint		F	AT; MT			*	MD KM02; MD KM0F	GS-3926	A:23/B:30/D:49/L:145
1.5 dCi	63/86	05/05->07/09	Drive Shaft	L	F	5MT				trans.type JH	AW-4820	A:23/B:26/D:49/L:674
1.5 dCi	60/82	08/03->05/06	CV Joint		F	AT; MT			*	MD KM02; MD KM0F	GS-3926	A:23/B:30/D:49/L:145
			Drive Shaft	L	F	5MT			trans.type JH		AW-4820	A:23/B:26/D:49/L:674
1.5 dCi (KM13)	76/103	01/07->07/09	CV Joint		F	MT			*	MD KM1F	GS-3926	A:23/B:30/D:49/L:145
1.5 dCi (KM16, KM1E)	78/106	05/05->06/08	CV Joint		F	MT			*	MD KM1F	GS-3926	A:23/B:30/D:49/L:145
1.6	83/113	08/03->07/09	CV Joint		F	AT			*	MD KM0C; MD KM0J; MD KM1B	GS-3926	A:23/B:30/D:49/L:145
			Drive Shaft	R	F	MT			MD KM0C; MD KM0J; MD KM1B		AW-4821	A:23/B:26/D:49/L:911
			Drive Shaft	L	F							AW-4823

		KW/HP		Type	L/R	F/R	AT/MT			ABS			Technical Specification
1.6 16V		82/112	01/06->08/09	CV Joint		F	AT	*		MD KM0C; MD KM0J; MD KM1B		GS-3926	A:23/B:30/D:49/L:145
				Drive Shaft	R	F	MT		MD KM0C; MD KM0J; MD KM1B		AW-4821	A:23/B:26/D:49/L:911	
				Drive Shaft	L	F					AW-4823	A:23/B:26/D:49/L:675	
1.9 dCi		68/92	03/04->02/07	Drive Shaft	L	F	MT			MD KM00; MD KM0G; MD KM1D; MD KM1G		AW-4826	A:25/B:39/D:53/L:638
				Drive Shaft	R	F	MT				AW-4828	A:25/B:39/D:53/L:932	
1.9 dCi		66/90	04/04->12/05	Drive Shaft	R	F						AW-4828	A:25/B:39/D:53/L:932
1.9 dCi		85/115	05/05->07/09	Drive Shaft	R	F						AW-4828	A:25/B:39/D:53/L:932
1.9 dCi		96/131	05/05->07/09	Drive Shaft	L	F	MT			MD KM00; MD KM0G; MD KM1D; MD KM1G		AW-4826	A:25/B:39/D:53/L:638
				Drive Shaft	R	F	MT				AW-4828	A:25/B:39/D:53/L:932	
1.9 dCi		81/110	05/05->07/09	CV Joint				*				GS-3927	A:25/B:33/D:53/L:149,5
				Drive Shaft	L	F	MT			MD KM14		AW-4826	A:25/B:39/D:53/L:638
				Drive Shaft	R	F	MT					AW-4828	A:25/B:39/D:53/L:932
1.9 dCi		88/120	08/03->07/09	Drive Shaft	L	F	MT			MD KM00; MD KM0G; MD KM1D; MD KM1G		AW-4826	A:25/B:39/D:53/L:638
				Drive Shaft	R	F	MT					AW-4828	A:25/B:39/D:53/L:932
MEGANE II Saloon (LM0/1_) 													
1.4		60/82	09/03->	CV Joint		F	MT	*		MD LM08; MD LM0B; MD LM0H; MD LM1A		GS-3926	A:23/B:30/D:49/L:145
				Drive Shaft	L	F	5MT			trans.type JH		AW-4820	A:23/B:26/D:49/L:674
1.4		72/98	09/03->	CV Joint		F	MT	*		MD LM08; MD LM0B; MD LM0H; MD LM1A; MD LM1S		GS-3926	A:23/B:30/D:49/L:145
				Drive Shaft	L	F	5MT			trans.type JH		AW-4820	A:23/B:26/D:49/L:674
1.5 dCi		74/101	02/04->	CV Joint		F		*		MD LM02; MD LM0F; MD LM0T		GS-3926	A:23/B:30/D:49/L:145
1.5 dCi		63/86	05/05->	CV Joint		F	MT	*		MD LM1F		GS-3926	A:23/B:30/D:49/L:145
				Drive Shaft	L	F	5MT			trans.type JH		AW-4820	A:23/B:26/D:49/L:674
1.5 dCi		60/82	09/03->	CV Joint		F		*		MD LM02; MD LM0F; MD LM0T		GS-3926	A:23/B:30/D:49/L:145
				Drive Shaft	L	F	5MT			trans.type JH		AW-4820	A:23/B:26/D:49/L:674
1.6		77/105	05/05->	Drive Shaft	R	F	5MT			MD KM2F; MD KM2L; MD LM2F; MD LM2L		AW-4821	A:23/B:26/D:49/L:911
1.6		83/113	09/03->	CV Joint		F	AT	*		MD LM0C; MD LM0J; MD LM1B; MD LM1R		GS-3926	A:23/B:30/D:49/L:145
				Drive Shaft	R	F	MT			MD LM0C; MD LM0J; MD LM1B; MD LM1R; MD LM2E; MD LM2F		AW-4821	A:23/B:26/D:49/L:911
				Drive Shaft	L	F					AW-4823	A:23/B:26/D:49/L:675	
1.6 16V		82/112	01/06->	CV Joint		F	AT	*		MD LM0C; MD LM0J; MD LM1B; MD LM1R		GS-3926	A:23/B:30/D:49/L:145
				Drive Shaft	R	F	MT			MD LM0C; MD LM0J; MD LM1B; MD LM1R; MD LM2E; MD LM2F		AW-4821	A:23/B:26/D:49/L:911
				Drive Shaft	L	F					AW-4823	A:23/B:26/D:49/L:675	
1.9 dCi		68/92	03/04->	Drive Shaft	L	F	MT			MD LM00; MD LM0G; MD LM1G		AW-4826	A:25/B:39/D:53/L:638
				Drive Shaft	R	F	MT			-->08/06		AW-4828	A:25/B:39/D:53/L:932
1.9 dCi		96/131	05/05->	Drive Shaft	L	F	MT			MD LM00; MD LM0G; MD LM1G		AW-4826	A:25/B:39/D:53/L:638
				Drive Shaft	R	F	MT			-->10/12		AW-4828	A:25/B:39/D:53/L:932
1.9 dCi		66/90	09/03->12/05	Drive Shaft	L	F	6MT			MD LM00; MD LM0G; MD LM1G		AW-4826	A:25/B:39/D:53/L:638
				Drive Shaft	R	F					AW-4828	A:25/B:39/D:53/L:932	
1.9 dCi (LM0G, LM1G, LM2C)		88/120	09/03->	Drive Shaft	L	F	MT			MD LM00; MD LM0G; MD LM1G		AW-4826	A:25/B:39/D:53/L:638
				Drive Shaft	R	F	MT			-->11/08		AW-4828	A:25/B:39/D:53/L:932
1.9 dCi (LM14, LM1D)		81/110	05/05->	CV Joint				*				GS-3927	A:25/B:33/D:53/L:149,5
				Drive Shaft	L	F	MT			MD LM14		AW-4826	A:25/B:39/D:53/L:638
				Drive Shaft	R	F	MT			-->11/08		AW-4828	A:25/B:39/D:53/L:932



KW/HP



Type

L/R

F/R

AT/MT



ABS



Technical Specification

MEGANE Scenic [JA0/1]

Model	Power (KW/HP)	Period	Type	L/R	F/R	AT/MT	Steering	ABS	Part No.	Technical Specification
1.4 i (JA0E)	55/75	01/97->09/99	CV Joint		F		*	44	MD JA0D; MD JA0E; MD JA0W; MD JA10; MD JA1H	GS-3623 A:21/B:22/D:51,5/L:139,5
			Drive Shaft	L	F			44	Tripod Rotler Diameter [mm]: 29,95; 09/98->; MD JA0E	AW-4536 A:21/D:57/L:645,7
			Drive Shaft	R	F			44		AW-4537 A:21/B:23/D:57/L:750
			Drive Shaft	R	F			44	->09/98; MD JA0E	AW-4538 A:21/B:23/D:52,2/L:752
			Drive Shaft	R	F			44		AW-4539 A:21/B:23/D:49,8/L:741,5
			Drive Shaft	L	F			44	Tripod Rotler Diameter [mm]: 29,95; 10/98->	AW-4695 A:21/D:57/L:646
1.6 16V (JA0B, JA04, JA11)	79/107	04/98->10/99	CV Joint			AT	*	44		GS-3866 A:23/B:30/D:57,5/L:145
			Drive Shaft	L	F			44	Tripod Rotler Diameter [mm]: 29,95; + ABS; 07/98->; trans.type JC5 - JB3	AW-4692 A:23/D:57/L:656,5
1.6 e (JA0F)	66/90	10/96->10/99	CV Joint		F	MT	*	44	MD JA0F	GS-3623 A:21/B:22/D:51,5/L:139,5
			Drive Shaft	L	F	MT		44	Tripod Rotler Diameter [mm]: 29,95; 09/98->; MD JA0F	AW-4536 A:21/D:57/L:645,7
			Drive Shaft	R	F			44		AW-4537 A:21/B:23/D:57/L:750
			Drive Shaft	R	F	MT		44	->09/98; MD JA0F	AW-4538 A:21/B:23/D:52,2/L:752
			Drive Shaft	R	F			44		AW-4539 A:21/B:23/D:49,8/L:741,5
			Drive Shaft	L	F	MT		44	Tripod Rotler Diameter [mm]: 29,95; prod.#199809->	AW-4695 A:21/D:57/L:646
1.6 i (JA0L)	55/75	01/97->09/99	CV Joint		F	MT	*	44	MD JA0L	GS-3623 A:21/B:22/D:51,5/L:139,5
			CV Joint		F	MT	*	44	06/98->; MD JA00; MD JA04	GS-3644 A:23/B:35/D:57,5/L:158
			Drive Shaft	L	F	MT		44	Tripod Rotler Diameter [mm]: 29,95; 09/98->; MD JA0L	AW-4536 A:21/D:57/L:645,7
			Drive Shaft	R	F			44		AW-4537 A:21/B:23/D:57/L:750
			Drive Shaft	R	F	MT		44	->09/98; MD JA0L	AW-4538 A:21/B:23/D:52,2/L:752
			Drive Shaft	R	F			44		AW-4539 A:21/B:23/D:49,8/L:741,5
			Drive Shaft	R	F	MT		44	06/98->; MD JA00; MD JA04; MD JA0B; MD JA11; MD JA1J	AW-4693 A:23/B:23/D:56,3/L:744
			Drive Shaft	L	F			44	Tripod Rotler Diameter [mm]: 29,95; ->06/99; 10/98->	AW-4695 A:21/D:57/L:646
			Drive Shaft	L	F	MT		44	Tripod Rotler Diameter [mm]: 29,95; MD JA0B; MD JA11; MD JA1J	AW-4767 A:23/D:56/L:650
			Drive Shaft	R	F			44		AW-4537 A:21/B:23/D:57/L:750
1.9 D (JA0J)	47/64	03/97->09/99	Drive Shaft	R	F			44		AW-4539 A:21/B:23/D:49,8/L:741,5
			Drive Shaft	L	F			44	Tripod Rotler Diameter [mm]: 29,95; 06/98->; MD JA0J	AW-4767 A:23/D:56/L:650
			Drive Shaft	R	F			44		AW-4688 A:23/B:23/D:57,5/L:748
1.9 dT (JA0K, JA0Y)	66/90	01/97->09/99	Drive Shaft	L	F			44	Tripod Rotler Diameter [mm]: 29,95	AW-4689 A:23/D:57,5/L:654
			Drive Shaft	L	F			44	Tripod Rotler Diameter [mm]: 29,95; 06/98->; MD FA0J	AW-4767 A:23/D:56/L:650
1.9 dTi (JA0N)	72/98	04/97->09/99	CV Joint		F	MT	*	44	->06/98; MD FA0N; MD JA0N	GS-3384 A:23/B:25/D:56,3/L:145,5
			Drive Shaft	R	F			44		AW-4688 A:23/B:23/D:57,5/L:748
			Drive Shaft	L	F			44	Tripod Rotler Diameter [mm]: 29,95	AW-4689 A:23/D:57,5/L:654
			Drive Shaft	R	F	MT		44	06/98->; MD FA0N; MD JA05; MD JA0N; MD JA1F; MD JA1U	AW-4693 A:23/B:23/D:56,3/L:744
			Drive Shaft	L	F	MT		44	Tripod Rotler Diameter [mm]: 29,95; MD JA1U	AW-4767 A:23/D:56/L:650
2.0 i (JA0G)	84/114	01/97->09/99	CV Joint		F	MT	*	44	06/98->; MD JA0C; MD JA06; MD JA13; MD JA1B; MD JA1D; MD JA1L; MD JA1S	GS-3644 A:23/B:35/D:57,5/L:158
			Drive Shaft	R	F			44	->06/98	AW-4545 A:23/B:23/D:56,8/L:750,5
			Drive Shaft	R	F			44		AW-4688 A:23/B:23/D:57,5/L:748
			Drive Shaft	L	F			44	Tripod Rotler Diameter [mm]: 29,95	AW-4689 A:23/D:57,5/L:654
			Drive Shaft	L	F			44	Tripod Rotler Diameter [mm]: 29,95; + ABS; 07/98->; trans.type JB 3; trans.type JC 5	AW-4692 A:23/D:57/L:656,5
2.0 i (JA0G)	80/109	01/99->09/99	Drive Shaft	R	F	MT		44	06/98->; MD JA0C; MD JA06; MD JA13; MD JA1B; MD JA1D; MD JA1L	AW-4693 A:23/B:23/D:56,3/L:744
			CV Joint		F	MT	*	44	MD JA0C; MD JA0G; MD JA13; MD JA1B; MD JA1L; MD JA1S	GS-3644 A:23/B:35/D:57,5/L:158
			Drive Shaft	R	F			44		AW-4688 A:23/B:23/D:57,5/L:748
			Drive Shaft	L	F			44	Tripod Rotler Diameter [mm]: 29,95	AW-4689 A:23/D:57,5/L:654
			Drive Shaft	L	F			44	Tripod Rotler Diameter [mm]: 29,95; + ABS; trans.type JC 5 - JB 1/3	AW-4692 A:23/D:57/L:656,5
			Drive Shaft	R	F	MT		44	MD JA0C; MD JA0G; MD JA13; MD JA1B; MD JA1D; MD JA1L	AW-4693 A:23/B:23/D:56,3/L:744



kW/HP



Type

L/R

F/R

AT/MT



ABS



Technical Specification

MODUS / GRAND MODUS [F/JP0_]

1.2 (FP0C, FP0K, FP0P)	48/65	05/05->	CV Joint				*	- ABS; + ABS	GS-4000	A:23/B:28/D:49/L:138			
			Drive Shaft	R	F				MD FP0C; MD FP0K; MD JP0C; MD JP0K; MD JP0P; MD JP0S; MD JP0T	AW-5460	A:23/B:26/D:49/L:890		
1.2 (JP0C, JP0K, FP0C, FP0K, FP0P, JP0P, JP0T)	55/75	12/04->	CV Joint				*	- ABS; + ABS	GS-4000	A:23/B:28/D:49/L:138			
			Drive Shaft	R	F				MD FP0C; MD FP0K; MD JP0C; MD JP0K; MD JP0P; MD JP0S; MD JP0T	AW-5460	A:23/B:26/D:49/L:890		
1.2 (JP0S)	58/78	12/04->	CV Joint				5MT	*	GS-4000	A:23/B:28/D:49/L:138			
			CV Joint					6MT	*	GS-4754	A:25/B:32/D:52,8/L:148		
1.2 16V Hi-Flex	55/75	10/08->	CV Joint					* - ABS; + ABS	GS-4000	A:23/B:28/D:49/L:138			
1.2 16V (JP0W)	74/101	05/07->	Drive Shaft	R	F				MD FP0C; MD FP0K; MD JP0C; MD JP0K; MD JP0P; MD JP0S; MD JP0T	AW-5460	A:23/B:26/D:49/L:890		
			CV Joint							MD JP01; MD JP0A; MD JP0J	GS-3926	A:23/B:30/D:49/L:145	
1.4 (JP01, JP0J)	72/98	12/04->	CV Joint					*	- ABS; + ABS	GS-4000	A:23/B:28/D:49/L:138		
			Drive Shaft	L	F					MD JP01; MD JP0A; MD JP0J	AW-4864	A:23/B:26/D:49/L:649	
			Drive Shaft	R	F						MD JP01; MD JP0A; MD JP0J	AW-4865	A:23/B:26/D:49/L:897
			CV Joint							*	04/05->; MD JP0D; MD FP0E; MD FP0G; MD JP0E; MD FP0G; MD JP0D; MD JP0E; MD JP0F; MD JP0G	GS-3926	A:23/B:30/D:49/L:145
1.5 dCi (FP0F, JP0F)	63/86	12/04->	Drive Shaft	L	F				04/05->; MD FP0D; MD FP0E; MD FP0G; MD JP0E; MD JP0D; MD JP0E; MD JP0F; MD JP0G	AW-4864	A:23/B:26/D:49/L:649		
			Drive Shaft	R	F						04/05->; MD FP0D; MD FP0E; MD FP0G; MD JP0E; MD JP0D; MD JP0E; MD JP0F; MD JP0G	AW-4865	A:23/B:26/D:49/L:897
1.5 dCi (FP0G, JP0G)	50/68	12/04->	CV Joint					*	04/05->; MD FP0D; MD FP0E; MD FP0G; MD JP0E; MD JP0D; MD JP0E; MD JP0F; MD JP0G	GS-3926	A:23/B:30/D:49/L:145		
			Drive Shaft	L	F						04/05->; MD FP0D; MD FP0E; MD FP0G; MD JP0E; MD JP0D; MD JP0E; MD JP0F; MD JP0G	AW-4864	A:23/B:26/D:49/L:649
1.5 dCi (FP0G, JP0G)	50/68	12/04->	Drive Shaft	R	F					04/05->; MD FP0D; MD FP0E; MD FP0G; MD JP0E; MD JP0D; MD JP0E; MD JP0F; MD JP0G	AW-4865	A:23/B:26/D:49/L:897	
			CV Joint							*	MD FP0D; MD FP0E; MD FP0G; MD JP0E; MD JP0D; MD JP0E; MD JP0F; MD JP0G	GS-3926	A:23/B:30/D:49/L:145
1.5 dCi (JP02)	76/103	05/07->	CV Joint					*		GS-4754	A:25/B:32/D:52,8/L:148		
			Drive Shaft	L	F					MD FP0D; MD FP0E; MD FP0G; MD JP0E; MD JP0D; MD JP0E; MD JP0F; MD JP0G	AW-4864	A:23/B:26/D:49/L:649	
			Drive Shaft	R	F						MD FP0D; MD FP0E; MD FP0G; MD JP0E; MD JP0D; MD JP0E; MD JP0F; MD JP0G	AW-4865	A:23/B:26/D:49/L:897
1.5 dCi (JP0G, JP0H)	78/106	05/05->	CV Joint					*		GS-3926	A:23/B:30/D:49/L:145		
			CV Joint							*	MD FP0D; MD FP0E; MD FP0G; MD JP0E; MD JP0D; MD JP0E; MD JP0F; MD JP0G	GS-4754	A:25/B:32/D:52,8/L:148
			Drive Shaft	L	F						MD FP0D; MD FP0E; MD FP0G; MD JP0E; MD JP0D; MD JP0E; MD JP0F; MD JP0G	AW-4864	A:23/B:26/D:49/L:649
1.5 dCi 75	55/75	10/10->	Drive Shaft	R	F					MD FP0D; MD FP0E; MD FP0G; MD JP0E; MD JP0D; MD JP0E; MD JP0F; MD JP0G	AW-4865	A:23/B:26/D:49/L:897	
			CV Joint							*	DR 5	GS-4000	A:23/B:28/D:49/L:138
1.5 dCi 90	65/88	10/10->	CV Joint					*	DR 5	GS-4000	A:23/B:28/D:49/L:138		
1.6 (JP0L, JP0B, JP0U, JP0Y, JP1G)	82/112	12/04->	CV Joint					*		GS-3926	A:23/B:30/D:49/L:145		
			Drive Shaft	R	F		MT			MD JP0B; MD JP0U; MD JP0V	AW-4865	A:23/B:26/D:49/L:897	
1.6 (JP0L, JP0V)	65/88	12/04->	CV Joint					*		GS-3926	A:23/B:30/D:49/L:145		
			Drive Shaft	R	F		MT			MD JP0B; MD JP0U; MD JP0V	AW-4865	A:23/B:26/D:49/L:897	

SAFRANE I [B54_]

2.1 dT [B546]	65/88	11/93->07/96	CV Joint					*	- ABS	GS-3385	A:23/B:25/D:56,2/L:141,5
2.2 [B541]	79/107	04/92->07/96	CV Joint					*	- ABS	GS-3385	A:23/B:25/D:56,2/L:141,5
2.2 [B543]	101/137	04/92->07/96	CV Joint					*	- ABS	GS-3385	A:23/B:25/D:56,2/L:141,5
2.5 dT [B548]	83/113	12/92->07/96	CV Joint					*	- ABS	GS-3385	A:23/B:25/D:56,2/L:141,5

SAFRANE II [B54_]

2.0 16V [B54L]	100/136	07/96->12/00	CV Joint	L; R	F		MT	*	30	11/96->	GS-3643	A:23/B:27/D:64/L:152,5
2.2 dT [B54G]	83/113	07/96->12/00	CV Joint	L; R	F		MT	*	30	--04/00; 11/96->	GS-3643	A:23/B:27/D:64/L:152,5
2.5 20V [B54F]	121/165	07/96->12/00	CV Joint	L; R	F		MT	*	30		GS-3643	A:23/B:27/D:64/L:152,5



KW/HP



Type

L/R

F/R

AT/MT



ABS



Technical Specification

SANDERO/STEPWAY I












1.4	55/75	02/09->	Drive Shaft	L	F				Tripod Roller Diameter [mm]: 29,95; - ABS; + ABS; MD B50A; MD B50C; MD B50E; MD B50G; MD B512; MD B51F	AW-4866	A:21/D:49/L:681
-----	-------	---------	-------------	---	---	--	--	--	--	---------	-----------------










SCÉNIC I (JA0/1_)










1.4 16V (JA0D, JA1H, Ja0W, JA10)	70/95	09/99->08/03	CV Joint		F		*	44	MD JA0D; MD JA0W; MD JA10; MD JA1H	GS-3623	A:21/B:22/D:51,5/L:139,5	
			Drive Shaft	L	F			44	Tripod Roller Diameter [mm]: 29,95; MD JA0D; MD JA0W; MD JA10; MD JA1H	AW-4536	A:21/D:57/L:645,7	
1.6	79/107	09/99->09/03	Drive Shaft	L	F			44	Tripod Roller Diameter [mm]: 29,95	AW-4695	A:21/D:57/L:646	
			Drive Shaft	L	F			44	Tripod Roller Diameter [mm]: 29,95; trans.type JB13/JC5	AW-4689	A:23/D:57,5/L:654	
1.8 16V (JA12, JA1R, JA1M, JA1A)	85/115	01/01->08/03	CV Joint		F		*	44	MD JA12; MD JA1A; MD JA1M; MD JA1R	GS-3644	A:23/B:35/D:57,5/L:158	
			Drive Shaft	R	F			44		AW-4688	A:23/B:23/D:57,5/L:748	
			Drive Shaft	L	F			44	Tripod Roller Diameter [mm]: 29,95	AW-4689	A:23/D:57,5/L:654	
			Drive Shaft	L	F			44	Tripod Roller Diameter [mm]: 29,95; + ABS	AW-4692	A:23/D:57/L:656,5	
			Drive Shaft	R	F			44	MD JA1A; MD JA1M	AW-4693	A:23/B:23/D:56,3/L:744	
			Drive Shaft	R	F			44	+ ABS; 02/01->	AW-4788	A:23/B:23/D:57,5/L:750	
1.9 dCi (JA05, JA1F)	75/102	09/99->08/03	CV Joint				*	44	+ ABS	GS-3866	A:23/B:30/D:57,5/L:145	
			Drive Shaft	R	F			44		AW-4688	A:23/B:23/D:57,5/L:748	
			Drive Shaft	L	F			44	Tripod Roller Diameter [mm]: 29,95	AW-4689	A:23/D:57,5/L:654	
			Drive Shaft	R	F		MT	44	->01/01; MD JA05; MD JA1F	AW-4693	A:23/B:23/D:56,3/L:744	
1.9 dCi RX4	75/102	11/00->08/03	CV Joint				*	44		GS-3817	A:23/B:23/D:58,8/L:146	
			Drive Shaft	R	F		MT	44	->01/01; MD JA05; MD JA1F	AW-4693	A:23/B:23/D:56,3/L:744	
1.9 dTi (JA0N)	72/98	09/99->08/03	Drive Shaft	R	F		MT	44	MD JA0N	AW-4693	A:23/B:23/D:56,3/L:744	
			CV Joint				*	44		GS-3866	A:23/B:30/D:57,5/L:145	
1.9 dTi (JA1U)	59/80	02/01->08/03	Drive Shaft	R	F			44		AW-4688	A:23/B:23/D:57,5/L:748	
			Drive Shaft	L	F			44	Tripod Roller Diameter [mm]: 29,95	AW-4689	A:23/D:57,5/L:654	
			Drive Shaft	R	F			44	->09/01; MD JA1U	AW-4693	A:23/B:23/D:56,3/L:744	
			Drive Shaft	L	F			44	Tripod Roller Diameter [mm]: 29,95; MD JA1U	AW-4767	A:23/D:56/L:650	
2.0 16V	103/140	09/99->08/03	CV Joint	L	F		MT	*	44	MD JA0C; MD JA13; MD JA15	GS-3644	A:23/B:35/D:57,5/L:158
			Drive Shaft	R	F			44		AW-4688	A:23/B:23/D:57,5/L:748	
			Drive Shaft	L	F			44	Tripod Roller Diameter [mm]: 29,95	AW-4689	A:23/D:57,5/L:654	
			Drive Shaft	R	F		MT	44	->01/01; MD JA0C; MD JA13	AW-4693	A:23/B:23/D:56,3/L:744	
2.0 16V (JA1B, JA1D)	102/139	07/00->08/03	CV Joint		F		MT	*	44	MD JA1B; MD JA1D; MD JA1L	GS-3644	A:23/B:35/D:57,5/L:158
			Drive Shaft	R	F			44		AW-4688	A:23/B:23/D:57,5/L:748	
			Drive Shaft	L	F			44	Tripod Roller Diameter [mm]: 29,95	AW-4689	A:23/D:57,5/L:654	
			Drive Shaft	L	F			44	Tripod Roller Diameter [mm]: 29,95; + ABS	AW-4692	A:23/D:57/L:656,5	
2.0 16V RX4	102/139	06/00->08/03	Drive Shaft	R	F		MT	44	MD JA1B; MD JA1D; MD JA1L	AW-4693	A:23/B:23/D:56,3/L:744	
			CV Joint	L	F		MT	*	44	MD JA0C; MD JA13; MD JA15	GS-3644	A:23/B:35/D:57,5/L:158
			CV Joint					*	44		GS-3817	A:23/B:23/D:58,8/L:146
			Drive Shaft	R	F		MT	44	->01/01; MD JA0C; MD JA13	AW-4693	A:23/B:23/D:56,3/L:744	







SCÉNIC II (JM0/1_)

1.4 (JM0B, JM0H, JM1A)	72/98	06/03->	CV Joint				*			GS-3962	A:25/B:22/D:52,6/L:143	
1.5 dCi (JM0F)	60/82	06/03->	CV Joint				*			GS-3961	A:25/B:30/D:52,6/L:146	
1.5 dCi (JM1E)	78/106	05/05->	CV Joint					MT	*	GS-3962	A:25/B:22/D:52,6/L:143	
1.5 dCi (JM1F)	63/86	05/05->	CV Joint				*			GS-3961	A:25/B:30/D:52,6/L:146	
1.6 (JM0C, JM0J, JM1B)	83/113	06/03->	CV Joint				*			GS-3962	A:25/B:22/D:52,6/L:143	
1.6 16V (JM1R)	82/112	10/05->	CV Joint				*		->05/09	GS-3962	A:25/B:22/D:52,6/L:143	
1.9 D	85/116	06/06->	Drive Shaft	R	F			AT; MT		->11/08; trans.type DP0; trans.type ND0	AW-4828	A:25/B:39/D:53/L:932

	kw/HP		Type	L/R	F/R	AT/MT			ABS			Technical Specification
1.9 dCi (JM06, JM12, JM1G, JM2C)	88/120	06/03->	CV Joint						*		GS-3927	A:25/B:33/D:53/L:149,5
			Drive Shaft	L	F	MT			MD JM06; MD JM12; MD JM1D; MD JM1G		AW-4826	A:25/B:39/D:53/L:638
			Drive Shaft	R	F	AT; MT			--05/06; trans.type DP0; trans.type ND0		AW-4828	A:25/B:39/D:53/L:932
1.9 dCi (JM14)	96/131	05/05->	CV Joint						*		GS-3927	A:25/B:33/D:53/L:149,5
			CV Joint		F				--10/08		GS-3935	A:36/B:30/D:59,5/L:95,5
			Drive Shaft	L	F	MT			MD JM06; MD JM12; MD JM1D; MD JM1G		AW-4826	A:25/B:39/D:53/L:638
1.9 dCi (JM15)	81/110	05/05->	Drive Shaft	R	F	AT; MT			--05/09; trans.type DP0; trans.type ND0		AW-4828	A:25/B:39/D:53/L:932
			Drive Shaft	L	F	MT			MD JM14; MD JM15; MD JM17		AW-4826	A:25/B:39/D:53/L:638
			Drive Shaft	R	F	AT; MT			--11/08; trans.type DP0; trans.type ND0		AW-4828	A:25/B:39/D:53/L:932
2.0 (JM05, JM0U, JM1N, JM1U, JM2V)	99/135	06/03->	CV Joint						*		GS-3927	A:25/B:33/D:53/L:149,5
			Drive Shaft	L	F	6MT			MD JM05; MD JM0U; MD JM1N; MD JM1U; MD JM2V		AW-4826	A:25/B:39/D:53/L:638
			Drive Shaft	R	F	MT			--06/09		AW-4828	A:25/B:39/D:53/L:932
2.0 16V Turbo (JM0W)	120/163	05/04->	CV Joint						*		GS-3927	A:25/B:33/D:53/L:149,5
			Drive Shaft	L	F	6MT			MD JM0W; MD JM1T		AW-4826	A:25/B:39/D:53/L:638
			Drive Shaft	R	F	AT; MT			--11/08		AW-4828	A:25/B:39/D:53/L:932
SCÉNIC III (JZ0/1_) 												
1.9 dCi	96/131	02/09->	CV Joint						*		GS-3927	A:25/B:33/D:53/L:149,5
SUPER 5 (B/C40_) 												
1.0 (B/C/400)	30/41	10/84->10/88	Drive Shaft	L	F						AW-4268	A:21/D:46,2/L:612
1.1 (B/C/401)	34/46	10/84->10/88	Drive Shaft	L	F						AW-4268	A:21/D:46,2/L:612
1.1 (B/C/401, B/C40H)	33/45	01/86->03/95	Drive Shaft	L	F						AW-4268	A:21/D:46,2/L:612
1.4 (B/C/407) CAT	43/58	10/85->12/96	Drive Shaft	L	F						AW-4268	A:21/D:46,2/L:612
1.4 (B/C402)	43/59	10/84->06/88	Drive Shaft	L	F						AW-4268	A:21/D:46,2/L:612
1.4 (B/C403)	52/71	10/84->07/89	Drive Shaft	L	F						AW-4268	A:21/D:46,2/L:612
1.4 (B/C40J)	49/67	06/87->07/89	Drive Shaft	L	F						AW-4268	A:21/D:46,2/L:612
1.4 (B/C40M)	44/60	06/87->08/90	Drive Shaft	L	F						AW-4268	A:21/D:46,2/L:612
SYMBOL II (LU1/2_) 												
1.2 16V (LU2V)	55/75	09/08->	Drive Shaft	L	F	MT			44		Tripod Roller Diameter [mm]: 29,95; --06/14; MD Symbol; MD Thalia	AW-4602 A:21/D:57/L:629
1.6 16V	77/105	09/08->	Drive Shaft	L	F	MT			44		Tripod Roller Diameter [mm]: 29,95; --06/14; --12/12; MD Symbol; MD Thalia	AW-4602 A:21/D:57/L:629
THALIA I (LB0/1/2_) 												
1.2 16V	55/75	04/02->	Drive Shaft	L	F	MT			44		Tripod Roller Diameter [mm]: 29,95; --02/09; --08/08; 11/03->; MD Clío Symbol; MD Clío Thalia; MD LB19	AW-4602 A:21/D:57/L:629
1.4	55/75	08/00->	CV Joint						*	26	+ ABS	GS-3699 A:21/B:30/D:52,2/L:144,5
			Drive Shaft	L	F				44		Tripod Roller Diameter [mm]: 29,95; --10/05; 11/02->	AW-4602 A:21/D:57/L:629
1.4 16V	72/98	08/00->	CV Joint						*	26	+ ABS	GS-3699 A:21/B:30/D:52,2/L:144,5
			Drive Shaft	L	F	MT			44		Tripod Roller Diameter [mm]: 29,95; --02/09; 11/02->; MD Clío Symbol; MD Clío Thalia	AW-4602 A:21/D:57/L:629
1.5 dCi	48/65	04/02->	CV Joint						*	26	+ ABS	GS-3699 A:21/B:30/D:52,2/L:144,5
			Drive Shaft	L	F				44		Tripod Roller Diameter [mm]: 29,95; --02/09; 11/02->; MD LB1W	AW-4602 A:21/D:57/L:629
TRAFIC Box (T1, T3, T4) 												
1.4	35/48	03/80->04/89	Drive Shaft	L; R	F						num. of teeth 25	AW-4287 A:25/B:27/D:56,3/L:713,5
			Drive Shaft	L; R	F						num. of teeth 23	AW-4288 A:23/B:27/D:56,3/L:712,5
1.6	48/65	01/83->06/86	Drive Shaft	L; R	F						num. of teeth 25	AW-4287 A:25/B:27/D:56,3/L:713,5
			Drive Shaft	L; R	F						num. of teeth 23	AW-4288 A:23/B:27/D:56,3/L:712,5

	kw/HP		Type	L/R	F/R	AT/MT			ABS			Technical Specification
1.6 4x4	48/65	08/85->06/86	Drive Shaft	L; R	F						AW-4287	A:25/B:27/D:56,3/L:713,5
			Drive Shaft	L; R	F						AW-4288	A:23/B:27/D:56,3/L:712,5
1.7	50/68	06/86->04/89	Drive Shaft	L; R	F						AW-4287	A:25/B:27/D:56,3/L:713,5
			Drive Shaft	L; R	F						AW-4288	A:23/B:27/D:56,3/L:712,5
2.0	59/80	06/86->04/89	Drive Shaft	L; R	F						AW-4287	A:25/B:27/D:56,3/L:713,5
			Drive Shaft	L; R	F						AW-4288	A:23/B:27/D:56,3/L:712,5
2.0 4x4	59/80	06/86->04/89	Drive Shaft	L; R	F						AW-4287	A:25/B:27/D:56,3/L:713,5
			Drive Shaft	L; R	F						AW-4288	A:23/B:27/D:56,3/L:712,5
2.1 D	43/58	09/80->04/89	Drive Shaft	L; R	F						AW-4287	A:25/B:27/D:56,3/L:713,5
			Drive Shaft	L; R	F						AW-4288	A:23/B:27/D:56,3/L:712,5
2.1 D 4x4	43/58	11/86->04/89	Drive Shaft	L; R	F						AW-4287	A:25/B:27/D:56,3/L:713,5
			Drive Shaft	L; R	F						AW-4288	A:23/B:27/D:56,3/L:712,5
TRAFIC Box (TXX) 												
1.4	35/48	05/89->06/91	Drive Shaft	L; R	F						AW-4287	A:25/B:27/D:56,3/L:713,5
1.7	50/68	08/92->08/94	Drive Shaft	L; R	F						AW-4287	A:25/B:27/D:56,3/L:713,5
1.9 D	44/60	06/97->03/01	Drive Shaft	L; R	F						AW-4287	A:25/B:27/D:56,3/L:713,5
2.0	59/80	05/89->08/90	Drive Shaft	L; R	F						AW-4287	A:25/B:27/D:56,3/L:713,5
2.1 D	43/58	05/89->06/94	Drive Shaft	L; R	F						AW-4287	A:25/B:27/D:56,3/L:713,5
2.1 D	47/64	06/94->10/97	Drive Shaft	L; R	F						AW-4287	A:25/B:27/D:56,3/L:713,5
2.2	70/95	05/89->06/94	Drive Shaft	L; R	F						AW-4287	A:25/B:27/D:56,3/L:713,5
2.2	74/101	06/94->10/97	Drive Shaft	L; R	F						AW-4287	A:25/B:27/D:56,3/L:713,5
2.2 4x4	70/95	05/89->06/94	Drive Shaft	L; R	F						AW-4287	A:25/B:27/D:56,3/L:713,5
2.2 4x4	74/101	06/94->10/97	Drive Shaft	L; R	F						AW-4287	A:25/B:27/D:56,3/L:713,5
2.5 D	55/75	05/89->03/01	Drive Shaft	L; R	F						AW-4287	A:25/B:27/D:56,3/L:713,5
TRAFIC Bus (T5, T6, T7) 												
1.4	35/48	03/80->04/89	Drive Shaft	L; R	F						AW-4287	A:25/B:27/D:56,3/L:713,5
			Drive Shaft	L; R	F						AW-4288	A:23/B:27/D:56,3/L:712,5
1.6	48/65	01/84->06/86	Drive Shaft	L; R	F						AW-4287	A:25/B:27/D:56,3/L:713,5
			Drive Shaft	L; R	F						AW-4288	A:23/B:27/D:56,3/L:712,5
1.6 4x4	48/65	03/80->08/86	Drive Shaft	L; R	F						AW-4287	A:25/B:27/D:56,3/L:713,5
			Drive Shaft	L; R	F						AW-4288	A:23/B:27/D:56,3/L:712,5
1.7	50/68	06/86->04/89	Drive Shaft	L; R	F						AW-4287	A:25/B:27/D:56,3/L:713,5
			Drive Shaft	L; R	F						AW-4288	A:23/B:27/D:56,3/L:712,5
2.0	59/80	06/86->04/89	Drive Shaft	L; R	F						AW-4287	A:25/B:27/D:56,3/L:713,5
			Drive Shaft	L; R	F						AW-4288	A:23/B:27/D:56,3/L:712,5
2.0 4x4	59/80	06/86->04/89	Drive Shaft	L; R	F						AW-4287	A:25/B:27/D:56,3/L:713,5
			Drive Shaft	L; R	F						AW-4288	A:23/B:27/D:56,3/L:712,5
2.1 D	43/58	03/80->04/89	Drive Shaft	L; R	F						AW-4287	A:25/B:27/D:56,3/L:713,5
			Drive Shaft	L; R	F						AW-4288	A:23/B:27/D:56,3/L:712,5
TRAFIC Bus (TXW) 												
1.7	50/68	08/92->08/94	Drive Shaft	L; R	F						AW-4287	A:25/B:27/D:56,3/L:713,5
1.9 D	44/60	06/97->03/01	Drive Shaft	L; R	F						AW-4287	A:25/B:27/D:56,3/L:713,5
2.0	59/80	05/89->08/90	Drive Shaft	L; R	F						AW-4287	A:25/B:27/D:56,3/L:713,5
2.1 D	43/58	05/89->06/94	Drive Shaft	L; R	F						AW-4287	A:25/B:27/D:56,3/L:713,5
2.1 D	47/64	06/94->10/97	Drive Shaft	L; R	F						AW-4287	A:25/B:27/D:56,3/L:713,5

		KW/HP		Type	L/R	F/R	AT/MT			ABS			Technical Specification
2.2		70/95	05/89->06/94	Drive Shaft	L; R	F						AW-4287	A:25/B:27/D:56,3/L:713,5
2.2		74/101	06/94->10/97	Drive Shaft	L; R	F						AW-4287	A:25/B:27/D:56,3/L:713,5
2.5 D		55/75	05/89->03/01	Drive Shaft	L; R	F						AW-4287	A:25/B:27/D:56,3/L:713,5
2.5 D 4x4		55/75	08/89->03/01	Drive Shaft	L; R	F						AW-4287	A:25/B:27/D:56,3/L:713,5
TRAFIC II Box [FL] 													
1.9 dCi 100 (FL0C)		74/101	03/01->	CV Joint		F		*		MD FL0C; MD FL0K		GS-3864	A:27/B:26/D:56,5/L:157,5
				CV Joint	L; R	F		*		-->07/06; trans.type PK5/PK6		GS-3865	A:27/B:26/D:56,5/L:157,5
				Drive Shaft	L	F				Tripod Rotler Diameter [mm]: 37,1; MD FL0C; MD FL0K		AW-4765	A:27/D:56,5/L:676
				Drive Shaft	R	F				MD FL0C; MD FL0K		AW-4766	A:27/B:39/D:56,5/L:1020
1.9 dCi 80 (FL0B)		60/82	03/01->	CV Joint		F		*		MD FL0B		GS-3864	A:27/B:26/D:56,5/L:157,5
				CV Joint	L; R	F		*		-->07/06; trans.type PK5/PK6		GS-3865	A:27/B:26/D:56,5/L:157,5
				Drive Shaft	L	F				Tripod Rotler Diameter [mm]: 37,1; MD FL0B		AW-4765	A:27/D:56,5/L:676
				Drive Shaft	R	F				MD FL0B		AW-4766	A:27/B:39/D:56,5/L:1020
2.0 (FL0A)		88/120	03/01->	CV Joint		F		*		MD FL0A; MD FL0G		GS-3864	A:27/B:26/D:56,5/L:157,5
				CV Joint	L; R	F		*		-->07/06; trans.type PK5/PK6		GS-3865	A:27/B:26/D:56,5/L:157,5
				Drive Shaft	L	F				Tripod Rotler Diameter [mm]: 37,1; MD FL0A; MD FL0G		AW-4765	A:27/D:56,5/L:676
				Drive Shaft	R	F				MD FL0A; MD FL0G		AW-4766	A:27/B:39/D:56,5/L:1020
2.0 dCi 115 (FL01, FL0U)		84/114	08/06->	CV Joint	L; R	F		*			GS-4032	A:27/B:36/D:56,6/L:165	
2.0 dCi 90 (FL0H)		66/90	08/06->	CV Joint	L; R	F		*			GS-4032	A:27/B:36/D:56,6/L:165	
2.5 dCi 145 (FL0J)		107/146	08/06->	CV Joint	L; R	F		*			GS-4032	A:27/B:36/D:56,6/L:165	
TRAFIC II Bus [JL] 													
1.9 dCi 100 (JL0C)		74/101	03/01->	CV Joint		F		*		MD JL0C; MD JL0K		GS-3864	A:27/B:26/D:56,5/L:157,5
				CV Joint	L; R	F		*		-->07/06; trans.type PK5/PK6		GS-3865	A:27/B:26/D:56,5/L:157,5
				Drive Shaft	L	F				Tripod Rotler Diameter [mm]: 37,1; MD JL0C; MD JL0K		AW-4765	A:27/D:56,5/L:676
				Drive Shaft	R	F				MD JL0C; MD JL0K		AW-4766	A:27/B:39/D:56,5/L:1020
1.9 dCi 80 (JL0B)		60/82	03/01->	CV Joint		F		*		MD JL0B		GS-3864	A:27/B:26/D:56,5/L:157,5
				CV Joint	L; R	F		*		-->07/06; trans.type PK5/PK6		GS-3865	A:27/B:26/D:56,5/L:157,5
				Drive Shaft	L	F				Tripod Rotler Diameter [mm]: 37,1; MD JL0B		AW-4765	A:27/D:56,5/L:676
				Drive Shaft	R	F				MD JL0B		AW-4766	A:27/B:39/D:56,5/L:1020
2.0 (JL0A)		88/120	03/01->	CV Joint		F		*		MD JL0A; MD JL0G		GS-3864	A:27/B:26/D:56,5/L:157,5
				CV Joint	L; R	F		*		trans.type PK5/PK6		GS-3865	A:27/B:26/D:56,5/L:157,5
				Drive Shaft	L	F				Tripod Rotler Diameter [mm]: 37,1; MD JL0A; MD JL0G		AW-4765	A:27/D:56,5/L:676
				Drive Shaft	R	F				MD JL0A; MD JL0G		AW-4766	A:27/B:39/D:56,5/L:1020
2.0 dCi 115 (JL0H)		84/114	08/06->	CV Joint	L; R	F		*			GS-4032	A:27/B:36/D:56,6/L:165	
2.0 dCi 90 (JL0H)		66/90	08/06->	CV Joint	L; R	F		*			GS-4032	A:27/B:36/D:56,6/L:165	
2.5 dCi 115		84/114	02/08->	CV Joint	L; R	F		*			GS-4032	A:27/B:36/D:56,6/L:165	
2.5 dCi 145 (JL0J)		107/146	08/06->	CV Joint	L; R	F		*			GS-4032	A:27/B:36/D:56,6/L:165	
TRAFIC II Platform/Chassis [EL] 													
1.9 dCi 100 (EL0C)		74/101	03/01->	CV Joint		F		*		MD EL0C		GS-3864	A:27/B:26/D:56,5/L:157,5
				Drive Shaft	L	F				Tripod Rotler Diameter [mm]: 37,1; MD EL0C		AW-4765	A:27/D:56,5/L:676
				Drive Shaft	R	F				MD EL0C		AW-4766	A:27/B:39/D:56,5/L:1020
1.9 dCi 80 (EL0B)		60/82	03/01->	CV Joint		F		*		MD EL0B		GS-3864	A:27/B:26/D:56,5/L:157,5
				Drive Shaft	L	F				Tripod Rotler Diameter [mm]: 37,1; MD EL0B		AW-4765	A:27/D:56,5/L:676
				Drive Shaft	R	F				MD EL0B		AW-4766	A:27/B:39/D:56,5/L:1020

	KW/HP		Type	L/R	F/R	AT/MT			ABS			Technical Specification	
2.0 (EL0A)	88/120	03/01->	CV Joint		F				*	MD EL0A	GS-3864	A:27/B:26/D:56,5/L:157,5	
			Drive Shaft	L	F						Tripod Roller Diameter [mm]: 37,1; MD EL0A	AW-4765	A:27/D:56,5/L:676
			Drive Shaft	R	F						MD EL0A	AW-4766	A:27/B:39/D:56,5/L:1020
2.0 dCi 115 (EL0H)	84/114	08/06->	CV Joint	L; R	F				*		GS-4032	A:27/B:36/D:56,6/L:165	
2.0 dCi 90 (EL0H)	66/90	08/06->	CV Joint	L; R	F				*		GS-4032	A:27/B:36/D:56,6/L:165	
2.5 dCi 145 (EL0J)	107/146	08/06->	CV Joint	L; R	F				*		GS-4032	A:27/B:36/D:56,6/L:165	

TRAFIC Platform/Chassis (PXX)

1.7	50/68	05/89->08/94	Drive Shaft	L; R	F					num. of teeth 25	AW-4287	A:25/B:27/D:56,3/L:713,5
2.5 D	51/69	05/89->03/01	Drive Shaft	L; R	F					num. of teeth 25	AW-4287	A:25/B:27/D:56,3/L:713,5

TWINGO I (C06_)

1.2 (C063, C064)	40/55	03/93->10/96	Drive Shaft	L	F	MT			38	Tripod Roller Diameter [mm]: 29,95; trans.type JB0/1	AW-4296	A:21/D:57/L:625,7
			Drive Shaft	L	F	MT			38	Tripod Roller Diameter [mm]: 29,95; --06/07; trans.type JB0/1	AW-4296	A:21/D:57/L:625,7
1.2 (C066, C068)	43/58	05/96->	Drive Shaft	L	F				26	Tripod Roller Diameter [mm]: 29,95; --10/02; 06/98->	AW-4584	A:21/D:57/L:623
			Drive Shaft	L	F	MT			44	Tripod Roller Diameter [mm]: 29,95; --06/07; engine D7F 702; engine D7F 703; OE 7711135005; OE 8200236092	AW-4602	A:21/D:57/L:629
1.2 (C067)	40/54	05/96->	Drive Shaft	L	F	MT			38	Tripod Roller Diameter [mm]: 29,95; --03/07; trans.type JB0/1	AW-4296	A:21/D:57/L:625,7
			Drive Shaft	L	F				26	Tripod Roller Diameter [mm]: 29,95	AW-4584	A:21/D:57/L:623
1.2 16V (C060)	44/60	08/04->06/07	Drive Shaft	L	F	MT			38	Tripod Roller Diameter [mm]: 29,95; trans.type JB0/1	AW-4296	A:21/D:57/L:625,7
			Drive Shaft	L	F	MT			44	Tripod Roller Diameter [mm]: 29,95; OE 7711135005; OE 8200236092	AW-4602	A:21/D:57/L:629
1.2 16V (C06C, C06D, C06K)	55/75	01/01->	Drive Shaft	L	F				26	Tripod Roller Diameter [mm]: 29,95; --10/02	AW-4584	A:21/D:57/L:623
			Drive Shaft	L	F	MT			44	Tripod Roller Diameter [mm]: 29,95; --06/12; engine D4F 702	AW-4602	A:21/D:57/L:629

TWINGO II (CN0_)

1.2 (CN0D)	43/58	03/07->	CV Joint						*		GS-4000	A:23/B:28/D:49/L:138
1.2 16V (CN04, CN0A, CN0B)	55/75	03/07->	CV Joint			MT			*		GS-4000	A:23/B:28/D:49/L:138
1.2 16V (CN0K, CN0V)	56/76	03/07->	CV Joint						*		GS-4000	A:23/B:28/D:49/L:138
1.2 TCe 100 (CN0P)	75/102	02/11->	CV Joint						*		GS-4000	A:23/B:28/D:49/L:138
1.6 RS (CN0N, CN0R, CN0S)	98/133	05/08->	CV Joint						*		GS-3961	A:25/B:30/D:52,6/L:146












WIND (E4M_)















1.2 (E4MF)	74/101	07/10->	CV Joint						*		GS-3961	A:25/B:30/D:52,6/L:146
1.2 TCe 100 (E4MA)	75/102	02/11->	CV Joint						*		GS-3961	A:25/B:30/D:52,6/L:146
1.6 (E4MB, E4MC)	98/133	07/10->	CV Joint						*		GS-3961	A:25/B:30/D:52,6/L:146









ROVER




200 (RF)









211	44/60	01/98->03/00	CV Joint		F	MT			*	43	GS-3624	A:26/B:22/D:49/L:133,8
214 i	55/75	11/95->03/00	CV Joint		F	MT			*	43	GS-3624	A:26/B:22/D:49/L:133,8

	KW/HP		Type	L/R	F/R	AT/MT			ABS			Technical Specification
214 Si	76/103	11/95->03/00	CV Joint		F	MT	*		43		GS-3624	A:26/B:22/D:49/L:133,8
216 Si	82/112	11/95->03/00	CV Joint		F		*		43		GS-3624	A:26/B:22/D:49/L:133,8
			CV Joint	R	F		*		trans.type AT	GS-4366	A:25/B:30/D:35/L:151,5	
218 K Vi	107/146	11/95->03/00	CV Joint		F		*		43		GS-3624	A:26/B:22/D:49/L:133,8
200 Coupe [XW] 												
216	90/122	10/92->06/99	CV Joint		F		*		43		GS-3624	A:26/B:22/D:49/L:133,8
			CV Joint	R	F		*		GS-4366	A:25/B:30/D:35/L:151,5		
200 Hatchback [XW] 												
214	55/75	09/93->10/95	CV Joint		F		*		- ABS		GS-3276	A:26/B:22/D:49/L:133,8
			CV Joint		F		*	43	+ ABS	GS-3624	A:26/B:22/D:49/L:133,8	
214 GSi/Si	70/95	01/90->10/95	CV Joint		F		*		- ABS		GS-3276	A:26/B:22/D:49/L:133,8
			CV Joint		F		*	43	+ ABS	GS-3624	A:26/B:22/D:49/L:133,8	
214 GSi/Si	76/103	12/92->10/95	CV Joint		F		*		- ABS		GS-3276	A:26/B:22/D:49/L:133,8
			CV Joint		F		*	43	+ ABS	GS-3624	A:26/B:22/D:49/L:133,8	
214 Si/Gsi	66/90	10/89->10/95	CV Joint		F		*		- ABS		GS-3276	A:26/B:22/D:49/L:133,8
			CV Joint		F		*	43	+ ABS	GS-3624	A:26/B:22/D:49/L:133,8	
216 GSi	82/112	10/89->10/95	CV Joint		F		*		- ABS		GS-3278	A:26/B:23/D:49/L:133,8
			CV Joint		F		*	43	+ ABS	GS-3578	A:26/B:22/D:55/L:133	
216 GTi	90/122	09/90->10/95	CV Joint		F		*		- ABS		GS-3278	A:26/B:23/D:49/L:133,8
			CV Joint		F		*	43	+ ABS	GS-3578	A:26/B:22/D:55/L:133	
25 [RF] 												
1.1 16V	55/75	01/04->05/05	CV Joint		F	MT	*		43		GS-3624	A:26/B:22/D:49/L:133,8
1.4 16V	62/84	10/99->05/05	CV Joint		F	MT	*		43		GS-3624	A:26/B:22/D:49/L:133,8
1.4 16V	76/103	10/99->05/05	CV Joint		F	MT	*		43		GS-3624	A:26/B:22/D:49/L:133,8
1.6 16V	80/109	10/99->05/05	CV Joint		F		*		43		GS-3624	A:26/B:22/D:49/L:133,8
1.8 16V	107/146	02/00->05/05	CV Joint		F		*		43		GS-3624	A:26/B:22/D:49/L:133,8
1.8 16V	85/116	10/99->05/05	CV Joint		F		*		43		GS-3624	A:26/B:22/D:49/L:133,8
400 [RT] 												
414 Si	76/103	05/95->03/00	CV Joint		F	MT	*		43		GS-3578	A:26/B:22/D:55/L:133
416 Si	82/112	05/95->03/00	CV Joint		F		*		43	+ ABS	GS-3578	A:26/B:22/D:55/L:133
			CV Joint		F		*	43	+ ABS	GS-3578	A:26/B:22/D:55/L:133	
416 Si	83/113	05/95->03/00	CV Joint	R	F		*		trans.type AT		GS-4366	A:25/B:30/D:35/L:151,5
			CV Joint		F		*	43	+ ABS	GS-3631	A:26/B:32/D:55/L:146,5	
420 D	63/86	11/95->03/00	CV Joint		F		*		43	+ ABS	GS-3631	A:26/B:32/D:55/L:146,5
420 Di	77/105	05/95->03/00	CV Joint		F		*		43	+ ABS	GS-3631	A:26/B:32/D:55/L:146,5
420 Si Lux	100/136	12/95->03/00	CV Joint		F		*		43		GS-3631	A:26/B:32/D:55/L:146,5
400 [XW] 												
414 GSi/Si	66/90	04/90->04/95	CV Joint		F		*		- ABS		GS-3276	A:26/B:22/D:49/L:133,8
			CV Joint		F		*	43	+ ABS; 10/92->; ch.605482->	GS-3624	A:26/B:22/D:49/L:133,8	
414 GSi/Si CAT	76/103	01/93->04/95	CV Joint		F		*		- ABS		GS-3276	A:26/B:22/D:49/L:133,8
			CV Joint		F		*	43	+ ABS; ch.605482->	GS-3624	A:26/B:22/D:49/L:133,8	
416 GSi	82/112	04/90->04/95	CV Joint		F		*		- ABS; 10/92->; ch.605482->		GS-3278	A:26/B:23/D:49/L:133,8
			CV Joint		F		*	43	+ ABS; 10/92->; ch.605482->	GS-3578	A:26/B:22/D:55/L:133	
416 GTi	90/122	04/90->04/95	CV Joint		F		*		- ABS; 10/92->; ch.605482->		GS-3278	A:26/B:23/D:49/L:133,8
			CV Joint	L	F		*	43	+ ABS; 10/92->; ch.605482->	GS-3578	A:26/B:22/D:55/L:133	

			Type	L/R	F/R	AT/MT			ABS			Technical Specification
400 Hatchback (RT) 												
416 Si	82/112	05/95->03/00	CV Joint		F		*		- ABS; ->02/96		GS-3278	A:26/B:23/D:49/L:133,8
			CV Joint		F		*	43	+ ABS; ->02/96		GS-3578	A:26/B:22/D:55/L:133
416 Si	83/113	06/95->03/00	CV Joint		F		*		- ABS; ->02/96		GS-3278	A:26/B:23/D:49/L:133,8
			CV Joint		F		*	43	+ ABS; ->02/96		GS-3578	A:26/B:22/D:55/L:133
400 Tourer (XW) 												
1.6 i	82/112	05/94->11/98	CV Joint		F		*		- ABS; ->02/96		GS-3278	A:26/B:23/D:49/L:133,8
			CV Joint		F		*	43	03/96->		GS-3624	A:26/B:22/D:49/L:133,8
			CV Joint	R	F		*					GS-4366
1.6 i	90/122	05/94->11/98	CV Joint		F		*		- ABS; ->02/96		GS-3278	A:26/B:23/D:49/L:133,8
			CV Joint		F		*	43	03/96->		GS-3624	A:26/B:22/D:49/L:133,8
			CV Joint	R	F		*					GS-4366
1.8 i	107/146	06/96->11/98	CV Joint		F		*	43		GS-3624	A:26/B:22/D:49/L:133,8	
45 (RT) 												
1.4	76/103	02/00->05/05	CV Joint		F	MT	*	43	+ ABS		GS-3578	A:26/B:22/D:55/L:133
1.6	80/109	02/00->05/05	CV Joint		F		*	43	+ ABS		GS-3578	A:26/B:22/D:55/L:133
1.8	86/117	02/00->05/05	CV Joint		F		*	43	+ ABS; ch.YD471064->		GS-3578	A:26/B:22/D:55/L:133
2.0 iDT	74/101	02/00->05/05	CV Joint		F		*	43	+ ABS		GS-3631	A:26/B:32/D:55/L:146,5
2.0 V6	110/150	02/00->05/05	CV Joint		F		*	43	ch.YD471064->		GS-3631	A:26/B:32/D:55/L:146,5
45 Saloon (RT) 												
1.4	76/103	02/00->05/05	CV Joint		F	MT	*	43			GS-3578	A:26/B:22/D:55/L:133
1.6	80/109	02/00->05/05	CV Joint		F		*	43	+ ABS		GS-3578	A:26/B:22/D:55/L:133
1.8	86/117	02/00->05/05	CV Joint		F		*	43			GS-3578	A:26/B:22/D:55/L:133
2.0 iDT	74/101	02/00->05/05	CV Joint		F		*	43	+ ABS		GS-3631	A:26/B:32/D:55/L:146,5
2.0 V6	110/150	02/00->05/05	CV Joint		F		*	43	ch.YD471064->		GS-3631	A:26/B:32/D:55/L:146,5
600 (RH) 												
620 i	85/115	08/93->06/96	CV Joint	L; R	F	AT; MT	*		->02/96; 05/94->		GS-3404	A:28/B:32/D:60/L:150
620 Sdi	77/105	12/94->02/99	CV Joint	L; R	F	AT; MT	*				GS-3404	A:28/B:32/D:60/L:150
620 Si	96/131	08/93->02/99	CV Joint	L; R	F	AT; MT	*		05/94->		GS-3404	A:28/B:32/D:60/L:150
623 Si	116/158	08/93->02/99	CV Joint	L; R	F	AT; MT	*		05/94->		GS-3404	A:28/B:32/D:60/L:150
75 (RJ) 												
1.8 Turbo	110/150	05/03->05/05	CV Joint		F		*				GS-3751	A:28/B:24/D:57,8/L:145,5
2.0 CDT	85/115	02/99->05/05	CV Joint		F		*				GS-3751	A:28/B:24/D:57,8/L:145,5
2.0 CDTi	96/131	02/03->05/05	CV Joint		F		*				GS-3751	A:28/B:24/D:57,8/L:145,5
2.0 V6	110/150	02/99->05/05	CV Joint		F		*				GS-3751	A:28/B:24/D:57,8/L:145,5
2.5 V6	129/175	02/99->10/01	CV Joint		F		*				GS-3751	A:28/B:24/D:57,8/L:145,5
2.5 V6	130/177	10/01->05/05	CV Joint		F		*				GS-3751	A:28/B:24/D:57,8/L:145,5
75 Tourer (RJ) 												
1.8 Turbo	110/150	05/03->05/05	CV Joint		F		*				GS-3751	A:28/B:24/D:57,8/L:145,5
2.0 CDT	85/115	08/01->05/05	CV Joint		F		*				GS-3751	A:28/B:24/D:57,8/L:145,5
2.0 CDTi	96/131	02/03->05/05	CV Joint		F		*				GS-3751	A:28/B:24/D:57,8/L:145,5
2.0 V6	110/150	08/01->05/05	CV Joint		F		*				GS-3751	A:28/B:24/D:57,8/L:145,5

	kw/HP		Type	L/R	F/R	AT/MT			ABS			Technical Specification
2.5 V6	130/177	08/01->05/05	CV Joint		F		*				GS-3751	A:28/B:24/D:57,8/L:145,5
CABRIOLET (XW) 												
214 1.4i 16V	76/103	01/93->11/99	CV Joint		F		*		- ABS		GS-3276	A:26/B:22/D:49/L:133,8
216 1.6i 16V	82/111	01/96->11/99	CV Joint	R	F		*		trans.type AT		GS-4366	A:25/B:30/D:35/L:151,5
COUPE 												
1.6 16 V	82/111	03/96->11/99	CV Joint	R	F		*		trans.type AT		GS-4366	A:25/B:30/D:35/L:151,5

SAAB												
900 II 												
2.0 -16 Turbo	136/185	07/93->02/98	CV Joint		F		*		29 +ABS		GS-3250	A:33/B:25/D:52/L:160
			CV Joint	L	F	MT	*				GS-3123	A:34/B:25/D:35/L:141,8
2.0 i	96/131	08/94->02/98	CV Joint	R	F	MT	*				GS-3136	A:34/B:25/D:35/L:101
			CV Joint		F		*		29 +ABS		GS-3250	A:33/B:25/D:52/L:160
			CV Joint	L	F	MT	*				GS-3123	A:34/B:25/D:35/L:141,8
2.3 -16	110/150	07/93->02/98	CV Joint	R	F	MT	*				GS-3136	A:34/B:25/D:35/L:101
			CV Joint		F		*		29 +ABS		GS-3250	A:33/B:25/D:52/L:160
2.5 -24 V6	125/170	07/93->02/98	CV Joint		F		*		29 +ABS		GS-3250	A:33/B:25/D:52/L:160
900 II Convertible 												
2.0 -16 Turbo	136/185	12/93->02/98	CV Joint		F		*		29 +ABS		GS-3250	A:33/B:25/D:52/L:160
			CV Joint	L	F	MT	*				GS-3123	A:34/B:25/D:35/L:141,8
2.0 i	96/131	12/93->02/98	CV Joint	R	F	MT	*				GS-3136	A:34/B:25/D:35/L:101
			CV Joint		F		*		29 +ABS		GS-3250	A:33/B:25/D:52/L:160
			CV Joint	L	F	MT	*				GS-3123	A:34/B:25/D:35/L:141,8
2.3 -16	110/150	12/93->02/98	CV Joint	R	F	MT	*				GS-3136	A:34/B:25/D:35/L:101
			CV Joint		F		*		29 +ABS		GS-3250	A:33/B:25/D:52/L:160
2.5 -24 V6	125/170	12/93->02/98	CV Joint		F		*		29 +ABS		GS-3250	A:33/B:25/D:52/L:160
900 II Coupe 												
2.0 -16 Turbo	136/185	12/93->02/98	CV Joint		F		*		29 +ABS		GS-3250	A:33/B:25/D:52/L:160
			CV Joint	L	F	MT	*				GS-3123	A:34/B:25/D:35/L:141,8
2.0 i	96/131	08/94->02/98	CV Joint	R	F	MT	*				GS-3136	A:34/B:25/D:35/L:101
			CV Joint		F		*		29 +ABS		GS-3250	A:33/B:25/D:52/L:160
			CV Joint	L	F	MT	*				GS-3123	A:34/B:25/D:35/L:141,8
2.0 i	98/133	12/93->07/94	CV Joint	R	F	MT	*				GS-3136	A:34/B:25/D:35/L:101
			CV Joint		F		*		29 +ABS		GS-3250	A:33/B:25/D:52/L:160
			CV Joint	L	F	MT	*				GS-3123	A:34/B:25/D:35/L:141,8
2.3 -16	110/150	12/93->02/98	CV Joint	R	F	MT	*				GS-3136	A:34/B:25/D:35/L:101
			CV Joint		F		*		29 +ABS		GS-3250	A:33/B:25/D:52/L:160

	KW/HP		Type	L/R	F/R	AT/MT			ABS			Technical Specification
2.5 -24 V6	125/170	12/93->02/98	CV Joint		F		*		29 +ABS		GS-3250	A:33/B:25/D:52/L:160
9000 												
2.0 -16	94/128	01/89->01/93	CV Joint		F	MT	*		- ABS		GS-3148	A:26/B:25/D:56,5/L:146
2.0 -16 CD	96/131	09/93->12/98	CV Joint		F		*		46		GS-3253	A:26/B:25/D:56/L:145
2.0 -16 CD	110/150	09/93->12/98	CV Joint		F		*		46		GS-3253	A:26/B:25/D:56/L:145
2.0 -16 Turbo	129/175	04/85->12/91	CV Joint		F	MT	*		- ABS		GS-3148	A:26/B:25/D:56,5/L:146
2.0 -16 Turbo	118/160	05/88->08/93	CV Joint		F	MT	*		- ABS		GS-3148	A:26/B:25/D:56,5/L:146
2.0 -16 Turbo CD	120/163	09/88->08/93	CV Joint		F	MT	*		- ABS		GS-3148	A:26/B:25/D:56,5/L:146
			CV Joint		F		*		46		GS-3253	A:26/B:25/D:56/L:145
2.0 -16 Turbo CD	136/185	09/89->12/98	CV Joint		F	MT	*		- ABS		GS-3148	A:26/B:25/D:56,5/L:146
			CV Joint		F		*		46		GS-3253	A:26/B:25/D:56/L:145
2.0 -16 Turbo CD	108/147	09/92->12/98	CV Joint		F		*		46		GS-3253	A:26/B:25/D:56/L:145
			CV Joint		F		*		- ABS		GS-3148	A:26/B:25/D:56,5/L:146
2.3 -16 CD	107/146	08/89->12/98	CV Joint		F		*		46		GS-3253	A:26/B:25/D:56/L:145
			CV Joint		F		*		- ABS		GS-3148	A:26/B:25/D:56,5/L:146
2.3 -16 CD Turbo	147/200	07/90->12/98	CV Joint		F		*		46 +ABS		GS-3255	A:26/B:25/D:56/L:149
2.3 -16 CDE	108/147	09/93->12/98	CV Joint		F		*		46		GS-3253	A:26/B:25/D:56/L:145
2.3 -16 CDE Eco-Power	125/170	09/93->12/98	CV Joint		F		*		46		GS-3253	A:26/B:25/D:56/L:145
2.3 -16 Turbo	143/195	09/90->08/93	CV Joint		F		*		46 +ABS		GS-3255	A:26/B:25/D:56/L:149
3.0 -24 V6 CD/CDE	155/211	07/94->12/98	CV Joint		F		*		46		GS-3253	A:26/B:25/D:56/L:145
9000 Hatchback 												
2.0 -16	92/125	12/85->12/88	CV Joint		F		*		- ABS		GS-3148	A:26/B:25/D:56,5/L:146
2.0 -16	94/128	12/85->08/88	CV Joint		F		*		- ABS		GS-3148	A:26/B:25/D:56,5/L:146
2.0 -16 CS	94/128	01/89->12/98	CV Joint		F		*		- ABS		GS-3148	A:26/B:25/D:56,5/L:146
			CV Joint		F		*		46		GS-3253	A:26/B:25/D:56/L:145
2.0 -16 CS	96/131	09/93->12/98	CV Joint		F		*		46		GS-3253	A:26/B:25/D:56/L:145
2.0 -16 ND Turbo	110/150	09/93->12/98	CV Joint		F		*		46		GS-3253	A:26/B:25/D:56/L:145
2.0 -16 Turbo	120/163	05/88->08/93	CV Joint		F		*		- ABS		GS-3148	A:26/B:25/D:56,5/L:146
			CV Joint		F		*		46		GS-3253	A:26/B:25/D:56/L:145
2.0 -16 Turbo	127/172	06/89->12/92	CV Joint		F		*		- ABS		GS-3148	A:26/B:25/D:56,5/L:146
			CV Joint		F		*		46		GS-3253	A:26/B:25/D:56/L:145
2.0 -16 Turbo	118/160	09/84->08/93	CV Joint		F		*		- ABS		GS-3148	A:26/B:25/D:56,5/L:146
			CV Joint		F		*		46		GS-3253	A:26/B:25/D:56/L:145
2.0 -16 Turbo	129/175	09/84->12/91	CV Joint		F		*		- ABS		GS-3148	A:26/B:25/D:56,5/L:146
			CV Joint		F		*		46		GS-3253	A:26/B:25/D:56/L:145
2.0 -16 Turbo CS	136/185	09/88->12/98	CV Joint		F		*		- ABS		GS-3148	A:26/B:25/D:56,5/L:146
			CV Joint		F		*		46		GS-3253	A:26/B:25/D:56/L:145
2.3 -16 Aero CS	162/220	02/93->12/98	CV Joint		F		*		46		GS-3253	A:26/B:25/D:56/L:145
2.3 -16 Aero CS	165/224	02/93->12/98	CV Joint		F		*		46		GS-3253	A:26/B:25/D:56/L:145
2.3 -16 CS	107/146	09/89->12/98	CV Joint		F		*		46		GS-3253	A:26/B:25/D:56/L:145
2.3 -16 CSE	108/147	09/93->12/98	CV Joint		F		*		46		GS-3253	A:26/B:25/D:56/L:145
2.3 -16 CSE Eco Power	125/170	09/93->12/98	CV Joint		F		*		46		GS-3253	A:26/B:25/D:56/L:145
2.3 -16 Turbo	143/195	09/90->12/98	CV Joint		F		*		46		GS-3253	A:26/B:25/D:56/L:145
2.3 -16 Turbo CSE	147/200	09/93->12/98	CV Joint		F		*		46		GS-3253	A:26/B:25/D:56/L:145
3.0 -24 V6 CS/CSE	155/211	07/94->12/98	CV Joint		F		*		46		GS-3253	A:26/B:25/D:56/L:145



KW/HP



Type

L/R F/R

AT/MT



ABS



Technical Specification

9-3 [YS3F]

1,8t	110/150	09/02->	CV Joint	F	*		GS-3923	A:30/B:28/D:55,4/L:161
1.9 TiD	88/120	09/04->	CV Joint	F	*		GS-3923	A:30/B:28/D:55,4/L:161
1.9 TiD	110/150	09/04->	CV Joint	F	*		GS-3923	A:30/B:28/D:55,4/L:161
2.0 t	154/210	09/02->	CV Joint	F	*		GS-3923	A:30/B:28/D:55,4/L:161
2.0 t	129/175	09/02->	CV Joint	F	*		GS-3923	A:30/B:28/D:55,4/L:161
2.0 t BioPower	129/175	01/07->	CV Joint	F	*		GS-3923	A:30/B:28/D:55,4/L:161
2.2 TiD	92/125	09/02->	CV Joint	F	*		GS-3923	A:30/B:28/D:55,4/L:161
2.8 Turbo V6	184/250	03/05->	CV Joint	F	*		GS-3923	A:30/B:28/D:55,4/L:161

9-3 Convertible [YS3F]

1,8t	110/150	08/03->	CV Joint	F	*		GS-3923	A:30/B:28/D:55,4/L:161
1.9 TiD	110/150	01/06->	CV Joint	F	*		GS-3923	A:30/B:28/D:55,4/L:161
2.0 t	129/175	08/03->	CV Joint	F	*		GS-3923	A:30/B:28/D:55,4/L:161
2.0 t	154/210	08/03->	CV Joint	F	*		GS-3923	A:30/B:28/D:55,4/L:161
2.0 t BioPower	129/175	01/07->	CV Joint	F	*		GS-3923	A:30/B:28/D:55,4/L:161
2.8 Turbo V6	184/250	02/06->	CV Joint	F	*		GS-3923	A:30/B:28/D:55,4/L:161

9-3 Estate [YS3F]

1.9 TiD	88/120	03/05->	CV Joint	F	*		GS-3923	A:30/B:28/D:55,4/L:161
1.9 TiD	110/150	03/05->	CV Joint	F	*		GS-3923	A:30/B:28/D:55,4/L:161
2.0 t	110/150	03/05->	CV Joint	F	*		GS-3923	A:30/B:28/D:55,4/L:161
2.0 t	129/175	03/05->	CV Joint	F	*		GS-3923	A:30/B:28/D:55,4/L:161
2.0 t	154/209	03/05->	CV Joint	F	*		GS-3923	A:30/B:28/D:55,4/L:161
2.0 t BioPower	129/175	01/07->	CV Joint	F	*		GS-3923	A:30/B:28/D:55,4/L:161
2.8 Turbo V6	184/250	03/05->	CV Joint	F	*		GS-3923	A:30/B:28/D:55,4/L:161

9-5 [YS3E]

1.9 TiD	110/150	01/06->12/09	CV Joint	F	*	29	GS-3683	A:30/B:27/D:59/L:159	
2.0 t	110/150	09/97->12/09	CV Joint	F	*	29	->12/01	GS-3682	A:33/B:27/D:59/L:163
			CV Joint	F	*	29	01/02->	GS-3683	A:30/B:27/D:59/L:159
2.2 TiD	88/120	03/02->12/09	CV Joint	F	*	29		GS-3683	A:30/B:27/D:59/L:159
			CV Joint	F	*	29	->12/01	GS-3682	A:33/B:27/D:59/L:163
2.3 t	136/185	01/01->12/09	CV Joint	F	*	29	01/02->	GS-3683	A:30/B:27/D:59/L:159
			CV Joint	F	*	29	->12/01	GS-3682	A:33/B:27/D:59/L:163
2.3 t	125/170	09/97->12/09	CV Joint	F	*	29	01/02->	GS-3683	A:30/B:27/D:59/L:159
			CV Joint	F	*	29		GS-3683	A:30/B:27/D:59/L:159
2.3 Turbo	162/220	07/03->12/09	CV Joint	F	*	29		GS-3683	A:30/B:27/D:59/L:159
			CV Joint	F	*	29	->12/01	GS-3682	A:33/B:27/D:59/L:163
2.3 Turbo	184/250	09/01->12/09	CV Joint	F	*	29	01/02->	GS-3683	A:30/B:27/D:59/L:159
			CV Joint	F	*	29		GS-3683	A:30/B:27/D:59/L:159
2.3 Turbo	169/230	10/99->09/01	CV Joint	F	*	29		GS-3682	A:33/B:27/D:59/L:163
			CV Joint	F	*	29		GS-3683	A:30/B:27/D:59/L:159
2.3 Turbo	191/260	11/05->12/09	CV Joint	F	*	29		GS-3683	A:30/B:27/D:59/L:159
			CV Joint	F	*	29	->12/01	GS-3682	A:33/B:27/D:59/L:163
3.0 TiD	130/177	07/01->12/09	CV Joint	F	*	29	01/02->	GS-3683	A:30/B:27/D:59/L:159
			CV Joint	F	*	29		GS-3683	A:30/B:27/D:59/L:159
3.0 V6t	147/200	01/98->12/09	CV Joint	F	*	29	->12/01	GS-3682	A:33/B:27/D:59/L:163
			CV Joint	F	*	29	01/02->	GS-3683	A:30/B:27/D:59/L:159



kW/HP



Type

L/R F/R

AT/MT



ABS



Technical Specification








9-5 Estate [YS3E]

Model	kW/HP	Period	Type	L/R	F/R	AT/MT	Steering	ABS	Info	Wrench	Technical Specification
1.9 TiD	110/150	01/06->12/09	CV Joint		F		*	29			GS-3683 A:30/B:27/D:59/L:159
2.0 t	110/150	10/98->12/09	CV Joint		F		*	29	->12/01		GS-3682 A:33/B:27/D:59/L:163
			CV Joint		F		*	29	01/02->		GS-3683 A:30/B:27/D:59/L:159
2.0 t	141/192	10/98->12/09	CV Joint		F		*	29	->12/01		GS-3682 A:33/B:27/D:59/L:163
			CV Joint		F		*	29	01/02->		GS-3683 A:30/B:27/D:59/L:159
2.2 TiD	88/120	03/02->12/09	CV Joint		F		*	29			GS-3683 A:30/B:27/D:59/L:159
2.3 t	136/185	01/01->12/09	CV Joint		F		*	29	->12/01		GS-3682 A:33/B:27/D:59/L:163
			CV Joint		F		*	29	01/02->		GS-3683 A:30/B:27/D:59/L:159
2.3 t	125/170	10/98->12/09	CV Joint		F		*	29	->12/01		GS-3682 A:33/B:27/D:59/L:163
			CV Joint		F		*	29	01/02->		GS-3683 A:30/B:27/D:59/L:159
2.3 Turbo	191/260	01/06->12/09	CV Joint		F		*	29			GS-3683 A:30/B:27/D:59/L:159
2.3 Turbo	162/220	07/03->12/09	CV Joint		F		*	29			GS-3683 A:30/B:27/D:59/L:159
			CV Joint		F		*	29	->12/01		GS-3682 A:33/B:27/D:59/L:163
2.3 Turbo	184/250	09/01->12/09	CV Joint		F		*	29	01/02->		GS-3683 A:30/B:27/D:59/L:159
			CV Joint		F		*	29			GS-3682 A:33/B:27/D:59/L:163
2.3 Turbo	169/230	10/99->09/01	CV Joint		F		*	29			GS-3682 A:33/B:27/D:59/L:163
3.0 TiD	130/177	07/01->12/09	CV Joint		F		*	29	->12/01		GS-3682 A:33/B:27/D:59/L:163
			CV Joint		F		*	29	01/02->		GS-3683 A:30/B:27/D:59/L:159
3.0 V6t	147/200	10/98->12/09	CV Joint		F		*	29	->12/01		GS-3682 A:33/B:27/D:59/L:163
			CV Joint		F		*	29	01/02->		GS-3683 A:30/B:27/D:59/L:159

SEAT

ALHAMBRA (7V8, 7V9)

Model	kW/HP	Period	Type	L/R	F/R	AT/MT	Steering	ABS	Info	Wrench	Technical Specification
1.8 T 20V	110/150	10/97->03/10	CV Joint		F		*	48	->ch.7M-X-521 500; engine AJH		GS-3574 A:38/B:27/D:60/L:99,5
			CV Joint		F		*	48			GS-3575 B:34/L:85
			CV Joint		F		*	48	ch.7M-Y-500 001->; engine AJH; engine AWC		GS-3576 A:38/B:36/D:60/L:106,5
			Drive Shaft	L; R	F	MT		48	ch.7M-3-525 801->; engine AWC		AW-4502 A:38/D:60/L:507/D2:88
			Drive Shaft	R	F	MT		48	->12/00; engine AJH		AW-4503 A:38/B:35/D:60/L:559
			Drive Shaft	L	F	MT		48	->12/00; engine AJH		AW-4504 A:38/B:26/D:60/L:620
			Drive Shaft	R	F	AT		48	->12/00; engine AJH		AW-4505 A:38/D:60/L:544/D2:88/D3:98
			Drive Shaft	L; R	F	AT		48	ch.7M-3-525 801->; engine AWC		AW-4635 A:38/D:60/L:486/D2:88
			Drive Shaft		F				transmission # FPE/FUY/FUX/FVB/HLC; transmission # FVR/FVQ/FVP/FPJ/ERM; transmission # JBH/JBN/JBJ/JBM/KKB; transmission # KKG/KKC/KKF/LHN/KYC; transmission # KYF/KZX/KZZ		AW-5474 A:26/B:37/D:60/L:129,5
			Drive Shaft		F						AW-5475 A:37/D:60/L:322
1.9 TDI	66/90	04/96->03/10	CV Joint		F	MT	*	48	->ch.7M-X-521 500; engine 1Z; engine AHU		GS-3574 A:38/B:27/D:60/L:99,5
			CV Joint		F		*	48			GS-3575 B:34/L:85
			CV Joint		F	MT	*	48	ch.7M-2-500 001->; engine 1Z; engine AHU		GS-3576 A:38/B:36/D:60/L:106,5
			Drive Shaft	L	F	MT		48	->ch.7M-X-521 500; engine 1Z; engine AHU		AW-4504 A:38/B:26/D:60/L:620

				Type	L/R	F/R	AT/MT			ABS			Technical Specification	
1.9 TDI		110/150	05/05->05/07	CV Joint						*		GS-3575	B:34/L:85	
				CV Joint		F				*	48		GS-3576	A:38/B:36/D:60/L:106,5
1.9 TDI		85/115	06/00->03/10	CV Joint						*		GS-3575	B:34/L:85	
				CV Joint		F				*	48		GS-3576	A:38/B:36/D:60/L:106,5
				Drive Shaft	L; R	F	MT			48	ch.7M-3-525 801->; engine AUY	AW-4502	A:38/D:60/L:507/D2:88	
				Drive Shaft	L; R	F	AT			48	ch.7M-3-525 801->; engine AUY	AW-4635	A:38/D:60/L:486/D2:88	
				Drive Shaft		F					-> year 200612; transmission # FPE/FUY/FUX/FVB/HLC; transmission # FVR/FVQ/FVP/FPJ/ERM; transmission # JBH/JBN/JBJ/JBM/KKB; transmission # KKG/KKC/KKF/LHN/KYC; transmission # KYF/KZX/KZZ	AW-5474	A:26/B:37/D:60/L:129,5	
				Drive Shaft		F						AW-5475	A:37/D:60/L:322	
1.9 TDI		81/110	08/96->06/00	CV Joint		F				*	48	->ch.7M-X-521 500	GS-3574	A:38/B:27/D:60/L:99,5
				CV Joint						*			GS-3575	B:34/L:85
				CV Joint		F				48	ch.7M-X-500 001->	GS-3576	A:38/B:36/D:60/L:106,5	
				Drive Shaft	R	F				*	trans.type AT	GS-4046	B:34/D2:88/L:59,5	
				Drive Shaft	R	F	MT			48		AW-4503	A:38/B:35/D:60/L:559	
				Drive Shaft	L	F	MT			48	->ch.7M-X-521 500; engine AFN; engine AVG	AW-4504	A:38/B:26/D:60/L:620	
1.9 TDI		96/131	11/02->11/08	Drive Shaft	R	F	AT			48	engine AFN	AW-4505	A:38/D:60/L:544/D2:88/D3:98	
				CV Joint						*		GS-3575	B:34/L:85	
				CV Joint		F				48		GS-3576	A:38/B:36/D:60/L:106,5	
				Drive Shaft	L; R	F				48	ch.7M-3-525 801->; engine ASZ	AW-4502	A:38/D:60/L:507/D2:88	
				Drive Shaft		F					-> year 200612; transmission # FPE/FUY/FUX/FVB/HLC; transmission # FVR/FVQ/FVP/FPJ/ERM; transmission # JBH/JBN/JBJ/JBM/KKB; transmission # KKG/KKC/KKF/LHN/KYC; transmission # KYF/KZX/KZZ	AW-5474	A:26/B:37/D:60/L:129,5	
				Drive Shaft		F						AW-5475	A:37/D:60/L:322	
1.9 TDI 4motion		85/115	06/00->03/10	CV Joint						*		GS-3575	B:34/L:85	
				CV Joint		F				*	48		GS-3576	A:38/B:36/D:60/L:106,5
				Drive Shaft	L; R	F				48	ch.7M-3-525 801->; engine AUY	AW-4502	A:38/D:60/L:507/D2:88	
				Drive Shaft		F					-> year 200612; transmission # FPE/FUY/FUX/FVB/HLC; transmission # FVR/FVQ/FVP/FPJ/ERM; transmission # JBH/JBN/JBJ/JBM/KKB; transmission # KKG/KKC/KKF/LHN/KYC; transmission # KYF/KZX/KZZ	AW-5474	A:26/B:37/D:60/L:129,5	
				Drive Shaft		F						AW-5475	A:37/D:60/L:322	
				CV Joint		F				*	48	->ch.7M-X-521 500; engine ADY	GS-3574	A:38/B:27/D:60/L:99,5
2.0 i		85/115	04/96->03/10	CV Joint						*		GS-3575	B:34/L:85	
				CV Joint		F				*	48	ch.7M-Y-500 001->; engine ADY; engine ATM	GS-3576	A:38/B:36/D:60/L:106,5
				CV Joint	R	F				*	trans.type AT	GS-4046	B:34/D2:88/L:59,5	
				Drive Shaft	R	F	MT			48	engine ADY	AW-4503	A:38/B:35/D:60/L:559	
				Drive Shaft	L	F	MT			48	engine ADY	AW-4504	A:38/B:26/D:60/L:620	
				Drive Shaft	R	F	AT			48	->ch.7M-4-530 000; engine ADY; engine ATM	AW-4505	A:38/D:60/L:544/D2:88/D3:98	
2.0 TDI		103/140	11/05->03/10	Drive Shaft		F						AW-5474	A:26/B:37/D:60/L:129,5	
				Drive Shaft		F						AW-5475	A:37/D:60/L:322	
				CV Joint						*		GS-3575	B:34/L:85	
				CV Joint		F				*	48		GS-3576	A:38/B:36/D:60/L:106,5
				Drive Shaft	L; R	F	6MT			48		AW-4502	A:38/D:60/L:507/D2:88	
				CV Joint						*		GS-3575	B:34/L:85	
2.8 V6		150/204	06/00->03/10	CV Joint		F				*	48		GS-3576	A:38/B:36/D:60/L:106,5
				Drive Shaft	L; R	F	MT			48	ch.7M-3-525 801->; engine AYL	AW-4502	A:38/D:60/L:507/D2:88	
				Drive Shaft	L	F	AT			48	ch.7M-3-525 801->; engine AYL	AW-4635	A:38/D:60/L:486/D2:88	
				Drive Shaft		F					transmission # FPE/FUY/FUX/FVB/HLC; transmission # FVR/FVQ/FVP/FPJ/ERM; transmission # JBH/JBN/JBJ/JBM/KKB; transmission # KKG/KKC/KKF/LHN/KYC; transmission # KYF/KZX/KZZ	AW-5474	A:26/B:37/D:60/L:129,5	
				Drive Shaft		F						AW-5475	A:37/D:60/L:322	



KW/HP



Type

L/R

F/R

AT/MT



ABS



Technical Specification

2.8 V6 4motion

150/204

06/00->03/10









CV Joint				*				GS-3575	B:34/L:85
CV Joint		F		*		48		GS-3576	A:38/B:36/D:60/L:106,5
Drive Shaft	L; R	F				48	ch.7M-3-525 801->; engine AYL	AW-4502	A:38/D:60/L:507/D2:88
Drive Shaft		F					transmission # FPE/FUY/FUX/FVB/HLC; transmission # FVR/FVQ/FVP/FPJ/ERM; transmission # JBH/JBN/JBJ/JBM/KKB; transmission # KKG/KKC/KKF/LHN/KYC; transmission # KYF/KZX/KZZ	AW-5474	A:26/B:37/D:60/L:129,5
Drive Shaft		F						AW-5475	A:37/D:60/L:322








ALTEA (5P1)









1.2 TSI	77/105	04/10->	CV Joint		F			*		GS-3935	A:36/B:30/D:59,5/L:95,5
1.4 16V	63/86	05/06->	CV Joint	L; R	F			*		GS-3138	B:33/D2:94/L:32
1.4 TSI	92/125	11/07->	CV Joint		F			*		GS-3935	A:36/B:30/D:59,5/L:95,5
1.6	75/102	03/04->	CV Joint		F			*	engine BGU; engine BSE; engine BSF	GS-3935	A:36/B:30/D:59,5/L:95,5
			Drive Shaft		R	F				engine BGU; engine BSE; engine BSF	AW-4833
1.6 LPG	75/102	09/09->	CV Joint	L; R	F			*	12/09->	GS-3138	B:33/D2:94/L:32
			CV Joint		F			*	12/09->	GS-3935	A:36/B:30/D:59,5/L:95,5
1.6 TDI	77/105	10/09->	CV Joint		F			*	11/09->	GS-3935	A:36/B:30/D:59,5/L:95,5
			CV Joint		F			*		GS-3941	A:36/B:27/D:59,5/L:106
1.9 TDI	77/105	04/04->	CV Joint		F			*	engine BJB; engine BKC	GS-3935	A:36/B:30/D:59,5/L:95,5
			CV Joint		F			*	--12/10	GS-3941	A:36/B:27/D:59,5/L:106
			CV Joint		F			*		GS-3957	B:34/L:85
			CV Joint		F	6AT		*	--03/08; Taxi	GS-4011	A:36/B:27/D:59,5/L:105
2.0 FSI	110/150	05/04->03/09	CV Joint		F			*	engine BLR; engine BLY	GS-3934	A:26/B:32/D:31/L:153,5
			CV Joint		F			*	engine BLR; engine BLY	GS-3935	A:36/B:30/D:59,5/L:95,5
			Drive Shaft	L	F	6AT				AW-4831	A:36/B:26/D:59,5/L:587,5
			Drive Shaft	R	F	6AT				AW-4832	A:36/B:26/D:59,5/L:884
2.0 TDI	100/136	03/04->05/09	CV Joint		F			*	engine AZV	GS-3941	A:36/B:27/D:59,5/L:106
			CV Joint		F			*		GS-3957	B:34/L:85
2.0 TDI	125/170	03/06->	CV Joint		F			*	engine CFJA	GS-3941	A:36/B:27/D:59,5/L:106
			CV Joint		F			*	engine BMN	GS-4011	A:36/B:27/D:59,5/L:105
2.0 TDI	103/140	11/05->	CV Joint		F			*	--11/10	GS-3941	A:36/B:27/D:59,5/L:106
			CV Joint		F			*		GS-3957	B:34/L:85
2.0 TDI 16V	103/140	03/04->	CV Joint		F			*	engine BKD	GS-3941	A:36/B:27/D:59,5/L:106
			CV Joint		F			*		GS-3957	B:34/L:85
2.0 TFSI	147/200	04/06->05/09	CV Joint		F			*		GS-3941	A:36/B:27/D:59,5/L:106










ALTEA XL (5P5, 5P8)

1.2 TSI	77/105	04/10->	CV Joint		F			*	05/10->	GS-3935	A:36/B:30/D:59,5/L:95,5
1.4 16V	63/86	10/06->	CV Joint	L; R	F			*		GS-3138	B:33/D2:94/L:32
1.4 TSI	92/125	11/07->	CV Joint		F			*	--05/11	GS-3935	A:36/B:30/D:59,5/L:95,5
1.6	75/102	10/06->	CV Joint		F			*		GS-3935	A:36/B:30/D:59,5/L:95,5
1.6 LPG	75/102	09/09->	CV Joint	L; R	F			*		GS-3138	B:33/D2:94/L:32
			CV Joint		F			*		GS-3935	A:36/B:30/D:59,5/L:95,5
1.6 TDI	77/105	10/09->	CV Joint		F	MT		*	11/09->	GS-3935	A:36/B:30/D:59,5/L:95,5
			CV Joint		F	AT		*		GS-3941	A:36/B:27/D:59,5/L:106
1.6 TDI	66/90	11/10->	CV Joint		F			*		GS-3935	A:36/B:30/D:59,5/L:95,5
1.8 TFSI	118/160	01/07->	CV Joint		F			*		GS-3941	A:36/B:27/D:59,5/L:106

	KW/HP		Type	L/R	F/R	AT/MT			ABS			Technical Specification
1.9 TDI	77/105	10/06->	CV Joint		F	MT	*				GS-3935	A:36/B:30/D:59,5/L:95,5
			CV Joint		F		*		--12/10		GS-3941	A:36/B:27/D:59,5/L:106
			CV Joint				*				GS-3957	B:34/L:85
			CV Joint		F	6AT	*		--03/08; Taxi		GS-4011	A:36/B:27/D:59,5/L:105
			CV Joint				*				GS-3934	A:26/B:32/D:31/L:153,5
2.0 FSI	110/150	10/06->03/09	CV Joint		F	MT	*				GS-3935	A:36/B:30/D:59,5/L:95,5
			Drive Shaft	L	F	6AT				AW-4831	A:36/B:26/D:59,5/L:587,5	
			Drive Shaft	R	F	6AT				AW-4832	A:36/B:26/D:59,5/L:884	
2.0 TDI	125/170	06/07->	CV Joint		F		*			GS-4011	A:36/B:27/D:59,5/L:105	
2.0 TDI	103/140	10/06->	CV Joint		F		*		--11/10		GS-3941	A:36/B:27/D:59,5/L:106
			CV Joint				*				GS-3957	B:34/L:85
2.0 TDI 16V	103/140	10/06->	CV Joint		F		*		09/10->		GS-3941	A:36/B:27/D:59,5/L:106
			CV Joint				*				GS-3957	B:34/L:85
2.0 TDI 4x4	125/170	06/07->	CV Joint		F		*				GS-4011	A:36/B:27/D:59,5/L:105
2.0 TDI 4x4	103/140	06/07->	CV Joint		F		*		--11/10; ch.100->		GS-3941	A:36/B:27/D:59,5/L:106
			CV Joint				*				GS-3957	B:34/L:85
2.0 TFSI 4x4	155/211	05/09->	CV Joint		F		*				GS-3941	A:36/B:27/D:59,5/L:106
2.0 TFSI 4x4	147/200	06/07->05/09	CV Joint		F		*				GS-3941	A:36/B:27/D:59,5/L:106
AROSA (6H) 												
1.0	37/50	05/97->06/04	CV Joint		F		*		engine AER; engine AHT; engine ALD; engine ALL; engine ANV; engine AUC		GS-3178	B:33/D2:92/L:32
			CV Joint		F		*		engine AER; engine AHT; engine ALD; engine ALL; engine ANV; engine AUC		GS-3401	A:22/B:30/D:53/L:129,5
			Drive Shaft	R	F				ch.6H-W-055 366->; engine AER; engine ALD; engine ALL; engine ANV; engine AUC		AW-4244	A:22/D:53,2/L:769/D2:100
1.4	44/60	05/97->06/04	CV Joint		F		*		engine AEX; engine AKK; engine AKV; engine ANW; engine APQ		GS-3178	B:33/D2:92/L:32
			CV Joint		F		*		engine AEX; engine AKK; engine AKV; engine ANW; engine APQ; engine AUD		GS-3401	A:22/B:30/D:53/L:129,5
			Drive Shaft	R	F				ch.6H-W-055 366->; engine AEX; engine AKK; engine AKV; engine ANW; engine APQ; engine AUD		AW-4244	A:22/D:53,2/L:769/D2:100
1.4 16V	74/100	01/00->06/04	CV Joint		F		*		engine AFK; engine ANM; engine AQQ; engine AUB		GS-3178	B:33/D2:92/L:32
			CV Joint		F		*		engine AFK; engine ANM; engine AQQ; engine AUB		GS-3401	A:22/B:30/D:53/L:129,5
			Drive Shaft	R	F				ch.6H-W-055 366->; engine AFK; engine ANM; engine AQQ; engine AUB		AW-4244	A:22/D:53,2/L:769/D2:100
1.7 SDI	44/60	08/97->06/04	CV Joint		F		*		engine AKU		GS-3178	B:33/D2:92/L:32
			CV Joint		F		*		engine AKU		GS-3401	A:22/B:30/D:53/L:129,5
			Drive Shaft	R	F				ch.6H-W-055 366->; engine AKU		AW-4244	A:22/D:53,2/L:769/D2:100
CORDOBA (6K1, 6K2) 												
1.0 i	37/50	09/96->06/99	CV Joint	R	F		*		engine AER		GS-3178	B:33/D2:92/L:32
			Drive Shaft	L	F				engine AER		AW-4239	A:22/D:50/L:562/D2:92
1.4 i	44/60	06/94->06/99	CV Joint	R	F		*		engine ABD; engine AEX; engine AKV; engine APQ		GS-3178	B:33/D2:92/L:32
			Drive Shaft	L	F				engine ABD; engine AEX; engine AKV; engine APQ		AW-4239	A:22/D:50/L:562/D2:92
1.4 i 16V	74/101	09/96->06/99	CV Joint	R	F		*		engine AFH		GS-3178	B:33/D2:92/L:32
			CV Joint				*		engine AFH		GS-3181	A:22/B:30/D:53/L:129,5
			Drive Shaft	L	F				engine AFH		AW-4239	A:22/D:50/L:562/D2:92
1.6 i	55/75	02/93->06/99	CV Joint	R	F		*		engine ABU; engine AEE; engine ALM		GS-3178	B:33/D2:92/L:32
			CV Joint			MT	*		engine ABU; engine AEE; engine ALM		GS-3181	A:22/B:30/D:53/L:129,5
			Drive Shaft	L	F				engine ABU; engine AEE; engine ALM		AW-4239	A:22/D:50/L:562/D2:92
1.6 i	55/75	05/94->06/99	CV Joint			MT	*				GS-3181	A:22/B:30/D:53/L:129,5
			Drive Shaft	R	F				--12/96; engine 1F		AW-4244	A:22/D:53,2/L:769/D2:100

	kw/HP		Type	L/R	F/R	AT/MT			ABS			Technical Specification	
1.6 i	74/101	07/96->10/99	CV Joint			MT	*				GS-3181	A:22/B:30/D:53/L:129,5	
			Drive Shaft	L	F					->ch.6K-W-085 000; engine AFT	AW-4241	A:22/D:53/L:539,5/D2:94	
			Drive Shaft	R	F						->ch.6K-W-085 000; engine AFT	AW-4242	A:22/D:53/L:774/D2:94
1.8 i	66/90	02/93->06/99	CV Joint	L; R	F	AT; MT	*		09/93->		GS-3170	B:33/L:34	
			CV Joint	L	F	AT; MT	*				GS-3175	B:33/D2:100/L:34	
			CV Joint	R	F	AT; MT	*					GS-3182	B:33/D2:100/L:34
			CV Joint			AT; MT	*					GS-3183	A:22/B:30/D:53,2/L:139
1.8 i 16V	95/129	10/93->08/96	CV Joint	L; R	F	MT	*		02/94->		GS-3170	B:33/L:34	
			CV Joint	L	F	AT; MT	*				GS-3175	B:33/D2:100/L:34	
			CV Joint	R	F	AT; MT	*					GS-3182	B:33/D2:100/L:34
			CV Joint			AT; MT	*					GS-3183	A:22/B:30/D:53,2/L:139
			Drive Shaft	R	F					engine ADL		AW-4244	A:22/D:53,2/L:769/D2:100
1.9 D	47/64	01/96->08/96	CV Joint			MT	*				GS-3181	A:22/B:30/D:53/L:129,5	
			Drive Shaft	L	F				engine 1Y		AW-4241	A:22/D:53/L:539,5/D2:94	
			Drive Shaft	R	F				engine 1Y		AW-4242	A:22/D:53/L:774/D2:94	
1.9 D	50/68	02/93->08/96	CV Joint			MT	*				GS-3181	A:22/B:30/D:53/L:129,5	
			Drive Shaft	L	F				engine 1Y		AW-4241	A:22/D:53/L:539,5/D2:94	
			Drive Shaft	R	F				engine 1Y		AW-4242	A:22/D:53/L:774/D2:94	
1.9 SDI	47/64	08/96->06/99	CV Joint			MT	*				GS-3181	A:22/B:30/D:53/L:129,5	
			Drive Shaft	L	F				engine AEY		AW-4241	A:22/D:53/L:539,5/D2:94	
			Drive Shaft	R	F				engine AEY		AW-4242	A:22/D:53/L:774/D2:94	
1.9 TD	55/75	02/93->08/96	CV Joint	L; R	F	MT	*		09/93->		GS-3170	B:33/L:34	
			CV Joint			MT	*				GS-3183	A:22/B:30/D:53,2/L:139	
			Drive Shaft	R	F				engine AAZ		AW-4244	A:22/D:53,2/L:769/D2:100	
1.9 TDI	81/110	03/97->06/99	CV Joint	L; R	F	MT	*				GS-3170	B:33/L:34	
			CV Joint			MT	*				GS-3183	A:22/B:30/D:53,2/L:139	
			CV Joint	L; R	F	MT	*				GS-3184	A:22/B:30/D:53/L:139,5	
1.9 TDI	66/90	08/96->06/99	CV Joint	L; R	F	MT	*				GS-3170	B:33/L:34	
			CV Joint			MT	*				GS-3183	A:22/B:30/D:53,2/L:139	
			CV Joint	L; R	F	MT	*				GS-3184	A:22/B:30/D:53/L:139,5	
			CV Joint	L; R	F	MT	*		09/93->		GS-3170	B:33/L:34	
2.0 i	85/115	02/93->06/99	CV Joint	L	F	MT	*				GS-3175	B:33/D2:100/L:34	
			CV Joint	R	F	MT	*				GS-3182	B:33/D2:100/L:34	
			CV Joint			MT	*				GS-3183	A:22/B:30/D:53,2/L:139	
			Drive Shaft	R	F				engine 2E		AW-4244	A:22/D:53,2/L:769/D2:100	
2.0 i 16V	110/150	08/96->06/99	CV Joint	L; R	F	MT	*				GS-3170	B:33/L:34	
			CV Joint	L	F	MT	*				GS-3175	B:33/D2:100/L:34	
			CV Joint	R	F	MT	*				GS-3182	B:33/D2:100/L:34	
			CV Joint			MT	*				GS-3185	A:36/B:30/D:53,2/L:138,5	
CORDOBA (6K2) 													
1.0	37/50	06/99->10/02	CV Joint		F		*		engine ALD; engine ANV; engine AUC		GS-3178	B:33/D2:92/L:32	
			CV Joint				*				GS-3181	A:22/B:30/D:53/L:129,5	
			Drive Shaft	L	F				engine ALD; engine ANV; engine AUC		AW-4239	A:22/D:50/L:562/D2:92	
1.4	44/60	06/99->10/02	CV Joint		F		*		engine AKK; engine ANW; engine AUD		GS-3178	B:33/D2:92/L:32	
			CV Joint				*				GS-3181	A:22/B:30/D:53/L:129,5	
			Drive Shaft	L	F				engine AKK; engine ANW; engine AUD		AW-4239	A:22/D:50/L:562/D2:92	

													Technical Specification	
		KW/HP		Type	L/R	F/R	AT/MT							
1.4 16V		74/100	02/00->10/02	CV Joint		F			*		engine AQQ; engine AUB	GS-3178	B:33/D2:92/L:32	
				CV Joint					*			GS-3181	A:22/B:30/D:53/L:129,5	
				Drive Shaft	L	F					engine AQQ; engine AUB	AW-4239	A:22/D:50/L:562/D2:92	
1.4 16V		55/75	05/00->10/02	CV Joint		F			*		engine APE; engine AUA	GS-3178	B:33/D2:92/L:32	
				CV Joint					*			GS-3181	A:22/B:30/D:53/L:129,5	
				Drive Shaft	L	F					engine APE; engine AUA	AW-4239	A:22/D:50/L:562/D2:92	
1.6		55/75	06/99->10/02	CV Joint		F			*		engine ALM	GS-3178	B:33/D2:92/L:32	
				CV Joint					*			GS-3181	A:22/B:30/D:53/L:129,5	
				Drive Shaft	L	F					engine ALM	AW-4239	A:22/D:50/L:562/D2:92	
1.6		74/101	06/99->10/02	CV Joint					*			GS-3181	A:22/B:30/D:53/L:129,5	
				CV Joint					*			GS-3181	A:22/B:30/D:53/L:129,5	
				Drive Shaft	L	F					engine AGP; engine AQM	AW-4241	A:22/D:53/L:539,5/D2:94	
1.9 SDI		50/68	06/99->10/02	Drive Shaft	L	F					engine AGP; engine AQM	AW-4241	A:22/D:53/L:539,5/D2:94	
				Drive Shaft	R	F					engine AGP; engine AQM	AW-4242	A:22/D:53/L:774/D2:94	
				CV Joint	L; R	F	MT			*		GS-3170	B:33/L:34	
1.9 TDI		66/90	06/99->10/02	CV Joint					*			GS-3183	A:22/B:30/D:53,2/L:139	
				CV Joint	L; R	F	MT			*		GS-3184	A:22/B:30/D:53/L:139,5	
				CV Joint	L; R	F	MT			*		GS-3170	B:33/L:34	
1.9 TDI		81/110	06/99->10/02	CV Joint					*			GS-3183	A:22/B:30/D:53,2/L:139	
				CV Joint	L; R	F	MT			*		GS-3184	A:22/B:30/D:53/L:139,5	
				CV Joint	L; R	F	MT			*		GS-3184	A:22/B:30/D:53/L:139,5	
CORDOBA (6L2) 														
1.2		47/64	10/02->06/06	CV Joint		F			*			GS-3789	A:36/B:30/D:50,7/L:106	
				Drive Shaft	L	F					engine AZQ	AW-4713	A:36/D:50,7/L:501/D2:94	
				Drive Shaft	R	F					engine AZQ	AW-4714	A:36/D:50,7/L:751/D2:96	
1.2 12V		51/70	05/06->11/09	CV Joint		F			*		GS-3789	A:36/B:30/D:50,7/L:106		
1.4 16V		63/86	05/06->11/09	CV Joint		F			*			GS-3789	A:36/B:30/D:50,7/L:106	
				CV Joint		F	AT			*		engine BBY	GS-3788	A:36/B:30/D:50,75/L:113,5
				CV Joint		F	MT			*		engine BBY	GS-3789	A:36/B:30/D:50,7/L:106
1.4 16V		55/75	09/02->12/07	CV Joint					*			GS-3795	B:30/D2:73,8/L:57,6	
				Drive Shaft	L	F	MT				engine BBY	AW-4713	A:36/D:50,7/L:501/D2:94	
				Drive Shaft	R	F	MT				engine BBY	AW-4714	A:36/D:50,7/L:751/D2:96	
1.4 16V		74/100	10/02->11/09	CV Joint		F			*		engine BBZ	GS-3789	A:36/B:30/D:50,7/L:106	
				Drive Shaft	L	F					engine BBZ	AW-4713	A:36/D:50,7/L:501/D2:94	
				Drive Shaft	R	F					engine BBZ	AW-4714	A:36/D:50,7/L:751/D2:96	
1.4 TDI		51/70	05/05->11/09	CV Joint		F			*		engine BNM	GS-3788	A:36/B:30/D:50,75/L:113,5	
				Drive Shaft	R	F	MT				engine BNM	AW-4714	A:36/D:50,7/L:751/D2:96	
				CV Joint		F				*		engine BNV	GS-3788	A:36/B:30/D:50,75/L:113,5
1.4 TDI		59/80	06/05->11/09	Drive Shaft	R	F	MT				engine BNV	AW-4719	A:36/D:50,5/L:759/D2:73,8	
				CV Joint						*		GS-3676	B:30/D2:73,8/L:57,6	
				CV Joint		F				*		engine AMF	GS-3788	A:36/B:30/D:50,75/L:113,5
1.6		74/101	04/03->11/09	Drive Shaft	R	F	5MT				--ch.6L-3-255000	AW-4719	A:36/D:50,5/L:759/D2:73,8	
				CV Joint		F				*		engine BAH	GS-3788	A:36/B:30/D:50,75/L:113,5
				CV Joint		F				*		engine ASY	GS-3789	A:36/B:30/D:50,7/L:106
1.6 16V		77/105	11/06->11/09	CV Joint		F			*			GS-3788	A:36/B:30/D:50,75/L:113,5	
				CV Joint		F				*		engine ASY	GS-3789	A:36/B:30/D:50,7/L:106
				Drive Shaft	L	F					engine ASY	AW-4713	A:36/D:50,7/L:501/D2:94	
1.9 SDI		47/64	09/02->11/09	Drive Shaft	R	F					engine ASY	AW-4714	A:36/D:50,7/L:751/D2:96	
				Drive Shaft	R	F					engine ASY	AW-4714	A:36/D:50,7/L:751/D2:96	

					Type	L/R	F/R	AT/MT			ABS			Technical Specification	
1.9 TDI	74/100	09/02->11/09	CV Joint								*		GS-3676	B:30/D2:73,8/L:57,6	
			CV Joint		F				*	engine ATD			GS-3788	A:36/B:30/D:50,75/L:113,5	
			Drive Shaft	R	F	5MT					->ch.6L-3-255000		AW-4719	A:36/D:50,5/L:759/D2:73,8	
2.0	85/115	09/02->11/09	CV Joint		F				*	engine AZL; engine BBX		GS-3788	A:36/B:30/D:50,75/L:113,5		
CORDOBA Vario (6K5) 															
1.4 i	44/60	09/96->06/99	CV Joint		F						*	engine AEX; engine AKV; engine APQ	GS-3178	B:33/D2:92/L:32	
			CV Joint				MT		*			GS-3181	A:22/B:30/D:53/L:129,5		
			Drive Shaft	L	F						engine AEX; engine AKV; engine APQ		AW-4239	A:22/D:50/L:562/D2:92	
1.6 i	55/75	05/97->06/99	CV Joint	L	F	MT			*			GS-3175	B:33/D2:100/L:34		
			CV Joint	R	F	MT		*			GS-3182	B:33/D2:100/L:34			
1.6 i	74/101	09/96->06/99	CV Joint			MT			*			GS-3181	A:22/B:30/D:53/L:129,5		
			Drive Shaft	L	F						->ch.6K-W-085 000; engine AFT		AW-4241	A:22/D:53/L:539,5/D2:94	
			Drive Shaft	R	F						->ch.6K-W-085 000; engine AFT		AW-4242	A:22/D:53/L:774/D2:94	
1.6 i	55/75	09/96->06/99	CV Joint	L; R	F	MT			*	05/97->		GS-3170	B:33/L:34		
			CV Joint	L	F	MT		*			GS-3175	B:33/D2:100/L:34			
			CV Joint		F			*	engine AEE; engine ALM		GS-3178	B:33/D2:92/L:32			
			CV Joint	R	F	MT		*			GS-3182	B:33/D2:100/L:34			
			CV Joint			MT		*			GS-3183	A:22/B:30/D:53,2/L:139			
			Drive Shaft	L	F				engine AEE; engine ALM		AW-4239	A:22/D:50/L:562/D2:92			
1.9 SDI	47/64	09/96->06/99	CV Joint			MT		*				GS-3181	A:22/B:30/D:53/L:129,5		
			Drive Shaft	L	F					engine AEE		AW-4241	A:22/D:53/L:539,5/D2:94		
			Drive Shaft	R	F					engine AEE		AW-4242	A:22/D:53/L:774/D2:94		
1.9 TDI	81/110	07/97->06/99	CV Joint	L; R	F	MT		*	02/98->			GS-3170	B:33/L:34		
			CV Joint			MT		*			GS-3183	A:22/B:30/D:53,2/L:139			
			CV Joint	L; R	F	MT		*	02/98->		GS-3184	A:22/B:30/D:53/L:139,5			
1.9 TDI	66/90	08/96->06/99	CV Joint	L; R	F	MT		*	06/97->			GS-3170	B:33/L:34		
			CV Joint			MT		*			GS-3183	A:22/B:30/D:53,2/L:139			
			CV Joint	L; R	F	MT		*	06/97->		GS-3184	A:22/B:30/D:53/L:139,5			
CORDOBA Vario (6K5) 															
1.4	44/60	06/99->12/02	CV Joint		F				*	engine AKK; engine ANW; engine AUD		GS-3178	B:33/D2:92/L:32		
			CV Joint					*			GS-3181	A:22/B:30/D:53/L:129,5			
			Drive Shaft	L	F					engine AKK; engine ANW; engine AUD		AW-4239	A:22/D:50/L:562/D2:92		
1.4 16V	55/75	06/99->12/02	CV Joint		F				*	engine APE		GS-3178	B:33/D2:92/L:32		
			CV Joint					*			GS-3181	A:22/B:30/D:53/L:129,5			
1.6	55/75	06/99->12/02	Drive Shaft	L	F							AW-4239	A:22/D:50/L:562/D2:92		
			CV Joint	L; R	F	MT		*	->08/02		GS-3170	B:33/L:34			
			CV Joint		F			*	engine ALM		GS-3178	B:33/D2:92/L:32			
1.6	74/101	06/99->12/02	CV Joint					*				GS-3181	A:22/B:30/D:53/L:129,5		
			CV Joint					*			GS-3181	A:22/B:30/D:53/L:129,5			
1.9 SDI	50/68	06/99->12/02	Drive Shaft	L	F					engine AGP; engine AQM		AW-4241	A:22/D:53/L:539,5/D2:94		
			Drive Shaft	R	F					engine AGP; engine AQM		AW-4242	A:22/D:53/L:774/D2:94		
			CV Joint	L; R	F	MT		*	->08/02		GS-3170	B:33/L:34			
1.9 TDI	66/90	06/99->12/02	CV Joint					*				GS-3183	A:22/B:30/D:53,2/L:139		
			CV Joint	L; R	F	MT		*	->08/02		GS-3184	A:22/B:30/D:53/L:139,5			



KW/HP



Type

L/R

F/R

AT/MT



ABS



Technical Specification

1.9 TDI	81/110	06/99->12/02	CV Joint	L; R	F	MT	*	->08/02	GS-3170	B:33/L:34
			CV Joint				*		GS-3183	A:22/B:30/D:53,2/L:139
			CV Joint	L; R	F	MT	*	->08/02	GS-3184	A:22/B:30/D:53/L:139,5

EXEO (3R2)

1.6	75/102	03/09->09/10	CV Joint		F		*		GS-3847	A:38/B:33/D:59,5/L:89
1.8 T	110/150	12/08->05/10	CV Joint				*	45 + ABS	GS-3937	A:38/B:27/D:59,5/L:97,5
1.8 TSI	118/160	05/10->	CV Joint				*	45	GS-3937	A:38/B:27/D:59,5/L:97,5
1.8 TSI	88/120	09/10->	CV Joint				*	45	GS-3937	A:38/B:27/D:59,5/L:97,5
2.0 TDI	125/170	02/09->	CV Joint				*		GS-3575	B:34/L:85
			CV Joint				*	45	GS-3937	A:38/B:27/D:59,5/L:97,5
2.0 TDI	105/143	12/08->	CV Joint				*	45 + ABS	GS-3937	A:38/B:27/D:59,5/L:97,5
2.0 TDI	88/120	12/08->	CV Joint				*		GS-3575	B:34/L:85
			CV Joint				*	45	GS-3937	A:38/B:27/D:59,5/L:97,5
2.0 TFSI	147/200	03/09->	CV Joint				*		GS-3575	B:34/L:85
			CV Joint			AT; MT	*	45	GS-3937	A:38/B:27/D:59,5/L:97,5
2.0 TFSI	155/211	05/10->	CV Joint				*	45	GS-3937	A:38/B:27/D:59,5/L:97,5

EXEO ST (3R5)

1.6	75/102	06/09->09/10	CV Joint		F		*		GS-3847	A:38/B:33/D:59,5/L:89
1.8 T	110/150	06/09->05/10	CV Joint				*	45 + ABS	GS-3937	A:38/B:27/D:59,5/L:97,5
1.8 TSI	118/160	05/10->	CV Joint				*	45	GS-3937	A:38/B:27/D:59,5/L:97,5
1.8 TSI	88/120	09/10->	CV Joint				*	45	GS-3937	A:38/B:27/D:59,5/L:97,5
2.0 TDI	105/143	05/09->	CV Joint				*	45 + ABS	GS-3937	A:38/B:27/D:59,5/L:97,5
2.0 TDI	125/170	05/09->	CV Joint				*	45	GS-3937	A:38/B:27/D:59,5/L:97,5
2.0 TDI	88/120	07/09->	CV Joint				*	45	GS-3937	A:38/B:27/D:59,5/L:97,5
2.0 TFSI	155/211	05/10->	CV Joint				*	45	GS-3937	A:38/B:27/D:59,5/L:97,5
2.0 TFSI	147/200	06/09->	CV Joint			AT; MT	*	45	GS-3937	A:38/B:27/D:59,5/L:97,5

IBIZA II (6K1)

1.0	33/45	03/93->09/96	CV Joint		F		*	engine AAU	GS-3178	B:33/D2:92/L:32
			CV Joint			MT	*		GS-3181	A:22/B:30/D:53/L:129,5
			Drive Shaft	L	F				engine AAU	AW-4239
1.0 i	37/50	09/96->08/99	CV Joint		F		*	engine AER	GS-3178	B:33/D2:92/L:32
			CV Joint			MT	*		GS-3181	A:22/B:30/D:53/L:129,5
			Drive Shaft	L	F				engine AER	AW-4239
1.3 i	40/54	03/93->08/99	CV Joint		F		*	engine AAV	GS-3178	B:33/D2:92/L:32
			CV Joint			MT	*		GS-3181	A:22/B:30/D:53/L:129,5
			Drive Shaft	L	F				engine AAV	AW-4239
1.4 i	44/60	09/93->08/99	CV Joint		F		*	engine ABD; engine AEX; engine AKV; engine APQ	GS-3178	B:33/D2:92/L:32
			CV Joint			MT	*		GS-3181	A:22/B:30/D:53/L:129,5
			Drive Shaft	L	F				engine ABD; engine AEX; engine AKV; engine APQ	AW-4239
1.4 i 16V	74/101	06/97->08/99	CV Joint		F		*	engine AFH	GS-3178	B:33/D2:92/L:32
			CV Joint				*		GS-3181	A:22/B:30/D:53/L:129,5
			Drive Shaft	L	F				engine AFH	AW-4239
1.6 i	55/75	03/93->08/99	CV Joint		F		*	engine ABU; engine AEE; engine ALM	GS-3178	B:33/D2:92/L:32
			CV Joint			MT	*		GS-3181	A:22/B:30/D:53/L:129,5
			Drive Shaft	L	F				engine ABU; engine AEE; engine ALM	AW-4239



KW/HP



Type

L/R

F/R

AT/MT



ABS



Technical Specification

	KW/HP		Type	L/R	F/R	AT/MT			ABS			Technical Specification	
1.6 i	74/101	04/96->08/99	CV Joint	L	F			*		ch.1KW08501->	GS-3175	B:33/D2:100/L:34	
			CV Joint					*		->ch.6KW08500	GS-3181	A:22/B:30/D:53/L:129,5	
			CV Joint	R	F			*			ch.6KW08501->	GS-3182	B:33/D2:100/L:34
			CV Joint					*			ch.6KW08501->	GS-3183	A:22/B:30/D:53,2/L:139
			Drive Shaft	L	F						->ch.6K-W-085 000; engine AFT	AW-4241	A:22/D:53/L:539,5/D2:94
			Drive Shaft	R	F						->ch.6K-W-085 000; engine AFT	AW-4242	A:22/D:53/L:774/D2:94
1.6 i	55/75	09/94->06/99	CV Joint					*			GS-3181	A:22/B:30/D:53/L:129,5	
			Drive Shaft	R	F					->12/96; engine 1F	AW-4244	A:22/D:53,2/L:769/D2:100	
1.8 i	66/90	03/93->08/99	CV Joint	L; R	F	AT; MT		*			GS-3170	B:33/L:34	
			CV Joint	L	F	AT; MT		*			GS-3175	B:33/D2:100/L:34	
			CV Joint	R	F	AT; MT		*			GS-3182	B:33/D2:100/L:34	
			CV Joint			AT; MT		*			GS-3183	A:22/B:30/D:53,2/L:139	
1.8 i 16V	95/129	11/93->08/96	CV Joint	L; R	F	MT		*		02/94->	GS-3170	B:33/L:34	
			CV Joint	L	F	AT; MT		*			GS-3175	B:33/D2:100/L:34	
			CV Joint	R	F	AT; MT		*			GS-3182	B:33/D2:100/L:34	
			CV Joint			AT; MT		*			GS-3183	A:22/B:30/D:53,2/L:139	
			Drive Shaft	R	F						engine ADL	AW-4244	A:22/D:53,2/L:769/D2:100
			CV Joint			MT		*				GS-3181	A:22/B:30/D:53/L:129,5
1.9 D	47/64	04/93->08/96	Drive Shaft	L	F					engine 1Y	AW-4241	A:22/D:53/L:539,5/D2:94	
			Drive Shaft	R	F					engine 1Y	AW-4242	A:22/D:53/L:774/D2:94	
			CV Joint			MT		*			GS-3181	A:22/B:30/D:53/L:129,5	
1.9 D	50/68	10/94->08/96	Drive Shaft	L	F					engine 1Y	AW-4241	A:22/D:53/L:539,5/D2:94	
			Drive Shaft	R	F					engine 1Y	AW-4242	A:22/D:53/L:774/D2:94	
1.9 SDI	47/64	08/96->08/99	CV Joint			MT		*			GS-3181	A:22/B:30/D:53/L:129,5	
			Drive Shaft	L	F					engine AEY	AW-4241	A:22/D:53/L:539,5/D2:94	
			Drive Shaft	R	F					engine AEY	AW-4242	A:22/D:53/L:774/D2:94	
1.9 TD	55/75	03/93->08/96	CV Joint	L; R	F	MT		*			GS-3170	B:33/L:34	
			CV Joint	L	F			*			GS-3175	B:33/D2:100/L:34	
			CV Joint	R	F			*			GS-3182	B:33/D2:100/L:34	
			CV Joint					*			GS-3183	A:22/B:30/D:53,2/L:139	
			Drive Shaft	R	F						engine AAZ	AW-4244	A:22/D:53,2/L:769/D2:100
			CV Joint	R	F	MT		*				GS-3170	B:33/L:34
1.9 TDI	81/110	02/97->08/99	CV Joint					*			GS-3181	A:22/B:30/D:53/L:129,5	
			CV Joint	L; R	F	MT		*			GS-3184	A:22/B:30/D:53/L:139,5	
			CV Joint	R	F	MT		*			GS-3170	B:33/L:34	
1.9 TDI	66/90	08/96->08/99	CV Joint	L	F			*			GS-3175	B:33/D2:100/L:34	
			CV Joint	R	F			*			GS-3182	B:33/D2:100/L:34	
			CV Joint					*			GS-3183	A:22/B:30/D:53,2/L:139	
			CV Joint	L; R	F	MT		*			GS-3184	A:22/B:30/D:53/L:139,5	
			CV Joint	L; R	F	MT		*			GS-3170	B:33/L:34	
2.0 i	85/115	03/93->08/99	CV Joint	L	F	MT		*			GS-3175	B:33/D2:100/L:34	
			CV Joint	R	F	MT		*			GS-3182	B:33/D2:100/L:34	
			CV Joint			MT		*			GS-3183	A:22/B:30/D:53,2/L:139	
			Drive Shaft	R	F						engine 2E	AW-4244	A:22/D:53,2/L:769/D2:100



KW/HP



Type

L/R

F/R

AT/MT



ABS












Technical Specification









IBIZA III (6K1)









1.0	37/50	08/99->02/02	CV Joint				*	engine ALD; engine ANV; engine AUC	GS-3178	B:33/D2:92/L:32
			CV Joint				*		GS-3181	A:22/B:30/D:53/L:129,5
			Drive Shaft	L	F				engine ALD; engine ANV; engine AUC	AW-4239
1.4	44/60	08/99->02/02	CV Joint				*	engine AKK; engine ANW; engine AUD	GS-3178	B:33/D2:92/L:32
			CV Joint				*		GS-3181	A:22/B:30/D:53/L:129,5
			Drive Shaft	L	F				engine AKK; engine ANW; engine AUD	AW-4239
1.4 16V	55/75	05/00->02/02	CV Joint				*	engine APE; engine AUA	GS-3178	B:33/D2:92/L:32
			CV Joint				*		GS-3181	A:22/B:30/D:53/L:129,5
			Drive Shaft	L	F				engine APE; engine AUA	AW-4239
1.4 16V	74/100	08/99->02/02	CV Joint				*	engine AQQ; engine AUB	GS-3178	B:33/D2:92/L:32
			CV Joint				*		GS-3181	A:22/B:30/D:53/L:129,5
			Drive Shaft	L	F				engine AQQ; engine AUB	AW-4239
1.6	74/101	08/99->02/02	CV Joint				*		GS-3181	A:22/B:30/D:53/L:129,5
			CV Joint		F		*	engine ALM	GS-3178	B:33/D2:92/L:32
			Drive Shaft	L	F				engine ALM	AW-4239
1.6	55/75	08/99->02/02	CV Joint				*		GS-3181	A:22/B:30/D:53/L:129,5
			CV Joint		F		*		GS-3178	B:33/D2:92/L:32
			Drive Shaft	L	F				engine ALM	AW-4239
1.8 T 20V Cupra	115/156	07/00->02/02	CV Joint				*		GS-3181	A:22/B:30/D:53/L:129,5
			CV Joint				*		GS-3181	A:22/B:30/D:53/L:129,5
			Drive Shaft	L	F				engine AGP; engine AQM	AW-4241
1.9 SDI	50/68	08/99->02/02	Drive Shaft	R	F			engine AGP; engine AQM	AW-4242	A:22/D:53/L:774/D2:94
			CV Joint	R	F	MT	*		GS-3170	B:33/L:34
			CV Joint	L; R	F	MT	*		GS-3183	A:22/B:30/D:53,2/L:139
1.9 TDI	66/90	08/99->02/02	CV Joint	R	F	MT	*		GS-3170	B:33/L:34
			CV Joint	R	F	MT	*		GS-3183	A:22/B:30/D:53,2/L:139
			CV Joint	L; R	F	MT	*		GS-3184	A:22/B:30/D:53/L:139,5

IBIZA IV (6L1)

1.2	47/64	02/02->06/06	CV Joint				*	engine AZQ	GS-3789	A:36/B:30/D:50,7/L:106
			Drive Shaft	L	F			engine AZQ	AW-4713	A:36/D:50,7/L:501/D2:94
			Drive Shaft	R	F			engine AZQ	AW-4714	A:36/D:50,7/L:751/D2:96
1.2	44/60	06/07->05/08	CV Joint				*		GS-3789	A:36/B:30/D:50,7/L:106
			CV Joint		F		*		GS-3789	A:36/B:30/D:50,7/L:106
			CV Joint			AT	*	45 + ABS	GS-3937	A:38/B:27/D:59,5/L:97,5
1.2 12V	51/70	05/06->11/09	CV Joint				*	engine AUB; engine BBZ	GS-3789	A:36/B:30/D:50,7/L:106
			Drive Shaft	L	F			ch.6L-2-000 001->; engine AUB; engine BBZ	AW-4713	A:36/D:50,7/L:501/D2:94
			Drive Shaft	R	F			ch.6L-2-000 001->; engine AUB; engine BBZ	AW-4714	A:36/D:50,7/L:751/D2:96
1.4 16V	74/100	02/02->11/09	CV Joint				*	engine BBY	GS-3788	A:36/B:30/D:50,75/L:113,5
			CV Joint		F	MT	*		GS-3789	A:36/B:30/D:50,7/L:106
			CV Joint				*		GS-3795	B:30/D2:73,8/L:57,6
1.4 16V	55/75	02/02->12/07	Drive Shaft	L	F	MT		engine BBY	AW-4713	A:36/D:50,7/L:501/D2:94
			Drive Shaft	R	F	MT		engine BBY	AW-4714	A:36/D:50,7/L:751/D2:96
			CV Joint		F		*		GS-3789	A:36/B:30/D:50,7/L:106
1.4 16V	63/86	05/06->11/09	CV Joint				*		GS-3789	A:36/B:30/D:50,7/L:106
			CV Joint			AT	*	45 + ABS	GS-3937	A:38/B:27/D:59,5/L:97,5

	KW/HP		Type	L/R	F/R	AT/MT			ABS			Technical Specification	
1.4 TDI	55/75	05/02->12/05	CV Joint						*		GS-3676	B:30/D2:73,8/L:57,6	
			CV Joint		F				*	engine AMF	GS-3788	A:36/B:30/D:50,75/L:113,5	
			Drive Shaft	R	F	5MT					AW-4719	A:36/D:50,5/L:759/D2:73,8	
1.4 TDI	51/70	05/05->11/09	CV Joint		F				*	engine BNM	GS-3788	A:36/B:30/D:50,75/L:113,5	
			Drive Shaft	R	F	MT				engine BNM	AW-4714	A:36/D:50,7/L:751/D2:96	
			CV Joint		F					*		GS-3788	A:36/B:30/D:50,75/L:113,5
1.4 TDI	59/80	06/05->11/09	CV Joint		F		AT		*	45 + ABS	GS-3937	A:38/B:27/D:59,5/L:97,5	
			Drive Shaft	R	F						AW-4719	A:36/D:50,5/L:759/D2:73,8	
			CV Joint		F					*	engine BAH	GS-3788	A:36/B:30/D:50,75/L:113,5
1.6	74/101	02/03->11/09	CV Joint		F			*		GS-3788	A:36/B:30/D:50,75/L:113,5		
1.6 16V	77/105	11/06->11/09	CV Joint		F			*		GS-3788	A:36/B:30/D:50,75/L:113,5		
1.8 T Cupra R	132/180	01/04->02/08	CV Joint		F				*	engine BBU	GS-3788	A:36/B:30/D:50,75/L:113,5	
			Drive Shaft	R	F	5MT					AW-4719	A:36/D:50,5/L:759/D2:73,8	
			CV Joint		F					*	->ch.6L-6-066 000; engine BJX; engine BKV	GS-3788	A:36/B:30/D:50,75/L:113,5
1.8 T FR	110/150	12/03->05/08	Drive Shaft	R	F	5MT					AW-4719	A:36/D:50,5/L:759/D2:73,8	
			CV Joint		F					*		GS-3789	A:36/B:30/D:50,7/L:106
			Drive Shaft	L	F						engine ASY	AW-4713	A:36/D:50,7/L:501/D2:94
1.9 SDI	47/64	02/02->12/05	Drive Shaft	R	F					engine ASY	AW-4714	A:36/D:50,7/L:751/D2:96	
			CV Joint		F					*		GS-3676	B:30/D2:73,8/L:57,6
			CV Joint		F					*	engine ATD	GS-3788	A:36/B:30/D:50,75/L:113,5
2.0	85/116	04/02->11/09	Drive Shaft	R	F	5MT					AW-4719	A:36/D:50,5/L:759/D2:73,8	
			CV Joint		F					*		GS-3788	A:36/B:30/D:50,75/L:113,5
			CV Joint		F					*		GS-3789	A:36/B:30/D:50,7/L:106
IBIZA V (6J5, 6P1) 													
1.4 TDI	59/80	07/08->06/10	CV Joint		F				*		GS-3789	A:36/B:30/D:50,7/L:106	
1.9 TDI	77/105	03/08->06/10	CV Joint		F				*		GS-3788	A:36/B:30/D:50,75/L:113,5	
1.9 TDI	66/90	07/08->06/10	CV Joint		F				*		GS-3788	A:36/B:30/D:50,75/L:113,5	
IBIZA V SPORTCOUPE (6J1, 6P5) 													
1.9 TDI	66/90	07/08->06/10	CV Joint		F				*		GS-3788	A:36/B:30/D:50,75/L:113,5	
1.9 TDI	77/105	07/08->06/10	CV Joint		F				*		GS-3788	A:36/B:30/D:50,75/L:113,5	
INCA (6K9) 													
1.4 16V	55/75	04/00->06/03	CV Joint		F				*	engine AUA	GS-3178	B:33/D2:92/L:32	
			CV Joint		F				*		GS-3181	A:22/B:30/D:53/L:129,5	
			Drive Shaft	L	F						engine AUA	AW-4239	A:22/D:50/L:562/D2:92
1.4 i	44/60	11/95->06/03	CV Joint		F				*	engine AEX; engine AKV; engine APQ; engine AUD	GS-3178	B:33/D2:92/L:32	
			CV Joint		F				*		GS-3181	A:22/B:30/D:53/L:129,5	
			Drive Shaft	L	F						engine AEX; engine AKV; engine APQ; engine AUD	AW-4239	A:22/D:50/L:562/D2:92
1.6 i	55/75	06/97->09/00	CV Joint		F				*		GS-3181	A:22/B:30/D:53/L:129,5	
			Drive Shaft	L	F					engine AEE	AW-4241	A:22/D:53/L:539,5/D2:94	
			Drive Shaft	R	F						engine AEE	AW-4242	A:22/D:53/L:774/D2:94
1.6 i	55/75	11/95->05/98	CV Joint	L; R	F	MT			*	->05/97; FR	GS-3170	B:33/L:34	
			CV Joint		F				*		GS-3181	A:22/B:30/D:53/L:129,5	
			Drive Shaft	L	F						engine 1F	AW-4241	A:22/D:53/L:539,5/D2:94
1.7 D	42/57	09/96->06/03	CV Joint		F				*		GS-3181	A:22/B:30/D:53/L:129,5	
			Drive Shaft	L	F					engine AHB	AW-4241	A:22/D:53/L:539,5/D2:94	
			Drive Shaft	R	F						engine AHB	AW-4242	A:22/D:53/L:774/D2:94

	kw/HP		Type	L/R	F/R	AT/MT			ABS			Technical Specification
1.9 D	47/64	11/95->06/03	CV Joint								GS-3181	A:22/B:30/D:53/L:129,5
			Drive Shaft	L	F				engine 1Y		AW-4241	A:22/D:53/L:539,5/D2:94
			Drive Shaft	R	F				engine 1Y		AW-4242	A:22/D:53/L:774/D2:94
1.9 SDI	47/64	11/95->06/03	CV Joint								GS-3181	A:22/B:30/D:53/L:129,5
			Drive Shaft	L	F				engine AEY; engine AYQ		AW-4241	A:22/D:53/L:539,5/D2:94
			Drive Shaft	R	F				engine AEY; engine AYQ		AW-4242	A:22/D:53/L:774/D2:94
1.9 TDI	66/90	09/96->06/03	CV Joint							GS-3181	A:22/B:30/D:53/L:129,5	
LEON (1M1) 												
1.4 16V	55/75	11/99->06/06	CV Joint	L; R	F						GS-3138	B:33/D2:94/L:32
			CV Joint		F			*	engine AHW; engine APE; engine AXP; engine BCA		GS-3642	A:36/B:30/D:53/L:129,5
			Drive Shaft	R	F				engine AHW; engine APE; engine AXP; engine BCA		AW-4570	A:36/D:53/L:822
1.6	74/100	11/99->06/06	Drive Shaft	L	F				engine AHW; engine APE; engine AXP; engine BCA		AW-4571	A:36/D:53/L:555
			CV Joint	L; R	F			*	- PS; ->10/05		GS-3138	B:33/D2:94/L:32
			CV Joint		F			*	->10/05		GS-3185	A:36/B:30/D:53,2/L:138,5
1.6 16 V	77/105	09/00->06/06	CV Joint		F				engine AUS; engine AZD; engine BCB		GS-3185	A:36/B:30/D:53,2/L:138,5
1.8 20V	92/125	11/99->06/06	CV Joint		F						GS-3185	A:36/B:30/D:53,2/L:138,5
			CV Joint		R			*	engine AJQ; engine ARY		GS-3642	A:36/B:30/D:53/L:129,5
			CV Joint		F			*	engine AJQ; engine ARY		GS-3728	A:36/B:27/D:53/L:142,5
1.8 20V T 4	132/180	11/99->06/06	Drive Shaft	L	F				engine AJQ; engine ARY		AW-4671	A:36/D:53/L:520/D2:108
			CV Joint		F			*	engine AMK		GS-3728	A:36/B:27/D:53/L:142,5
			Drive Shaft	L	F				->ch.1M-3-109 000; engine AMK		AW-4671	A:36/D:53/L:520/D2:108
1.8 T Cupra R	154/209	02/02->06/06	CV Joint	L; R	F						GS-3138	B:33/D2:94/L:32
			CV Joint		F			*	engine AQM		GS-3642	A:36/B:30/D:53/L:129,5
			Drive Shaft	R	F				engine AQM		AW-4570	A:36/D:53/L:822
1.9 SDI	50/68	11/99->06/06	Drive Shaft	L	F				engine AQM		AW-4571	A:36/D:53/L:555
			CV Joint		F			*	engine ASZ		GS-3728	A:36/B:27/D:53/L:142,5
			Drive Shaft	L	F				->ch.1M-3-109 000; engine ASZ		AW-4671	A:36/D:53/L:520/D2:108
1.9 TDI	96/130	05/03->06/06	CV Joint	L	F				engine AXR		GS-3185	A:36/B:30/D:53,2/L:138,5
			CV Joint	R	F			*	engine AXR		GS-3642	A:36/B:30/D:53/L:129,5
			CV Joint		F			*	AT; MT		GS-3182	B:33/D2:100/L:34
1.9 TDI	66/90	11/99->06/06	CV Joint		F				engine AGR; engine ALH		GS-3185	A:36/B:30/D:53,2/L:138,5
			Drive Shaft	L	F	MT			engine AGR; engine ALH		AW-4263	A:36/D:53,2/L:557/D2:100
			Drive Shaft	R	F	MT			engine AGR; engine ALH		AW-4572	A:36/D:53,2/L:822/D2:100
1.9 TDI	81/110	11/99->06/06	CV Joint		F				engine AHF; engine ASV		GS-3185	A:36/B:30/D:53,2/L:138,5
			Drive Shaft	L	F	MT			engine AHF; engine ASV		AW-4263	A:36/D:53,2/L:557/D2:100
			Drive Shaft	R	F	MT			engine AHF; engine ASV		AW-4572	A:36/D:53,2/L:822/D2:100
2.8 Cupra 4	150/204	02/01->06/06	CV Joint		R				engine AUE		GS-3642	A:36/B:30/D:53/L:129,5
			CV Joint		F			*	engine AUE		GS-3728	A:36/B:27/D:53/L:142,5
			Drive Shaft	L	F				engine AUE		AW-4671	A:36/D:53/L:520/D2:108
LEON (1P1) 												
1.2 TSI	77/105	02/10->12/12	CV Joint		F						GS-3935	A:36/B:30/D:59,5/L:95,5
1.4 16V	63/86	06/06->12/12	CV Joint	L; R	F						GS-3138	B:33/D2:94/L:32
			CV Joint		F			*			GS-3935	A:36/B:30/D:59,5/L:95,5
1.6	75/102	07/05->12/12	CV Joint		F				engine BSE; engine BSF		GS-3935	A:36/B:30/D:59,5/L:95,5
			Drive Shaft	R	F				engine BSE; engine BSF		AW-4833	A:36/D:59,5/L:799/D2:100

		Type	L/R	F/R	AT/MT			ABS			Technical Specification		
1.8 TSI	118/160	06/07->12/12	CV Joint		F			*		GS-3941	A:36/B:27/D:59,5/L:106		
1.9 TDI	77/105	07/05->12/10	CV Joint		F			*	engine BKC; engine BLS	GS-3935	A:36/B:30/D:59,5/L:95,5		
			CV Joint		F			*		GS-3941	A:36/B:27/D:59,5/L:106		
2.0 Cupra R	195/265	09/09->12/12	CV Joint		F			*		GS-3941	A:36/B:27/D:59,5/L:106		
			CV Joint					*		GS-3934	A:26/B:32/D:31/L:153,5		
2.0 FSI	110/150	07/05->05/10	CV Joint		F			*	engine BLR; engine BLY	GS-3935	A:36/B:30/D:59,5/L:95,5		
			Drive Shaft	L	F		AT		engine BLR; engine BLY	AW-4831	A:36/B:26/D:59,5/L:587,5		
			Drive Shaft	R	F		6AT			AW-4832	A:36/B:26/D:59,5/L:884		
2.0 TDI	125/170	05/06->12/12	CV Joint		F			*		GS-4011	A:36/B:27/D:59,5/L:105		
2.0 TDI	100/136	07/05->05/10	CV Joint		F			*		GS-3941	A:36/B:27/D:59,5/L:106		
			CV Joint					*		GS-3957	B:34/L:85		
2.0 TDI	103/140	10/05->10/10	CV Joint		F			*		GS-3941	A:36/B:27/D:59,5/L:106		
			CV Joint					*		GS-3957	B:34/L:85		
2.0 TDI 16V	103/140	07/05->12/12	CV Joint		F			*	engine BKD; engine BMM	GS-3941	A:36/B:27/D:59,5/L:106		
			CV Joint					*		GS-3957	B:34/L:85		
2.0 TFSI	147/200	05/05->03/09	CV Joint		F			*		GS-3941	A:36/B:27/D:59,5/L:106		
2.0 TFSI	155/211	06/09->12/12	CV Joint		F			*		GS-3941	A:36/B:27/D:59,5/L:106		
2.0 TFSI	136/185	09/05->05/06	CV Joint		F			*		GS-3941	A:36/B:27/D:59,5/L:106		
2.0 TFSI	177/240	11/06->05/11	CV Joint		F			*	ch.1M-6-000001->	GS-3941	A:36/B:27/D:59,5/L:106		
RONDA (022A) 													
1.6	68/92	08/83->09/85	CV Joint					*		GS-3227	B:25/D2:100/L:32		
TOLEDO I (1L) 													
1.6 i	55/75	01/93->03/99	CV Joint	L; R	F		MT		*		GS-3170	B:33/L:34	
			CV Joint	L	F		MT		*		GS-3175	B:33/D2:100/L:34	
			CV Joint	R	F		MT		*		GS-3182	B:33/D2:100/L:34	
			CV Joint				MT		*	-->12/93		GS-3183	A:22/B:30/D:53,2/L:139
			Drive Shaft	R	F						engine 1F	AW-4244	A:22/D:53,2/L:769/D2:100
1.6 i	54/73	05/91->03/99	CV Joint	L; R	F		MT		*	-->09/96		GS-3170	B:33/L:34
			CV Joint	L	F		MT		*		GS-3175	B:33/D2:100/L:34	
			CV Joint	R	F		MT		*		GS-3182	B:33/D2:100/L:34	
			CV Joint				MT		*	-->12/93		GS-3183	A:22/B:30/D:53,2/L:139
			Drive Shaft	R	F						engine 1F; engine ABN; engine EZ	AW-4244	A:22/D:53,2/L:769/D2:100
1.6 i	52/71	05/91->12/93	CV Joint	L; R	F		MT		*		GS-3170	B:33/L:34	
			CV Joint	L	F		MT		*		GS-3175	B:33/D2:100/L:34	
			CV Joint	R	F		MT		*		GS-3182	B:33/D2:100/L:34	
			CV Joint				MT		*		GS-3183	A:22/B:30/D:53,2/L:139	
			Drive Shaft	R	F						engine 1F	AW-4244	A:22/D:53,2/L:769/D2:100
1.6 i	74/101	11/96->03/99	CV Joint	L; R	F		MT		*		GS-3170	B:33/L:34	
			CV Joint				MT		*		GS-3181	A:22/B:30/D:53/L:129,5	
			Drive Shaft	R	F					engine AFT	AW-4244	A:22/D:53,2/L:769/D2:100	
1.8 16V	98/133	05/91->03/99	Drive Shaft	R	F				engine KR	AW-4244	A:22/D:53,2/L:769/D2:100		
1.8 16V	92/125	05/91->03/99	CV Joint	L; R	F		MT		*	-->03/94		GS-3170	B:33/L:34
			Drive Shaft	R	F					engine PL	AW-4244	A:22/D:53,2/L:769/D2:100	



kW/HP



Type

L/R

F/R

AT/MT



ABS



Technical Specification

			Type	L/R	F/R	AT/MT						
1.8 i	65/88	05/91->12/96	CV Joint	L; R	F	AT; MT	*	->09/96		GS-3170	B:33/L:34	
			CV Joint	L	F	MT	*		GS-3175	B:33/D2:100/L:34		
			CV Joint	R	F	MT	*		GS-3182	B:33/D2:100/L:34		
			CV Joint			MT	*		GS-3183	A:22/B:30/D:53,2/L:139		
			Drive Shaft	R	F			engine RP	AW-4244	A:22/D:53,2/L:769/D2:100		
1.8 i	66/90	11/93->12/96	CV Joint	L; R	F	AT; MT	*		GS-3170	B:33/L:34		
			CV Joint	L	F	MT	*		GS-3175	B:33/D2:100/L:34		
			CV Joint	R	F	MT	*		GS-3182	B:33/D2:100/L:34		
			CV Joint			MT	*		GS-3183	A:22/B:30/D:53,2/L:139		
			Drive Shaft	R	F			engine ABS; engine ADZ	AW-4244	A:22/D:53,2/L:769/D2:100		
1.9 D	50/68	05/91->03/99	CV Joint	L; R	F	MT	*	for taxis	GS-3170	B:33/L:34		
			CV Joint	L	F	MT	*	->11/95	GS-3175	B:33/D2:100/L:34		
			CV Joint			MT	*	12/95->	GS-3181	A:22/B:30/D:53/L:129,5		
			CV Joint			MT	*	->11/95	GS-3182	B:33/D2:100/L:34		
			CV Joint			MT	*	->11/95	GS-3183	A:22/B:30/D:53,2/L:139		
1.9 D	47/64	12/95->03/99	Drive Shaft	L	F			engine 1Y	AW-4241	A:22/D:53/L:539,5/D2:94		
			Drive Shaft	R	F			engine 1Y	AW-4242	A:22/D:53/L:774/D2:94		
			CV Joint	L; R	F	MT	*	for taxis	GS-3170	B:33/L:34		
			CV Joint	L	F	MT	*		GS-3175	B:33/D2:100/L:34		
			CV Joint	R	F	MT	*		GS-3181	A:22/B:30/D:53/L:129,5		
1.9 TD	55/75	05/91->03/99	CV Joint			MT	*		GS-3182	B:33/D2:100/L:34		
			CV Joint			MT	*		GS-3183	A:22/B:30/D:53,2/L:139		
			Drive Shaft	R	F			engine AAZ	AW-4244	A:22/D:53,2/L:769/D2:100		
			CV Joint	L; R	F	MT	*	->04/97	GS-3170	B:33/L:34		
			CV Joint	L	F	MT	*		GS-3175	B:33/D2:100/L:34		
1.9 TDI	66/90	08/95->03/99	CV Joint	R	F	MT	*		GS-3182	B:33/D2:100/L:34		
			CV Joint			MT	*		GS-3183	A:22/B:30/D:53,2/L:139		
			CV Joint	L; R	F	MT	*		GS-3184	A:22/B:30/D:53/L:139,5		
			CV Joint	L; R	F	MT	*		GS-3170	B:33/L:34		
			CV Joint	L	F	MT	*		GS-3175	B:33/D2:100/L:34		
1.9 TDI	81/110	11/96->03/99	CV Joint	R	F	MT	*		GS-3182	B:33/D2:100/L:34		
			CV Joint			MT	*		GS-3183	A:22/B:30/D:53,2/L:139		
			CV Joint	L; R	F	MT	*		GS-3184	A:22/B:30/D:53/L:139,5		
			CV Joint	L; R	F	MT	*	->10/98	GS-3170	B:33/L:34		
			CV Joint	L	F	MT	*		GS-3175	B:33/D2:100/L:34		
2.0 i	85/115	05/91->03/99	CV Joint	R	F	MT	*		GS-3182	B:33/D2:100/L:34		
			CV Joint			MT	*		GS-3183	A:22/B:30/D:53,2/L:139		
			CV Joint	L; R	F	MT	*	03/94->	GS-3170	B:33/L:34		
2.0 i 16V	110/150	11/93->03/99	CV Joint	L	F	MT	*		GS-3175	B:33/D2:100/L:34		
			CV Joint	R	F	MT	*		GS-3182	B:33/D2:100/L:34		
			CV Joint		F		*	engine ABF	GS-3185	A:36/B:30/D:53,2/L:138,5		



KW/HP



Type

L/R F/R

AT/MT



ABS



Technical Specification

TOLEDO II (1M2)

1.4 16V	55/75	01/00->05/02	CV Joint	L; R	F		*		GS-3138	B:33/D2:94/L:32
			CV Joint		F		*	engine AHW; engine AXP	GS-3642	A:36/B:30/D:53/L:129,5
			Drive Shaft	R	F			engine AHW; engine AXP	AW-4570	A:36/D:53/L:822
			Drive Shaft	L	F			engine AHW; engine AXP	AW-4571	A:36/D:53/L:555
1.6	74/100	10/98->07/04	CV Joint	L; R	F		*	engine AEH, AKL	GS-3138	B:33/D2:94/L:32
1.6 16V	77/105	06/00->05/06	CV Joint		F		*	engine AUS; engine AZD	GS-3185	A:36/B:30/D:53,2/L:138,5
			CV Joint	R	F	MT	*		GS-3170	B:33/L:34
			CV Joint		F		*		GS-3182	B:33/D2:100/L:34
1.8 20V	92/125	10/98->07/04	CV Joint		F		*		GS-3185	A:36/B:30/D:53,2/L:138,5
			CV Joint		F		*		GS-3182	B:33/D2:100/L:34
			CV Joint		F		*		GS-3182	B:33/D2:100/L:34
1.8 20VT	132/180	09/00->07/04	CV Joint		F		*		GS-3170	B:33/L:34
			CV Joint	R	F	MT	*		GS-3182	B:33/D2:100/L:34
			CV Joint		F		*		GS-3182	B:33/D2:100/L:34
1.9 TDI	66/90	03/99->07/04	CV Joint		F		*	engine AGR; engine ALH	GS-3185	A:36/B:30/D:53,2/L:138,5
			Drive Shaft	L	F	MT		engine AGR; engine ALH	AW-4263	A:36/D:53,2/L:557/D2:100
			Drive Shaft	R	F	MT		engine AGR; engine ALH	AW-4572	A:36/D:53,2/L:822/D2:100
			CV Joint		F		*		GS-3182	B:33/D2:100/L:34
1.9 TDI	96/130	05/03->05/06	CV Joint		F		*		GS-3170	B:33/L:34
1.9 TDI	110/150	10/00->07/04	CV Joint		F		*		GS-3182	B:33/D2:100/L:34
			CV Joint	R	F	MT	*	05/99->	GS-3170	B:33/L:34
			CV Joint		F		*		GS-3182	B:33/D2:100/L:34
			CV Joint		F		*	engine AHF; engine ASV	GS-3185	A:36/B:30/D:53,2/L:138,5
1.9 TDI	81/110	10/98->07/04	Drive Shaft	L	F	MT		engine AHF; engine ASV	AW-4263	A:36/D:53,2/L:557/D2:100
			Drive Shaft	R	F	MT		engine AHF; engine ASV	AW-4572	A:36/D:53,2/L:822/D2:100
			CV Joint		F		*		GS-3185	A:36/B:30/D:53,2/L:138,5
2.3 V5	110/150	10/98->11/00	CV Joint		F		*		GS-3185	A:36/B:30/D:53,2/L:138,5
2.3 V5 20V	125/170	09/00->11/03	CV Joint		F		*		GS-3185	A:36/B:30/D:53,2/L:138,5

TOLEDO III (5P2)

1.4 16V	63/86	05/06->05/09	CV Joint	L; R	F		*		GS-3138	B:33/D2:94/L:32
1.6	75/102	10/04->05/09	CV Joint		F		*	engine BGU; engine BSE; engine BSF	GS-3935	A:36/B:30/D:59,5/L:95,5
			Drive Shaft	R	F			engine BGU; engine BSE; engine BSF	AW-4833	A:36/D:59,5/L:799/D2:100
1.8 TFSI	118/160	01/07->05/09	CV Joint		F		*		GS-3935	A:36/B:30/D:59,5/L:95,5
1.9 TDI	77/105	10/04->05/09	CV Joint		F		*	engine BJB; engine BKC	GS-3935	A:36/B:30/D:59,5/L:95,5
			CV Joint		F		*		GS-3934	A:26/B:32/D:31/L:153,5
			CV Joint		F		*	engine BLR; engine BLY	GS-3935	A:36/B:30/D:59,5/L:95,5
			Drive Shaft	L	F	AT		engine BLR; engine BLY	AW-4831	A:36/B:26/D:59,5/L:587,5
2.0 FSI	110/150	10/04->05/09	Drive Shaft	R	F	6AT			AW-4832	A:36/B:26/D:59,5/L:884
			CV Joint		F		*		GS-4011	A:36/B:27/D:59,5/L:105
2.0 TDI	125/170	01/06->05/09	CV Joint		F		*		GS-3941	A:36/B:27/D:59,5/L:106
2.0 TDI	100/136	09/04->05/09	CV Joint		F		*		GS-3941	A:36/B:27/D:59,5/L:106
2.0 TDI	103/140	11/05->05/09	CV Joint		F		*		GS-3941	A:36/B:27/D:59,5/L:106
2.0 TDI 16V	103/140	04/04->05/09	CV Joint		F		*	engine BKD	GS-3941	A:36/B:27/D:59,5/L:106
			CV Joint		F		*		GS-3957	B:34/L:85
2.0 TFSI	147/200	11/05->05/09	CV Joint		F		*		GS-3941	A:36/B:27/D:59,5/L:106



KW/HP



Type

L/R F/R

AT/MT



ABS



Technical Specification









SKODA









FABIA








1.2	51/70	01/07->12/14	CV Joint	F		*		GS-3789	A:36/B:30/D:50,7/L:106
			Drive Shaft	L	F			AW-4713	A:36/D:50,7/L:501/D2:94
			Drive Shaft	R	F			AW-4714	A:36/D:50,7/L:751/D2:96
1.2	44/60	12/06->12/14	CV Joint	F		*		GS-3789	A:36/B:30/D:50,7/L:106
			Drive Shaft	L	F			AW-4713	A:36/D:50,7/L:501/D2:94
			Drive Shaft	R	F			AW-4714	A:36/D:50,7/L:751/D2:96
1.2 TSI	77/105	03/10->12/14	CV Joint	F		*		GS-3788	A:36/B:30/D:50,75/L:113,5
1.2 TSI	63/86	03/10->12/14	CV Joint	F		*		GS-3788	A:36/B:30/D:50,75/L:113,5
1.4	63/86	01/07->12/14	CV Joint	F	MT	*		GS-3789	A:36/B:30/D:50,7/L:106
			Drive Shaft	L	F	MT		AW-4713	A:36/D:50,7/L:501/D2:94
			Drive Shaft	R	F	MT		AW-4714	A:36/D:50,7/L:751/D2:96
1.4 TDI	59/80	01/07->03/10	CV Joint	F		*		GS-3788	A:36/B:30/D:50,75/L:113,5
			Drive Shaft	R	F			AW-4719	A:36/D:50,5/L:759/D2:73,8
1.4 TDI	51/70	02/07->03/10	CV Joint	F	MT	*		GS-3788	A:36/B:30/D:50,75/L:113,5
			Drive Shaft	R	F	MT		AW-4714	A:36/D:50,7/L:751/D2:96
1.6	77/105	04/07->12/14	CV Joint	F	MT	*		GS-3788	A:36/B:30/D:50,75/L:113,5
1.6 TDI	66/90	03/10->12/14	CV Joint	F		*		GS-3788	A:36/B:30/D:50,75/L:113,5
1.9 TDI	77/105	04/07->03/10	CV Joint	F		*		GS-3788	A:36/B:30/D:50,75/L:113,5
			Drive Shaft	R	F	MT		AW-4719	A:36/D:50,5/L:759/D2:73,8










FABIA (6Y2)



1.0	37/50	12/99->08/02	CV Joint	F		*		GS-3790	A:20/B:30/D:52/L:109	
1.2	47/64	01/03->03/08	CV Joint	F		*		GS-3789	A:36/B:30/D:50,7/L:106	
			Drive Shaft	L	F			engine AZQ; engine BME	AW-4713	A:36/D:50,7/L:501/D2:94
			Drive Shaft	R	F			engine AZQ; engine BME	AW-4714	A:36/D:50,7/L:751/D2:96
1.2	40/54	08/02->03/08	CV Joint	F		*		GS-3789	A:36/B:30/D:50,7/L:106	
			Drive Shaft	L	F			engine AWY; engine BMD	AW-4713	A:36/D:50,7/L:501/D2:94
			Drive Shaft	R	F			engine AWY; engine BMD	AW-4714	A:36/D:50,7/L:751/D2:96
1.4	44/60	08/00->08/02	CV Joint	F		*		GS-3789	A:36/B:30/D:50,7/L:106	
			CV Joint	F		*		GS-3790	A:20/B:30/D:52/L:109	
1.4	50/68	08/99->05/03	CV Joint	F		*		GS-3789	A:36/B:30/D:50,7/L:106	
			CV Joint	F		*		GS-3789	A:36/B:30/D:50,7/L:106	
			Drive Shaft	L	F			engine AUB; engine BBZ	AW-4713	A:36/D:50,7/L:501/D2:94
1.4 16V	74/100	12/99->03/08	Drive Shaft	R	F			engine AUB; engine BBZ	AW-4714	A:36/D:50,7/L:751/D2:96
			CV Joint	F	AT	*		GS-3788	A:36/B:30/D:50,75/L:113,5	
			CV Joint	F	MT	*		GS-3789	A:36/B:30/D:50,7/L:106	
1.4 16V	55/75	12/99->03/08	CV Joint	R	F		*	trans.type AT	GS-3795	B:30/D2:73,8/L:57,6
			Drive Shaft	L	F	MT		engine AUA; engine BBY; engine BKY	AW-4713	A:36/D:50,7/L:501/D2:94
			Drive Shaft	R	F	MT		engine AUA; engine BBY; engine BKY	AW-4714	A:36/D:50,7/L:751/D2:96
1.4 TDI	55/75	04/03->03/08	CV Joint	F		*		GS-3676	B:30/D2:73,8/L:57,6	
			CV Joint	F		*		GS-3788	A:36/B:30/D:50,75/L:113,5	
			Drive Shaft	R	F	5MT		->10/05	AW-4719	A:36/D:50,5/L:759/D2:73,8









		kW/HP		Type	L/R	F/R	AT/MT			ABS			Technical Specification
1.4 TDI	51/70	10/05->03/08	CV Joint		F			*				GS-3788	A:36/B:30/D:50,75/L:113,5
			Drive Shaft	R	F	MT			engine BNM		AW-4714	A:36/D:50,7/L:751/D2:96	
1.4 TDI	59/80	10/05->03/08	CV Joint		F			*				GS-3788	A:36/B:30/D:50,75/L:113,5
			Drive Shaft	R	F	5MT			-->04/07		AW-4719	A:36/D:50,5/L:759/D2:73,8	
1.9 SDI	47/64	12/99->03/08	CV Joint		F			*				GS-3789	A:36/B:30/D:50,7/L:106
			Drive Shaft	L	F				engine ASY		AW-4713	A:36/D:50,7/L:501/D2:94	
1.9 TDI	74/100	01/00->03/08	Drive Shaft	R	F					engine ASY		AW-4714	A:36/D:50,7/L:751/D2:96
			CV Joint		F			*			GS-3676	B:30/D2:73,8/L:57,6	
2.0	85/116	12/99->03/08	CV Joint		F			*				GS-3788	A:36/B:30/D:50,75/L:113,5
			Drive Shaft	R	F	5MT			-->04/07		AW-4719	A:36/D:50,5/L:759/D2:73,8	
FABIA Combi 													
1.2	51/70	10/07->12/14	CV Joint		F			*				GS-3789	A:36/B:30/D:50,7/L:106
			Drive Shaft	L	F					AW-4713	A:36/D:50,7/L:501/D2:94		
1.2	44/60	10/07->11/14	Drive Shaft	R	F							AW-4714	A:36/D:50,7/L:751/D2:96
			CV Joint		F			*		-->11/11		GS-3789	A:36/B:30/D:50,7/L:106
1.2 TSI	77/105	03/10->12/14	CV Joint		F			*				GS-3788	A:36/B:30/D:50,75/L:113,5
1.2 TSI	63/86	03/10->12/14	CV Joint		F			*				GS-3788	A:36/B:30/D:50,75/L:113,5
1.4	63/86	10/07->12/14	CV Joint		F	MT		*				GS-3789	A:36/B:30/D:50,7/L:106
			Drive Shaft	L	F	MT				AW-4713	A:36/D:50,7/L:501/D2:94		
1.4 TDI	51/70	10/07->03/10	Drive Shaft	R	F	MT						AW-4714	A:36/D:50,7/L:751/D2:96
			CV Joint		F	MT		*			GS-3788	A:36/B:30/D:50,75/L:113,5	
1.4 TDI	59/80	10/07->03/10	Drive Shaft	R	F							AW-4714	A:36/D:50,7/L:751/D2:96
			CV Joint		F			*			GS-3788	A:36/B:30/D:50,75/L:113,5	
1.6	77/105	10/07->12/14	Drive Shaft	R	F							AW-4719	A:36/D:50,5/L:759/D2:73,8
1.9 TDI	77/105	10/07->03/10	CV Joint		F			*				GS-3788	A:36/B:30/D:50,75/L:113,5
			Drive Shaft	R	F						AW-4719	A:36/D:50,5/L:759/D2:73,8	
FABIA Combi (6Y5) 													
1.2	47/64	01/03->12/07	CV Joint		F			*				GS-3789	A:36/B:30/D:50,7/L:106
			Drive Shaft	L	F				engine AZQ; engine BME		AW-4713	A:36/D:50,7/L:501/D2:94	
1.2	40/54	07/01->12/07	Drive Shaft	R	F					engine AZQ; engine BME		AW-4714	A:36/D:50,7/L:751/D2:96
			CV Joint		F			*			GS-3789	A:36/B:30/D:50,7/L:106	
1.4	50/68	04/00->05/03	Drive Shaft	L	F					engine AWY; engine BMD		AW-4713	A:36/D:50,7/L:501/D2:94
			Drive Shaft	R	F					engine AWY; engine BMD		AW-4714	A:36/D:50,7/L:751/D2:96
1.4	44/60	04/00->03/03	CV Joint		F			*				GS-3789	A:36/B:30/D:50,7/L:106
			CV Joint		F			*			GS-3790	A:20/B:30/D:52/L:109	
1.4 16V	74/100	04/00->12/07	CV Joint		F			*				GS-3789	A:36/B:30/D:50,7/L:106
			Drive Shaft	L	F				engine AUB; engine BBZ		AW-4713	A:36/D:50,7/L:501/D2:94	
1.4 16V	59/80	04/06->12/07	Drive Shaft	R	F					engine AUB; engine BBZ		AW-4714	A:36/D:50,7/L:751/D2:96
			CV Joint		F			*			GS-3789	A:36/B:30/D:50,7/L:106	
1.4 16V	59/80	04/06->12/07	Drive Shaft	L	F					engine BUD		AW-4713	A:36/D:50,7/L:501/D2:94
			Drive Shaft	R	F					engine BUD		AW-4714	A:36/D:50,7/L:751/D2:96

	kw/HP		Type	L/R	F/R	AT/MT			ABS			Technical Specification	
1.4 16V	55/75	05/00->12/07	CV Joint		F	AT	*				GS-3788	A:36/B:30/D:50,75/L:113,5	
			CV Joint		F	MT	*				GS-3789	A:36/B:30/D:50,7/L:106	
			CV Joint	R	F			*		trans.type AT		GS-3795	B:30/D2:73,8/L:57,6
			Drive Shaft	L	F	MT				engine AUA; engine BBY; engine BKY		AW-4713	A:36/D:50,7/L:501/D2:94
			Drive Shaft	R	F	MT				engine AUA; engine BBY; engine BKY		AW-4714	A:36/D:50,7/L:751/D2:96
1.4 TDI	55/75	04/03->12/07	CV Joint		F		*				GS-3676	B:30/D2:73,8/L:57,6	
			CV Joint		F		*				GS-3788	A:36/B:30/D:50,75/L:113,5	
1.4 TDI	51/70	10/05->12/07	Drive Shaft	R	F	5MT			-->10/05		AW-4719	A:36/D:50,5/L:759/D2:73,8	
			CV Joint		F		*				GS-3788	A:36/B:30/D:50,75/L:113,5	
1.4 TDI	59/80	10/05->12/07	Drive Shaft	R	F	MT			engine BNM		AW-4714	A:36/D:50,7/L:751/D2:96	
			CV Joint		F		*				GS-3788	A:36/B:30/D:50,75/L:113,5	
1.9 SDI	47/64	04/00->12/07	Drive Shaft	R	F	5MT					AW-4719	A:36/D:50,5/L:759/D2:73,8	
			CV Joint		F		*				GS-3789	A:36/B:30/D:50,7/L:106	
1.9 TDI	74/100	04/00->12/07	Drive Shaft	L	F				engine ASY		AW-4713	A:36/D:50,7/L:501/D2:94	
			Drive Shaft	R	F					engine ASY		AW-4714	A:36/D:50,7/L:751/D2:96
2.0	85/116	04/00->12/07	CV Joint		F		*				GS-3676	B:30/D2:73,8/L:57,6	
			CV Joint		F		*				GS-3788	A:36/B:30/D:50,75/L:113,5	
			Drive Shaft	R	F	5MT					AW-4719	A:36/D:50,5/L:759/D2:73,8	
FABIA Praktik 													
1.2	47/64	01/03->12/07	CV Joint		F		*				GS-3789	A:36/B:30/D:50,7/L:106	
			Drive Shaft	L	F				engine AZQ; engine BME		AW-4713	A:36/D:50,7/L:501/D2:94	
			Drive Shaft	R	F					engine AZQ; engine BME		AW-4714	A:36/D:50,7/L:751/D2:96
1.2	40/54	07/01->12/07	CV Joint		F		*				GS-3789	A:36/B:30/D:50,7/L:106	
			Drive Shaft	L	F				engine AWY; engine BMD		AW-4713	A:36/D:50,7/L:501/D2:94	
1.4	50/68	07/01->05/03	Drive Shaft	R	F				engine AWY; engine BMD		AW-4714	A:36/D:50,7/L:751/D2:96	
			CV Joint		F		*				GS-3789	A:36/B:30/D:50,7/L:106	
1.4 TDI	51/70	10/05->12/07	CV Joint		F		*				GS-3788	A:36/B:30/D:50,75/L:113,5	
			Drive Shaft	R	F	MT			engine BNM		AW-4714	A:36/D:50,7/L:751/D2:96	
1.9 SDI	47/64	07/01->12/07	CV Joint		F		*				GS-3789	A:36/B:30/D:50,7/L:106	
			Drive Shaft	L	F				engine ASY		AW-4713	A:36/D:50,7/L:501/D2:94	
			Drive Shaft	R	F				engine ASY		AW-4714	A:36/D:50,7/L:751/D2:96	
FABIA Saloon (6Y3) 													
1.2	47/64	01/03->12/07	CV Joint		F		*				GS-3789	A:36/B:30/D:50,7/L:106	
			Drive Shaft	L	F				engine AZQ; engine BME		AW-4713	A:36/D:50,7/L:501/D2:94	
			Drive Shaft	R	F					engine AZQ; engine BME		AW-4714	A:36/D:50,7/L:751/D2:96
1.2	40/54	07/01->12/07	CV Joint		F		*				GS-3789	A:36/B:30/D:50,7/L:106	
			Drive Shaft	L	F				engine AWY; engine BMD		AW-4713	A:36/D:50,7/L:501/D2:94	
1.4	44/60	04/00->08/02	Drive Shaft	R	F				engine AWY; engine BMD		AW-4714	A:36/D:50,7/L:751/D2:96	
			CV Joint		F		*				GS-3789	A:36/B:30/D:50,7/L:106	
1.4	50/68	07/01->05/03	CV Joint		F		*				GS-3790	A:20/B:30/D:52/L:109	
			CV Joint		F		*				GS-3789	A:36/B:30/D:50,7/L:106	
1.4 16V	59/80	04/06->12/07	CV Joint		F	MT	*				GS-3789	A:36/B:30/D:50,7/L:106	
			Drive Shaft	L	F	MT			engine BUD		AW-4713	A:36/D:50,7/L:501/D2:94	
			Drive Shaft	R	F	MT				engine BUD		AW-4714	A:36/D:50,7/L:751/D2:96

	kw/HP		Type	L/R	F/R	AT/MT			ABS			Technical Specification	
1.4 16V	55/75	10/99->12/07	CV Joint		F	AT	*				GS-3788	A:36/B:30/D:50,75/L:113,5	
			CV Joint		F	MT	*				GS-3789	A:36/B:30/D:50,7/L:106	
			CV Joint	R	F			*	trans.type AT			GS-3795	B:30/D2:73,8/L:57,6
			Drive Shaft	L	F	MT			engine AUA; engine BBY; engine BKY			AW-4713	A:36/D:50,7/L:501/D2:94
			Drive Shaft	R	F	MT			engine AUA; engine BBY; engine BKY			AW-4714	A:36/D:50,7/L:751/D2:96
1.4 16V	74/100	12/99->12/07	CV Joint		F	MT	*				GS-3788	A:36/B:30/D:50,75/L:113,5	
			CV Joint		F		*	05/02->			GS-3789	A:36/B:30/D:50,7/L:106	
			Drive Shaft	L	F	MT			engine AUB; engine BBZ			AW-4713	A:36/D:50,7/L:501/D2:94
1.4 TDI	55/75	04/03->12/07	Drive Shaft	R	F	MT					AW-4714	A:36/D:50,7/L:751/D2:96	
			CV Joint		F		*				GS-3676	B:30/D2:73,8/L:57,6	
1.4 TDI	51/70	10/05->12/07	CV Joint		F		*				GS-3788	A:36/B:30/D:50,75/L:113,5	
			Drive Shaft	R	F	MT			engine BNM			AW-4714	A:36/D:50,7/L:751/D2:96
1.4 TDI	59/80	10/05->12/07	CV Joint		F		*				GS-3788	A:36/B:30/D:50,75/L:113,5	
			Drive Shaft	R	F	5MT					AW-4719	A:36/D:50,5/L:759/D2:73,8	
1.9 SDI	47/64	11/99->12/07	CV Joint		F		*				GS-3789	A:36/B:30/D:50,7/L:106	
			Drive Shaft	L	F				engine ASY			AW-4713	A:36/D:50,7/L:501/D2:94
			Drive Shaft	R	F				engine ASY			AW-4714	A:36/D:50,7/L:751/D2:96
1.9 TDI	74/100	01/00->12/07	CV Joint		F		*				GS-3676	B:30/D2:73,8/L:57,6	
			CV Joint		F		*				GS-3788	A:36/B:30/D:50,75/L:113,5	
			Drive Shaft	R	F	5MT						AW-4719	A:36/D:50,5/L:759/D2:73,8
2.0	85/116	12/99->12/07	CV Joint		F		*			GS-3788	A:36/B:30/D:50,75/L:113,5		
FAVORIT [781] 													
1.3 [781]	50/68	01/94->09/94	CV Joint	L; R	F	MT		*			GS-3259	A:22/B:30/D:40/L:154,7	
			CV Joint		F		*				GS-3260	A:22/B:22/D:45/L:135,5	
			Drive Shaft	L	F							AW-4395	A:22/B:22/D:45/L:599
			Drive Shaft	R	F							AW-4396	A:22/B:22/D:45/L:861
1.3 135 [781]	44/60	10/90->09/94	CV Joint		F	MT		*			GS-3259	A:22/B:30/D:40/L:154,7	
			CV Joint		F		*				GS-3260	A:22/B:22/D:45/L:135,5	
			Drive Shaft	L	F							AW-4395	A:22/B:22/D:45/L:599
1.3 135 [781]	42/57	12/91->09/94	Drive Shaft	R	F						AW-4396	A:22/B:22/D:45/L:861	
			CV Joint		F	MT		*			GS-3259	A:22/B:30/D:40/L:154,7	
			CV Joint		F		*					GS-3260	A:22/B:22/D:45/L:135,5
1.3 135 [781]	43/58	12/91->09/94	Drive Shaft	L	F						AW-4395	A:22/B:22/D:45/L:599	
			Drive Shaft	R	F							AW-4396	A:22/B:22/D:45/L:861
			CV Joint		F	MT		*				GS-3259	A:22/B:30/D:40/L:154,7
1.3 135 X,LX,GLX [781]	40/54	01/90->09/94	CV Joint		F		*				GS-3260	A:22/B:22/D:45/L:135,5	
			Drive Shaft	L	F							AW-4395	A:22/B:22/D:45/L:599
			Drive Shaft	R	F							AW-4396	A:22/B:22/D:45/L:861

	kw/HP		Type	L/R	F/R	AT/MT			ABS			Technical Specification
1.3 135L (781)	43/58	05/89->09/94	CV Joint			MT			*		GS-3259	A:22/B:30/D:40/L:154,7
			CV Joint		F				*		GS-3260	A:22/B:22/D:45/L:135,5
			Drive Shaft	L	F						AW-4395	A:22/B:22/D:45/L:599
			Drive Shaft	R	F						AW-4396	A:22/B:22/D:45/L:861
1.3 136 (781)	45/61	10/90->09/94	CV Joint			MT			*		GS-3259	A:22/B:30/D:40/L:154,7
			CV Joint		F				*		GS-3260	A:22/B:22/D:45/L:135,5
			Drive Shaft	L	F						AW-4395	A:22/B:22/D:45/L:599
			Drive Shaft	R	F						AW-4396	A:22/B:22/D:45/L:861
FAVORIT Forman (785) 												
1.3	50/68	01/94->06/95	CV Joint			MT			*	MD Favorit Forman	GS-3259	A:22/B:30/D:40/L:154,7
			CV Joint		F				*		GS-3260	A:22/B:22/D:45/L:135,5
			Drive Shaft	L	F						AW-4395	A:22/B:22/D:45/L:599
			Drive Shaft	R	F						AW-4396	A:22/B:22/D:45/L:861
1.3 (135 E)	40/54	09/91->06/95	CV Joint			MT			*	MD Favorit	GS-3259	A:22/B:30/D:40/L:154,7
			CV Joint		F				*		GS-3260	A:22/B:22/D:45/L:135,5
			Drive Shaft	L	F						AW-4395	A:22/B:22/D:45/L:599
			Drive Shaft	R	F						AW-4396	A:22/B:22/D:45/L:861
1.3 (135)	44/60	12/91->06/95	CV Joint			MT			*		GS-3259	A:22/B:30/D:40/L:154,7
			CV Joint		F				*		GS-3260	A:22/B:22/D:45/L:135,5
			Drive Shaft	L	F						AW-4395	A:22/B:22/D:45/L:599
			Drive Shaft	R	F						AW-4396	A:22/B:22/D:45/L:861
1.3 (136)	45/61	08/91->06/95	CV Joint			MT			*		GS-3259	A:22/B:30/D:40/L:154,7
			CV Joint		F				*		GS-3260	A:22/B:22/D:45/L:135,5
			Drive Shaft	L	F						AW-4395	A:22/B:22/D:45/L:599
			Drive Shaft	R	F						AW-4396	A:22/B:22/D:45/L:861
FAVORIT Pickup (787) 												
1.3	50/68	12/92->06/97	CV Joint			MT			*	-->10/96	GS-3259	A:22/B:30/D:40/L:154,7
			CV Joint		F				*		GS-3260	A:22/B:22/D:45/L:135,5
			Drive Shaft	L	F						AW-4395	A:22/B:22/D:45/L:599
			Drive Shaft	R	F						AW-4396	A:22/B:22/D:45/L:861
1.3	40/54	12/92->06/97	CV Joint			MT			*	-->09/95; 10/93->	GS-3259	A:22/B:30/D:40/L:154,7
			CV Joint		F				*		GS-3260	A:22/B:22/D:45/L:135,5
			Drive Shaft	L	F						AW-4395	A:22/B:22/D:45/L:599
			Drive Shaft	R	F						AW-4396	A:22/B:22/D:45/L:861
1.3	42/57	12/92->06/97	CV Joint			MT			*	-->08/95	GS-3259	A:22/B:30/D:40/L:154,7
			CV Joint		F				*		GS-3260	A:22/B:22/D:45/L:135,5
			Drive Shaft	L	F						AW-4395	A:22/B:22/D:45/L:599
			Drive Shaft	R	F						AW-4396	A:22/B:22/D:45/L:861
FELICIA I (6U1) 												
1.3	40/54	10/94->03/98	CV Joint			MT			*		GS-3259	A:22/B:30/D:40/L:154,7
			CV Joint		F				*		GS-3260	A:22/B:22/D:45/L:135,5
			Drive Shaft	L	F						AW-4395	A:22/B:22/D:45/L:599
			Drive Shaft	R	F						AW-4396	A:22/B:22/D:45/L:861

		kw/HP		Type	L/R	F/R	AT/MT			ABS			Technical Specification
1.3	50/68	10/94->03/98	CV Joint				MT			*		GS-3259	A:22/B:30/D:40/L:154,7
			CV Joint		F					*		GS-3260	A:22/B:22/D:45/L:135,5
			Drive Shaft	L	F							AW-4395	A:22/B:22/D:45/L:599
			Drive Shaft	R	F							AW-4396	A:22/B:22/D:45/L:861
1.3	43/58	10/94->03/98	CV Joint				MT			*		GS-3259	A:22/B:30/D:40/L:154,7
			CV Joint		F					*		GS-3260	A:22/B:22/D:45/L:135,5
			Drive Shaft	L	F							AW-4395	A:22/B:22/D:45/L:599
			Drive Shaft	R	F							AW-4396	A:22/B:22/D:45/L:861
1.6 LX	55/75	08/95->03/98	CV Joint				MT			*		GS-3259	A:22/B:30/D:40/L:154,7
			CV Joint		F					*		GS-3260	A:22/B:22/D:45/L:135,5
			Drive Shaft	L	F							AW-4395	A:22/B:22/D:45/L:599
			Drive Shaft	R	F							AW-4396	A:22/B:22/D:45/L:861
1.9 D	47/64	10/95->03/98	CV Joint				MT			*		GS-3259	A:22/B:30/D:40/L:154,7
			CV Joint		F					*		GS-3260	A:22/B:22/D:45/L:135,5
			Drive Shaft	L	F							AW-4395	A:22/B:22/D:45/L:599
			Drive Shaft	R	F							AW-4396	A:22/B:22/D:45/L:861
FELICIA I Estate [6U5] 													
1.3	43/58	08/95->03/98	CV Joint				MT			*		GS-3259	A:22/B:30/D:40/L:154,7
			CV Joint		F					*		GS-3260	A:22/B:22/D:45/L:135,5
			Drive Shaft	L	F							AW-4395	A:22/B:22/D:45/L:599
			Drive Shaft	R	F							AW-4396	A:22/B:22/D:45/L:861
1.3 LX	40/54	08/95->03/98	CV Joint				MT			*		GS-3259	A:22/B:30/D:40/L:154,7
			CV Joint		F					*		GS-3260	A:22/B:22/D:45/L:135,5
			Drive Shaft	L	F							AW-4395	A:22/B:22/D:45/L:599
			Drive Shaft	R	F							AW-4396	A:22/B:22/D:45/L:861
1.3 LXI	50/68	08/95->03/98	CV Joint				MT			*		GS-3259	A:22/B:30/D:40/L:154,7
			CV Joint		F					*		GS-3260	A:22/B:22/D:45/L:135,5
			Drive Shaft	L	F							AW-4395	A:22/B:22/D:45/L:599
			Drive Shaft	R	F							AW-4396	A:22/B:22/D:45/L:861
1.6 GLX	55/75	08/95->03/98	CV Joint				MT			*		GS-3259	A:22/B:30/D:40/L:154,7
			CV Joint		F					*		GS-3260	A:22/B:22/D:45/L:135,5
			Drive Shaft	L	F							AW-4395	A:22/B:22/D:45/L:599
			Drive Shaft	R	F							AW-4396	A:22/B:22/D:45/L:861
1.9 D	47/64	10/95->03/98	CV Joint				MT			*		GS-3259	A:22/B:30/D:40/L:154,7
			CV Joint		F					*		GS-3260	A:22/B:22/D:45/L:135,5
			Drive Shaft	L	F							AW-4395	A:22/B:22/D:45/L:599
			Drive Shaft	R	F							AW-4396	A:22/B:22/D:45/L:861
FELICIA I Fun [797] 													
1.3	50/68	06/97->04/02	CV Joint				MT			*	->03/01	GS-3259	A:22/B:30/D:40/L:154,7
			CV Joint		F					*		GS-3260	A:22/B:22/D:45/L:135,5
			Drive Shaft	L	F							AW-4395	A:22/B:22/D:45/L:599
			Drive Shaft	R	F							AW-4396	A:22/B:22/D:45/L:861
1.3	40/54	06/97->04/02	CV Joint				MT			*	->10/00	GS-3259	A:22/B:30/D:40/L:154,7
			CV Joint		F					*		GS-3260	A:22/B:22/D:45/L:135,5
			Drive Shaft	L	F							AW-4395	A:22/B:22/D:45/L:599
			Drive Shaft	R	F							AW-4396	A:22/B:22/D:45/L:861

		kw/HP		Type	L/R	F/R	AT/MT			ABS			Technical Specification
1.6	55/75	06/97->04/02	CV Joint				MT		*	--03/01		GS-3259	A:22/B:30/D:40/L:154,7
			CV Joint		F				*			GS-3260	A:22/B:22/D:45/L:135,5
			Drive Shaft	L	F							AW-4395	A:22/B:22/D:45/L:599
			Drive Shaft	R	F							AW-4396	A:22/B:22/D:45/L:861
1.9 D	47/64	06/97->04/02	CV Joint				MT		*			GS-3259	A:22/B:30/D:40/L:154,7
			CV Joint		F				*			GS-3260	A:22/B:22/D:45/L:135,5
			Drive Shaft	L	F							AW-4395	A:22/B:22/D:45/L:599
			Drive Shaft	R	F							AW-4396	A:22/B:22/D:45/L:861
FELICIA II (6U1) 													
1.3	40/54	01/98->06/01	CV Joint				MT		*			GS-3259	A:22/B:30/D:40/L:154,7
			CV Joint		F				*			GS-3260	A:22/B:22/D:45/L:135,5
			Drive Shaft	L	F							AW-4395	A:22/B:22/D:45/L:599
			Drive Shaft	R	F							AW-4396	A:22/B:22/D:45/L:861
1.3	50/68	01/98->06/01	CV Joint				MT		*			GS-3259	A:22/B:30/D:40/L:154,7
			CV Joint		F				*			GS-3260	A:22/B:22/D:45/L:135,5
			Drive Shaft	L	F							AW-4395	A:22/B:22/D:45/L:599
			Drive Shaft	R	F							AW-4396	A:22/B:22/D:45/L:861
1.3	43/58	01/98->06/01	CV Joint				MT		*			GS-3259	A:22/B:30/D:40/L:154,7
			CV Joint		F				*			GS-3260	A:22/B:22/D:45/L:135,5
			Drive Shaft	L	F							AW-4395	A:22/B:22/D:45/L:599
			Drive Shaft	R	F							AW-4396	A:22/B:22/D:45/L:861
1.6	55/75	01/98->06/01	CV Joint				MT		*			GS-3259	A:22/B:30/D:40/L:154,7
			CV Joint		F				*			GS-3260	A:22/B:22/D:45/L:135,5
			Drive Shaft	L	F							AW-4395	A:22/B:22/D:45/L:599
			Drive Shaft	R	F							AW-4396	A:22/B:22/D:45/L:861
1.9 D	47/64	01/98->06/01	CV Joint				MT		*			GS-3259	A:22/B:30/D:40/L:154,7
			CV Joint		F				*			GS-3260	A:22/B:22/D:45/L:135,5
			Drive Shaft	L	F							AW-4395	A:22/B:22/D:45/L:599
			Drive Shaft	R	F							AW-4396	A:22/B:22/D:45/L:861
FELICIA II Estate (6U5) 													
1.3	50/68	01/98->06/01	CV Joint				MT		*			GS-3259	A:22/B:30/D:40/L:154,7
			CV Joint		F				*			GS-3260	A:22/B:22/D:45/L:135,5
			Drive Shaft	L	F							AW-4395	A:22/B:22/D:45/L:599
			Drive Shaft	R	F							AW-4396	A:22/B:22/D:45/L:861
1.6	55/75	01/98->06/01	CV Joint				MT		*			GS-3259	A:22/B:30/D:40/L:154,7
			CV Joint		F				*			GS-3260	A:22/B:22/D:45/L:135,5
			Drive Shaft	L	F							AW-4395	A:22/B:22/D:45/L:599
			Drive Shaft	R	F							AW-4396	A:22/B:22/D:45/L:861
1.9 D	47/64	01/98->06/01	CV Joint				MT		*			GS-3259	A:22/B:30/D:40/L:154,7
			CV Joint		F				*			GS-3260	A:22/B:22/D:45/L:135,5
			Drive Shaft	L	F							AW-4395	A:22/B:22/D:45/L:599
			Drive Shaft	R	F							AW-4396	A:22/B:22/D:45/L:861



KW/HP



Type

L/R F/R

AT/MT



ABS



Technical Specification

OCTAVIA (1U2)

1.4 16V	55/75	09/00->12/10	CV Joint	L; R	F		*		GS-3138	B:33/D2:94/L:32
			CV Joint		F		*	ch.1U-1-000 001->	GS-3642	A:36/B:30/D:53/L:129,5
			CV Joint		F		*	ch.1Z-4-000 001->	GS-3956	A:36/B:30/D:59,5/L:89
			Drive Shaft	R	F			ch.1U-1-000 001->; engine AXP; engine BCA	AW-4570	A:36/D:53/L:822
			Drive Shaft	L	F			ch.1U-1-000 001->; engine AXP; engine BCA	AW-4571	A:36/D:53/L:555
1.6	74/101	02/97->12/07	CV Joint	L; R	F		*		GS-3138	B:33/D2:94/L:32
			CV Joint		F		*		GS-3185	A:36/B:30/D:53,2/L:138,5
			CV Joint		F	MT	*	engine AEH; engine AKL	GS-3642	A:36/B:30/D:53/L:129,5
			Drive Shaft	L	F	MT		engine AEH; engine AKL	AW-4571	A:36/D:53/L:555
1.6	55/75	09/96->09/04	CV Joint	L; R	F		*		GS-3138	B:33/D2:94/L:32
			CV Joint		F	MT	*	engine AEE	GS-3642	A:36/B:30/D:53/L:129,5
			Drive Shaft	R	F	MT		engine AEE	AW-4570	A:36/D:53/L:822
1.6	75/102	11/00->12/10	Drive Shaft	L	F	MT		engine AEE	AW-4571	A:36/D:53/L:555
			CV Joint	L; R	F	MT	*		GS-3138	B:33/D2:94/L:32
			CV Joint		F	AT	*	engine AVU; engine BFQ	GS-3185	A:36/B:30/D:53,2/L:138,5
1.8	92/125	09/96->07/00	CV Joint		F	MT	*	engine AVU; engine BFQ	GS-3642	A:36/B:30/D:53/L:129,5
			CV Joint	L; R	F	MT	*	engine AVU; engine BFQ	GS-3138	B:33/D2:94/L:32
			Drive Shaft	L	F	MT		engine AVU; engine BFQ	AW-4571	A:36/D:53/L:555
1.8 T	110/150	08/97->12/10	CV Joint	L; R	F	MT	*	--04/99	GS-3170	B:33/L:34
			CV Joint		F	MT	*	engine AGN	GS-3185	A:36/B:30/D:53,2/L:138,5
1.8 T 4x4	110/150	05/01->05/06	CV Joint		F		*	01/00->	GS-3185	A:36/B:30/D:53,2/L:138,5
			CV Joint	L; R	R	MT	*		GS-3147	B:33/D2:100/L:32
1.9 SDI	50/68	06/97->12/03	CV Joint		F		*		GS-3185	A:36/B:30/D:53,2/L:138,5
			CV Joint	L; R	F		*		GS-3138	B:33/D2:94/L:32
			CV Joint		F		*	engine AGP; engine AQM	GS-3642	A:36/B:30/D:53/L:129,5
			Drive Shaft	R	F			engine AGP; engine AQM	AW-4570	A:36/D:53/L:822
1.9 TDI	81/110	08/97->01/06	Drive Shaft	L	F			engine AGP; engine AQM	AW-4571	A:36/D:53/L:555
			CV Joint	L; R	F	MT	*		GS-3170	B:33/L:34
			CV Joint			AT; MT	*		GS-3182	B:33/D2:100/L:34
			CV Joint		F		*	engine AHF; engine ASV	GS-3185	A:36/B:30/D:53,2/L:138,5
			Drive Shaft	L	F	MT		engine AHF; engine ASV	AW-4263	A:36/D:53,2/L:557/D2:100
1.9 TDI	96/130	09/02->09/04	Drive Shaft	R	F	MT		engine AHF; engine ASV	AW-4572	A:36/D:53,2/L:822/D2:100
			CV Joint		F	MT	*		GS-3728	A:36/B:27/D:53/L:142,5
1.9 TDI	66/90	09/96->03/10	CV Joint	L; R	F	MT	*		GS-3170	B:33/L:34
			CV Joint			AT; MT	*		GS-3182	B:33/D2:100/L:34
			CV Joint		F		*	engine AGR; engine ALH	GS-3185	A:36/B:30/D:53,2/L:138,5
			Drive Shaft	L	F	MT		engine AGR; engine ALH	AW-4263	A:36/D:53,2/L:557/D2:100
1.9 TDI	74/100	10/05->12/10	Drive Shaft	R	F	MT		engine AGR; engine ALH	AW-4572	A:36/D:53,2/L:822/D2:100
			CV Joint			AT; MT	*		GS-3182	B:33/D2:100/L:34
2.0	85/116	04/99->05/07	CV Joint		F		*	engine AEG; engine APK; engine AQY	GS-3185	A:36/B:30/D:53,2/L:138,5
			Drive Shaft	R	F	MT		engine AEG; engine APK; engine AQY	AW-4572	A:36/D:53,2/L:822/D2:100
RS 1.8 T	132/180	05/01->01/06	CV Joint		F		*	engine AUQ	GS-3185	A:36/B:30/D:53,2/L:138,5



KW/HP



Type

L/R F/R

AT/MT



ABS










Technical Specification









OCTAVIA (1Z3)











1.4	55/75	05/04->05/06	CV Joint	L; R	F		*		GS-3138	B:33/D2:94/L:32
			CV Joint		F		*	ch.1U-4-000 001->	GS-3642	A:36/B:30/D:53/L:129,5
			CV Joint		F		*	ch.1Z-4-000 001->	GS-3956	A:36/B:30/D:59,5/L:89
			Drive Shaft	R	F			ch.1U-4-000 001->; engine BCA	AW-4570	A:36/D:53/L:822
			Drive Shaft	L	F			AW-4571	A:36/D:53/L:555	
1.4	59/80	06/04->04/13	CV Joint	L; R	F		*	05/06->	GS-3138	B:33/D2:94/L:32
1.4 TSI	90/122	11/08->06/13	CV Joint		F		*		GS-3935	A:36/B:30/D:59,5/L:95,5
			CV Joint	R	F		*	trans.type AT	GS-3934	A:26/B:32/D:31/L:153,5
1.6	75/102	06/04->06/13	CV Joint		F		*	engine BGU	GS-3935	A:36/B:30/D:59,5/L:95,5
			Drive Shaft	L	F	AT		engine BGU	AW-4831	A:36/B:26/D:59,5/L:587,5
			Drive Shaft	R	F	MT		engine BGU	AW-4833	A:36/D:59,5/L:799/D2:100
			CV Joint		F		*	engine BLF	GS-3935	A:36/B:30/D:59,5/L:95,5
1.6 FSI	85/115	02/04->10/08	CV Joint		F		*	engine BLF	GS-3935	A:36/B:30/D:59,5/L:95,5
1.6 MultiFuel	75/102	01/08->06/13	Drive Shaft	L	F	AT			AW-4831	A:36/B:26/D:59,5/L:587,5
			Drive Shaft	R	F				AW-4833	A:36/D:59,5/L:799/D2:100
1.6 TDI	77/105	06/09->04/13	CV Joint		F	5MT	*		GS-3935	A:36/B:30/D:59,5/L:95,5
			CV Joint		F		*	->05/11	GS-3941	A:36/B:27/D:59,5/L:106
1.8 TSI	118/160	06/07->04/13	CV Joint		F		*	engine BZB	GS-3941	A:36/B:27/D:59,5/L:106
			CV Joint		F	MT	*	engine BJB; engine BKC	GS-3935	A:36/B:30/D:59,5/L:95,5
1.9 TDI	77/105	06/04->12/10	CV Joint		F	AT	*	engine BKC	GS-3941	A:36/B:27/D:59,5/L:106
			CV Joint				*		GS-3957	B:34/L:85
			CV Joint				*		GS-3934	A:26/B:32/D:31/L:153,5
2.0 FSI	110/150	11/04->10/08	CV Joint		F		*	engine BLR; engine BLY	GS-3935	A:36/B:30/D:59,5/L:95,5
			Drive Shaft	L	F	AT		engine BLR	AW-4831	A:36/B:26/D:59,5/L:587,5
			Drive Shaft	R	F	6AT			AW-4832	A:36/B:26/D:59,5/L:884
			CV Joint		F		*		GS-3941	A:36/B:27/D:59,5/L:106
2.0 RS	147/200	10/05->02/13	CV Joint		F		*	GS-3941	A:36/B:27/D:59,5/L:106	
2.0 TDI	100/136	02/04->05/10	CV Joint		F		*		GS-3941	A:36/B:27/D:59,5/L:106
			CV Joint				*		GS-3957	B:34/L:85
2.0 TDI	103/140	11/05->05/10	CV Joint		F		*		GS-3941	A:36/B:27/D:59,5/L:106
			CV Joint				*		GS-3957	B:34/L:85
2.0 TDI 16V	103/140	02/04->04/13	CV Joint		F		*	engine BKD	GS-3941	A:36/B:27/D:59,5/L:106
			CV Joint				*		GS-3957	B:34/L:85
2.0 TDI RS	125/170	04/06->02/13	CV Joint		F		*		GS-3935	A:36/B:30/D:59,5/L:95,5









OCTAVIA Combi (1U5)

1.4 16V	55/75	08/00->12/10	CV Joint	L; R	F		*		GS-3138	B:33/D2:94/L:32
			CV Joint		F		*	ch.1U-1-000 001->	GS-3642	A:36/B:30/D:53/L:129,5
			CV Joint		F		*	ch.1Z-4-000 001->	GS-3956	A:36/B:30/D:59,5/L:89
			Drive Shaft	R	F			ch.1U-1-000 001->; engine AXP; engine BCA	AW-4570	A:36/D:53/L:822
			Drive Shaft	L	F			AW-4571	A:36/D:53/L:555	
1.6	74/101	07/98->12/07	CV Joint	L; R	F		*		GS-3138	B:33/D2:94/L:32
			CV Joint		F		*		GS-3185	A:36/B:30/D:53,2/L:138,5
			CV Joint		F	MT	*	engine AEH; engine AKL	GS-3642	A:36/B:30/D:53/L:129,5
			Drive Shaft	L	F	MT		engine AEH; engine AKL	AW-4571	A:36/D:53/L:555

	kw/HP		Type	L/R	F/R	AT/MT			ABS			Technical Specification
1.6	55/75	07/98->09/04	CV Joint	L; R	F				*		GS-3138	B:33/D2:94/L:32
			CV Joint		F	MT		*	engine AEE		GS-3642	A:36/B:30/D:53/L:129,5
			Drive Shaft	R	F	MT			engine AEE		AW-4570	A:36/D:53/L:822
			Drive Shaft	L	F	MT			engine AEE		AW-4571	A:36/D:53/L:555
1.6	75/102	09/00->12/10	CV Joint	L; R	F	MT			*		GS-3138	B:33/D2:94/L:32
			CV Joint		F	AT		*	engine AVU; engine BFQ		GS-3185	A:36/B:30/D:53,2/L:138,5
			CV Joint		F	MT		*	engine AVU; engine BFQ		GS-3642	A:36/B:30/D:53/L:129,5
			Drive Shaft	L	F	MT			engine AVU; engine BFQ		AW-4571	A:36/D:53/L:555
1.8 20V	92/125	07/98->07/00	CV Joint	L; R	F	MT			*	--04/99	GS-3170	B:33/L:34
			CV Joint		F	MT		*	engine AGN		GS-3185	A:36/B:30/D:53,2/L:138,5
1.8 T	110/150	07/98->12/10	CV Joint		F				*		GS-3185	A:36/B:30/D:53,2/L:138,5
			CV Joint		F				*		GS-3676	B:30/D2:73,8/L:57,6
1.8 T 4x4	110/150	05/01->05/06	CV Joint	L; R	R				*		GS-3147	B:33/D2:100/L:32
			CV Joint		F			*			GS-3185	A:36/B:30/D:53,2/L:138,5
			CV Joint	L; R	F			*			GS-3138	B:33/D2:94/L:32
1.9 SDI	50/68	07/98->12/03	CV Joint		F				*	engine APG; engine AQM	GS-3642	A:36/B:30/D:53/L:129,5
			Drive Shaft	R	F						AW-4570	A:36/D:53/L:822
			Drive Shaft	L	F						AW-4571	A:36/D:53/L:555
1.9 TDI	66/90	07/98->03/10	CV Joint	L; R	F	MT			*		GS-3170	B:33/L:34
			CV Joint			AT; MT		*			GS-3182	B:33/D2:100/L:34
			CV Joint		F			*	engine AGR; engine ALH		GS-3185	A:36/B:30/D:53,2/L:138,5
			Drive Shaft	L	F	MT			engine AGR; engine ALH		AW-4263	A:36/D:53,2/L:557/D2:100
1.9 TDI	81/110	07/98->01/06	Drive Shaft	R	F	MT					AW-4572	A:36/D:53,2/L:822/D2:100
			CV Joint	L; R	F	MT		*			GS-3170	B:33/L:34
			CV Joint			AT; MT		*			GS-3182	B:33/D2:100/L:34
			CV Joint		F			*	engine AHF; engine ASV		GS-3185	A:36/B:30/D:53,2/L:138,5
1.9 TDI	74/100	08/00->12/10	Drive Shaft	L	F	MT					AW-4263	A:36/D:53,2/L:557/D2:100
			Drive Shaft	R	F	MT			engine AHF; engine ASV		AW-4572	A:36/D:53,2/L:822/D2:100
			CV Joint			AT; MT		*			GS-3182	B:33/D2:100/L:34
			CV Joint	L; R	R			*			GS-3147	B:33/D2:100/L:32
1.9 TDI 4x4	74/100	09/00->01/06	CV Joint			AT; MT		*			GS-3182	B:33/D2:100/L:34
			CV Joint		F			*	engine ATD		GS-3728	A:36/B:27/D:53/L:142,5
			Drive Shaft	L	F				engine ATD		AW-4671	A:36/D:53/L:520/D2:108
			CV Joint	L; R	R	MT		*			GS-3147	B:33/D2:100/L:32
1.9 TDI 4x4	66/90	11/99->02/06	CV Joint			AT; MT		*			GS-3182	B:33/D2:100/L:34
			CV Joint		F			*			GS-3185	A:36/B:30/D:53,2/L:138,5
			CV Joint		F			*	engine AEG; engine APK; engine AQY		GS-3185	A:36/B:30/D:53,2/L:138,5
2.0	85/116	04/99->05/07	Drive Shaft	R	F	MT					AW-4572	A:36/D:53,2/L:822/D2:100
			CV Joint	L; R	R	MT		*	--04/01		GS-3147	B:33/D2:100/L:32
2.0 4x4	88/120	01/00->12/10	CV Joint	L; R	R				*		GS-3147	B:33/D2:100/L:32
			CV Joint	L; R	R			*	engine AZH; engine AZJ		GS-3185	A:36/B:30/D:53,2/L:138,5
RS 1.8 T	132/180	08/02->01/06	CV Joint		F			*	engine AUQ	GS-3185	A:36/B:30/D:53,2/L:138,5	
OCTAVIA Combi (1Z5) 												
1.4	55/75	05/04->05/06	CV Joint	L; R	F				*		GS-3138	B:33/D2:94/L:32
1.4	59/80	05/06->06/13	CV Joint	L; R	F				*	--03/13	GS-3138	B:33/D2:94/L:32
1.4 TSI	90/122	11/08->06/13	CV Joint		F			*			GS-3935	A:36/B:30/D:59,5/L:95,5

	kw/HP		Type	L/R	F/R	AT/MT			ABS			Technical Specification	
1.6	75/102	09/04->06/13	CV Joint	R	F				*	trans.type AT	GS-3934	A:26/B:32/D:31/L:153,5	
			CV Joint		F				*	engine BGU	GS-3935	A:36/B:30/D:59,5/L:95,5	
			Drive Shaft	L	F	AT					engine BGU	AW-4831	A:36/B:26/D:59,5/L:587,5
			Drive Shaft	R	F	MT					engine BGU	AW-4833	A:36/D:59,5/L:799/D2:100
1.6 FSI	85/115	02/04->10/08	CV Joint		F				*	engine BLF	GS-3935	A:36/B:30/D:59,5/L:95,5	
			CV Joint		F				*		GS-3935	A:36/B:30/D:59,5/L:95,5	
1.6 MultiFuel	75/102	01/08->06/13	Drive Shaft	L	F	AT					AW-4831	A:36/B:26/D:59,5/L:587,5	
			Drive Shaft	R	F							AW-4833	A:36/D:59,5/L:799/D2:100
			Drive Shaft		F								AW-4833
1.6 TDI	77/105	06/09->04/13	CV Joint		F	5MT			*		GS-3935	A:36/B:30/D:59,5/L:95,5	
			CV Joint		F				*	->05/11		GS-3941	A:36/B:27/D:59,5/L:106
1.8 TSI	118/160	06/07->04/13	CV Joint		F				*	engine BZB	GS-3941	A:36/B:27/D:59,5/L:106	
			CV Joint		F	MT			*	engine BJB; engine BKC	GS-3935	A:36/B:30/D:59,5/L:95,5	
1.9 TDI	77/105	09/04->12/10	CV Joint		F	AT			*	engine BKC	GS-3941	A:36/B:27/D:59,5/L:106	
			CV Joint		F				*		GS-3957	B:34/L:85	
			CV Joint		R				*	->05/07; ->sch.127A153447		GS-3935	A:36/B:30/D:59,5/L:95,5
1.9 TDI 4x4	77/105	11/04->12/10	CV Joint		F				*		GS-3941	A:36/B:27/D:59,5/L:106	
			CV Joint		F				*		GS-3957	B:34/L:85	
			CV Joint		F				*			GS-3934	A:26/B:32/D:31/L:153,5
			CV Joint		F				*	engine BLR; engine BLY	GS-3935	A:36/B:30/D:59,5/L:95,5	
2.0 FSI	110/150	11/04->10/08	Drive Shaft	L	F	AT				engine BLR	AW-4831	A:36/B:26/D:59,5/L:587,5	
			Drive Shaft	R	F	6AT						AW-4832	A:36/B:26/D:59,5/L:884
			CV Joint		F; R				*			GS-3934	A:26/B:32/D:31/L:153,5
2.0 FSI 4x4	110/150	11/04->10/08	CV Joint		F; R				*		GS-3935	A:36/B:30/D:59,5/L:95,5	
			Drive Shaft	R	F	6AT						AW-4832	A:36/B:26/D:59,5/L:884
2.0 RS	147/200	10/05->02/13	CV Joint		F				*	->11/09	GS-3941	A:36/B:27/D:59,5/L:106	
			CV Joint		F				*			GS-3941	A:36/B:27/D:59,5/L:106
2.0 TDI	103/140	11/05->05/10	CV Joint		F				*		GS-3957	B:34/L:85	
			CV Joint		F				*	engine BKD		GS-3941	A:36/B:27/D:59,5/L:106
2.0 TDI 16V	103/140	02/04->05/13	CV Joint		F				*		GS-3957	B:34/L:85	
			CV Joint		F				*			GS-3941	A:36/B:27/D:59,5/L:106
2.0 TDI 16V	100/136	02/04->05/10	CV Joint		F				*		GS-3941	A:36/B:27/D:59,5/L:106	
			CV Joint		F				*			GS-3957	B:34/L:85
2.0 TDI 16V 4x4	103/140	05/10->02/13	CV Joint		F				*		GS-3941	A:36/B:27/D:59,5/L:106	
2.0 TDI 4x4	103/140	07/06->05/10	CV Joint		F				*		GS-3957	B:34/L:85	
2.0 TDI RS	125/170	04/06->02/13	CV Joint		F				*		GS-3935	A:36/B:30/D:59,5/L:95,5	
RAPID Spaceback (NH1) 													
1.2 TSI	63/86	07/12->	CV Joint		F				*		GS-3788	A:36/B:30/D:50,75/L:113,5	
1.2 TSI	77/105	07/12->	CV Joint		F				*		GS-3788	A:36/B:30/D:50,75/L:113,5	
1.4 TSI	90/122	07/12->	CV Joint		F				*		GS-3788	A:36/B:30/D:50,75/L:113,5	
1.6 TDI	77/105	07/12->	CV Joint		F				*		GS-3788	A:36/B:30/D:50,75/L:113,5	
1.6 TDI	66/90	08/13->	CV Joint		F				*		GS-3788	A:36/B:30/D:50,75/L:113,5	
ROOMSTER (5J) 													
1.2	51/70	01/07->05/15	CV Joint		F				*		GS-3789	A:36/B:30/D:50,7/L:106	
			CV Joint		F	MT			*		GS-3789	A:36/B:30/D:50,7/L:106	
1.2	47/64	05/06->01/07	Drive Shaft	L	F	MT					AW-4713	A:36/D:50,7/L:501/D2:94	
			Drive Shaft	R	F	MT						AW-4714	A:36/D:50,7/L:751/D2:96

													Technical Specification
		kw/HP		Type	L/R	F/R	AT/MT						
1.4		63/86	09/06->05/15	CV Joint		F	MT	*				GS-3789	A:36/B:30/D:50,7/L:106
				Drive Shaft	L	F	MT				AW-4713	A:36/D:50,7/L:501/D2:94	
				Drive Shaft	R	F	MT				AW-4714	A:36/D:50,7/L:751/D2:96	
1.4 TDI		51/70	07/06->03/10	CV Joint		F	MT	*			GS-3788	A:36/B:30/D:50,75/L:113,5	
				Drive Shaft	R	F	5MT; MT				AW-4714	A:36/D:50,7/L:751/D2:96	
1.4 TDI		59/80	09/06->03/10	CV Joint		F	MT	*			GS-3788	A:36/B:30/D:50,75/L:113,5	
				Drive Shaft	R	F	MT				AW-4719	A:36/D:50,5/L:759/D2:73,8	
1.6		77/105	09/06->05/15	CV Joint		F	MT	*			GS-3788	A:36/B:30/D:50,75/L:113,5	
1.9 TDI		74/101	03/06->05/06	Drive Shaft	R	F				+ light alloy rim	AW-4719	A:36/D:50,5/L:759/D2:73,8	
1.9 TDI		77/105	09/06->03/10	CV Joint		F	MT	*			GS-3788	A:36/B:30/D:50,75/L:113,5	
				Drive Shaft	R	F					AW-4719	A:36/D:50,5/L:759/D2:73,8	
ROOMSTER Praktik (5J) 													
1.2		51/70	03/07->05/15	CV Joint		F		*				GS-3789	A:36/B:30/D:50,7/L:106
1.4		63/86	03/07->05/15	CV Joint		F		*				GS-3789	A:36/B:30/D:50,7/L:106
1.4 TDI		59/80	03/07->03/10	CV Joint		F		*				GS-3788	A:36/B:30/D:50,75/L:113,5
				Drive Shaft	R	F	MT				AW-4719	A:36/D:50,5/L:759/D2:73,8	
1.4 TDI		51/70	03/07->03/10	CV Joint		F		*				GS-3788	A:36/B:30/D:50,75/L:113,5
SUPERB (3T4) 													
1.4 TSI		92/125	07/08->05/15	CV Joint		F		*		08/08->		GS-3935	A:36/B:30/D:59,5/L:95,5
1.8 TSI		118/160	03/08->05/15	CV Joint		F		*				GS-3941	A:36/B:27/D:59,5/L:106
1.9 TDI		77/105	03/08->11/10	CV Joint		F		*				GS-3935	A:36/B:30/D:59,5/L:95,5
2.0 TDI		103/140	03/08->05/10	CV Joint		F		*		->07/08		GS-3941	A:36/B:27/D:59,5/L:106
				CV Joint		F		*					GS-3957
2.0 TDI 16V		103/140	01/09->05/15	CV Joint		F		*				GS-3941	A:36/B:27/D:59,5/L:106
SUPERB (3U4) 													
1.8 T		110/150	12/01->03/08	CV Joint		F	AT	*	45	engine AWT		GS-3399	A:38/B:27/D:59,5/L:97,5
				CV Joint		F	MT	*	45	engine AWT		GS-3572	A:33/B:30/D:53/L:92
				CV Joint		F		*	45			GS-3667	A:33/B:30/D:53/L:92
				Drive Shaft	R	F	MT		45	engine AWT		AW-4500	A:33/D:53/L:622/D2:88
				Drive Shaft	L	F	MT		45	engine AWT		AW-4501	A:33/D:53/L:602/D2:90
1.9 TDI		85/115	01/07->03/08	CV Joint	L; R	F		*		trans.type MT	GS-4046	B:34/D2:88/L:59,5	
1.9 TDI		74/101	08/02->10/05	CV Joint		F		*	45	engine AVB	GS-3743	A:33/B:27/D:53/L:93	
				CV Joint	L; R	F		*		trans.type MT	GS-4046	B:34/D2:88/L:59,5	
1.9 TDI		77/105	10/05->05/07	CV Joint		F		*	45	engine BSV	GS-3743	A:33/B:27/D:53/L:93	
				CV Joint	L; R	F		*		trans.type MT	GS-4046	B:34/D2:88/L:59,5	
1.9 TDI		96/130	12/01->03/08	CV Joint		F		*	45	engine AVF; engine AWX	GS-3399	A:38/B:27/D:59,5/L:97,5	
				Drive Shaft	L	F	MT		45	engine AWX	AW-4496	A:38/D:59,5/L:603/D2:88	
				Drive Shaft	R	F	MT		45	engine AWX	AW-4497	A:38/D:59,5/L:624/D2:90	
2.0		85/115	12/01->03/08	CV Joint		F		*		engine AZM	GS-3109	B:28/D2:108/L:32	
				CV Joint		F		*	45	engine AZM	GS-3572	A:33/B:30/D:53/L:92	
				Drive Shaft	R	F			45	engine AZM	AW-4494	A:33/D:53/L:634/D2:108	
2.0 TDI		103/140	10/05->03/08	Drive Shaft	L	F			45	engine AZM	AW-4495	A:33/D:53/L:614/D2:108	
				CV Joint		F	MT	*	45	engine BSS; engine BWW	GS-3399	A:38/B:27/D:59,5/L:97,5	

	kw/HP		Type	L/R	F/R	AT/MT			ABS			Technical Specification
2.5 TDI	120/163	06/03->03/08	CV Joint		F		*		45 engine BDG		GS-3399	A:38/B:27/D:59,5/L:97,5
			Drive Shaft	L	F	MT			45 engine BDG		AW-4496	A:38/D:59,5/L:603/D2:88
			Drive Shaft	R	F	MT			45 engine BDG		AW-4497	A:38/D:59,5/L:624/D2:90
2.5 TDI	114/155	12/01->08/03	CV Joint		F		*		45 engine AYM		GS-3399	A:38/B:27/D:59,5/L:97,5
			Drive Shaft	L	F	MT			45 engine AYM		AW-4496	A:38/D:59,5/L:603/D2:88
			Drive Shaft	R	F	MT			45 engine AYM		AW-4497	A:38/D:59,5/L:624/D2:90
2.8 V6	142/193	12/01->03/08	CV Joint		F		*		45 engine AMX		GS-3399	A:38/B:27/D:59,5/L:97,5
			Drive Shaft	L	F	MT			45 engine AMX		AW-4496	A:38/D:59,5/L:603/D2:88
			Drive Shaft	R	F	MT			45 engine AMX		AW-4497	A:38/D:59,5/L:624/D2:90
SUPERB Estate (3T5) 												
1.4 TSI	92/125	10/09->05/15	CV Joint		F		*				GS-3935	A:36/B:30/D:59,5/L:95,5
2.0 TDI	103/140	10/09->03/10	CV Joint		F		*				GS-3941	A:36/B:27/D:59,5/L:106
2.0 TDI 16V	103/140	10/09->05/15	CV Joint		F		*				GS-3941	A:36/B:27/D:59,5/L:106
YETI (5L) 												
1.2 TSI	77/105	09/09->	CV Joint		F		*				GS-3935	A:36/B:30/D:59,5/L:95,5
1.4 TSI	90/122	06/10->	CV Joint		F		*				GS-3935	A:36/B:30/D:59,5/L:95,5
1.6	81/110	04/14->	CV Joint	R	F			*	trans.type AT		GS-3934	A:26/B:32/D:31/L:153,5
1.8 TSI 4x4	118/160	05/09->	CV Joint		F		*				GS-3941	A:36/B:27/D:59,5/L:106
2.0 TDI 4x4	103/140	05/09->	CV Joint		F		*				GS-3941	A:36/B:27/D:59,5/L:106
2.0 TDI 4x4	81/110	11/09->	CV Joint		F		*				GS-3941	A:36/B:27/D:59,5/L:106
2.0 TDI 4x4	125/170	11/09->	CV Joint		F		*				GS-3941	A:36/B:27/D:59,5/L:106

SMART

FORFOUR (454)

1.1 (454.030)	55/75	01/04->06/06	CV Joint				*		- ABS; + ABS		GS-4711	A:25/B:21/D:54/L:157
1.3 (454.031)	70/95	01/04->06/06	CV Joint				*		- ABS; + ABS		GS-4711	A:25/B:21/D:54/L:157
1.5 (454.032)	80/109	01/04->06/06	CV Joint				*		- ABS; + ABS		GS-4711	A:25/B:21/D:54/L:157



KW/HP



Type

L/R F/R

AT/MT



ABS



Technical Specification

SUBARU

FORESTER (SF)

2.0 AWD	92/125	06/98->09/02	CV Joint			*		GS-4845	A:27/B:30/D:56/L:149,5
2.0 AWD	90/122	08/97->09/02	CV Joint			*		GS-4845	A:27/B:30/D:56/L:149,5

FORESTER (SG)

2.0 AWD	92/125	09/02->	CV Joint			*	44	GS-3933	A:27/B:23/D:56/L:148
			CV Joint	F		*			GS-4464
2.0 S Turbo AWD	130/177	09/02->	CV Joint			*	44	GS-3763	A:27/B:30/D:56/L:149,5
			CV Joint	F		*			GS-3933
2.0 X AWD	116/158	09/05->	CV Joint			*	44	GS-4464	A:25/B:29/D:35/L:187,5
			CV Joint	F		*			GS-3763
2.5 AWD	155/211	12/03->	CV Joint			*	44	GS-3933	A:27/B:23/D:56/L:148
			CV Joint	F		*			GS-4464
2.5 XT AWD	169/230	09/05->	CV Joint			*	44	GS-3763	A:27/B:30/D:56/L:149,5
			CV Joint	F		*			GS-4464

FORESTER (SH)











2.0 AWD	110/150	01/08->	CV Joint			*	trans.type AT	GS-4464	A:25/B:29/D:35/L:187,5
			CV Joint	F		*		trans.type AT	GS-4941
2.0 D AWD	108/147	09/08->	CV Joint			*	trans.type AT	GS-4464	A:25/B:29/D:35/L:187,5
			CV Joint	F		*		trans.type AT	GS-4941


















IMPREZA Coupe (GFC)
















1.6	66/90	12/96->12/00	CV Joint			*		GS-4845	A:27/B:30/D:56/L:149,5
1.6 AWD	66/90	12/96->12/00	CV Joint			*		GS-4845	A:27/B:30/D:56/L:149,5
2.0 AWD	85/115	12/95->12/00	CV Joint			*	44	GS-3530	A:27/B:30/D:56/L:149,5
			CV Joint			*			GS-4845
2.0 Turbo AWD	155/211	12/96->12/00	CV Joint			*	44	GS-3530	A:27/B:30/D:56/L:149,5
			CV Joint			*			GS-4845

IMPREZA Estate (GF)

1.6 i	70/95	06/98->12/00	CV Joint			*		GS-4845	A:27/B:30/D:56/L:149,5
1.6 i AWD	70/95	06/98->12/00	CV Joint			*		GS-4845	A:27/B:30/D:56/L:149,5
1.6 i AWD	66/90	08/92->12/00	CV Joint			*		GS-3529	A:27/B:30/D:56/L:153
			CV Joint			*			GS-4845
1.8 i AWD	76/103	08/92->12/00	CV Joint	F	AT	*	--07/95	GS-3526	A:27/B:22/D:56/L:153
			CV Joint			*			GS-3529
2.0 i 16V AWD	92/125	06/98->12/00	CV Joint			*		GS-4845	A:27/B:30/D:56/L:149,5
			CV Joint			*			GS-3529
2.0 i AWD	85/116	12/95->12/00	CV Joint			*	44	GS-3530	A:27/B:30/D:56/L:149,5
			CV Joint			*			GS-4845

	KW/HP		Type	L/R	F/R	AT/MT			ABS			Technical Specification
2.0 i Turbo AWD	155/211	03/94->12/00	CV Joint						*		GS-3529	A:27/B:30/D:56/L:153
			CV Joint						*	44	GS-3530	A:27/B:30/D:56/L:149,5
			CV Joint							*		GS-4845
2.0 Turbo GT AWD	160/218	06/98->12/00	CV Joint						*	44	GS-3530	A:27/B:30/D:56/L:149,5
IMPREZA Estate (GG) 												
1.6 AWD	70/95	12/00->	CV Joint		F				*	44	GS-3763	A:27/B:30/D:56/L:149,5
			CV Joint						*	44	GS-3530	A:27/B:30/D:56/L:149,5
2.0 AWD	92/125	12/00->	CV Joint		F				*	44	GS-3763	A:27/B:30/D:56/L:149,5
			CV Joint						*	44	GS-3530	A:27/B:30/D:56/L:149,5
2.0 i R AWD	118/160	09/05->06/07	CV Joint						*	44	GS-4464	A:25/B:29/D:35/L:187,5
			CV Joint		F				*		GS-3763	A:27/B:30/D:56/L:149,5
2.0 WRX Turbo AWD	165/225	12/02->	CV Joint		F				*	44	GS-4464	A:25/B:29/D:35/L:187,5
			CV Joint						*		GS-4464	A:25/B:29/D:35/L:187,5
2.5 WRX AWD	169/230	09/05->	CV Joint		F				*		GS-4464	A:25/B:29/D:35/L:187,5
IMPREZA Hatchback 												
2.5 WRX AWD	169/230	09/05->12/07	CV Joint		F				*		GS-4464	A:25/B:29/D:35/L:187,5
IMPREZA Saloon (GC) 												
1.6 i	70/95	06/98->12/00	CV Joint						*		GS-4845	A:27/B:30/D:56/L:149,5
1.6 i	66/90	08/92->12/00	CV Joint		F	AT			*	--07/95	GS-3526	A:27/B:22/D:56/L:153
			CV Joint						*		GS-4845	A:27/B:30/D:56/L:149,5
1.6 i AWD	70/95	06/98->12/00	CV Joint						*	44	GS-3530	A:27/B:30/D:56/L:149,5
			CV Joint						*		GS-4845	A:27/B:30/D:56/L:149,5
1.6 i AWD	66/90	08/92->12/00	CV Joint						*		GS-3529	A:27/B:30/D:56/L:153
			CV Joint						*		GS-4845	A:27/B:30/D:56/L:149,5
1.8 i AWD	76/103	08/92->12/00	CV Joint		F	AT			*	--07/95	GS-3525	A:27/B:30/D:56/L:155
			CV Joint		F	AT; MT			*	--07/95; 01/94->; AWD	GS-3526	A:27/B:22/D:56/L:153
			CV Joint						*		GS-3529	A:27/B:30/D:56/L:153
			CV Joint						*		GS-4845	A:27/B:30/D:56/L:149,5
2.0 i AWD	92/125	06/98->12/00	CV Joint					*		GS-4845	A:27/B:30/D:56/L:149,5	
2.0 i AWD	85/115	10/95->12/00	CV Joint						*		GS-3529	A:27/B:30/D:56/L:153
			CV Joint						*		GS-4845	A:27/B:30/D:56/L:149,5
2.0 Turbo GT AWD	155/211	03/94->12/00	CV Joint		F				*	--07/95	GS-3525	A:27/B:30/D:56/L:155
			CV Joint						*		GS-3529	A:27/B:30/D:56/L:153
			CV Joint						*	44	GS-3530	A:27/B:30/D:56/L:149,5
			CV Joint						*		GS-4845	A:27/B:30/D:56/L:149,5
2.0 Turbo GT AWD	160/218	06/98->12/00	CV Joint					*	44	GS-3530	A:27/B:30/D:56/L:149,5	
IMPREZA Saloon (GD) 												
1.5 AWD	77/105	05/06->	CV Joint						*	44	GS-3530	A:27/B:30/D:56/L:149,5
1.6 AWD	70/95	12/00->	CV Joint						*	44	GS-3530	A:27/B:30/D:56/L:149,5
			CV Joint		F				*	44	GS-3763	A:27/B:30/D:56/L:149,5
2.0 i AWD	92/125	12/00->	CV Joint						*	44	GS-3530	A:27/B:30/D:56/L:149,5
			CV Joint		F				*	44	GS-3763	A:27/B:30/D:56/L:149,5
2.0 i R AWD	118/160	09/05->	CV Joint						*	44	GS-4464	A:25/B:29/D:35/L:187,5
			CV Joint		F				*		GS-3530	A:27/B:30/D:56/L:149,5
2.0 WRX STi AWD	195/265	11/01->	CV Joint		F				*		GS-4464	A:25/B:29/D:35/L:187,5
			CV Joint						*		GS-4464	A:25/B:29/D:35/L:187,5

											Technical Specification
2.0 WRX Turbo AWD	160/218	12/00->	CV Joint	F			*			GS-4464	A:25/B:29/D:35/L:187,5
2.0 WRX Turbo AWD	165/225	12/02->	CV Joint	F			*	44		GS-3763	A:27/B:30/D:56/L:149,5
			CV Joint	F			*			GS-4464	A:25/B:29/D:35/L:187,5
2.5 i WRX AWD	169/230	09/05->	CV Joint	F			*			GS-4464	A:25/B:29/D:35/L:187,5
2.5 WRX STi AWD	206/280	09/05->	CV Joint	F			*			GS-4464	A:25/B:29/D:35/L:187,5
JUSTY III (G3X) 											
1.3 AWD	69/94	09/03->	CV Joint				*	43	+ABS	GS-3973	A:25/B:28/D:49/L:137
LEGACY I (BC) 											
1800	76/103	01/89->12/93	CV Joint	F			*			GS-3525	A:27/B:30/D:56/L:155
			CV Joint				*			GS-4845	A:27/B:30/D:56/L:149,5
1800 4WD	76/103	01/89->09/91	CV Joint	F	MT		*			GS-3525	A:27/B:30/D:56/L:155
			CV Joint				*			GS-4845	A:27/B:30/D:56/L:149,5
2000 Turbo 4WD	147/200	05/92->07/94	CV Joint				*			GS-4845	A:27/B:30/D:56/L:149,5
2200 4WD	100/136	01/89->07/94	CV Joint	F	MT		*			GS-3525	A:27/B:30/D:56/L:155
			CV Joint				*			GS-4845	A:27/B:30/D:56/L:149,5
LEGACY I Estate (BC, BJF) 											
1800	76/103	01/89->07/94	CV Joint	F			*			GS-3525	A:27/B:30/D:56/L:155
			CV Joint				*			GS-4845	A:27/B:30/D:56/L:149,5
1800 4WD	76/103	01/89->07/94	CV Joint	F	MT		*			GS-3525	A:27/B:30/D:56/L:155
			CV Joint				*			GS-4845	A:27/B:30/D:56/L:149,5
2000 Turbo Super 4WD	147/200	05/92->07/94	CV Joint				*			GS-4845	A:27/B:30/D:56/L:149,5
2200 Super 4WD	100/136	01/89->07/94	CV Joint	F	MT		*			GS-3525	A:27/B:30/D:56/L:155
			CV Joint				*			GS-4845	A:27/B:30/D:56/L:149,5
LEGACY II (BD, BG) 											
2.0 i	85/116	09/94->03/99	CV Joint	F			*		--07/95	GS-3525	A:27/B:30/D:56/L:155
			CV Joint				*			GS-4845	A:27/B:30/D:56/L:149,5
2.0 i 4WD	85/116	09/94->03/99	CV Joint	F			*		--07/95	GS-3526	A:27/B:22/D:56/L:153
			CV Joint				*			GS-3529	A:27/B:30/D:56/L:153
2.2 i 4WD	96/131	06/96->03/99	CV Joint				*			GS-4845	A:27/B:30/D:56/L:149,5
			CV Joint	F			*		--07/95	GS-3526	A:27/B:22/D:56/L:153
2.2 i 4WD	94/128	09/94->03/99	CV Joint				*			GS-3529	A:27/B:30/D:56/L:153
			CV Joint				*			GS-3529	A:27/B:30/D:56/L:153
LEGACY II Estate (BD, BG) 											
2.0 i	85/116	09/94->11/98	CV Joint	F			*		--07/95	GS-3525	A:27/B:30/D:56/L:155
			CV Joint				*			GS-4845	A:27/B:30/D:56/L:149,5
2.0 i 4WD	85/116	09/94->11/98	CV Joint	F			*		--07/95	GS-3526	A:27/B:22/D:56/L:153
			CV Joint				*			GS-3529	A:27/B:30/D:56/L:153
2.2 i 4WD	94/128	02/94->12/98	CV Joint	F			*		--07/95	GS-4845	A:27/B:30/D:56/L:149,5
			CV Joint				*			GS-3526	A:27/B:22/D:56/L:153
2.2 i 4WD	96/131	06/96->11/98	CV Joint				*			GS-3529	A:27/B:30/D:56/L:153
			CV Joint				*			GS-3529	A:27/B:30/D:56/L:153
LEGACY III (BE, BH) 											
2.0 AWD	92/125	04/99->08/03	CV Joint				*	44		GS-3763	A:27/B:30/D:56/L:149,5

			Type	L/R	F/R	AT/MT			ABS			Technical Specification
2.5 AWD	115/156	10/98->08/03	CV Joint				*		44		GS-3763	A:27/B:30/D:56/L:149,5
			CV Joint				*				GS-4845	A:27/B:30/D:56/L:149,5
LEGACY III Estate (BE, BH) 												
2.0 AWD	92/125	12/98->08/03	CV Joint				*		44		GS-3763	A:27/B:30/D:56/L:149,5
			CV Joint				*		44		GS-3763	A:27/B:30/D:56/L:149,5
2.5 AWD	115/156	12/98->08/03	CV Joint				*				GS-4845	A:27/B:30/D:56/L:149,5
			CV Joint				*				GS-4845	A:27/B:30/D:56/L:149,5
LEGACY IV (BL, BP) 												
2.0 AWD	101/138	09/03->	CV Joint		F		*		03/05->		GS-3974	A:27/B:30/D:52/L:130
			CV Joint				*				GS-4464	A:25/B:29/D:35/L:187,5
2.0 D AWD	110/150	02/08->	CV Joint				*				GS-4464	A:25/B:29/D:35/L:187,5
2.0 R AWD	110/150	09/07->	CV Joint				*				GS-4464	A:25/B:29/D:35/L:187,5
			CV Joint		F		*		03/05->		GS-3974	A:27/B:30/D:52/L:130
			CV Joint				*				GS-4464	A:25/B:29/D:35/L:187,5
2.5 i AWD	127/173	09/07->	CV Joint				*				GS-4464	A:25/B:29/D:35/L:187,5
3.0 R AWD	180/245	09/03->	CV Joint		F		*		03/05->		GS-3974	A:27/B:30/D:52/L:130
LEGACY IV Estate (BL, BP, B13_) 												
2.0 AWD	121/165	06/05->	CV Joint		F		*				GS-3974	A:27/B:30/D:52/L:130
			CV Joint				*				GS-4464	A:25/B:29/D:35/L:187,5
			CV Joint		F		*		03/05->		GS-3974	A:27/B:30/D:52/L:130
			CV Joint				*				GS-4464	A:25/B:29/D:35/L:187,5
2.0 D AWD	110/150	02/08->	CV Joint				*				GS-4464	A:25/B:29/D:35/L:187,5
2.0 R AWD	110/150	09/07->	CV Joint				*				GS-4464	A:25/B:29/D:35/L:187,5
			CV Joint		F		*		03/05->		GS-3974	A:27/B:30/D:52/L:130
			CV Joint				*				GS-4464	A:25/B:29/D:35/L:187,5
2.5 i AWD	127/173	01/08->	CV Joint				*				GS-4464	A:25/B:29/D:35/L:187,5
3.0 R AWD	180/245	09/03->	CV Joint		F		*		03/05->		GS-3974	A:27/B:30/D:52/L:130
LEGACY V (BM, BR) 												
2.0 D AWD	110/150	09/09->	CV Joint				*				GS-4464	A:25/B:29/D:35/L:187,5
2.0 i AWD	110/150	09/09->	CV Joint				*				GS-4464	A:25/B:29/D:35/L:187,5
2.5 i AWD	123/167	09/09->	CV Joint				*				GS-4464	A:25/B:29/D:35/L:187,5
LEGACY V Estate (BM, BR) 												
2.0 D AWD	110/150	09/09->	CV Joint				*				GS-4464	A:25/B:29/D:35/L:187,5
2.0 i AWD	110/150	09/09->	CV Joint				*				GS-4464	A:25/B:29/D:35/L:187,5
2.5 i AWD	123/167	09/09->	CV Joint				*				GS-4464	A:25/B:29/D:35/L:187,5
OUTBACK (BE, BH) 												
2.5 AWD	115/156	10/00->08/03	CV Joint				*		44		GS-3763	A:27/B:30/D:56/L:149,5
3.0 H6 AWD	154/209	10/00->08/03	CV Joint				*		44		GS-3763	A:27/B:30/D:56/L:149,5
OUTBACK (BL, BP) 												
2.5 AWD	121/165	11/03->09/09	CV Joint		F		*				GS-3974	A:27/B:30/D:52/L:130
3.0 AWD	180/245	11/03->09/09	CV Joint		F		*				GS-3974	A:27/B:30/D:52/L:130
TRIBECA (B9) 												
3.0	184/250	01/05->	CV Joint				*		trans.type MT		GS-4464	A:25/B:29/D:35/L:187,5



kW/HP



Type

L/R F/R

AT/MT



ABS



Technical Specification

3.0	180/245	10/06->	CV Joint					*	trans.type MT	GS-4464	A:25/B:29/D:35/L:187,5
-----	---------	---------	----------	--	--	--	--	---	---------------	---------	------------------------

SUZUKI

ALTO

0.8 (SB308/CA)	29/39	01/86->12/88	CV Joint					*		GS-3527	A:23/B:18/D:44/L:140
----------------	-------	--------------	----------	--	--	--	--	---	--	---------	----------------------

ALTO (CM11, CL11, CP11, CN11, CP21, CN21, CM21, CL21, CS22,

0.8	29/39	12/88->11/93	CV Joint					*		GS-3527	A:23/B:18/D:44/L:140
-----	-------	--------------	----------	--	--	--	--	---	--	---------	----------------------

ALTO (HA11)

1.0	39/53	09/94->09/98	CV Joint	L; R	F	MT	*	made in HU		GS-3535	A:23/B:20/D:49/L:148,5
			CV Joint		F	MT	*			GS-3551	A:23/B:20/D:49/L:146,5

ALTO (HA12, HA23)

1.0	43/58	01/00->06/02	CV Joint	L; R	F	MT	*	->03/02; 10/00->; made in HU		GS-3535	A:23/B:20/D:49/L:148,5
-----	-------	--------------	----------	------	---	----	---	------------------------------	--	---------	------------------------

BALENO (EG)

1.3	52/71	09/96->05/02	CV Joint					*		GS-3586	A:25/B:19/D:49/L:136,5
-----	-------	--------------	----------	--	--	--	--	---	--	---------	------------------------

1.3 i 16V	63/85	07/95->05/02	CV Joint					*		GS-3586	A:25/B:19/D:49/L:136,5
-----------	-------	--------------	----------	--	--	--	--	---	--	---------	------------------------

1.6 i 16V	72/98	07/95->05/02	CV Joint		F	MT	*	- ABS		GS-3588	A:25/B:21/D:49/L:137
-----------	-------	--------------	----------	--	---	----	---	-------	--	---------	----------------------

			CV Joint		F	MT	*	42 + ABS		GS-3589	A:25/B:21/D:49/L:137
--	--	--	----------	--	---	----	---	----------	--	---------	----------------------

			CV Joint	L; R	F	AT; MT	*	01/98->		GS-3590	A:25/B:20/D:49/L:137
--	--	--	----------	------	---	--------	---	---------	--	---------	----------------------

1.6 i 16V 4x4	72/98	07/95->05/02	CV Joint	L; R	F	AT; MT	*	01/98->		GS-3590	A:25/B:20/D:49/L:137
---------------	-------	--------------	----------	------	---	--------	---	---------	--	---------	----------------------

1.8 GTX	89/121	03/96->05/02	CV Joint		F	MT	*			GS-3588	A:25/B:21/D:49/L:137
---------	--------	--------------	----------	--	---	----	---	--	--	---------	----------------------

1.9 TD	55/75	04/98->05/02	CV Joint					*	42	GS-3773	A:25/B:29/D:49/L:136,5
--------	-------	--------------	----------	--	--	--	--	---	----	---------	------------------------

BALENO Estate (EG)

1.3 16V	63/86	03/97->05/02	CV Joint					*		GS-3586	A:25/B:19/D:49/L:136,5
---------	-------	--------------	----------	--	--	--	--	---	--	---------	------------------------

1.6 i 16V	72/98	08/96->05/02	CV Joint		F	MT	*	- ABS		GS-3588	A:25/B:21/D:49/L:137
-----------	-------	--------------	----------	--	---	----	---	-------	--	---------	----------------------

			CV Joint		F	MT	*	42 + ABS		GS-3589	A:25/B:21/D:49/L:137
--	--	--	----------	--	---	----	---	----------	--	---------	----------------------

			CV Joint	L; R	F	AT; MT	*	01/98->		GS-3590	A:25/B:20/D:49/L:137
--	--	--	----------	------	---	--------	---	---------	--	---------	----------------------

1.6 i 16V 4x4	72/98	08/96->05/02	CV Joint	L; R	F	AT; MT	*	01/98->		GS-3590	A:25/B:20/D:49/L:137
---------------	-------	--------------	----------	------	---	--------	---	---------	--	---------	----------------------

1.6 i 16V 4x4	73/99	08/96->05/02	CV Joint	L; R	F	AT; MT	*	01/98->		GS-3590	A:25/B:20/D:49/L:137
---------------	-------	--------------	----------	------	---	--------	---	---------	--	---------	----------------------













1.8 i 16V	89/121	08/96->05/02	CV Joint		F	MT	*			GS-3588	A:25/B:21/D:49/L:137
-----------	--------	--------------	----------	--	---	----	---	--	--	---------	----------------------












1.9 TD	55/75	04/98->05/02	CV Joint					*	42	GS-3773	A:25/B:29/D:49/L:136,5
--------	-------	--------------	----------	--	--	--	--	---	----	---------	------------------------

BALENO Hatchback (EG)

1.3	52/71	09/96->05/02	CV Joint					*		GS-3586	A:25/B:19/D:49/L:136,5
-----	-------	--------------	----------	--	--	--	--	---	--	---------	------------------------

1.3 i 16V	63/85	07/95->05/02	CV Joint					*		GS-3586	A:25/B:19/D:49/L:136,5
-----------	-------	--------------	----------	--	--	--	--	---	--	---------	------------------------

	KW/HP		Type	L/R	F/R	AT/MT			ABS			Technical Specification
1.6 i 16V	72/98	07/95->05/02	CV Joint		F	MT	*		- ABS		GS-3588	A:25/B:21/D:49/L:137
			CV Joint		F	MT	*	42	+ ABS		GS-3589	A:25/B:21/D:49/L:137
			CV Joint	L; R	F	AT; MT	*		01/98->		GS-3590	A:25/B:20/D:49/L:137
1.6 i 16V 4x4	72/98	07/95->05/02	CV Joint	L; R	F	AT; MT	*		01/98->		GS-3590	A:25/B:20/D:49/L:137
1.8 GTX	89/121	03/96->05/02	CV Joint		F	MT	*				GS-3588	A:25/B:21/D:49/L:137
1.9 TD	55/75	04/98->05/02	CV Joint				*	42			GS-3773	A:25/B:29/D:49/L:136,5
GRAND VITARA I (FT) 												
1.6 4x4	69/94	03/98->07/03	CV Joint				*				GS-3645	A:26/B:30/D:48/L:181,5
2.0 4x4	94/128	03/98->07/03	CV Joint				*				GS-3645	A:26/B:30/D:48/L:181,5
2.0 HDI 110	80/109	07/01->09/05	CV Joint				*				GS-3645	A:26/B:30/D:48/L:181,5
2.0 HDI 110 16V	80/109	07/01->09/05	CV Joint				*		MD EXC. XL7		GS-3645	A:26/B:30/D:48/L:181,5
2.0 TD	64/87	03/98->07/03	CV Joint				*				GS-3645	A:26/B:30/D:48/L:181,5
2.5 V6 24V (FT)	106/144	04/98->07/03	CV Joint				*				GS-3645	A:26/B:30/D:48/L:181,5
GRAND VITARA I Convertible (GT) 												
1.6 4x4	69/94	03/98->07/03	CV Joint				*				GS-3645	A:26/B:30/D:48/L:181,5
2.0 4x4	94/128	03/98->07/03	CV Joint				*				GS-3645	A:26/B:30/D:48/L:181,5
IGNIS (FH) 												
1.3	61/83	10/00->09/03	CV Joint	R	F	MT	*	43	+ ABS		GS-3851	A:23/B:19/D:49/L:135
			CV Joint				*	43			GS-3853	A:25/B:20/D:49/L:137
IGNIS II 												
1.3	69/94	09/03->	CV Joint				*	43			GS-3853	A:25/B:20/D:49/L:137
			CV Joint				*	43	+ ABS		GS-3973	A:25/B:28/D:49/L:137
1.3 4x4	69/94	09/03->	CV Joint				*	43	+ ABS		GS-3973	A:25/B:28/D:49/L:137
1.3 DDiS	51/70	09/03->	CV Joint				*	43	+ ABS		GS-3973	A:25/B:28/D:49/L:137
			CV Joint				*	43			GS-3979	A:25/B:29/D:49/L:139
1.5	73/99	09/03->	CV Joint				*	43			GS-3973	A:25/B:28/D:49/L:137
1.5 4x4	73/99	09/03->	CV Joint				*	43			GS-3973	A:25/B:28/D:49/L:137
1.5 Sport	80/109	12/03->	CV Joint			MT	*	43			GS-3973	A:25/B:28/D:49/L:137
JIMNY (FJ) 												
1.3 16V	60/82	02/01->	CV Joint				*				GS-3749	A:26/B:19/D:44/L:167,5
1.3 16V	59/80	09/98->	CV Joint				*				GS-3749	A:26/B:19/D:44/L:167,5
1.3 16V 4WD	60/82	02/01->	CV Joint		F		*				GS-3749	A:26/B:19/D:44/L:167,5
1.3 16V 4WD	59/80	09/98->	CV Joint		F		*				GS-3749	A:26/B:19/D:44/L:167,5
1.3 16V 4x4	63/86	08/05->	CV Joint				*				GS-3749	A:26/B:19/D:44/L:167,5
LIANA (ER) 												
1.3	66/90	03/02->	CV Joint				*	42			GS-3773	A:25/B:29/D:49/L:136,5
			CV Joint	L; R	F		*	42			GS-4049	A:25/B:29/D:49/L:137
1.6	79/107	01/05->	CV Joint				*	42			GS-3773	A:25/B:29/D:49/L:136,5
			CV Joint	L; R	F		*	42			GS-4049	A:25/B:29/D:49/L:137
1.6	76/103	03/02->	CV Joint				*	42			GS-3773	A:25/B:29/D:49/L:136,5
			CV Joint	L; R	F		*	42			GS-4049	A:25/B:29/D:49/L:137
1.6 i	78/106	04/02->	CV Joint				*	42			GS-3773	A:25/B:29/D:49/L:136,5
			CV Joint	L; R	F		*	42			GS-4049	A:25/B:29/D:49/L:137

	kw/HP		Type	L/R	F/R	AT/MT			ABS			Technical Specification
LIANA Estate (ER) 												
1.3	66/90	07/01->12/07	CV Joint						*	42	GS-3773	A:25/B:29/D:49/L:136,5
			CV Joint	L; R	F				*	42	GS-4049	A:25/B:29/D:49/L:137
1.6	79/107	01/05->12/07	CV Joint						*	42	GS-3773	A:25/B:29/D:49/L:136,5
			CV Joint	L; R	F				*	42	GS-4049	A:25/B:29/D:49/L:137
1.6	76/103	07/01->12/07	CV Joint						*	42	GS-3773	A:25/B:29/D:49/L:136,5
			CV Joint	L; R	F				*	42	GS-4049	A:25/B:29/D:49/L:137
1.6 i	78/106	04/02->12/07	CV Joint						*	42	GS-3773	A:25/B:29/D:49/L:136,5
			CV Joint	L; R	F				*	42	GS-4049	A:25/B:29/D:49/L:137
SWIFT II Hatchback (EA, MA) 												
1.0 (SF310, AA44)	37/50	03/89->05/01	CV Joint		F	MT			*		GS-3531	A:22/B:19/D:35/L:138
1.0 i (SF310, AA44)	39/53	01/95->12/05	CV Joint		F	MT			*		GS-3531	A:22/B:19/D:35/L:138
			CV Joint	L; R	F	MT			*	-->12/03; 10/96->; made in HU; MD Swift	GS-3535	A:23/B:20/D:49/L:148,5
1.0 i (SF310, AA44)	40/54	03/89->12/91	CV Joint		F	MT			*		GS-3531	A:22/B:19/D:35/L:138
			CV Joint	L; R	F	MT			*	made in HU	GS-3535	A:23/B:20/D:49/L:148,5
1.3 (SF413, AB35)	50/68	03/89->05/01	CV Joint	L; R	F	MT			*	10/96->; made in HU	GS-3535	A:23/B:20/D:49/L:148,5
1.3 (SF413, AB35)	52/71	03/89->12/91	CV Joint						*		GS-4066	A:25/B:22/D:49/L:150
			CV Joint		F	AT			*	engine DOHC	GS-3531	A:22/B:19/D:35/L:138
			CV Joint		F	AT			*	- ABS	GS-3537	A:25/B:22/D:49/L:149,5
1.3 GTi (SF413, AA34)	74/101	03/89->05/01	CV Joint					*		GS-4066	A:25/B:22/D:49/L:150	
SWIFT II Saloon (AH, AJ) 												
1.3 (SF413, AH35, MA)	50/68	03/89->05/01	CV Joint	L; R	F	MT			*	10/96->; made in HU	GS-3535	A:23/B:20/D:49/L:148,5
1.6 (SF416, AH14)	70/95	11/89->12/91	CV Joint						*		GS-4066	A:25/B:22/D:49/L:150
1.6 4WD (SF416, AJ14)	70/95	11/89->12/91	CV Joint						*		GS-4066	A:25/B:22/D:49/L:150
1.6 i (SF416, AH14)	68/92	01/90->05/01	CV Joint						*		GS-4066	A:25/B:22/D:49/L:150
1.6 i 4WD (SF416, AJ14)	68/92	01/90->05/01	CV Joint						*		GS-4066	A:25/B:22/D:49/L:150
SWIFT III (MZ, EZ) 												
1.3 4x4	66/90	01/06->	CV Joint		F				*	43	GS-3852	A:25/B:29/D:49/L:143
1.3 DDiS	51/69	08/05->	CV Joint		F				*	43	GS-3852	A:25/B:29/D:49/L:143
VITARA (ET, TA) 												
1.6 All-wheel Drive (ET)	60/82	07/88->12/91	CV Joint		F				*		GS-3550	A:26/B:22/D:48/L:182
1.6 All-wheel Drive (TA, TA01)	59/80	07/88->03/98	CV Joint		F				*		GS-3550	A:26/B:22/D:48/L:182
1.6 i 16V All-wheel Drive (ET, TA02)	71/97	07/90->03/98	CV Joint		F				*		GS-3550	A:26/B:22/D:48/L:182
1.9 D All-wheel Drive (ET)	50/68	01/95->03/98	CV Joint	L; R	F	MT			*		GS-3585	A:26/B:29/D:48/L:181,5
1.9 D All-wheel Drive (ET)	55/75	08/96->03/98	CV Joint	L; R	F	MT			*		GS-3585	A:26/B:29/D:48/L:181,5
			CV Joint	L; R	F	MT			*	MD Escudo; MD Vitara	GS-3585	A:26/B:29/D:48/L:181,5
2.0 16V All-wheel Drive (ET, TA51)	97/132	12/96->03/98	CV Joint	L; R	F	MT			*		GS-3585	A:26/B:29/D:48/L:181,5
			CV Joint						*		GS-3645	A:26/B:30/D:48/L:181,5
2.0 TD All-wheel Drive (ET)	52/71	12/94->03/98	CV Joint	L; R	F	MT			*	04/95->; MD Escudo; MD Vitara	GS-3585	A:26/B:29/D:48/L:181,5
			CV Joint						*		GS-3645	A:26/B:30/D:48/L:181,5
2.0 TD Intercooler All-wheel Drive (ET)	64/87	12/95->03/98	CV Joint	L; R	F	MT			*		GS-3585	A:26/B:29/D:48/L:181,5
			CV Joint						*		GS-3645	A:26/B:30/D:48/L:181,5
2.0 V6 24V All-wheel Drive (ET)	100/136	12/94->03/98	CV Joint	L; R	F	MT			*	MD Escudo; MD Vitara	GS-3585	A:26/B:29/D:48/L:181,5



KW/HP



Type

L/R

F/R

AT/MT



ABS



Technical Specification

VITARA Cabrio [ET, TA]

1.6	59/80	07/88->01/95	CV Joint		F		*		GS-3550	A:26/B:22/D:48/L:182
1.9 D (ET)	55/75	08/96->03/99	CV Joint	L; R	F	MT	*		GS-3585	A:26/B:29/D:48/L:181,5
2.0 16V	97/132	12/96->03/99	CV Joint	L; R	F	MT	*	MD Escudo; MD Vitara	GS-3585	A:26/B:29/D:48/L:181,5
			CV Joint				*		GS-3645	A:26/B:30/D:48/L:181,5

X-90 (EL)

1.6 i 16V	71/97	09/95->12/97	CV Joint	L	F		*		GS-3550	A:26/B:22/D:48/L:182
1.6 i 16V 4x4	71/97	09/95->12/97	CV Joint	L	F		*		GS-3550	A:26/B:22/D:48/L:182

TOYOTA

4 RUNNER (KZN18_, VZN18_, RZN18_)

2.7 4WD	112/152	11/95->08/02	CV Joint	L; R	F	MT	*	MD 4 Runner; MD 4 Runner (Nato)	GS-3398	A:26/B:27/D:60/L:227,5
3.4 4WD	136/185	09/98->11/02	CV Joint	L; R	F	MT	*	-->07/02; -->08/02; MD 4 Runner; MD 4 Runner (Nato)	GS-3398	A:26/B:27/D:60/L:227,5

4 RUNNER (RN10_, VZN13_, VZN10_, RN13_)

3.0 Turbo-D (KZN 130)	92/125	10/93->03/96	CV Joint	L; R	F	MT	*		GS-3398	A:26/B:27/D:60/L:227,5
3.0 V6 (VZN 130)	105/143	07/90->11/95	CV Joint	L; R	F	MT	*		GS-3398	A:26/B:27/D:60/L:227,5

4 RUNNER (RN5_, LN5_, VZN6_, RN7_, RN6_)

2.4 4WD	82/112	08/87->07/89	CV Joint	L; R	F	MT	*		GS-3398	A:26/B:27/D:60/L:227,5
---------	--------	--------------	----------	------	---	----	---	--	---------	------------------------

ALPHARD (ATH1_, MNH1_, ANH1_)














3.0 4WD	162/220	04/03->04/08	CV Joint				*		GS-4891	A:23/B:27/D:50/L:170,5
---------	---------	--------------	----------	--	--	--	---	--	---------	------------------------
















AURIS (NRE15_, ZZE15_, ADE15_, ZRE15_, NDE15_)

1.33 Dual-VVTi	73/99	01/10->09/12	CV Joint	L; R	F		*		GS-4849	A:26/B:23/D:61,2/L:150
1.33 Dual-VVTi	74/101	05/09->09/12	CV Joint	L; R	F		*	-->01/10	GS-4849	A:26/B:23/D:61,2/L:150
1.4 D-4D	66/90	03/07->09/12	CV Joint	L; R	F		*		GS-4849	A:26/B:23/D:61,2/L:150
1.4 VVTi	71/97	03/07->09/12	CV Joint	L; R	F		*		GS-4849	A:26/B:23/D:61,2/L:150
1.6	97/132	05/09->09/12	CV Joint	L; R	F		*		GS-4849	A:26/B:23/D:61,2/L:150
1.6 VVTi	91/124	03/07->09/12	CV Joint	L; R	F		*		GS-4849	A:26/B:23/D:61,2/L:150
1.8	108/147	02/09->09/12	CV Joint	L; R	F		*	made in JP	GS-4849	A:26/B:23/D:61,2/L:150

AVENTIS [T22_]

1.6 (AT220_)	74/101	09/97->10/00	CV Joint		F		*	48 +ABS; 06/98->	GS-3690	A:26/B:22/D:56/L:160
			CV Joint				*	48 +ABS	GS-3691	A:26/B:23/D:56/L:160
1.6 (AT220_)	81/110	09/97->10/00	CV Joint		F		*	48 +ABS; 06/98->	GS-3690	A:26/B:22/D:56/L:160
			CV Joint				*	48 +ABS	GS-3691	A:26/B:23/D:56/L:160
1.6 VVT-i	81/110	10/00->02/03	CV Joint	R	F		*	trans.type MT	GS-4893	A:20/B:24/D:35/L:453

	KW/HP		Type	L/R	F/R	AT/MT			ABS			Technical Specification
1.8 (AT221_)	81/110	09/97->10/00	CV Joint		F		*		48	+ ABS; 06/98->	GS-3690	A:26/B:22/D:56/L:160
			CV Joint				*		48	+ ABS	GS-3691	A:26/B:23/D:56/L:160
1.8 VVT-i	95/129	10/00->02/03	CV Joint				*		48	+ ABS	GS-3691	A:26/B:23/D:56/L:160
			CV Joint	R	F		*			trans.type MT	GS-4893	A:20/B:24/D:35/L:453
2.0 D-4D (CDT220_)	81/110	10/99->02/03	CV Joint		F		*		48	->06/00	GS-3796	A:26/B:24/D:56/L:160
2.0 TD (CT220_)	66/90	09/97->02/03	CV Joint		F		*		48	+ ABS	GS-3690	A:26/B:22/D:56/L:160
2.0 VVT-i	110/150	10/00->02/03	CV Joint	R	F		*			trans.type MT	GS-4893	A:20/B:24/D:35/L:453
AVENSIS (T25_) 												
2.0 D-4D	85/116	04/03->11/08	CV Joint				*				GS-4803	A:24/B:26/D:50/L:176
AVENSIS Estate (T25) 												
1.6 VVT-i	81/110	04/03->11/08	CV Joint	R	F		*			trans.type MT	GS-4893	A:20/B:24/D:35/L:453
2.0	108/147	04/03->11/08	CV Joint	R	F		*		48		GS-3896	A:26/B:25/D:58/L:156,5
2.0 D-4D	85/116	04/03->11/08	CV Joint				*				GS-4803	A:24/B:26/D:50/L:176
2.4	120/163	10/03->11/08	CV Joint	R	F		*		48	09/04->	GS-3896	A:26/B:25/D:58/L:156,5
AVENSIS Estate (ZRT27, ADT27) 												
2.0 D-4D	93/126	02/09->	CV Joint	L	F		*				GS-4803	A:24/B:26/D:50/L:176
2.0 D-4D	91/124	11/11->	CV Joint	L	F		*				GS-4803	A:24/B:26/D:50/L:176
AVENSIS Liftback (_T22_) 												
1.6 (AT220_)	74/101	09/97->10/00	CV Joint		F		*		48	+ ABS; 06/98->	GS-3690	A:26/B:22/D:56/L:160
			CV Joint				*		48	+ ABS	GS-3691	A:26/B:23/D:56/L:160
1.6 (AT220_)	81/110	09/97->10/00	CV Joint		F		*		48	+ ABS; 06/98->	GS-3690	A:26/B:22/D:56/L:160
			CV Joint				*		48	+ ABS	GS-3691	A:26/B:23/D:56/L:160
1.6 VVT-i	81/110	10/00->02/03	CV Joint	R	F		*			trans.type MT	GS-4893	A:20/B:24/D:35/L:453
1.8 (AT221_)	81/110	09/97->10/00	CV Joint		F		*		48	+ ABS; 06/98->	GS-3690	A:26/B:22/D:56/L:160
			CV Joint				*		48	+ ABS	GS-3691	A:26/B:23/D:56/L:160
1.8 VVT-i	95/129	10/00->02/03	CV Joint				*		48	+ ABS	GS-3691	A:26/B:23/D:56/L:160
			CV Joint	R	F		*			trans.type MT	GS-4893	A:20/B:24/D:35/L:453
2.0 D-4D (CDT220_)	81/110	10/99->02/03	CV Joint		F		*		48	->06/00	GS-3796	A:26/B:24/D:56/L:160
2.0 TD (CT220_)	66/90	09/97->02/03	CV Joint		F		*		48	+ ABS	GS-3690	A:26/B:22/D:56/L:160
2.0 VVT-i	110/150	10/00->02/03	CV Joint	R	F		*			trans.type MT	GS-4893	A:20/B:24/D:35/L:453
AVENSIS Saloon (T25) 												
2.0	108/147	04/03->11/08	CV Joint	R	F		*		48		GS-3896	A:26/B:25/D:58/L:156,5
2.0 D-4D	85/116	04/03->11/08	CV Joint				*				GS-4803	A:24/B:26/D:50/L:176
AVENSIS Saloon (ZRT27, ADT27) 												
2.0 D-4D	93/126	11/08->	CV Joint	L	F		*				GS-4803	A:24/B:26/D:50/L:176
2.0 D-4D	91/124	11/11->	CV Joint	L	F		*				GS-4803	A:24/B:26/D:50/L:176
AVENSIS Station Wagon (_T22_) 												
1.6 (AT220_)	74/101	09/97->10/00	CV Joint		F		*		48	+ ABS; 06/98->	GS-3690	A:26/B:22/D:56/L:160
			CV Joint				*		48	+ ABS	GS-3691	A:26/B:23/D:56/L:160
1.6 (AT220_)	81/110	09/97->10/00	CV Joint		F		*		48	+ ABS; 06/98->	GS-3690	A:26/B:22/D:56/L:160
			CV Joint				*		48	+ ABS	GS-3691	A:26/B:23/D:56/L:160
1.6 VVT-i	81/110	10/00->02/03	CV Joint	R	F		*			trans.type MT	GS-4893	A:20/B:24/D:35/L:453

			Type	L/R	F/R	AT/MT			ABS			Technical Specification	
1.8 (AT221_)	81/110	09/97->10/00	CV Joint		F		*		48	+ABS; 06/98->	GS-3690	A:26/B:22/D:56/L:160	
			CV Joint				*		48	+ABS	GS-3691	A:26/B:23/D:56/L:160	
1.8 VVT-i	95/129	10/00->02/03	CV Joint				*		48	+ABS	GS-3691	A:26/B:23/D:56/L:160	
			CV Joint	R	F		*			trans.type MT	GS-4893	A:20/B:24/D:35/L:453	
2.0 D-4D (CDT220_)	81/110	10/99->02/03	CV Joint		F		*		48	--06/00	GS-3796	A:26/B:24/D:56/L:160	
2.0 TD (CT220_)	66/90	09/97->02/03	CV Joint		F		*		48	+ABS	GS-3690	A:26/B:22/D:56/L:160	
2.0 VVT-i	110/150	10/00->02/03	CV Joint	R	F		*			trans.type MT	GS-4893	A:20/B:24/D:35/L:453	
AYGO (WNB1_, KGB1_) 													
1.0 (KGB10)	50/68	07/05->	CV Joint	L; R	F		*			--05/14	GS-4014	A:24/B:19/D:49,5/L:137	
CALDINA (ST19_, ET19_, CT19_, AT19_) 													
1.8	79/107	02/92->09/97	CV Joint						*		GS-4804	A:20/B:23/D:35/L:179	
2.0	93/126	02/92->09/97	CV Joint						*		GS-4804	A:20/B:23/D:35/L:179	
2.0 TD	56/76	06/94->09/97	CV Joint						*		GS-4804	A:20/B:23/D:35/L:179	
CALDINA (ST21_, CT21_, AT21_) 													
1.8	85/116	10/97->09/01	CV Joint						*		GS-4804	A:20/B:23/D:35/L:179	
2.2 TD	67/91	10/97->09/01	CV Joint						*		GS-4804	A:20/B:23/D:35/L:179	
CAMRY (CV1_, XV1_, V1_) 													
2.2 (SXV10)	100/136	06/91->08/96	CV Joint						*	48		GS-3321	A:26/B:27/D:56/L:162,5
			CV Joint	L; R	F	MT	*		48		GS-3322	A:26/B:27/D:56/L:163,5	
			CV Joint			AT	*				GS-3324	A:26/B:27/D:56/L:162,5	
			CV Joint		F		*		48		GS-3325	A:26/B:32/D:56/L:165	
3.0 (VCV10)	138/188	06/91->08/96	CV Joint				*		48		GS-3327	A:30/B:27/D:56/L:167,5	
CAMRY (CV2_, XV2_) 													
2.2	93/126	11/00->11/01	CV Joint				*		48		GS-4105	A:26/B:24/D:56/L:161	
2.2 (SXV20_)	96/131	08/96->11/01	CV Joint				*		48		GS-3321	A:26/B:27/D:56/L:162,5	
			CV Joint				*		48		GS-4105	A:26/B:24/D:56/L:161	
CAMRY (V2_) 													
1.8 i (SV20_)	66/90	10/86->08/88	CV Joint		F	MT	*				GS-3315	A:26/B:24/D:56/L:150,5	
			CV Joint				*				GS-4804	A:20/B:23/D:35/L:179	
2.0 (SV21_, SV25_)	94/128	11/86->05/91	CV Joint		F	MT	*				GS-3315	A:26/B:24/D:56/L:150,5	
			CV Joint				*		48		GS-3321	A:26/B:27/D:56/L:162,5	
2.0 Gti 16V (SV21_, SV25_)	89/121	11/86->05/91	CV Joint		F	MT	*				GS-4804	A:20/B:23/D:35/L:179	
			CV Joint				*				GS-3315	A:26/B:24/D:56/L:150,5	
			CV Joint				*		48		GS-3321	A:26/B:27/D:56/L:162,5	
2.0 Turbo-D (CV20_)	62/84	11/86->05/91	CV Joint		F	MT	*				GS-4804	A:20/B:23/D:35/L:179	
2.0 Turbo-D (CV20_)	63/86	11/88->05/91	CV Joint		F	MT	*				GS-3315	A:26/B:24/D:56/L:150,5	
CAMRY (MCV3_, ACV3_, XV3_) 													
2.4 VVT-i	112/152	11/01->11/06	CV Joint				*		48		GS-3822	A:26/B:27/D:63,4/L:159	
CAMRY Liftback (V1_) 													
1.8	66/90	02/83->10/86	CV Joint		F	MT	*				GS-3315	A:26/B:24/D:56/L:150,5	
1.8 Turbo-D	54/73	10/84->01/88	CV Joint		F		*				GS-3315	A:26/B:24/D:56/L:150,5	
2.0	73/99	04/86->01/88	CV Joint		F		*				GS-3315	A:26/B:24/D:56/L:150,5	



KW/HP



Type

L/R F/R

AT/MT



ABS



Technical Specification

CAMRY Saloon [_V1_]

1.8	66/90	02/83->10/86	CV Joint	F	MT	*		GS-3315	A:26/B:24/D:56/L:150,5
1.8 Turbo-D	54/73	11/83->01/88	CV Joint	F		*		GS-3315	A:26/B:24/D:56/L:150,5
2.0 GLI	79/107	03/83->10/86	CV Joint	F		*		GS-3315	A:26/B:24/D:56/L:150,5

CAMRY Station Wagon [_V2_]









2.0 (SV21_)	94/128	11/86->05/91	CV Joint	F	MT	*		GS-3315	A:26/B:24/D:56/L:150,5
			CV Joint	F		*	48		GS-3321
2.0 GLi 16V (SV21_)	89/121	11/86->05/91	CV Joint	F	MT	*		GS-3315	A:26/B:24/D:56/L:150,5
			CV Joint	F		*	48		GS-3321
2.0 Turbo-D (CV20_)	62/84	11/86->05/91	CV Joint	F	MT	*		GS-3315	A:26/B:24/D:56/L:150,5
2.0 Turbo-D (CV20_)	63/86	11/88->05/91	CV Joint	F	MT	*		GS-3315	A:26/B:24/D:56/L:150,5











CAMRY Station Wagon [_XV1_, _CV1_, _V10_]













2.2 (SXV10)	100/136	03/92->07/96	CV Joint			*	48	GS-3321	A:26/B:27/D:56/L:162,5	
			CV Joint	L; R	F	MT	*	48	GS-3322	A:26/B:27/D:56/L:163,5
			CV Joint			AT	*		GS-3324	A:26/B:27/D:56/L:162,5
			CV Joint		F		*	48	GS-3325	A:26/B:32/D:56/L:165
3.0 (VCV10)	138/188	03/92->07/96	CV Joint			*	48	GS-3327	A:30/B:27/D:56/L:167,5	

CARINA E [_T19_]

1.6 (AT190)	73/99	12/93->09/97	CV Joint	F		*		- ABS	GS-3318	A:26/B:23/D:56/L:151,5	
			CV Joint	F		*	48	05/95->	GS-3320	A:26/B:23/D:56/L:151,5	
			CV Joint				*	48		GS-3325	A:26/B:32/D:56/L:165
			CV Joint	L; R	F	AT; MT	*	48		GS-4072	A:26/B:23/D:56/L:150,5
1.6 (AT190)	85/116	12/93->09/97	CV Joint	F		*		- ABS	GS-3318	A:26/B:23/D:56/L:151,5	
			CV Joint	F		*	48	05/95->	GS-3320	A:26/B:23/D:56/L:151,5	
			CV Joint	L; R	F	AT; MT	*	48		GS-4072	A:26/B:23/D:56/L:150,5
1.6 16V	78/106	10/95->09/97	CV Joint	F		*			GS-3318	A:26/B:23/D:56/L:151,5	
			CV Joint	L; R	F	AT; MT	*	48		GS-4072	A:26/B:23/D:56/L:150,5
			CV Joint	F		*		- ABS	GS-3318	A:26/B:23/D:56/L:151,5	
1.6 GLI (AT190)	79/107	04/92->09/97	CV Joint	F		*	48	05/95->	GS-3320	A:26/B:23/D:56/L:151,5	
			CV Joint			*	48		GS-3325	A:26/B:32/D:56/L:165	
			CV Joint	L; R	F	AT; MT	*	48		GS-4072	A:26/B:23/D:56/L:150,5
1.8 (AT191)	79/107	01/95->09/97	CV Joint	F		*		- ABS	GS-3318	A:26/B:23/D:56/L:151,5	
			CV Joint	F		*	48	05/95->	GS-3320	A:26/B:23/D:56/L:151,5	
			CV Joint			*	48		GS-3325	A:26/B:32/D:56/L:165	
			CV Joint	L; R	F	AT; MT	*	48		GS-4072	A:26/B:23/D:56/L:150,5
2.0 D (CT190)	54/73	04/92->01/96	CV Joint	F		*			GS-3315	A:26/B:24/D:56/L:150,5	
			CV Joint			*	48		GS-3344	A:26/B:24/D:56/L:150,5	
			CV Joint			*			GS-4804	A:20/B:23/D:35/L:179	
2.0 GLI (ST191)	98/133	04/92->09/97	CV Joint			*	48		GS-3344	A:26/B:24/D:56/L:150,5	
			CV Joint			*			GS-4804	A:20/B:23/D:35/L:179	
2.0 GTi (ST191)	116/158	04/92->02/94	CV Joint			*	48		GS-3334	A:26/B:25/D:56/L:158	
2.0 GTi 16V (ST191_)	129/175	03/94->09/97	CV Joint			*	48		GS-3334	A:26/B:25/D:56/L:158	
2.0 i (ST191)	93/126	12/93->09/97	CV Joint			*	48		GS-3344	A:26/B:24/D:56/L:150,5	
			CV Joint			*			GS-4804	A:20/B:23/D:35/L:179	

	kw/HP		Type	L/R	F/R	AT/MT			ABS			Technical Specification	
2.0 TD (CT190)	61/83	01/96->09/97	CV Joint		F			*	48	+ ABS	GS-3320	A:26/B:23/D:56/L:151,5	
			CV Joint					*	48		GS-3344	A:26/B:24/D:56/L:150,5	
CARINA E Saloon [_T19_] 													
1.6 (AT190)	79/107	01/93->09/97	CV Joint		F			*		- ABS	GS-3318	A:26/B:23/D:56/L:151,5	
			CV Joint		F			*	48	05/95->	GS-3320	A:26/B:23/D:56/L:151,5	
			CV Joint						*	48		GS-3325	A:26/B:32/D:56/L:165
			CV Joint	L; R	F	AT; MT		*	48			GS-4072	A:26/B:23/D:56/L:150,5
1.6 (AT190)	73/99	01/95->09/97	CV Joint		F			*		- ABS	GS-3318	A:26/B:23/D:56/L:151,5	
			CV Joint		F			*	48	05/95->	GS-3320	A:26/B:23/D:56/L:151,5	
			CV Joint					*	48			GS-3325	A:26/B:32/D:56/L:165
1.6 (AT190)	78/106	10/95->09/97	CV Joint	L; R	F	AT; MT		*	48		GS-4072	A:26/B:23/D:56/L:150,5	
			CV Joint		F			*		- ABS	GS-3318	A:26/B:23/D:56/L:151,5	
			CV Joint		F			*	48			GS-3320	A:26/B:23/D:56/L:151,5
1.6 16V (AT190_)	85/116	12/94->09/97	CV Joint	L; R	F	AT; MT		*	48		GS-4072	A:26/B:23/D:56/L:150,5	
			CV Joint		F			*		- ABS	GS-3318	A:26/B:23/D:56/L:151,5	
			CV Joint		F			*	48	05/95->	GS-3320	A:26/B:23/D:56/L:151,5	
1.8 i 16V (AT191)	79/107	01/95->09/97	CV Joint	L; R	F	AT; MT		*	48		GS-4072	A:26/B:23/D:56/L:150,5	
			CV Joint		F			*		- ABS	GS-3318	A:26/B:23/D:56/L:151,5	
			CV Joint		F			*	48	05/95->	GS-3320	A:26/B:23/D:56/L:151,5	
			CV Joint					*	48			GS-3325	A:26/B:32/D:56/L:165
2.0 (ST191)	98/133	01/93->09/97	CV Joint					*	48		GS-3344	A:26/B:24/D:56/L:150,5	
			CV Joint						*		GS-4804	A:20/B:23/D:35/L:179	
2.0 D (CT190)	54/73	08/92->01/96	CV Joint		F			*			GS-3315	A:26/B:24/D:56/L:150,5	
			CV Joint					*	48		GS-3344	A:26/B:24/D:56/L:150,5	
			CV Joint						*		GS-4804	A:20/B:23/D:35/L:179	
2.0 GTi (ST191_)	116/158	04/92->02/94	CV Joint					*	48		GS-3334	A:26/B:25/D:56/L:158	
2.0 GTi 16V (ST191_)	129/175	03/94->09/97	CV Joint					*	48		GS-3334	A:26/B:25/D:56/L:158	
2.0 i (ST191)	93/126	12/92->09/97	CV Joint					*	48		GS-3344	A:26/B:24/D:56/L:150,5	
			CV Joint						*		GS-4804	A:20/B:23/D:35/L:179	
2.0 TD (CT190_)	61/83	01/96->09/97	CV Joint		F			*	48	+ ABS	GS-3320	A:26/B:23/D:56/L:151,5	
			CV Joint					*	48		GS-3344	A:26/B:24/D:56/L:150,5	
CARINA E Sportswagon [_T19_] 													
1.6 GLI (AT190_)	79/107	01/93->09/97	CV Joint		F			*		- ABS	GS-3318	A:26/B:23/D:56/L:151,5	
			CV Joint		F			*	48	05/95->	GS-3320	A:26/B:23/D:56/L:151,5	
			CV Joint	L; R	F	AT; MT		*	48			GS-4072	A:26/B:23/D:56/L:150,5
1.6 i (AT190_)	73/99	02/95->09/97	CV Joint		F			*		- ABS	GS-3318	A:26/B:23/D:56/L:151,5	
			CV Joint		F			*	48	05/95->	GS-3320	A:26/B:23/D:56/L:151,5	
			CV Joint					*	48			GS-3325	A:26/B:32/D:56/L:165
1.8 i (AT191_)	79/107	02/95->09/97	CV Joint	L; R	F	AT; MT		*	48		GS-4072	A:26/B:23/D:56/L:150,5	
			CV Joint		F			*		- ABS	GS-3318	A:26/B:23/D:56/L:151,5	
			CV Joint		F			*	48	05/95->	GS-3320	A:26/B:23/D:56/L:151,5	
			CV Joint					*	48			GS-3325	A:26/B:32/D:56/L:165

	kw/HP		Type	L/R	F/R	AT/MT			ABS			Technical Specification	
2.0 D (CT190_)	54/73	01/93->01/96	CV Joint		F				*		GS-3315	A:26/B:24/D:56/L:150,5	
			CV Joint						*	48	GS-3344	A:26/B:24/D:56/L:150,5	
			CV Joint							*		GS-4804	A:20/B:23/D:35/L:179
2.0 GLI (ST191_)	98/133	01/93->09/97	CV Joint						*	48	GS-3344	A:26/B:24/D:56/L:150,5	
			CV Joint							*		GS-4804	A:20/B:23/D:35/L:179
2.0i (ST191_)	93/126	05/95->09/97	CV Joint						*	48	GS-3344	A:26/B:24/D:56/L:150,5	
			CV Joint							*		GS-4804	A:20/B:23/D:35/L:179
2.0 TD (CT190_)	61/83	01/96->09/97	CV Joint		F				*	48	+ABS	GS-3320	A:26/B:23/D:56/L:151,5
			CV Joint							*	48		GS-3344
CARINA II [T15] 													
1.6 (AT151)	55/75	10/83->11/87	CV Joint		F				*		GS-3314	A:26/B:23/D:56/L:151,5	
1.6 (AT151)	62/84	10/83->11/87	CV Joint		F				*		GS-3314	A:26/B:23/D:56/L:151,5	
1.6 (AT151)	63/86	10/86->11/87	CV Joint		F				*		GS-3314	A:26/B:23/D:56/L:151,5	
1.8 GLI (ST150)	74/101	10/83->11/87	CV Joint		F				*		GS-3315	A:26/B:24/D:56/L:150,5	
2.0 D	50/68	02/84->05/88	CV Joint		F				*		GS-3315	A:26/B:24/D:56/L:150,5	
2.0 D (CT150)	51/69	12/85->11/87	CV Joint		F				*		GS-3315	A:26/B:24/D:56/L:150,5	
CARINA II [T17] 													
1.6 (AT171)	66/90	12/87->11/89	CV Joint		F				*		GS-3318	A:26/B:23/D:56/L:151,5	
			CV Joint	L; R	F	MT			*	48	GS-4072	A:26/B:23/D:56/L:150,5	
1.6 (AT171)	75/102	12/87->03/92	CV Joint		F				*		GS-3318	A:26/B:23/D:56/L:151,5	
			CV Joint	L; R	F	MT			*	48	GS-4072	A:26/B:23/D:56/L:150,5	
1.6 (AT171)	72/98	12/87->03/92	CV Joint	L; R	F	MT			*	48	GS-4072	A:26/B:23/D:56/L:150,5	
			CV Joint							*		GS-4804	A:20/B:23/D:35/L:179
2.0 D	54/73	03/88->06/92	CV Joint						*		GS-4804	A:20/B:23/D:35/L:179	
2.0 GLI (ST171)	89/121	12/87->03/92	CV Joint						*		GS-4804	A:20/B:23/D:35/L:179	
CARINA II Saloon [T15] 													
1.6 (AT151)	55/75	10/83->11/87	CV Joint		F				*		GS-3314	A:26/B:23/D:56/L:151,5	
1.6 (AT151)	62/84	10/83->11/87	CV Joint		F				*		GS-3314	A:26/B:23/D:56/L:151,5	
1.8 GLI (ST150)	74/101	10/83->11/87	CV Joint		F				*		GS-3315	A:26/B:24/D:56/L:150,5	
2.0 D	50/68	02/84->05/88	CV Joint		F				*		GS-3315	A:26/B:24/D:56/L:150,5	
CARINA II Saloon [T17] 													
1.6 (AT171)	66/90	12/87->08/90	CV Joint		F	AT			*		GS-3314	A:26/B:23/D:56/L:151,5	
			CV Joint		F	MT			*	06/90->	GS-3315	A:26/B:24/D:56/L:150,5	
			CV Joint		F					*	--11/89	GS-3318	A:26/B:23/D:56/L:151,5
			CV Joint	L; R	F	MT			*	48		GS-4072	A:26/B:23/D:56/L:150,5
1.6 (AT171)	75/102	12/87->03/92	CV Joint		F	AT; MT			*	--01/91; --05/90	GS-3314	A:26/B:23/D:56/L:151,5	
			CV Joint		F	MT			*	06/90->	GS-3315	A:26/B:24/D:56/L:150,5	
			CV Joint		F	AT			*	-ABS; 02/91->	GS-3318	A:26/B:23/D:56/L:151,5	
			CV Joint		F	AT			*	48	+ABS; 02/91->	GS-3320	A:26/B:23/D:56/L:151,5
			CV Joint	L; R	F	MT			*	48		GS-4072	A:26/B:23/D:56/L:150,5

						Technical Specification						
	kW/HP		Type	L/R	F/R	AT/MT		ABS				
1.6 (AT171)	72/98	12/87->03/92	CV Joint		F	AT	*		->01/91; ->05/90; 06/90->	GS-3314	A:26/B:23/D:56/L:151,5	
			CV Joint		F	MT	*		06/90->	GS-3315	A:26/B:24/D:56/L:150,5	
			CV Joint		F	AT	*			- ABS; 02/91->	GS-3318	A:26/B:23/D:56/L:151,5
			CV Joint		F	AT	*		48	+ ABS; 02/91->	GS-3320	A:26/B:23/D:56/L:151,5
			CV Joint	L; R	F	MT	*		48		GS-4072	A:26/B:23/D:56/L:150,5
2.0 D	54/73	03/88->06/92	CV Joint					*	GS-4804	A:20/B:23/D:35/L:179		
2.0 GLI (ST171)	89/121	12/87->03/92	CV Joint					*	GS-4804	A:20/B:23/D:35/L:179		
CARINA II Station Wagon [_T17_] 												
1.6 (AT171)	66/90	12/87->12/89	CV Joint		F		*			GS-3314	A:26/B:23/D:56/L:151,5	
			CV Joint	L; R	F	MT	*	48		GS-4072	A:26/B:23/D:56/L:150,5	
1.6 (AT171)	75/102	12/87->03/92	CV Joint		F	AT	*		->01/91; ->05/90; 06/90->	GS-3314	A:26/B:23/D:56/L:151,5	
			CV Joint		F	MT	*		06/90->	GS-3315	A:26/B:24/D:56/L:150,5	
			CV Joint		F	AT	*			- ABS; 02/91->	GS-3318	A:26/B:23/D:56/L:151,5
			CV Joint		F	AT	*		48	+ ABS; 02/91->	GS-3320	A:26/B:23/D:56/L:151,5
			CV Joint	L; R	F	MT	*		48		GS-4072	A:26/B:23/D:56/L:150,5
1.6 (AT171)	72/98	12/87->03/92	CV Joint		F	AT	*		->01/91; ->05/90; 06/90->	GS-3314	A:26/B:23/D:56/L:151,5	
			CV Joint		F	MT	*		06/90->	GS-3315	A:26/B:24/D:56/L:150,5	
			CV Joint		F	AT	*			- ABS; 02/91->	GS-3318	A:26/B:23/D:56/L:151,5
			CV Joint		F	AT	*		48	+ ABS; 02/91->	GS-3320	A:26/B:23/D:56/L:151,5
			CV Joint	L; R	F	MT	*		48		GS-4072	A:26/B:23/D:56/L:150,5
2.0	89/121	12/87->04/92	CV Joint					*	GS-4804	A:20/B:23/D:35/L:179		
2.0 D (CT170)	54/73	12/87->01/92	CV Joint		F		*		- ABS	GS-3315	A:26/B:24/D:56/L:150,5	
			CV Joint		F		*	48	+ ABS	GS-3317	A:26/B:24/D:56/L:150,5	
			CV Joint						*		GS-4804	A:20/B:23/D:35/L:179
CELICA (AT16_, ST16_) 												
1.6	63/86	04/86->08/89	CV Joint		F		*			GS-3315	A:26/B:24/D:56/L:150,5	
			CV Joint	R	F		*			GS-3318	A:26/B:23/D:56/L:151,5	
			CV Joint	R	F	MT	*	48		GS-4072	A:26/B:23/D:56/L:150,5	
1.6 GT 16V	91/124	04/86->08/89	CV Joint		F		*			GS-3315	A:26/B:24/D:56/L:150,5	
			CV Joint	R	F		*			GS-3318	A:26/B:23/D:56/L:151,5	
			CV Joint	R	F	MT	*	48		GS-4072	A:26/B:23/D:56/L:150,5	
2.0	110/150	01/87->08/89	CV Joint		F		*			GS-3315	A:26/B:24/D:56/L:150,5	
			CV Joint				*	48		GS-3334	A:26/B:25/D:56/L:158	
CELICA (ST20_, AT20_) 												
2.0 i 16V	125/170	04/96->11/99	CV Joint				*	48		GS-3334	A:26/B:25/D:56/L:158	
2.0 i 16V (ST202/GT)	129/175	11/93->11/99	CV Joint				*	48		GS-3334	A:26/B:25/D:56/L:158	
2.0 i Turbo 4WD (ST205)	178/242	02/94->11/99	CV Joint				*	48		GS-3334	A:26/B:25/D:56/L:158	
CELICA (ZZT23_) 												
1.8 16V VT-i (ZZT230_)	105/143	08/99->07/05	CV Joint					*		GS-4804	A:20/B:23/D:35/L:179	
CELICA Convertible (AT18_, ST18_) 												
2.0 GTi (ST182)	115/156	10/89->11/93	CV Joint				*	48		GS-3334	A:26/B:25/D:56/L:158	
			CV Joint		F		*	48		GS-4075	A:26/B:27/D:56/L:163	
CELICA Convertible (AT20_, ST20_) 												
2.0 i 16V	125/170	11/93->08/99	CV Joint				*	48		GS-3334	A:26/B:25/D:56/L:158	



KW/HP



Type

L/R F/R

AT/MT



ABS



Technical Specification

CELICA Convertible [ST16_, AT16_]

2.0 GT [ST162]	103/140	08/85->08/89	CV Joint				*	48	GS-3334	A:26/B:25/D:56/L:158
2.0 GT [ST162]	110/150	10/86->08/89	CV Joint				*	48	GS-3334	A:26/B:25/D:56/L:158

CELICA Coupe [AT18_, ST18_]

1.6 STI [AT180]	77/105	10/89->11/93	CV Joint		F		*	--10/93	GS-3318	A:26/B:23/D:56/L:151,5	
			CV Joint	L; R	F	MT	*	48	MD Celica (Nato)	GS-4072	A:26/B:23/D:56/L:150,5
			CV Joint				*			GS-4804	A:20/B:23/D:35/L:179
2.0 GTi [ST182]	115/156	10/89->11/93	CV Joint				*	48	GS-3334	A:26/B:25/D:56/L:158	
			CV Joint		F		*	48		GS-4075	A:26/B:27/D:56/L:163
2.0 Turbo 4WD [ST185]	150/204	10/89->11/93	CV Joint		F		*	48	GS-4075	A:26/B:27/D:56/L:163	
2.0 Turbo 4WD [ST185]	153/208	10/89->11/93	CV Joint		F		*	48	GS-4075	A:26/B:27/D:56/L:163	

CELICA Hatchback [ST16_, AT16_]











1.6	63/86	04/86->08/89	CV Joint		F		*		GS-3315	A:26/B:24/D:56/L:150,5	
			CV Joint		R	F	*		GS-3318	A:26/B:23/D:56/L:151,5	
			CV Joint		R	F	MT	*	48	GS-4072	A:26/B:23/D:56/L:150,5
1.6 GT 16V	91/124	09/85->08/89	CV Joint		R	F	MT	*	48	GS-4072	A:26/B:23/D:56/L:150,5
2.0 GT	110/150	08/85->08/89	CV Joint				*	48	GS-3334	A:26/B:25/D:56/L:158	
2.0 GT	103/140	09/85->08/89	CV Joint				*	48	GS-3334	A:26/B:25/D:56/L:158	

COROLLA [E10]

1.3 12V [EE100_]	53/72	07/92->04/97	CV Joint		F		*	- ABS	GS-3314	A:26/B:23/D:56/L:151,5	
			CV Joint	L; R	F	AT; MT	*	48		GS-4072	A:26/B:23/D:56/L:150,5
1.3 XLI [EE101_]	55/75	09/95->04/97	CV Joint		F		*	- ABS	GS-3314	A:26/B:23/D:56/L:151,5	
			CV Joint		F		*	48	+ ABS	GS-3320	A:26/B:23/D:56/L:151,5
			CV Joint	L; R	F	MT	*	48		GS-4072	A:26/B:23/D:56/L:150,5
1.3 XLI 16V [EE101]	65/88	07/92->09/95	CV Joint		F		*	- ABS	GS-3314	A:26/B:23/D:56/L:151,5	
			CV Joint		F		*	48	+ ABS	GS-3320	A:26/B:23/D:56/L:151,5
			CV Joint	L; R	F	MT	*	48		GS-4072	A:26/B:23/D:56/L:150,5
1.6 Si [AE101_]	84/114	09/95->04/97	CV Joint		F		*	- ABS	GS-3314	A:26/B:23/D:56/L:151,5	
			CV Joint		F		*	48	+ ABS	GS-3320	A:26/B:23/D:56/L:151,5
			CV Joint	L; R	F	AT; MT	*	48		GS-4072	A:26/B:23/D:56/L:150,5
2.0 D [CE100_]	53/72	07/92->04/97	CV Joint		F		*	- ABS	GS-3318	A:26/B:23/D:56/L:151,5	
			CV Joint		F		*	48	+ ABS	GS-3320	A:26/B:23/D:56/L:151,5
			CV Joint				*			GS-4804	A:20/B:23/D:35/L:179

COROLLA [E11]

1.4 [EE111_]	63/86	04/97->02/00	CV Joint		F		*	- ABS	GS-3314	A:26/B:23/D:56/L:151,5	
			CV Joint		F		*	--09/99	GS-3318	A:26/B:23/D:56/L:151,5	
			CV Joint		F		*	48	+ ABS	GS-3320	A:26/B:23/D:56/L:151,5
			CV Joint	L; R	F	MT	*	48	--09/99	GS-4072	A:26/B:23/D:56/L:150,5
1.4 16V [ZZE111_]	71/97	02/00->11/01	CV Joint		F		*	- ABS	GS-3314	A:26/B:23/D:56/L:151,5	
			CV Joint		F		*	48	+ ABS	GS-3320	A:26/B:23/D:56/L:151,5
1.6 16V [ZZE112_]	81/110	02/00->11/01	CV Joint		F		*	- ABS	GS-3314	A:26/B:23/D:56/L:151,5	
			CV Joint		F		*	48	+ ABS	GS-3320	A:26/B:23/D:56/L:151,5
1.6 Aut. [AE111_]	79/107	04/97->02/00	CV Joint		F		*	- ABS	GS-3314	A:26/B:23/D:56/L:151,5	
			CV Joint		F		*	48	+ ABS	GS-3320	A:26/B:23/D:56/L:151,5
			CV Joint	L; R	F	AT	*	48		GS-4072	A:26/B:23/D:56/L:150,5

						Technical Specification	
kw/HP	Type	L/R	F/R	AT/MT	ABS		
2.0 D (CE110_)	53/72	04/97->02/00	CV Joint		*	GS-4804 A:20/B:23/D:35/L:179	
COROLLA [E8_] 							
1.3 (AE80)	51/69	06/83->10/84	CV Joint	F	MT	* - ABS GS-3314 A:26/B:23/D:56/L:151,5	
1.3 (AE80/EE80)	55/75	10/84->08/87	CV Joint	F	MT	* - ABS GS-3314 A:26/B:23/D:56/L:151,5	
1.6 (AE82)	62/84	06/83->08/87	CV Joint	F	AT	* GS-3314 A:26/B:23/D:56/L:151,5	
			CV Joint	F	MT	* GS-3315 A:26/B:24/D:56/L:150,5	
COROLLA [E9_] 							
1.3 i (EE90)	55/75	08/87->12/92	CV Joint	F		* GS-3315 A:26/B:24/D:56/L:150,5	
			CV Joint	F		* ->04/92 GS-3318 A:26/B:23/D:56/L:151,5	
			CV Joint	L; R	F	AT; MT	* 48 ->04/92 GS-4072 A:26/B:23/D:56/L:150,5
1.6 (AE92)	66/90	08/87->12/89	CV Joint	F	AT	* - ABS GS-3314 A:26/B:23/D:56/L:151,5	
			CV Joint	F	MT	* - ABS GS-3315 A:26/B:24/D:56/L:150,5	
			CV Joint	F	MT	* 48 +ABS GS-3317 A:26/B:24/D:56/L:150,5	
1.6 i	77/105	11/89->06/93	CV Joint	F		* GS-3315 A:26/B:24/D:56/L:150,5	
			CV Joint	F		* ->05/92 GS-3318 A:26/B:23/D:56/L:151,5	
			CV Joint	L; R	F	MT	* 48 ->04/92; ->05/92; MD Corolla; MD Corolla (Nato) GS-4072 A:26/B:23/D:56/L:150,5
1.8 D	47/64	07/87->06/93	CV Joint		*	GS-4804 A:20/B:23/D:35/L:179	
1.8 D	49/67	11/89->06/93	CV Joint		*	GS-4804 A:20/B:23/D:35/L:179	
COROLLA (CDE12_, ZZE12_, NDE12_, ZDE12_) 							
1.4 D	66/90	07/04->02/07	CV Joint	F		* 48 GS-3896 A:26/B:25/D:58/L:156,5	
1.4 VVT-i	71/97	01/02->12/06	CV Joint	F		* 48 +ABS GS-3893 A:26/B:23/D:58/L:156,5	
1.6 VVT-i	81/110	01/02->12/06	CV Joint	F		* 48 +ABS GS-3893 A:26/B:23/D:58/L:156,5	
1.8 4WD	100/136	12/01->02/07	CV Joint			* GS-4804 A:20/B:23/D:35/L:179	
1.8 VTL-i TS	141/192	01/02->02/07	CV Joint			* 48 GS-3858 A:26/B:24/D:58/L:148,5	
			CV Joint			* 48 GS-3895 A:26/B:25/D:63/L:162	
1.8 VTL-i TS	165/224	02/05->02/07	CV Joint			* 48 GS-3858 A:26/B:24/D:58/L:148,5	
2.0 D-4D	66/90	01/02->12/06	CV Joint	F		* 48 +ABS GS-3896 A:26/B:25/D:58/L:156,5	
2.0 D-4D (CDE120R_, CDE120L_)	81/110	01/02->12/06	CV Joint	F		* 48 +ABS GS-3896 A:26/B:25/D:58/L:156,5	
2.0 D-4D (CDE120R_, CDE120L_)	85/116	05/03->02/07	CV Joint	F		* 48 +ABS GS-3896 A:26/B:25/D:58/L:156,5	
COROLLA Compact [E10_] 							
1.3 12V (EE100_)	53/72	07/92->05/95	CV Joint	F		* - ABS GS-3314 A:26/B:23/D:56/L:151,5	
			CV Joint	L; R	F	AT; MT	* 48 GS-4072 A:26/B:23/D:56/L:150,5
			CV Joint	F			* - ABS GS-3314 A:26/B:23/D:56/L:151,5
1.3 XLI (EE101_)	55/75	09/95->04/97	CV Joint	F		* 48 +ABS GS-3320 A:26/B:23/D:56/L:151,5	
			CV Joint	L; R	F	MT	* 48 GS-4072 A:26/B:23/D:56/L:150,5
1.3 XLI 16V (EE101)	65/88	07/92->09/95	CV Joint	F		* - ABS GS-3314 A:26/B:23/D:56/L:151,5	
			CV Joint	F		* 48 +ABS GS-3320 A:26/B:23/D:56/L:151,5	
			CV Joint	L; R	F	MT	* 48 GS-4072 A:26/B:23/D:56/L:150,5
1.6 Si (AE101_)	84/114	07/92->04/97	CV Joint	F		* - ABS GS-3314 A:26/B:23/D:56/L:151,5	
			CV Joint	F		* 48 +ABS GS-3320 A:26/B:23/D:56/L:151,5	
			CV Joint	L; R	F	AT; MT	* 48 GS-4072 A:26/B:23/D:56/L:150,5
2.0 D (CE100_)	53/72	07/92->04/97	CV Joint	F		* - ABS GS-3318 A:26/B:23/D:56/L:151,5	
			CV Joint	F		* 48 +ABS GS-3320 A:26/B:23/D:56/L:151,5	
			CV Joint				* GS-4804 A:20/B:23/D:35/L:179



KW/HP



Type

L/R

F/R

AT/MT



ABS



Technical Specification

COROLLA Compact [E11_]

1.4 (EE111_)	63/86	04/97->02/00	CV Joint	F		*		- ABS	GS-3314	A:26/B:23/D:56/L:151,5	
			CV Joint	F		*		->09/99	GS-3318	A:26/B:23/D:56/L:151,5	
			CV Joint	F		*		48	+ ABS	GS-3320	A:26/B:23/D:56/L:151,5
1.4 (ZZE111_)	71/97	02/00->01/02	CV Joint	L; R	F	MT	*	48	->09/99	GS-4072	A:26/B:23/D:56/L:150,5
			CV Joint	F		*			- ABS	GS-3314	A:26/B:23/D:56/L:151,5
			CV Joint	F		*		48	+ ABS	GS-3320	A:26/B:23/D:56/L:151,5
1.6 (AE111_)	81/110	04/97->02/00	CV Joint	F		*			- ABS	GS-3314	A:26/B:23/D:56/L:151,5
			CV Joint	F		*		48	+ ABS	GS-3320	A:26/B:23/D:56/L:151,5
			CV Joint	L; R	F	MT	*	48		GS-4072	A:26/B:23/D:56/L:150,5
1.6 (ZZE112_)	81/110	02/00->01/02	CV Joint	F		*			- ABS	GS-3314	A:26/B:23/D:56/L:151,5
			CV Joint	F		*		48	+ ABS	GS-3320	A:26/B:23/D:56/L:151,5
			CV Joint	F		*			- ABS	GS-3314	A:26/B:23/D:56/L:151,5
1.6 Aut. (AE111_)	79/107	04/97->02/00	CV Joint	F		*			- ABS	GS-3314	A:26/B:23/D:56/L:151,5
			CV Joint	F		*		48	+ ABS	GS-3320	A:26/B:23/D:56/L:151,5
			CV Joint	L; R	F	AT	*	48		GS-4072	A:26/B:23/D:56/L:150,5
2.0 D (CE110_)	53/72	04/97->02/00	CV Joint					*	GS-4804	A:20/B:23/D:35/L:179	

COROLLA Compact [E9_]

1.3 (EE90)	55/75	08/87->12/89	CV Joint	F		*				GS-3315	A:26/B:24/D:56/L:150,5	
			CV Joint	L; R	F	AT; MT	*	48		GS-4072	A:26/B:23/D:56/L:150,5	
1.6 (AE92)	66/90	08/87->04/92	CV Joint	F		AT	*			- ABS	GS-3314	A:26/B:23/D:56/L:151,5
			CV Joint	F		MT	*			- ABS	GS-3315	A:26/B:24/D:56/L:150,5
			CV Joint	F		MT	*	48		+ ABS	GS-3317	A:26/B:24/D:56/L:150,5
			CV Joint	F			*			07/90->	GS-3318	A:26/B:23/D:56/L:151,5
			CV Joint	L; R	F	AT	*	48		04/90->; MD Corolla; MD Corolla (Nato)	GS-4072	A:26/B:23/D:56/L:150,5
1.6 GTi (AE92, AE93)	85/116	08/87->04/92	CV Joint	F		AT	*			- ABS	GS-3314	A:26/B:23/D:56/L:151,5
			CV Joint	F		MT	*			- ABS	GS-3315	A:26/B:24/D:56/L:150,5
			CV Joint	F		MT	*	48		+ ABS	GS-3317	A:26/B:24/D:56/L:150,5
			CV Joint	F			*			04/90->	GS-3318	A:26/B:23/D:56/L:151,5
			CV Joint	L; R	F	AT	*	48		04/90->	GS-4072	A:26/B:23/D:56/L:150,5
			CV Joint	F		AT	*			- ABS	GS-3314	A:26/B:23/D:56/L:151,5
1.6 i (AE92)	77/105	08/89->04/92	CV Joint	F		MT	*			- ABS	GS-3315	A:26/B:24/D:56/L:150,5
			CV Joint	F		MT	*	48		+ ABS	GS-3317	A:26/B:24/D:56/L:150,5
			CV Joint	F			*			04/90->	GS-3318	A:26/B:23/D:56/L:151,5
			CV Joint	L; R	F	AT	*	48		04/90->; MD Corolla; MD Corolla (Nato)	GS-4072	A:26/B:23/D:56/L:150,5
1.8 D (CE90)	47/64	08/87->04/92	CV Joint					*	GS-4804	A:20/B:23/D:35/L:179		
1.8 D (CE90)	49/67	08/89->04/92	CV Joint					*	GS-4804	A:20/B:23/D:35/L:179		

COROLLA Estate [E12J_, E12T_]

1.4 D4-D	66/90	07/04->02/07	CV Joint	F		*	48			GS-3896	A:26/B:25/D:58/L:156,5
1.4 VVT-i	71/97	01/02->02/07	CV Joint	F		*	48		+ ABS	GS-3893	A:26/B:23/D:58/L:156,5
1.6 VVT-i	81/110	01/02->02/07	CV Joint	L; R	F		*	48	->06/04	GS-3893	A:26/B:23/D:58/L:156,5
2.0 D-4D	66/90	01/02->02/07	CV Joint	F		*	48		+ ABS	GS-3896	A:26/B:25/D:58/L:156,5
2.0 D-4D	85/116	04/04->02/07	CV Joint	F		*	48		+ ABS	GS-3896	A:26/B:25/D:58/L:156,5

COROLLA FX Compact (E8B)

1.8 D	43/58	01/85->05/88	CV Joint	F		MT	*			GS-3315	A:26/B:24/D:56/L:150,5
1.8 D	47/64	08/85->08/87	CV Joint	F		MT	*			GS-3315	A:26/B:24/D:56/L:150,5



KW/HP



Type

L/R F/R

AT/MT



ABS



Technical Specification

COROLLA Liftback [E10]

1.3 12V (EE100_)	53/72	07/92->05/95	CV Joint	F		*	- ABS	GS-3314	A:26/B:23/D:56/L:151,5		
			CV Joint	L; R	F	AT; MT	*	48	GS-4072	A:26/B:23/D:56/L:150,5	
1.3 XLI (EE101_)	65/88	07/92->04/97	CV Joint	F		*	- ABS	GS-3314	A:26/B:23/D:56/L:151,5		
			CV Joint	F		*	48	+ ABS	GS-3320	A:26/B:23/D:56/L:151,5	
1.6 GLI (AE101_)	84/114	07/92->04/97	CV Joint	L; R	F	MT	*	48	->09/95	GS-4072	A:26/B:23/D:56/L:150,5
			CV Joint	F		*	- ABS	GS-3314	A:26/B:23/D:56/L:151,5		
2.0 D (CE100_)	53/72	07/92->04/97	CV Joint	F		*	- ABS	GS-3318	A:26/B:23/D:56/L:151,5		
			CV Joint	L; R	F	AT; MT	*	48	+ ABS	GS-3320	A:26/B:23/D:56/L:151,5
			CV Joint			*		GS-4804	A:20/B:23/D:35/L:179		

COROLLA Liftback [E11]











1.4 (EE111_)	63/86	04/97->02/00	CV Joint	F		*	- ABS	GS-3314	A:26/B:23/D:56/L:151,5	
			CV Joint	F		*	->09/99	GS-3318	A:26/B:23/D:56/L:151,5	
1.4 (ZZE111_)	71/97	02/00->01/02	CV Joint	F		*	48	+ ABS	GS-3320	A:26/B:23/D:56/L:151,5
			CV Joint	L; R	F	MT	*	48	->09/99	GS-4072
1.6 (AE111_)	81/110	04/97->02/00	CV Joint	F		*	- ABS	GS-3314	A:26/B:23/D:56/L:151,5	
			CV Joint	F		*	48	+ ABS	GS-3320	A:26/B:23/D:56/L:151,5
1.6 (ZZE112_)	81/110	02/00->01/02	CV Joint	L; R	F	MT	*	48	GS-4072	A:26/B:23/D:56/L:150,5
			CV Joint	F		*	- ABS	GS-3314	A:26/B:23/D:56/L:151,5	
1.6 Aut. (AE111_)	79/107	04/97->02/00	CV Joint	F		*	- ABS	GS-3314	A:26/B:23/D:56/L:151,5	
			CV Joint	F		*	48	+ ABS	GS-3320	A:26/B:23/D:56/L:151,5
2.0 D (CE110)	53/72	04/97->02/00	CV Joint	L; R	F	AT	*	48	GS-4072	A:26/B:23/D:56/L:150,5
			CV Joint			*		GS-4804	A:20/B:23/D:35/L:179	














COROLLA Liftback [E8]

















1.3 (AE80)	51/69	06/83->09/84	CV Joint	F	MT	*	- ABS	GS-3314	A:26/B:23/D:56/L:151,5
1.3 (EE80)	55/75	01/85->08/87	CV Joint	F	MT	*	- ABS	GS-3314	A:26/B:23/D:56/L:151,5
1.6	63/86	07/85->05/88	CV Joint	F	AT	*		GS-3314	A:26/B:23/D:56/L:151,5
			CV Joint	F	MT	*		GS-3315	A:26/B:24/D:56/L:150,5
1.6 (AE82)	62/84	06/83->08/87	CV Joint	F	AT	*		GS-3314	A:26/B:23/D:56/L:151,5
			CV Joint	F	MT	*		GS-3315	A:26/B:24/D:56/L:150,5
1.6 (AE82)	54/73	08/85->08/87	CV Joint	F	AT	*		GS-3314	A:26/B:23/D:56/L:151,5
			CV Joint	F	MT	*		GS-3315	A:26/B:24/D:56/L:150,5
1.8 D	43/58	06/83->05/88	CV Joint	F	MT	*		GS-3315	A:26/B:24/D:56/L:150,5
1.8 D (CE80)	47/64	06/83->08/87	CV Joint	F	MT	*		GS-3315	A:26/B:24/D:56/L:150,5



















COROLLA Liftback [E9]















1.3 i (EE90)	55/75	08/87->04/92	CV Joint	F		*		GS-3315	A:26/B:24/D:56/L:150,5
			CV Joint	L; R	F	AT; MT	*	48	GS-4072

	KW/HP		Type	L/R	F/R	AT/MT			ABS			Technical Specification	
1.6 (AE92)	66/90	08/87->04/92	CV Joint		F	AT	*		- ABS		GS-3314	A:26/B:23/D:56/L:151,5	
			CV Joint		F	MT	*		- ABS		GS-3315	A:26/B:24/D:56/L:150,5	
			CV Joint		F	MT	*		48	+ ABS		GS-3317	A:26/B:24/D:56/L:150,5
			CV Joint		F		*			04/90->		GS-3318	A:26/B:23/D:56/L:151,5
			CV Joint	L; R	F	AT	*		48	04/90->; MD Corolla; MD Corolla (Nato)		GS-4072	A:26/B:23/D:56/L:150,5
1.6 (AE92)	77/105	08/89->04/92	CV Joint		F	AT	*		- ABS		GS-3314	A:26/B:23/D:56/L:151,5	
			CV Joint		F	MT	*		- ABS		GS-3315	A:26/B:24/D:56/L:150,5	
			CV Joint		F	MT	*		48	+ ABS		GS-3317	A:26/B:24/D:56/L:150,5
			CV Joint		F		*			04/90->		GS-3318	A:26/B:23/D:56/L:151,5
			CV Joint	L; R	F	AT	*		48	04/90->; MD Corolla; MD Corolla (Nato)		GS-4072	A:26/B:23/D:56/L:150,5
1.6 GTI	92/125	07/87->06/93	CV Joint		F	AT	*		- ABS		GS-3314	A:26/B:23/D:56/L:151,5	
			CV Joint		F	MT	*		- ABS		GS-3315	A:26/B:24/D:56/L:150,5	
			CV Joint		F	MT	*		48	+ ABS		GS-3317	A:26/B:24/D:56/L:150,5
1.8 D (CE90)	47/64	08/87->04/92	CV Joint					*		GS-4804	A:20/B:23/D:35/L:179		
1.8 D (CE90)	49/67	08/89->04/92	CV Joint					*		GS-4804	A:20/B:23/D:35/L:179		
COROLLA Saloon (_E12J_, _E12T_) 													
1.4 D-4D	66/90	07/04->07/07	CV Joint		F		*		48		GS-3896	A:26/B:25/D:58/L:156,5	
1.4 VVT-i	71/97	08/02->07/07	CV Joint		F		*		48	+ ABS	GS-3893	A:26/B:23/D:58/L:156,5	
1.6 VVT-i	81/110	08/02->07/07	CV Joint		F		*		48	+ ABS	GS-3893	A:26/B:23/D:58/L:156,5	
2.0 D-4D	85/116	06/04->07/07	CV Joint		F		*		48		GS-3896	A:26/B:25/D:58/L:156,5	
2.0 D-4D	66/90	08/02->07/07	CV Joint		F		*		48		GS-3896	A:26/B:25/D:58/L:156,5	
COROLLA Station Wagon (_E9_) 													
1.3 (EE90)	55/75	12/87->06/92	CV Joint		F		*				GS-3315	A:26/B:24/D:56/L:150,5	
			CV Joint	L; R	F	AT; MT	*		48		GS-4072	A:26/B:23/D:56/L:150,5	
1.6 (AE92)	66/90	02/88->05/92	CV Joint		F	AT	*		- ABS		GS-3314	A:26/B:23/D:56/L:151,5	
			CV Joint		F	MT	*		- ABS		GS-3315	A:26/B:24/D:56/L:150,5	
			CV Joint		F	MT	*		48	+ ABS		GS-3317	A:26/B:24/D:56/L:150,5
1.6 (AE92)	70/95	12/87->04/92	CV Joint		F	AT	*		- ABS		GS-3314	A:26/B:23/D:56/L:151,5	
			CV Joint		F	MT	*		- ABS		GS-3315	A:26/B:24/D:56/L:150,5	
			CV Joint		F	MT	*		48	+ ABS		GS-3317	A:26/B:24/D:56/L:150,5
1.6 XLI	77/105	11/89->06/92	CV Joint		F		*				GS-3318	A:26/B:23/D:56/L:151,5	
			CV Joint	L; R	F	MT	*		48			GS-4072	A:26/B:23/D:56/L:150,5
1.6 XLI 4WD (AE95)	77/105	08/88->06/92	CV Joint		F		*				GS-3318	A:26/B:23/D:56/L:151,5	
			CV Joint	L; R	F	MT	*		48			GS-4072	A:26/B:23/D:56/L:150,5
1.8 D (CE90)	49/67	08/89->06/92	CV Joint					*			GS-4804	A:20/B:23/D:35/L:179	
1.8 D (CE90)	47/64	12/87->06/92	CV Joint					*			GS-4804	A:20/B:23/D:35/L:179	
COROLLA Verso (ZDE12_, CDE12_) 													
1.8 VVT-i	99/135	01/02->05/04	CV Joint				*		48		GS-3858	A:26/B:24/D:58/L:148,5	
			CV Joint		F		*		48		GS-4099	A:26/B:24/D:58/L:150	
COROLLA Verso (ZER_, ZZE12_, R1_) 													
1.8	95/129	04/04->03/09	CV Joint				*		48		GS-3858	A:26/B:24/D:58/L:148,5	

			Type	L/R	F/R	AT/MT			ABS			Technical Specification	
COROLLA Wagon [_E11_] 													
1.4 [EE111_]	63/86	04/97->02/00	CV Joint		F				*	- ABS	GS-3314	A:26/B:23/D:56/L:151,5	
			CV Joint		F				*	-09/99	GS-3318	A:26/B:23/D:56/L:151,5	
			CV Joint		F					*	48 +ABS	GS-3320	A:26/B:23/D:56/L:151,5
			CV Joint	L; R	F		MT			*	48 -09/99	GS-4072	A:26/B:23/D:56/L:150,5
1.4 16V [ZE111_]	71/97	02/00->10/01	CV Joint		F				*	- ABS	GS-3314	A:26/B:23/D:56/L:151,5	
			CV Joint		F				*	48 +ABS	GS-3320	A:26/B:23/D:56/L:151,5	
			CV Joint		F					*	- ABS	GS-3314	A:26/B:23/D:56/L:151,5
1.6 [AE111_]	81/110	04/97->02/00	CV Joint		F				*	-09/99	GS-3318	A:26/B:23/D:56/L:151,5	
			CV Joint		F				*	48 +ABS	GS-3320	A:26/B:23/D:56/L:151,5	
			CV Joint	L; R	F		MT			*	48 -09/99	GS-4072	A:26/B:23/D:56/L:150,5
			CV Joint		F					*	- ABS	GS-3314	A:26/B:23/D:56/L:151,5
1.6 16V [ZE112_]	81/110	02/00->10/01	CV Joint		F				*	- ABS	GS-3314	A:26/B:23/D:56/L:151,5	
			CV Joint		F				*	48 +ABS	GS-3320	A:26/B:23/D:56/L:151,5	
			CV Joint		F					*	- ABS	GS-3314	A:26/B:23/D:56/L:151,5
1.6 Aut. [AE111_]	79/107	04/97->02/00	CV Joint		F				*	-09/99	GS-3318	A:26/B:23/D:56/L:151,5	
			CV Joint		F				*	48 +ABS	GS-3320	A:26/B:23/D:56/L:151,5	
			CV Joint	L; R	F		AT			*	48	GS-4072	A:26/B:23/D:56/L:150,5
			CV Joint		F					*	- ABS	GS-3314	A:26/B:23/D:56/L:151,5
2.0 D [CE110_]	53/72	04/97->02/00	CV Joint						*		GS-4804	A:20/B:23/D:35/L:179	
COROLLA Wagon [_E10_] 													
1.3 12V [EE100_]	53/72	07/92->05/95	CV Joint		F				*	- ABS	GS-3314	A:26/B:23/D:56/L:151,5	
			CV Joint	L; R	F		MT		*	48	GS-4072	A:26/B:23/D:56/L:150,5	
1.3 XLI [EE101_]	55/75	09/95->04/97	CV Joint		F				*	- ABS	GS-3314	A:26/B:23/D:56/L:151,5	
			CV Joint		F				*	48 +ABS	GS-3320	A:26/B:23/D:56/L:151,5	
			CV Joint	L; R	F		MT			*	48	GS-4072	A:26/B:23/D:56/L:150,5
1.3 XLI 16V [EE101_]	65/88	07/92->09/95	CV Joint		F				*	- ABS	GS-3314	A:26/B:23/D:56/L:151,5	
			CV Joint		F				*	48 +ABS	GS-3320	A:26/B:23/D:56/L:151,5	
			CV Joint	L; R	F		MT			*	48	GS-4072	A:26/B:23/D:56/L:150,5
			CV Joint		F					*	- ABS	GS-3314	A:26/B:23/D:56/L:151,5
1.6 Si [AE101_]	84/114	07/92->04/97	CV Joint		F				*	48 +ABS	GS-3320	A:26/B:23/D:56/L:151,5	
			CV Joint	L; R	F		MT		*	48	GS-4072	A:26/B:23/D:56/L:150,5	
			CV Joint		F					*	- ABS	GS-3318	A:26/B:23/D:56/L:151,5
2.0 D [CE100_]	53/72	07/92->04/97	CV Joint		F				*	48 +ABS	GS-3320	A:26/B:23/D:56/L:151,5	
			CV Joint						*		GS-4804	A:20/B:23/D:35/L:179	
			CV Joint							*	- ABS	GS-3314	A:26/B:23/D:56/L:151,5
CORONA Saloon 													
2.0	93/126	02/92->09/97	CV Joint						*		GS-4804	A:20/B:23/D:35/L:179	
GAIA [CXM1_, SXM1_, ACM1_] 													
2.0 VVi	112/152	05/98->10/03	CV Joint						*		GS-4804	A:20/B:23/D:35/L:179	
HARRIER [MCU3_, MHU3_, ACU3_, GSU3_] 													
2.4 VVi	118/160	10/03->	CV Joint						*		GS-4891	A:23/B:27/D:50/L:170,5	
HIACE IV Box [LXH1_, RZH1_, LH1_] 													
2.4 4WD [RCH18_, RCH28_]	85/116	08/95->04/98	CV Joint						*		GS-3800	A:26/B:27/D:60/L:227,5	
2.4 TD 4WD [LXH18_, LXH28_]	66/90	08/95->08/06	CV Joint						*		GS-3800	A:26/B:27/D:60/L:227,5	
2.7 4WD [RCH19_, RCH29_]	106/144	04/98->	CV Joint						*		GS-3800	A:26/B:27/D:60/L:227,5	

			Type	L/R	F/R	AT/MT			ABS			Technical Specification
HIACE IV Bus [LH1_] 												
2.4 4WD [RCH18_]	85/116	08/95->04/98	CV Joint						*		GS-3800	A:26/B:27/D:60/L:227,5
2.7 4WD [RCH19_]	105/143	04/98->08/06	CV Joint						*		GS-3800	A:26/B:27/D:60/L:227,5
HIGHLANDER [MCU2_, ACU2_] 												
3.0 4WD	164/223	06/00->05/07	CV Joint						*		GS-4891	A:23/B:27/D:50/L:170,5
HILUX II Pickup [LN8_, RN5_, LN6_, YN6_, YN5_, LN5_, RN6_] 												
2.4 i 4WD	84/114	06/89->07/05	CV Joint	L; R	F	MT			*	--07/97; 09/89-->	GS-3398	A:26/B:27/D:60/L:227,5
2.4 i 4WD	103/140	08/97->07/05	CV Joint	L; R	F	MT			*	--08/01	GS-3398	A:26/B:27/D:60/L:227,5
2.4 TD 4WD	66/90	08/98->01/02	CV Joint	L; R	F	MT			*	--07/01	GS-3398	A:26/B:27/D:60/L:227,5
HILUX III Pickup [KUN_, TGN_, LAN_, GGN_] 												
2.5 D 4WD	75/102	08/05->	CV Joint						*		GS-4110	A:30/B:29/D:72,5/L:189
2.5 D-4D 4WD	88/120	12/07->	CV Joint						*		GS-4110	A:30/B:29/D:72,5/L:189
2.5 D-4D 4WD	106/144	12/07->	CV Joint						*		GS-4110	A:30/B:29/D:72,5/L:189
3.0 D-4D 4WD	126/171	12/07->	CV Joint						*		GS-3826	A:30/B:30/D:70/L:186
			CV Joint						*		GS-4110	A:30/B:29/D:72,5/L:189
ISIS [ZNM1_, ANM1_, ZGM1_] 												
1.8 VVTi	106/144	04/07->	CV Joint						*		GS-4804	A:20/B:23/D:35/L:179
1.8 VVTi	97/132	07/04->	CV Joint						*		GS-4804	A:20/B:23/D:35/L:179
LAND CRUISER [LJ12_, KZJ12_, TRJ12_, KDJ12_, GRJ12_] 												
3.0 D-4D [KDJ120, KDJ125]	122/166	08/04->07/09	CV Joint						*		GS-3826	A:30/B:30/D:70/L:186
3.0 D-4D [KDJ120, KDJ125]	127/173	09/02->07/09	CV Joint						*		GS-3826	A:30/B:30/D:70/L:186
3.0 D-4D [KDJ120, KDJ150, KDJ125]	120/163	01/03->07/09	CV Joint						*		GS-3826	A:30/B:30/D:70/L:186
3.0 D-4D [KZJ12]	92/125	09/02->07/09	CV Joint						*		GS-3826	A:30/B:30/D:70/L:186
LAND CRUISER 80 [J8_] 												
4.2 D [HZJ80_]	99/135	01/90->12/97	CV Joint						*		GS-4079	A:30/B:24/D:59/L:239,3
			CV Joint						*	48	GS-3336	A:30/B:24/D:59/L:247
4.2 TD [HDJ80]	123/167	01/90->12/97	CV Joint	F		MT			*	- ABS	GS-3338	A:30/B:24/D:59/L:247
			CV Joint						*	48	GS-4079	A:30/B:24/D:59/L:239,3
4.2 TD [HDJ80]	118/160	10/92->12/97	CV Joint	F		MT			*	- ABS	GS-3338	A:30/B:24/D:59/L:247
			CV Joint						*	48	GS-3592	A:30/B:24/D:59/L:239,3
4.2 TD 24V [HDJ80_]	125/170	03/95->12/97	CV Joint	F		MT			*	- ABS	GS-3338	A:30/B:24/D:59/L:247
			CV Joint						*	48	GS-4079	A:30/B:24/D:59/L:239,3
4.5 24V [FZJ80_]	151/205	08/92->12/97	CV Joint	F		MT			*	- ABS	GS-3336	A:30/B:24/D:59/L:247
			CV Joint						*	48	GS-3338	A:30/B:24/D:59/L:247
LAND CRUISER 90 [J9_] 												
3.4 i 24V [VZJ90_, VZJ95_]	131/178	04/96->	CV Joint						*		GS-3646	A:30/B:27/D:69/L:187
LAND CRUISER PRADO [KDJ15_, GRJ15_] 												
3.0 D-4D	127/173	03/10->	CV Joint						*		GS-3826	A:30/B:30/D:70/L:186

	kw/HP		Type	L/R	F/R	AT/MT			ABS			Technical Specification	
MR 2 III (ZZW3_) 													
1.8 16V VT-i (ZZW30)	103/140	10/99->06/07	CV Joint						*		GS-4804	A:20/B:23/D:35/L:179	
NADIA 													
2.0	100/136	04/98->08/03	CV Joint						*		GS-4804	A:20/B:23/D:35/L:179	
2.0 4WD	107/145	04/98->08/03	CV Joint						*		GS-4804	A:20/B:23/D:35/L:179	
OPA (ZCT1_, ACT1_) 													
2.0	112/152	08/00->04/05	CV Joint						*		GS-4804	A:20/B:23/D:35/L:179	
PICNIC (_XM10) 													
2.0	90/122	01/01->12/01	CV Joint		F				*	48	GS-3317	A:26/B:24/D:56/L:150,5	
			CV Joint						*		GS-4804	A:20/B:23/D:35/L:179	
2.0 16V (SXM10_)	94/128	05/96->12/01	CV Joint		F				*	48	GS-3317	A:26/B:24/D:56/L:150,5	
			CV Joint						*		GS-4804	A:20/B:23/D:35/L:179	
2.2 D (CMX10_)	66/90	08/97->12/01	CV Joint		F				*	48	GS-3317	A:26/B:24/D:56/L:150,5	
PREVIA (MCR3_, ACR3_, CLR3_) 													
2.4	115/156	08/00->01/06	CV Joint						*	48	GS-3822	A:26/B:27/D:63,4/L:159	
PREVIA (TCR2_, TCR1_) 													
2.4	97/132	05/90->08/00	CV Joint						*	48	GS-3321	A:26/B:27/D:56/L:162,5	
2.4 4WD	97/132	05/90->08/00	CV Joint						*	48	GS-3321	A:26/B:27/D:56/L:162,5	
PRIUS Hatchback (NHW20_) 													
1.5	57/78	08/03->03/09	CV Joint	L; R	F				*	48	GS-3345	A:26/B:23/D:58/L:148,5	
			CV Joint						*	48	GS-3858	A:26/B:24/D:58/L:148,5	
PRIUS Saloon (NHW11_) 													
1.5 Hybrid	53/72	05/00->01/04	CV Joint						*	48	GS-3858	A:26/B:24/D:58/L:148,5	
			CV Joint						*		GS-4804	A:20/B:23/D:35/L:179	
RAV 4 I (SXA1_) 													
2.0 4WD	95/129	06/94->06/00	CV Joint		F				*		GS-3315	A:26/B:24/D:56/L:150,5	
			CV Joint		F				*	48	+ABS	GS-3317	A:26/B:24/D:56/L:150,5
			CV Joint							*	48		GS-3344
RAV 4 I Cabrio (SXA1_) 													
2.0 16V 4WD	94/129	12/97->06/00	CV Joint		F				*		GS-3315	A:26/B:24/D:56/L:150,5	
			CV Joint		F				*	48	+ABS	GS-3317	A:26/B:24/D:56/L:150,5
			CV Joint							*	48		GS-3344
RAV 4 II (CLA2_, XA2_, ZCA2_, ACA2_) 													
1.8 VTi	92/125	08/00->11/05	CV Joint						*		GS-4804	A:20/B:23/D:35/L:179	
2.0 D-4D 4WD	85/116	09/01->11/05	CV Joint						*	48	GS-3822	A:26/B:27/D:63,4/L:159	
			CV Joint	L; R	F				*	48	GS-3827	A:26/B:27/D:63/L:162	
2.0 VTi 4WD	110/150	06/00->11/05	CV Joint						*	48	GS-3822	A:26/B:27/D:63,4/L:159	
			CV Joint	L; R	F				*	48	GS-3827	A:26/B:27/D:63/L:162	
			CV Joint						*		GS-4891	A:23/B:27/D:50/L:170,5	
RAV 4 III (ACA3_, ACE_, ALA3_, GSA3_, ZSA3_) 													
2.0	116/158	12/08->	CV Joint	L	R				*		GS-4805	A:24/B:27/D:50/L:177	
2.0 4WD	116/158	12/08->	CV Joint	L	R				*		GS-4805	A:24/B:27/D:50/L:177	

						Technical Specification			
	kW/HP	Type	L/R	F/R	AT/MT	ABS			
2.0 VVT-i 4WD	112/152	03/06->	CV Joint	L	R	*		GS-4805	A:24/B:27/D:50/L:177
2.2 D-4D	110/150	12/08->	CV Joint	L	R	*		GS-4805	A:24/B:27/D:50/L:177
2.2 D-4D 4WD	100/136	03/06->	CV Joint	L	R	*		GS-4805	A:24/B:27/D:50/L:177
2.2 D-4D 4WD	110/150	12/08->	CV Joint	L	R	*		GS-4805	A:24/B:27/D:50/L:177
2.2 D-CAT 4WD	130/177	03/06->	CV Joint	L	R	*		GS-4805	A:24/B:27/D:50/L:177
RAV 4 IV [WWA4_, AVA4_, ZSA4_, ALA4_] 									
2.0 VVT-i 4WD	111/151	12/12->	CV Joint	L	R	*		GS-4805	A:24/B:27/D:50/L:177
STARLET [_P7_] 									
1.0 (EP70L)	40/54	10/84->12/89	CV Joint			*		GS-3312	A:23/B:23/D:56/L:142,5
1.3 (EP71L)	55/75	10/84->12/89	CV Joint			*		GS-3312	A:23/B:23/D:56/L:142,5
1.5 D (NP70L)	40/54	12/86->12/89	CV Joint			*		GS-3312	A:23/B:23/D:56/L:142,5
STARLET [_P8_] 									
1.5 D (NP80_)	40/54	12/89->03/96	CV Joint		AT; MT	*		GS-3312	A:23/B:23/D:56/L:142,5
TERCEL [_L1_, _L2_] 									
1.3 (AL20, AL11)	48/65	03/79->01/88	CV Joint		F	*		GS-3314	A:26/B:23/D:56/L:151,5
WISH MPV [ZNE1_, ANE1_] 									
1.8 Hi	97/132	04/03->03/09	CV Joint			*		GS-4804	A:20/B:23/D:35/L:179
YARIS [SCP1_, NLP1_, NCP1_] 									
1.0 16V	48/65	03/03->09/05	CV Joint		F	*	48 + ABS	GS-3755	A:24/B:28/D:56/L:143
1.0 16V	50/68	04/99->09/05	CV Joint		F	*	48 + ABS; ->12/02	GS-3753	A:24/B:26/D:58/L:137
			CV Joint		F	*	48 + ABS; 01/03->	GS-3755	A:24/B:28/D:56/L:143
1.3	64/87	04/02->09/05	CV Joint		F	*	48 + ABS	GS-3755	A:24/B:28/D:56/L:143
			CV Joint		F	*	48 + ABS; 01/03->	GS-3755	A:24/B:28/D:56/L:143
1.4 D-4D	55/75	12/01->09/05	CV Joint		F	*	48 + ABS; ->12/02	GS-3793	A:24/B:23/D:58/L:143,5
			CV Joint		F	*	48 + ABS	GS-3793	A:24/B:23/D:58/L:143,5
1.5 TS	77/105	01/03->09/05	CV Joint		F	*	48	GS-3793	A:24/B:23/D:58/L:143,5
1.5 VVT-i TS	78/106	04/01->09/05	CV Joint		F	*	48	GS-3793	A:24/B:23/D:58/L:143,5
YARIS [SCP9_, NSP9_, KSP9_, NCP9_, ZSP9_] 									
1.0 VVT-i	51/69	08/05->	CV Joint			*		GS-4760	A:26/B:20/D:55,6/L:141
1.3 VVT-i	64/87	08/05->	CV Joint			*		GS-4760	A:26/B:20/D:55,6/L:141
YARIS VERSO [_NLP2_, _NCP2_] 									
1.3 (NCP22)	63/86	08/99->10/02	CV Joint		F	*	48 + ABS	GS-3793	A:24/B:23/D:58/L:143,5
1.4 D-4D (NLP22)	55/75	12/01->09/05	CV Joint		F	*	48 + ABS	GS-3793	A:24/B:23/D:58/L:143,5
1.5 (NCP21)	78/106	03/00->09/05	CV Joint		F	*	48 + ABS	GS-3793	A:24/B:23/D:58/L:143,5
1.5 (NCP21)	77/105	05/03->09/05	CV Joint		F	*	48 + ABS	GS-3793	A:24/B:23/D:58/L:143,5



KW/HP



Type

L/R F/R

AT/MT



ABS



Technical Specification

VOLVO

440 K [445]

1.7	70/95	08/88->07/89	CV Joint		MT	*	- ABS	GS-3241	A:22/B:22/D:50/L:135
			CV Joint		MT	*	44 +ABS	GS-3242	A:22/B:22/D:50/L:135
1.7	75/102	08/89->12/96	CV Joint		MT	*	- ABS	GS-3241	A:22/B:22/D:50/L:135
			CV Joint		MT	*	44 +ABS	GS-3242	A:22/B:22/D:50/L:135
1.7	64/87	09/88->12/96	CV Joint		MT	*	- ABS	GS-3241	A:22/B:22/D:50/L:135
			CV Joint		MT	*	44 +ABS	GS-3242	A:22/B:22/D:50/L:135
1.8	66/90	08/91->07/96	CV Joint		MT	*	- ABS	GS-3241	A:22/B:22/D:50/L:135
			CV Joint		MT	*	44 +ABS	GS-3242	A:22/B:22/D:50/L:135
1.8	66/90	09/95->12/96	CV Joint		MT	*	- ABS	GS-3241	A:22/B:22/D:50/L:135
			CV Joint		MT	*	44 +ABS	GS-3242	A:22/B:22/D:50/L:135
2.0	81/110	08/92->07/95	CV Joint		MT	*	- ABS	GS-3241	A:22/B:22/D:50/L:135
			CV Joint		MT	*	44 +ABS	GS-3242	A:22/B:22/D:50/L:135
2.0	80/109	08/93->07/96	CV Joint		MT	*	- ABS	GS-3241	A:22/B:22/D:50/L:135
			CV Joint		MT	*	44 +ABS	GS-3242	A:22/B:22/D:50/L:135

460 L [464]








1.7	75/102	08/89->07/92	CV Joint		MT	*	- ABS	GS-3241	A:22/B:22/D:50/L:135
			CV Joint		MT	*	44 +ABS	GS-3242	A:22/B:22/D:50/L:135
1.7	64/87	09/88->07/96	CV Joint		MT	*	- ABS	GS-3241	A:22/B:22/D:50/L:135
			CV Joint		MT	*	44 +ABS	GS-3242	A:22/B:22/D:50/L:135
1.8	66/90	08/91->07/96	CV Joint			*		GS-3241	A:22/B:22/D:50/L:135
			CV Joint			*	44	GS-3242	A:22/B:22/D:50/L:135
2.0	81/110	08/92->07/95	CV Joint			*		GS-3241	A:22/B:22/D:50/L:135
			CV Joint			*	44	GS-3242	A:22/B:22/D:50/L:135
2.0	80/109	08/93->07/96	CV Joint		AT	*		GS-3241	A:22/B:22/D:50/L:135
			CV Joint		AT	*	44	GS-3242	A:22/B:22/D:50/L:135

480 E

1.7	78/106	04/86->07/89	CV Joint		MT	*	- ABS	GS-3241	A:22/B:22/D:50/L:135
			CV Joint		MT	*	44 +ABS	GS-3242	A:22/B:22/D:50/L:135
1.7	80/109	08/86->07/88	CV Joint		MT	*	- ABS	GS-3241	A:22/B:22/D:50/L:135
			CV Joint		MT	*	44 +ABS	GS-3242	A:22/B:22/D:50/L:135
1.7	70/95	08/87->07/89	CV Joint		MT	*	- ABS	GS-3241	A:22/B:22/D:50/L:135
			CV Joint		MT	*	44 +ABS	GS-3242	A:22/B:22/D:50/L:135
1.7	75/102	08/89->07/96	CV Joint		MT	*	- ABS	GS-3241	A:22/B:22/D:50/L:135
			CV Joint		MT	*	44 +ABS	GS-3242	A:22/B:22/D:50/L:135

850 [LS]

2.0	105/143	06/91->12/96	CV Joint			*		GS-3245	A:26/B:25/D:40/L:598	
			CV Joint	F	MT	*	48	GS-3246	A:26/B:25/D:56,5/L:154,5	
			Drive Shaft	L	F	AT		48	AW-4391	A:26/B:26/D:56,5/L:574,5
			Drive Shaft	R	F	AT		48	AW-4392	A:26/B:26/D:56,5/L:1028

	KW/HP		Type	L/R	F/R	AT/MT			ABS			Technical Specification
2.0	93/126	08/94->12/96	CV Joint						*		GS-3245	A:26/B:25/D:40/L:598
			CV Joint		F	MT		*	48		GS-3246	A:26/B:25/D:56,5/L:154,5
			Drive Shaft	L	F	AT			48		AW-4391	A:26/B:26/D:56,5/L:574,5
			Drive Shaft	R	F	AT			48		AW-4392	A:26/B:26/D:56,5/L:1028
2.0 Turbo	155/210	08/93->12/96	CV Joint		F	MT		*	48	GS-3633	A:26/B:28/D:56,5/L:163,5	
2.3 T5	166/226	08/93->07/96	CV Joint		F	MT		*	48		GS-3633	A:26/B:28/D:56,5/L:163,5
			CV Joint						*		GS-3245	A:26/B:25/D:40/L:598
			CV Joint		F	MT		*	48		GS-3246	A:26/B:25/D:56,5/L:154,5
			Drive Shaft	L	F	AT			48		AW-4391	A:26/B:26/D:56,5/L:574,5
2.5	103/140	06/91->07/94	Drive Shaft	R	F	AT			48		AW-4392	A:26/B:26/D:56,5/L:1028
			CV Joint						*		GS-3245	A:26/B:25/D:40/L:598
			CV Joint		F	MT		*	48		GS-3246	A:26/B:25/D:56,5/L:154,5
			Drive Shaft	L	F	AT			48		AW-4391	A:26/B:26/D:56,5/L:574,5
2.5	125/170	08/91->12/96	Drive Shaft	R	F	AT			48		AW-4392	A:26/B:26/D:56,5/L:1028
			CV Joint						*		GS-3245	A:26/B:25/D:40/L:598
			CV Joint		F	MT		*	48		GS-3246	A:26/B:25/D:56,5/L:154,5
			Drive Shaft	L	F	AT			48		AW-4391	A:26/B:26/D:56,5/L:574,5
2.5	106/144	08/94->12/96	Drive Shaft	R	F	AT			48		AW-4392	A:26/B:26/D:56,5/L:1028
			CV Joint						*		GS-3245	A:26/B:25/D:40/L:598
			CV Joint		F	MT		*	48		GS-3246	A:26/B:25/D:56,5/L:154,5
			Drive Shaft	L	F	AT			48		AW-4391	A:26/B:26/D:56,5/L:574,5
2.5 TDI	103/140	08/95->12/96	Drive Shaft	R	F	AT			48		AW-4392	A:26/B:26/D:56,5/L:1028
			CV Joint						*		GS-3245	A:26/B:25/D:40/L:598
			CV Joint		F	MT		*	48		GS-3246	A:26/B:25/D:56,5/L:154,5
			Drive Shaft	L	F	AT			48		AW-4391	A:26/B:26/D:56,5/L:574,5
850 Estate (LW) 												
2.0	105/143	02/93->12/96	CV Joint						*		GS-3245	A:26/B:25/D:40/L:598
			CV Joint		F	MT		*	48		GS-3246	A:26/B:25/D:56,5/L:154,5
			Drive Shaft	L	F				48		AW-4391	A:26/B:26/D:56,5/L:574,5
			Drive Shaft	R	F	AT			48		AW-4392	A:26/B:26/D:56,5/L:1028
2.0	93/126	08/94->12/96	CV Joint						*		GS-3245	A:26/B:25/D:40/L:598
			CV Joint		F	MT		*	48		GS-3246	A:26/B:25/D:56,5/L:154,5
			Drive Shaft	L	F				48		AW-4391	A:26/B:26/D:56,5/L:574,5
			Drive Shaft	R	F	AT			48		AW-4392	A:26/B:26/D:56,5/L:1028
2.0 Turbo	155/210	02/93->12/96	CV Joint		F	MT		*	48		GS-3633	A:26/B:28/D:56,5/L:163,5
			Drive Shaft	R	F	AT			48		AW-4392	A:26/B:26/D:56,5/L:1028
2.3 T5	166/226	02/93->12/96	CV Joint		F	MT		*	48		GS-3633	A:26/B:28/D:56,5/L:163,5
			Drive Shaft	R	F	AT			48		AW-4392	A:26/B:26/D:56,5/L:1028
2.5	103/140	08/92->07/94	CV Joint						*		GS-3245	A:26/B:25/D:40/L:598
			CV Joint		F	MT		*	48		GS-3246	A:26/B:25/D:56,5/L:154,5
			Drive Shaft	L	F				48		AW-4391	A:26/B:26/D:56,5/L:574,5
			Drive Shaft	R	F	AT			48		AW-4392	A:26/B:26/D:56,5/L:1028
2.5	106/144	08/94->12/96	CV Joint						*		GS-3245	A:26/B:25/D:40/L:598
			CV Joint		F	MT		*	48		GS-3246	A:26/B:25/D:56,5/L:154,5
			Drive Shaft	L	F				48		AW-4391	A:26/B:26/D:56,5/L:574,5
			Drive Shaft	R	F				48		AW-4392	A:26/B:26/D:56,5/L:1028
2.5	125/170	09/92->12/96	CV Joint						*		GS-3245	A:26/B:25/D:40/L:598
			CV Joint		F	MT		*	48		GS-3246	A:26/B:25/D:56,5/L:154,5
			Drive Shaft	L	F				48		AW-4391	A:26/B:26/D:56,5/L:574,5
			Drive Shaft	R	F	AT			48		AW-4392	A:26/B:26/D:56,5/L:1028
2.5 TDI	103/140	08/95->12/96	CV Joint						*		GS-3245	A:26/B:25/D:40/L:598
			CV Joint		F	MT		*	48		GS-3246	A:26/B:25/D:56,5/L:154,5
2.5 TDI	103/140	08/95->12/96	Drive Shaft	L	F				48		AW-4391	A:26/B:26/D:56,5/L:574,5
			Drive Shaft	R	F	AT			48		AW-4392	A:26/B:26/D:56,5/L:1028



KW/HP



Type

L/R F/R

AT/MT



ABS



Technical Specification

C30

1.8	92/125	10/06->12/12	CV Joint	F		*		--12/10	GS-3994	A:36/B:23/D:56/L:105
1.8 FlexFuel	92/125	01/07->12/12	CV Joint	F		*		--ch.17913	GS-3994	A:36/B:23/D:56/L:105
2.0	107/145	10/06->12/12	CV Joint	F		*		--ch.17913	GS-3994	A:36/B:23/D:56/L:105
2.0 D	100/136	10/06->12/12	CV Joint	F	MT	*			GS-3971	A:36/B:26/D:56/L:112
2.4 i	125/170	10/06->12/12	CV Joint	F	MT	*			GS-3971	A:36/B:26/D:56/L:112
D5	132/180	10/06->12/12	CV Joint	F	MT	*			GS-3971	A:36/B:26/D:56/L:112
T5	169/230	03/07->12/12	CV Joint	F		*			GS-3971	A:36/B:26/D:56/L:112
T5	162/220	10/06->12/12	CV Joint	F		*			GS-3971	A:36/B:26/D:56/L:112

C70 I Convertible









2.0	132/180	03/98->10/05	CV Joint	F	MT	*	48	--06/98	GS-3246	A:26/B:25/D:56,5/L:154,5
			CV Joint	F	MT	*	48	07/98->	GS-3653	A:36/B:33/D:56,5/L:106
2.0 T	120/163	03/00->10/05	CV Joint	F	MT	*	48		GS-3654	A:36/B:27/D:56,5/L:114
			CV Joint	F	MT	*	48	--06/98	GS-3633	A:26/B:28/D:56,5/L:163,5
2.0 T	166/226	03/98->10/05	CV Joint	F	MT	*	48	07/98->	GS-3654	A:36/B:27/D:56,5/L:114
			Drive Shaft	R	F	AT		48		AW-4392
2.3 T5	176/239	03/98->10/05	CV Joint	F	MT	*	48	--06/98	GS-3633	A:26/B:28/D:56,5/L:163,5
			CV Joint	F	MT	*	48	07/98->	GS-3654	A:36/B:27/D:56,5/L:114
2.3 T5	180/245	07/02->10/05	CV Joint	F	MT	*	48		GS-3654	A:36/B:27/D:56,5/L:114
			CV Joint	F	MT	*	48		GS-3654	A:36/B:27/D:56,5/L:114
2.4 T	147/200	07/02->10/05	CV Joint	F	MT	*	48		GS-3654	A:36/B:27/D:56,5/L:114
			CV Joint	L	F		*		trans.type AT	GS-4899
2.5	125/170	06/98->10/05	CV Joint	F	MT	*	48	--06/98	GS-3246	A:26/B:25/D:56,5/L:154,5
			CV Joint	F	MT	*	48	07/98->	GS-3653	A:36/B:33/D:56,5/L:106
			CV Joint	F	MT	*	48	--06/98	GS-3633	A:26/B:28/D:56,5/L:163,5
2.5 T	142/193	03/98->10/05	CV Joint	F	MT	*	48	07/98->	GS-3654	A:36/B:27/D:56,5/L:114
			Drive Shaft	R	F	AT		48		AW-4392








C70 I Coupe


2.0	132/180	03/97->09/02	CV Joint			*			GS-3245	A:26/B:25/D:40/L:598
			CV Joint	F	MT	*	48	--06/98	GS-3246	A:26/B:25/D:56,5/L:154,5
			CV Joint	F	MT	*	48	07/98->	GS-3653	A:36/B:33/D:56,5/L:106
			Drive Shaft	L	F			48		AW-4391
2.0 T	120/163	03/00->09/02	CV Joint	F	MT	*	48		GS-3654	A:36/B:27/D:56,5/L:114
			CV Joint	F	MT	*	48	--06/98	GS-3633	A:26/B:28/D:56,5/L:163,5
2.0 T	166/226	03/97->09/02	CV Joint	F	MT	*	48	07/98->	GS-3654	A:36/B:27/D:56,5/L:114
			Drive Shaft	R	F	AT		48		AW-4392
2.3 T-5	176/240	03/97->09/02	CV Joint	F	MT	*	48	--06/98	GS-3633	A:26/B:28/D:56,5/L:163,5
			CV Joint	F	MT	*	48	07/98->	GS-3654	A:36/B:27/D:56,5/L:114
2.5	121/165	03/99->09/02	CV Joint	F	MT	*	48		GS-3653	A:36/B:33/D:56,5/L:106
			Drive Shaft	R	F	AT		48		AW-4392
2.5	125/170	05/99->09/02	CV Joint	F	MT	*	48		GS-3653	A:36/B:33/D:56,5/L:106
			CV Joint	F	MT	*	48	--06/98	GS-3633	A:26/B:28/D:56,5/L:163,5
			CV Joint	F	MT	*	48	07/98->	GS-3654	A:36/B:27/D:56,5/L:114
2.5 T	142/193	03/97->09/02	CV Joint	F	MT	*	48		GS-3654	A:36/B:27/D:56,5/L:114
			Drive Shaft	R	F	AT		48		AW-4392


C70 II Convertible










2.0 D	100/136	01/08->10/09	CV Joint	L	F		*	trans.type AT	GS-4899	A:26/B:26/D:31/L:155
-------	---------	--------------	----------	---	---	--	---	---------------	---------	----------------------









						Technical Specification
kw/HP	Type	L/R	F/R	AT/MT	ABS	
2.4	CV Joint		F	MT	*	GS-3971 A:36/B:26/D:56/L:112
	CV Joint	L	F		*	GS-4899 A:26/B:26/D:31/L:155
2.4 i	CV Joint		F	MT	*	GS-3971 A:36/B:26/D:56/L:112
	CV Joint	L	F		*	GS-4899 A:26/B:26/D:31/L:155
D5	CV Joint		F	MT	*	GS-3971 A:36/B:26/D:56/L:112
	CV Joint	L	F		*	GS-4899 A:26/B:26/D:31/L:155
T5	CV Joint	L	F		*	GS-4899 A:26/B:26/D:31/L:155
T5	CV Joint	L	F		*	GS-4899 A:26/B:26/D:31/L:155
S40 I (VS) 						
1.6	CV Joint		F		*	GS-3635 A:25/B:29/D:54/L:159
	CV Joint		F	MT	*	GS-3780 A:25/B:33/D:54/L:156
1.6	CV Joint		F		*	GS-3635 A:25/B:29/D:54/L:159
	CV Joint	L; R	F	AT; MT	*	GS-3636 A:25/B:25/D:54/L:156
1.8	CV Joint		F		*	GS-3635 A:25/B:29/D:54/L:159
	CV Joint		F	MT	*	GS-3780 A:25/B:33/D:54/L:156
1.8	CV Joint	L; R	F	AT	*	GS-3636 A:25/B:25/D:54/L:156
	CV Joint		F	MT	*	GS-3780 A:25/B:33/D:54/L:156
1.8 i	CV Joint		F		*	GS-3635 A:25/B:29/D:54/L:159
	CV Joint		F	MT	*	GS-3780 A:25/B:33/D:54/L:156
1.8 i	CV Joint		F	AT	*	GS-3903 A:25/B:33/D:56,3/L:160,5
1.9 DI	CV Joint		F		*	GS-3635 A:25/B:29/D:54/L:159
	CV Joint	L; R	F	AT; MT	*	GS-3679 A:26/B:27/D:56,5/L:164,5
1.9 DI	CV Joint		F		*	GS-3635 A:25/B:29/D:54/L:159
	CV Joint	L; R	F	AT; MT	*	GS-3679 A:26/B:27/D:56,5/L:164,5
1.9 DI	CV Joint	L; R	F	AT; MT	*	GS-3679 A:26/B:27/D:56,5/L:164,5
1.9 T4	CV Joint	L; R	F		*	GS-3636 A:25/B:25/D:54/L:156
	CV Joint	L; R	F	AT; MT	*	GS-3679 A:26/B:27/D:56,5/L:164,5
1.9 TD	CV Joint		F		*	GS-3635 A:25/B:29/D:54/L:159
	CV Joint		F	MT	*	GS-3635 A:25/B:29/D:54/L:159
2.0	CV Joint	L; R	F	AT; MT	*	GS-3636 A:25/B:25/D:54/L:156
	CV Joint		F	MT	*	GS-3780 A:25/B:33/D:54/L:156
2.0	CV Joint		F		*	GS-3635 A:25/B:29/D:54/L:159
	CV Joint	L; R	F	AT	*	GS-3636 A:25/B:25/D:54/L:156
2.0 T	CV Joint		F		*	GS-3635 A:25/B:29/D:54/L:159
	CV Joint	L; R	F	AT; MT	*	GS-3679 A:26/B:27/D:56,5/L:164,5
2.0 T	CV Joint	L; R	F		*	GS-3636 A:25/B:25/D:54/L:156
	CV Joint	L; R	F	AT; MT	*	GS-3679 A:26/B:27/D:56,5/L:164,5
2.0 T4	CV Joint	L; R	F	AT; MT	*	GS-3679 A:26/B:27/D:56,5/L:164,5
S40 II (MS) 						
1.8	CV Joint		F		*	GS-3994 A:36/B:23/D:56/L:105
1.8 FlexFuel	CV Joint		F		*	GS-3994 A:36/B:23/D:56/L:105
2.0	CV Joint		F		*	GS-3994 A:36/B:23/D:56/L:105
2.0 D	CV Joint		F	MT	*	GS-3971 A:36/B:26/D:56/L:112








											
		KW/HP		Type	L/R	F/R	AT/MT			ABS	Technical Specification
2.4		103/140	01/04->	CV Joint		F	MT	*			GS-3971 A:36/B:26/D:56/L:112
2.4		125/170	01/04->	CV Joint		F	MT	*			GS-3971 A:36/B:26/D:56/L:112
2.4 D5		132/179	03/06->	CV Joint		F	MT	*			GS-3971 A:36/B:26/D:56/L:112
T5		162/220	01/04->	CV Joint		F		*			GS-3971 A:36/B:26/D:56/L:112
T5 AWD		169/230	03/07->	CV Joint		F		*			GS-3971 A:36/B:26/D:56/L:112
T5 AWD		162/220	04/04->	CV Joint		F		*			GS-3971 A:36/B:26/D:56/L:112










S60 I 												
2.0 T		132/180	07/00->04/10	CV Joint		F		*		48	trans.type AW55-50/51SN; trans.type M56	GS-3654 A:36/B:27/D:56,5/L:114
				CV Joint	L	F		*			trans.type AT	GS-4899 A:26/B:26/D:31/L:155
2.4		103/140	11/00->04/10	CV Joint		F		*		48		GS-3653 A:36/B:33/D:56,5/L:106
2.4 D		93/126	09/05->04/10	CV Joint		F		*		48	trans.type M56	GS-3654 A:36/B:27/D:56,5/L:114
2.4 D		120/163	09/05->01/09	CV Joint		F		*		48	trans.type M66	GS-3654 A:36/B:27/D:56,5/L:114
2.4 D		96/130	12/01->04/10	CV Joint		F		*		48	trans.type AW55-50/51SN; trans.type M56	GS-3654 A:36/B:27/D:56,5/L:114
				CV Joint	L	F		*			trans.type AT	GS-4899 A:26/B:26/D:31/L:155
2.4 D5		120/163	07/01->04/10	CV Joint		F		*		48	trans.type AW55-50/51SN; trans.type M56	GS-3654 A:36/B:27/D:56,5/L:114
				CV Joint	L	F		*			trans.type AT	GS-4899 A:26/B:26/D:31/L:155
2.4 T		147/200	11/00->04/10	CV Joint		F		*		48	trans.type AW55-50/51SN; trans.type M56	GS-3654 A:36/B:27/D:56,5/L:114
				CV Joint	L	F		*			trans.type AT	GS-4899 A:26/B:26/D:31/L:155
2.4 T AWD		147/200	11/01->04/10	CV Joint		F		*		48	trans.type AW50/51; trans.type M58	GS-3654 A:36/B:27/D:56,5/L:114
				CV Joint	L	F		*			trans.type AT	GS-4899 A:26/B:26/D:31/L:155
2.4 T5		191/260	04/04->04/10	CV Joint		F		*		48	trans.type AW55-50/51SN; trans.type M56; trans.type M66	GS-3654 A:36/B:27/D:56,5/L:114
				CV Joint	L	F		*			trans.type AT	GS-4899 A:26/B:26/D:31/L:155
2.5 T		154/210	02/04->04/10	CV Joint		F		*		48	trans.type AW55-50/51SN; trans.type M56	GS-3654 A:36/B:27/D:56,5/L:114
				CV Joint		F		*			trans.type AW50/51; trans.type M58	GS-3654 A:36/B:27/D:56,5/L:114
2.5 T AWD		154/210	04/04->04/10	CV Joint		F		*		48	trans.type AW50/51; trans.type M58	GS-3654 A:36/B:27/D:56,5/L:114
				CV Joint	L	F		*			trans.type MT/AT	GS-4899 A:26/B:26/D:31/L:155
R 2,5 T AWD		221/300	03/03->04/10	CV Joint		F		*		48	trans.type AW50/51; trans.type M66	GS-3654 A:36/B:27/D:56,5/L:114
T5		184/250	11/00->04/10	CV Joint		F		*		48	trans.type AW55-50/51SN; trans.type M56	GS-3654 A:36/B:27/D:56,5/L:114
				CV Joint	L	F		*			trans.type AT	GS-4899 A:26/B:26/D:31/L:155

S70 (LS) 												
2.0		93/126	01/97->11/00	CV Joint				*				GS-3245 A:26/B:25/D:40/L:598
				CV Joint		F	MT	*		48	--06/98	GS-3246 A:26/B:25/D:56,5/L:154,5
				CV Joint		F	MT	*		48	07/98->	GS-3653 A:36/B:33/D:56,5/L:106
				Drive Shaft	L	F				48		AW-4391 A:26/B:26/D:56,5/L:574,5
2.0		105/143	01/97->11/00	CV Joint				*				GS-3245 A:26/B:25/D:40/L:598
				CV Joint		F	MT	*		48	--06/98	GS-3246 A:26/B:25/D:56,5/L:154,5
				CV Joint		F	MT	*		48	07/98->	GS-3653 A:36/B:33/D:56,5/L:106
				Drive Shaft	L	F				48		AW-4391 A:26/B:26/D:56,5/L:574,5
2.0		132/180	01/97->11/00	CV Joint				*				GS-3245 A:26/B:25/D:40/L:598
				CV Joint		F	MT	*		48	--06/98	GS-3246 A:26/B:25/D:56,5/L:154,5
				CV Joint		F	MT	*		48	07/98->	GS-3653 A:36/B:33/D:56,5/L:106
				Drive Shaft	L	F				48		AW-4391 A:26/B:26/D:56,5/L:574,5
2.0		120/163	01/97->11/00	CV Joint		F	MT	*		48	--06/98	GS-3246 A:26/B:25/D:56,5/L:154,5
				CV Joint		F	MT	*		48	07/98->	GS-3653 A:36/B:33/D:56,5/L:106
2.0 Turbo		155/210	01/97->11/00	CV Joint		F	MT	*		48	--06/98	GS-3633 A:26/B:28/D:56,5/L:163,5
				CV Joint		F	MT	*		48	07/98->	GS-3654 A:36/B:27/D:56,5/L:114

	KW/HP		Type	L/R	F/R	AT/MT			ABS			Technical Specification	
2.0 Turbo	166/226	01/97->11/00	CV Joint		F	MT	*		48	->06/98	GS-3633	A:26/B:28/D:56,5/L:163,5	
			CV Joint		F	MT	*		48	07/98->	GS-3654	A:36/B:27/D:56,5/L:114	
			Drive Shaft	R	F	AT				48		AW-4392	A:26/B:26/D:56,5/L:1028
2.3 T-5	176/239	01/97->11/00	CV Joint		F	MT	*		48	->06/98	GS-3633	A:26/B:28/D:56,5/L:163,5	
			CV Joint		F	MT	*		48	07/98->	GS-3654	A:36/B:27/D:56,5/L:114	
2.3 Turbo	184/250	01/97->11/00	CV Joint		F	MT	*		48	->06/98	GS-3633	A:26/B:28/D:56,5/L:163,5	
			CV Joint		F	MT	*		48	07/98->	GS-3654	A:36/B:27/D:56,5/L:114	
2.4	125/170	01/97->11/00	CV Joint					*			GS-3245	A:26/B:25/D:40/L:598	
			CV Joint		F	MT	*		48	->06/98	GS-3246	A:26/B:25/D:56,5/L:154,5	
			CV Joint		F	MT	*		48	07/98->	GS-3653	A:36/B:33/D:56,5/L:106	
			Drive Shaft	L	F					48		AW-4391	A:26/B:26/D:56,5/L:574,5
			Drive Shaft	R	F	AT				48		AW-4392	A:26/B:26/D:56,5/L:1028
2.4	103/140	08/99->11/00	CV Joint		F	MT	*		48		GS-3653	A:36/B:33/D:56,5/L:106	
			Drive Shaft	R	F	AT			48		AW-4392	A:26/B:26/D:56,5/L:1028	
2.4 Turbo	142/193	01/97->11/00	CV Joint		F	MT	*		48	->06/98	GS-3633	A:26/B:28/D:56,5/L:163,5	
			CV Joint		F	MT	*		48	07/98->	GS-3654	A:36/B:27/D:56,5/L:114	
2.5	106/144	01/97->11/00	CV Joint					*			GS-3245	A:26/B:25/D:40/L:598	
			CV Joint		F	MT	*		48	07/98->	GS-3653	A:36/B:33/D:56,5/L:106	
			Drive Shaft	L	F				48		AW-4391	A:26/B:26/D:56,5/L:574,5	
2.5	121/165	06/98->11/00	CV Joint		F	MT	*		48	07/98->	GS-3653	A:36/B:33/D:56,5/L:106	
			Drive Shaft	R	F	AT			48		AW-4392	A:26/B:26/D:56,5/L:1028	
2.5 TDI	103/140	01/97->11/00	CV Joint		F	MT	*		48	->06/98	GS-3633	A:26/B:28/D:56,5/L:163,5	
			CV Joint		F	MT	*		48	07/98->	GS-3654	A:36/B:27/D:56,5/L:114	
S80 I (TS, XY) 													
2.0	120/163	06/98->07/06	CV Joint		F		*		48	->ch.244447	GS-3654	A:36/B:27/D:56,5/L:114	
2.0 T	166/226	06/98->07/06	CV Joint		F		*		48	->ch.244447	GS-3654	A:36/B:27/D:56,5/L:114	
2.0 T	132/180	12/99->07/06	CV Joint		F		*		48	->ch.244447	GS-3654	A:36/B:27/D:56,5/L:114	
2.4 D	96/131	10/01->07/06	CV Joint		F		*		48	->ch.244447	GS-3654	A:36/B:27/D:56,5/L:114	
2.4 D5	120/163	08/01->07/06	CV Joint		F		*		48	->ch.244447	GS-3654	A:36/B:27/D:56,5/L:114	
2.4 T	147/200	06/00->07/06	CV Joint		F		*		48	->ch.244447	GS-3654	A:36/B:27/D:56,5/L:114	
2.5 T	154/210	03/03->07/06	CV Joint		F		*		48	->ch.244447	GS-3654	A:36/B:27/D:56,5/L:114	
2.5 TDI	103/140	01/99->07/06	CV Joint		F		*		48	->ch.244447	GS-3654	A:36/B:27/D:56,5/L:114	
S80 II (AS) 													
D5	136/185	03/06->	CV Joint				*			trans.type AT	GS-4934	A:40/B:26/D:57,4/L:115,5	
V40 Estate (VW) 													
1.6	80/109	03/99->06/04	CV Joint		F		*			- ABS	GS-3635	A:25/B:29/D:54/L:159	
			CV Joint		F	MT	*		43	+ABS	GS-3780	A:25/B:33/D:54/L:156	
1.6	77/105	12/95->08/99	CV Joint		F		*			- ABS	GS-3635	A:25/B:29/D:54/L:159	
			CV Joint	L; R	F	AT; MT	*		43		GS-3636	A:25/B:25/D:54/L:156	
			CV Joint		F	MT	*		43	+ABS	GS-3780	A:25/B:33/D:54/L:156	
1.8	85/115	07/95->08/99	CV Joint		F		*			- ABS	GS-3635	A:25/B:29/D:54/L:159	
			CV Joint	L; R	F	AT	*		43		GS-3636	A:25/B:25/D:54/L:156	
			CV Joint		F	MT	*		43	+ABS; ->12/97	GS-3780	A:25/B:33/D:54/L:156	
1.8 i	92/125	03/98->06/04	CV Joint		F		*			- ABS	GS-3635	A:25/B:29/D:54/L:159	
			CV Joint		F	MT	*		43	+ABS	GS-3780	A:25/B:33/D:54/L:156	

	kW/HP		Type	L/R	F/R	AT/MT			ABS			Technical Specification
1.8 i	90/122	06/01->06/04	CV Joint		F	AT	*		43		GS-3903	A:25/B:33/D:56,3/L:160,5
1.9 DI	70/95	03/99->07/00	CV Joint		F		*			- ABS	GS-3635	A:25/B:29/D:54/L:159
			CV Joint	L; R	F	AT; MT	*		43		GS-3679	A:26/B:27/D:56,5/L:164,5
1.9 DI	75/102	07/00->06/04	CV Joint		F		*			- ABS	GS-3635	A:25/B:29/D:54/L:159
			CV Joint	L; R	F	AT; MT	*		43		GS-3679	A:26/B:27/D:56,5/L:164,5
1.9 DI	85/115	07/00->06/04	CV Joint	L; R	F	AT; MT	*		43		GS-3679	A:26/B:27/D:56,5/L:164,5
1.9 T4	147/200	05/97->07/00	CV Joint	L; R	F		*		43	10/97->	GS-3636	A:25/B:25/D:54/L:156
			CV Joint	L; R	F	AT; MT	*		43	10/97->	GS-3679	A:26/B:27/D:56,5/L:164,5
1.9 TD	66/90	07/95->08/99	CV Joint		F		*			- ABS	GS-3635	A:25/B:29/D:54/L:159
			CV Joint		F		*				- ABS	GS-3635
2.0	100/136	07/95->06/04	CV Joint	L; R	F	AT	*		43	->12/00; 11/96->	GS-3636	A:25/B:25/D:54/L:156
			CV Joint		F	MT	*		43	+ ABS	GS-3780	A:25/B:33/D:54/L:156
			CV Joint		F	AT; MT	*		43	+ ABS; 01/01->	GS-3903	A:25/B:33/D:56,3/L:160,5
2.0	103/140	07/95->08/99	CV Joint		F		*			- ABS	GS-3635	A:25/B:29/D:54/L:159
			CV Joint	L; R	F	AT; MT	*		43	11/96->	GS-3636	A:25/B:25/D:54/L:156
2.0 T	121/165	07/99->06/04	CV Joint	L; R	F	AT; MT	*		43	->06/01; 10/99->	GS-3679	A:26/B:27/D:56,5/L:164,5
2.0 T	118/160	10/97->07/00	CV Joint	L; R	F		*		43		GS-3636	A:25/B:25/D:54/L:156
			CV Joint	L; R	F	AT; MT	*		43		GS-3679	A:26/B:27/D:56,5/L:164,5
2.0 T4	147/200	07/00->06/04	CV Joint	L; R	F	AT; MT	*		43		GS-3679	A:26/B:27/D:56,5/L:164,5
V50 (MW) 												
1.8	92/125	04/04->	CV Joint		F		*			->09/10	GS-3994	A:36/B:23/D:56/L:105
1.8 FlexFuel	92/125	01/05->	CV Joint		F		*			->09/10; 04/05->	GS-3994	A:36/B:23/D:56/L:105
2.0	107/146	10/06->	CV Joint		F		*				GS-3994	A:36/B:23/D:56/L:105
2.0 D	100/136	04/04->	CV Joint		F	MT	*				GS-3971	A:36/B:26/D:56/L:112
2.4	103/140	04/04->	CV Joint		F	MT	*				GS-3971	A:36/B:26/D:56/L:112
2.4	125/170	04/04->	CV Joint		F	MT	*				GS-3971	A:36/B:26/D:56/L:112
2.4 D5	132/179	03/06->	CV Joint		F	MT	*				GS-3971	A:36/B:26/D:56/L:112
T5	162/220	04/04->	CV Joint		F		*				GS-3971	A:36/B:26/D:56/L:112
T5 AWD	169/230	03/07->	CV Joint		F		*				GS-3971	A:36/B:26/D:56/L:112
T5 AWD	162/220	04/04->	CV Joint		F		*				GS-3971	A:36/B:26/D:56/L:112
V70 I (LV) 												
2.0	93/126	01/97->03/00	CV Joint				*				GS-3245	A:26/B:25/D:40/L:598
			CV Joint		F	MT	*		48	->06/98	GS-3246	A:26/B:25/D:56,5/L:154,5
			CV Joint		F	MT	*		48	07/98->	GS-3653	A:36/B:33/D:56,5/L:106
2.0	105/143	01/97->03/00	Drive Shaft	L	F				48		AW-4391	A:26/B:26/D:56,5/L:574,5
			CV Joint				*				GS-3245	A:26/B:25/D:40/L:598
			CV Joint		F	MT	*		48	->06/98	GS-3246	A:26/B:25/D:56,5/L:154,5
2.0	132/180	01/97->03/00	CV Joint		F	MT	*		48	07/98->	GS-3653	A:36/B:33/D:56,5/L:106
			Drive Shaft	L	F				48		AW-4391	A:26/B:26/D:56,5/L:574,5
			CV Joint				*				GS-3245	A:26/B:25/D:40/L:598
2.0	120/163	01/97->03/00	CV Joint		F	MT	*		48	->06/98	GS-3246	A:26/B:25/D:56,5/L:154,5
			CV Joint		F	MT	*		48	07/98->	GS-3653	A:36/B:33/D:56,5/L:106
			Drive Shaft	L	F				48		AW-4391	A:26/B:26/D:56,5/L:574,5
2.0	120/163	01/97->03/00	CV Joint		F	MT	*		48	->06/98	GS-3246	A:26/B:25/D:56,5/L:154,5
			CV Joint		F	MT	*		48	07/98->	GS-3653	A:36/B:33/D:56,5/L:106











		kw/HP		Type	L/R	F/R	AT/MT			ABS			Technical Specification	
2.0 Turbo	155/211	01/97->03/00	CV Joint		F		MT	*		48	->06/98	GS-3633	A:26/B:28/D:56,5/L:163,5	
			CV Joint		F		MT	*		48	07/98->	GS-3654	A:36/B:27/D:56,5/L:114	
2.0 Turbo	166/226	01/97->03/00	CV Joint		F		MT	*		48	->06/98	GS-3633	A:26/B:28/D:56,5/L:163,5	
			CV Joint		F		MT	*		48	07/98->	GS-3654	A:36/B:27/D:56,5/L:114	
			Drive Shaft	R	F		AT				48		AW-4392	A:26/B:26/D:56,5/L:1028
2.0 Turbo AWD	166/226	01/97->03/00	CV Joint		F		MT	*		48	->06/98	GS-3633	A:26/B:28/D:56,5/L:163,5	
			CV Joint		F		MT	*		48	07/98->	GS-3654	A:36/B:27/D:56,5/L:114	
2.3 T-5	176/239	01/97->03/00	CV Joint		F		MT	*		48	->06/98	GS-3633	A:26/B:28/D:56,5/L:163,5	
			CV Joint		F		MT	*		48	07/98->	GS-3654	A:36/B:27/D:56,5/L:114	
2.3 T-5 AWD	176/239	01/97->03/00	CV Joint		F		MT	*		48	->06/98	GS-3633	A:26/B:28/D:56,5/L:163,5	
			CV Joint		F		MT	*		48	07/98->	GS-3654	A:36/B:27/D:56,5/L:114	
2.3 Turbo	184/250	01/97->03/00	CV Joint		F		MT	*		48	->06/98	GS-3633	A:26/B:28/D:56,5/L:163,5	
			CV Joint		F		MT	*		48	07/98->	GS-3654	A:36/B:27/D:56,5/L:114	
2.4	125/170	01/97->05/00	CV Joint						*			GS-3245	A:26/B:25/D:40/L:598	
			CV Joint		F		MT	*		48	->06/98	GS-3246	A:26/B:25/D:56,5/L:154,5	
			CV Joint		F		MT	*		48	07/98->	GS-3653	A:36/B:33/D:56,5/L:106	
			Drive Shaft	L	F						48		AW-4391	A:26/B:26/D:56,5/L:574,5
			Drive Shaft	R	F		AT				48		AW-4392	A:26/B:26/D:56,5/L:1028
2.4	103/140	08/99->05/00	CV Joint		F		MT	*		48		GS-3653	A:36/B:33/D:56,5/L:106	
2.4 Turbo	142/193	01/97->03/00	CV Joint		F		MT	*		48	->06/98	GS-3633	A:26/B:28/D:56,5/L:163,5	
			CV Joint		F		MT	*		48	07/98->	GS-3654	A:36/B:27/D:56,5/L:114	
2.5	106/144	01/97->03/00	CV Joint						*			GS-3245	A:26/B:25/D:40/L:598	
			CV Joint		F		MT	*		48	->06/98	GS-3246	A:26/B:25/D:56,5/L:154,5	
			CV Joint		F		MT	*		48	07/98->	GS-3653	A:36/B:33/D:56,5/L:106	
2.5	121/165	06/98->03/00	Drive Shaft	L	F					48		AW-4391	A:26/B:26/D:56,5/L:574,5	
			CV Joint		F		MT	*		48	->06/98	GS-3246	A:26/B:25/D:56,5/L:154,5	
2.5	121/165	06/98->03/00	CV Joint		F		MT	*		48	07/98->	GS-3653	A:36/B:33/D:56,5/L:106	
			Drive Shaft	R	F		AT			48		AW-4392	A:26/B:26/D:56,5/L:1028	
2.5 TDI	103/140	01/97->05/00	CV Joint		F		MT	*		48	->06/98	GS-3633	A:26/B:28/D:56,5/L:163,5	
			CV Joint		F		MT	*		48	07/98->	GS-3654	A:36/B:27/D:56,5/L:114	
V70 II (SW) 														
2.0 T	132/180	07/01->08/07	CV Joint		F			*		48	trans.type AW55-50/51SN; trans.type M56	GS-3654	A:36/B:27/D:56,5/L:114	
			CV Joint	L	F				*			trans.type AT	GS-4899	A:26/B:26/D:31/L:155
2.3 T5	184/250	03/00->08/04	CV Joint		F			*		48	trans.type AW55-50/51SN; trans.type M56	GS-3654	A:36/B:27/D:56,5/L:114	
			CV Joint	L	F				*			trans.type AT	GS-4899	A:26/B:26/D:31/L:155
2.4	103/140	03/00->08/07	CV Joint		F			*		48		GS-3653	A:36/B:33/D:56,5/L:106	
2.4	125/170	03/00->08/07	CV Joint		F			*		48		GS-3653	A:36/B:33/D:56,5/L:106	
2.4 Bifuel (CNG)	103/140	09/01->08/07	CV Joint		F			*		48		GS-3653	A:36/B:33/D:56,5/L:106	
2.4 D	93/126	05/05->08/07	CV Joint		F			*		48	trans.type M56	GS-3654	A:36/B:27/D:56,5/L:114	
2.4 D	96/131	12/01->08/07	CV Joint		F			*		48	trans.type AW55-50/51SN; trans.type M56	GS-3654	A:36/B:27/D:56,5/L:114	
			CV Joint	L	F				*			trans.type AT	GS-4899	A:26/B:26/D:31/L:155
2.4 D5	120/163	08/01->08/07	CV Joint		F			*		48	trans.type AW55-50/51SN; trans.type M56; trans.type M66	GS-3654	A:36/B:27/D:56,5/L:114	
			CV Joint	L	F				*			trans.type AT	GS-4899	A:26/B:26/D:31/L:155
2.4 D5	136/185	12/05->08/07	CV Joint		F		AT	*			trans.type TF80-SC	GS-3970	A:36/B:26/D:56,3/L:109	
2.4 D5 AWD	120/163	03/03->08/07	CV Joint		F			*		48	trans.type AW50/51; trans.type M66	GS-3654	A:36/B:27/D:56,5/L:114	
			CV Joint	L	F				*			trans.type AT	GS-4899	A:26/B:26/D:31/L:155

	kW/HP		Type	L/R	F/R	AT/MT			ABS			Technical Specification
2.4 D5 AWD	136/185	12/05->08/07	CV Joint		F; R	MT	*			trans.type M66 AWD	GS-3970	A:36/B:26/D:56,3/L:109
2.4 T	147/200	03/00->08/03	CV Joint		F		*	48		trans.type AW55-50/51SN; trans.type M56	GS-3654	A:36/B:27/D:56,5/L:114
			CV Joint	L	F		*			trans.type AT	GS-4899	A:26/B:26/D:31/L:155
2.4 T AWD	147/200	09/01->08/02	CV Joint		F		*	48		trans.type AW50/51; trans.type M58	GS-3654	A:36/B:27/D:56,5/L:114
			CV Joint	L	F		*			trans.type AT	GS-4899	A:26/B:26/D:31/L:155
2.4 T5	191/260	04/04->08/07	CV Joint		F		*	48		trans.type M66	GS-3654	A:36/B:27/D:56,5/L:114
			CV Joint	L	F		*			trans.type AT	GS-4899	A:26/B:26/D:31/L:155
2.5 T	154/209	04/04->08/07	CV Joint		F		*	48		trans.type AW55-50/51SN; trans.type M56	GS-3654	A:36/B:27/D:56,5/L:114
			CV Joint	L	F		*			trans.type AT	GS-4899	A:26/B:26/D:31/L:155
2.5 T AWD	154/209	09/02->08/07	CV Joint		F		*	48		trans.type AW50/51; trans.type M58	GS-3654	A:36/B:27/D:56,5/L:114
			CV Joint	L	F		*			trans.type AT	GS-4899	A:26/B:26/D:31/L:155
2.5 TDI	103/140	03/00->08/07	CV Joint		F		*	48		trans.type M56	GS-3654	A:36/B:27/D:56,5/L:114
R 2.5 T AWD	221/300	03/03->08/07	CV Joint		F		*	48		trans.type M66	GS-3654	A:36/B:27/D:56,5/L:114
			CV Joint	L	F		*			trans.type AT	GS-4899	A:26/B:26/D:31/L:155
V70 III (BW) 												
2.0 D	100/136	10/07->	CV Joint	R	F		*			trans.type MT	GS-4853	A:40/B:28/D:57,4/L:114
D3	100/136	03/10->	CV Joint	R	F		*			trans.type MT	GS-4853	A:40/B:28/D:57,4/L:114
XC70 CROSS COUNTRY 												
2.4 D5 AWD	136/185	12/05->08/07	CV Joint		F	AT	*			trans.type TF-80SC AWD	GS-3970	A:36/B:26/D:56,3/L:109
2.4 T XC AWD	147/200	03/00->09/02	CV Joint	L	F		*			trans.type AT	GS-4899	A:26/B:26/D:31/L:155
XC90 I 												
2.5 T	154/209	10/02->	CV Joint				*	48			GS-4852	A:36/B:27/D:72/L:120
3.2 AWD	179/243	04/10->	CV Joint		F		*	48			GS-4852	A:36/B:27/D:72/L:120
3.2 AWD	175/238	05/06->	CV Joint				*	48			GS-4852	A:36/B:27/D:72/L:120
D3 / D5	120/163	04/09->	CV Joint				*	48			GS-4852	A:36/B:27/D:72/L:120
D5	147/200	01/11->	CV Joint				*	48			GS-4852	A:36/B:27/D:72/L:120
D5	136/185	05/06->	CV Joint				*	48			GS-4852	A:36/B:27/D:72/L:120
D5	120/163	10/02->	CV Joint				*	48			GS-4852	A:36/B:27/D:72/L:120
T6	200/272	10/02->	CV Joint				*	48			GS-4852	A:36/B:27/D:72/L:120
V8	232/315	01/05->	CV Joint				*	48			GS-4852	A:36/B:27/D:72/L:120

VW

1500,1600 (31)

1.5	33/45	04/61->07/73	CV Joint	L; R	R	AT; MT	*				GS-3137	B:33/D2:94/L:32
1.6	40/54	08/65->07/73	CV Joint	L; R	R	AT; MT	*				GS-3137	B:33/D2:94/L:32
1.6 L	37/50	07/64->07/73	CV Joint	L; R	R	AT; MT	*				GS-3137	B:33/D2:94/L:32

			Type	L/R	F/R	AT/MT			ABS			Technical Specification
1.6 TL	40/54	08/65->07/73	CV Joint	L; R	R	AT; MT	*				GS-3137	B:33/D2:94/L:32
1500,1600 Hatchback (31) 												
1.5 L	33/45	07/68->07/73	CV Joint	L; R	R	AT; MT	*		MD 1600		GS-3137	B:33/D2:94/L:32
AMAROK (2H_ S1B) 												
2.0 BitDI 4motion	120/163	09/10->	CV Joint		F		*		engine CDCA		GS-3920	B:28/D2:112/L:34
BORA (1J2) 												
1.4 16V	55/75	03/00->05/05	CV Joint	L; R	F		*				GS-3138	B:33/D2:94/L:32
			CV Joint		F		*				GS-3185	A:36/B:30/D:53,2/L:138,5
			CV Joint		F	MT	*		engine AHW; engine AKQ; engine APE; engine AXP; engine BCA		GS-3642	A:36/B:30/D:53/L:129,5
			Drive Shaft	R	F	MT			engine AHW; engine AKQ; engine APE; engine AXP; engine BCA		AW-4570	A:36/D:53/L:822
			Drive Shaft	L	F	MT			engine AHW; engine AKQ; engine APE; engine AXP; engine BCA		AW-4571	A:36/D:53/L:555
1.6	75/102	08/00->05/05	CV Joint	L; R	F	MT	*				GS-3138	B:33/D2:94/L:32
			CV Joint	R	F	MT	*		engine AVU; engine BFQ		GS-3178	B:33/D2:92/L:32
			CV Joint		F	AT	*		engine AVU; engine BFQ		GS-3185	A:36/B:30/D:53,2/L:138,5
			CV Joint		F	MT	*		engine AVU; engine BFQ		GS-3642	A:36/B:30/D:53/L:129,5
			Drive Shaft				*				GS-3676	B:30/D2:73,8/L:57,6
1.6	74/101	10/98->05/05	Drive Shaft	L	F	MT			engine AVU; engine BFQ		AW-4571	A:36/D:53/L:555
			CV Joint	L; R	F	MT	*				GS-3138	B:33/D2:94/L:32
			CV Joint	R	F	MT	*		engine AEH; engine APF		GS-3178	B:33/D2:92/L:32
			CV Joint		F	AT	*		engine AEH; engine APF		GS-3185	A:36/B:30/D:53,2/L:138,5
			CV Joint		F	MT	*		engine AEH; engine APF		GS-3642	A:36/B:30/D:53/L:129,5
1.6 16V	77/105	05/00->05/05	CV Joint				*		engine AEH; engine APF		GS-3676	B:30/D2:73,8/L:57,6
			Drive Shaft	L	F	MT			engine AEH; engine APF		AW-4571	A:36/D:53/L:555
			CV Joint	L; R	F	MT	*		engine ATN; engine AUS; engine AZD; engine BCB		GS-3185	A:36/B:30/D:53,2/L:138,5
			CV Joint	R	F	MT	*		engine BAD		GS-3185	A:36/B:30/D:53,2/L:138,5
			CV Joint		F		*		->10/00; 02/99->		GS-3185	A:36/B:30/D:53,2/L:138,5
1.8	92/125	10/98->05/05	CV Joint		F		*		engine AGN		GS-3185	A:36/B:30/D:53,2/L:138,5
1.8 4motion	92/125	02/99->05/05	CV Joint		F	MT	*		engine AGN		GS-3185	A:36/B:30/D:53,2/L:138,5
			CV Joint		R		*		engine AGN		GS-3642	A:36/B:30/D:53/L:129,5
1.8 T	132/180	03/02->05/05	CV Joint		F	MT	*		engine AUQ		GS-3728	A:36/B:27/D:53/L:142,5
			Drive Shaft	L	F	MT			->ch.1J-3D019 780; ->ch.1J-3W468 500; engine AUQ		AW-4671	A:36/D:53/L:520/D2:108
			CV Joint		F		*		->12/01; engine AGU; engine AUM		GS-3185	A:36/B:30/D:53,2/L:138,5
1.8 T	110/150	05/00->05/05	CV Joint				*				GS-3676	B:30/D2:73,8/L:57,6
			CV Joint		F		*		01/02->; engine AUM		GS-3728	A:36/B:27/D:53/L:142,5
			CV Joint	L; R	F		*				GS-3138	B:33/D2:94/L:32
			CV Joint		F		*				GS-3185	A:36/B:30/D:53,2/L:138,5
1.9 SDI	50/68	10/98->05/05	CV Joint		F	MT	*		engine AGP; engine AQM		GS-3642	A:36/B:30/D:53/L:129,5
			Drive Shaft	R	F	MT			engine AGP; engine AQM		AW-4570	A:36/D:53/L:822
			Drive Shaft	L	F	MT			engine AGP; engine AQM		AW-4571	A:36/D:53/L:555
1.9 TDI	110/150	05/00->05/05	CV Joint		F	MT	*		engine ARL		GS-3728	A:36/B:27/D:53/L:142,5
			Drive Shaft	L	F	MT			->ch.1J-3D019 780; ->ch.1J-3W468 500; engine ARL		AW-4671	A:36/D:53/L:520/D2:108
			CV Joint		F	MT	*		engine ATD; engine AXR		GS-3185	A:36/B:30/D:53,2/L:138,5
1.9 TDI	74/101	09/00->05/05	CV Joint				*				GS-3676	B:30/D2:73,8/L:57,6
			CV Joint		F	AT	*		engine ATD		GS-3728	A:36/B:27/D:53/L:142,5
			Drive Shaft	L	F	MT			+ headlamp levelling [auto.]; ->ch.1J-2-220 000; engine ATD; engine AXR		AW-4263	A:36/D:53,2/L:557/D2:100
			Drive Shaft	R	F	MT			engine ATD; engine AXR		AW-4572	A:36/D:53,2/L:822/D2:100



KW/HP



Type

L/R

F/R

AT/MT

















ABS
















Technical Specification

Engine	KW/HP	Year	Type	L/R	F/R	AT/MT	Steering	ABS	Part No.	Technical Specification
1.9 TDI	66/90	10/98->05/05	CV Joint			AT; MT		*	GS-3182	B:33/D2:100/L:34
			CV Joint		F			*	GS-3185	A:36/B:30/D:53,2/L:138,5
			CV Joint					*	GS-3676	B:30/D2:73,8/L:57,6
			Drive Shaft	L	F	MT		engine AGR; engine ALH	AW-4263	A:36/D:53,2/L:557/D2:100
			Drive Shaft	R	F	MT		engine AGR; engine ALH	AW-4572	A:36/D:53,2/L:822/D2:100
1.9 TDI	81/110	10/98->06/01	CV Joint		F			*	GS-3185	A:36/B:30/D:53,2/L:138,5
			CV Joint					*	GS-3676	B:30/D2:73,8/L:57,6
			Drive Shaft	L	F	MT		engine AHF; engine ASV	AW-4263	A:36/D:53,2/L:557/D2:100
1.9 TDI	96/130	11/00->05/05	Drive Shaft	R	F	MT		engine AHF; engine ASV	AW-4572	A:36/D:53,2/L:822/D2:100
			CV Joint		F			engine ASZ	GS-3728	A:36/B:27/D:53/L:142,5
1.9 TDI	85/115	12/98->01/02	Drive Shaft	L	F	MT		-->ch.1J-3D019 781; -->ch.1J-3W468 501; engine ASZ	AW-4671	A:36/D:53/L:520/D2:108
			CV Joint		F			*	GS-3728	A:36/B:27/D:53/L:142,5
1.9 TDI 4motion	85/115	02/99->06/01	Drive Shaft	L	F	MT		engine AJM; engine AUY	AW-4671	A:36/D:53/L:520/D2:108
			CV Joint		R			*	GS-3642	A:36/B:30/D:53/L:129,5
1.9 TDI 4motion	110/150	05/00->05/05	CV Joint		F	MT		*	GS-3728	A:36/B:27/D:53/L:142,5
			CV Joint		R			*	GS-3642	A:36/B:30/D:53/L:129,5
			Drive Shaft	L	F	MT		engine ARL	AW-4671	A:36/D:53/L:520/D2:108
1.9 TDI 4motion	74/101	09/00->05/05	CV Joint		R			*	GS-3642	A:36/B:30/D:53/L:129,5
			CV Joint		F	MT		*	GS-3676	B:30/D2:73,8/L:57,6
			CV Joint		F	MT		*	GS-3728	A:36/B:27/D:53/L:142,5
			Drive Shaft	L	F	MT		engine ATD	AW-4671	A:36/D:53/L:520/D2:108
1.9 TDI 4motion	96/130	11/00->05/05	CV Joint		R			*	GS-3642	A:36/B:30/D:53/L:129,5
			CV Joint		F	MT		*	GS-3728	A:36/B:27/D:53/L:142,5
			Drive Shaft	L	F	MT		engine ASZ	AW-4671	A:36/D:53/L:520/D2:108
1.9 TDI 4motion	66/90	11/98->04/02	CV Joint			AT; MT		*	GS-3182	B:33/D2:100/L:34
			CV Joint		F	MT		*	GS-3185	A:36/B:30/D:53,2/L:138,5
			CV Joint		R			*	GS-3642	A:36/B:30/D:53/L:129,5
			CV Joint					*	GS-3676	B:30/D2:73,8/L:57,6
			CV Joint		F			*	GS-3185	A:36/B:30/D:53,2/L:138,5
2.0	85/115	10/98->05/05	CV Joint					*	GS-3676	B:30/D2:73,8/L:57,6
			Drive Shaft	R	F	MT		engine APK; engine AQY; engine AZG; engine AZH; engine AZJ	AW-4572	A:36/D:53,2/L:822/D2:100
2.0 4motion	85/115	04/00->05/05	CV Joint		F	MT		*	GS-3185	A:36/B:30/D:53,2/L:138,5
			CV Joint		R			*	GS-3642	A:36/B:30/D:53/L:129,5
			CV Joint					*	GS-3676	B:30/D2:73,8/L:57,6
2.3 V5	125/170	10/00->05/05	CV Joint		F	MT		*	GS-3185	A:36/B:30/D:53,2/L:138,5
			CV Joint		F	AT		*	GS-3728	A:36/B:27/D:53/L:142,5
2.3 V5	110/150	10/98->10/00	CV Joint		F			*	GS-3185	A:36/B:30/D:53,2/L:138,5
			CV Joint					*	GS-3676	B:30/D2:73,8/L:57,6
2.3 V5 4motion	125/170	10/00->05/05	Drive Shaft	L	F			-->ch.1J-XW166 084; engine AGZ	AW-4263	A:36/D:53,2/L:557/D2:100
			CV Joint		R			*	GS-3642	A:36/B:30/D:53/L:129,5
			CV Joint					*	GS-3676	B:30/D2:73,8/L:57,6
2.3 V5 4motion	125/170	10/00->05/05	CV Joint		F	MT		*	GS-3728	A:36/B:27/D:53/L:142,5
			Drive Shaft	L	F	MT		engine AQN	AW-4671	A:36/D:53/L:520/D2:108

	kw/HP		Type	L/R	F/R	AT/MT			ABS			Technical Specification
2.3 V5 4motion	110/150	12/98->10/00	CV Joint		R			*	engine AGZ		GS-3642	A:36/B:30/D:53/L:129,5
			CV Joint					*			GS-3676	B:30/D2:73,8/L:57,6
			CV Joint		F	MT	*	engine AGZ		GS-3728	A:36/B:27/D:53/L:142,5	
			Drive Shaft	L	F	MT		engine AGZ		AW-4671	A:36/D:53/L:520/D2:108	
2.8 V6 4motion	150/204	03/99->05/05	CV Joint		R			*	engine AQP; engine AUE; engine BDE		GS-3642	A:36/B:30/D:53/L:129,5
			CV Joint		F	MT	*	engine AQP; engine AUE; engine BDE		GS-3728	A:36/B:27/D:53/L:142,5	
			Drive Shaft	L	F	MT		engine AQP; engine AUE; engine BDE		AW-4671	A:36/D:53/L:520/D2:108	
BORA Estate (1J6) 												
1.4 16V	55/75	09/01->05/05	CV Joint	L; R	F			*			GS-3138	B:33/D2:94/L:32
			CV Joint		F			*			GS-3185	A:36/B:30/D:53,2/L:138,5
			CV Joint		F	MT	*	engine AHW; engine AXP; engine BCA		GS-3642	A:36/B:30/D:53/L:129,5	
			Drive Shaft	R	F	MT		engine AHW; engine AXP; engine BCA		AW-4570	A:36/D:53/L:822	
			Drive Shaft	L	F	MT		engine AHW; engine AXP; engine BCA		AW-4571	A:36/D:53/L:555	
1.6	74/100	05/99->05/05	CV Joint	L; R	F	MT		*	-->04/02		GS-3138	B:33/D2:94/L:32
			CV Joint		R	F	MT	*	engine AEH; engine APF		GS-3178	B:33/D2:92/L:32
			CV Joint		F	AT	*	engine AEH; engine APF		GS-3185	A:36/B:30/D:53,2/L:138,5	
			CV Joint		F	MT	*	engine AEH; engine APF		GS-3642	A:36/B:30/D:53/L:129,5	
			CV Joint					*			GS-3676	B:30/D2:73,8/L:57,6
			Drive Shaft	L	F	MT		engine AEH; engine APF		AW-4571	A:36/D:53/L:555	
1.6	75/102	08/00->05/05	CV Joint	L; R	F	MT		*			GS-3138	B:33/D2:94/L:32
			CV Joint		R	F	MT	*	engine AVU; engine BFQ		GS-3178	B:33/D2:92/L:32
			CV Joint		F	AT	*	engine AVU; engine BFQ		GS-3185	A:36/B:30/D:53,2/L:138,5	
			CV Joint		F	MT	*	engine AVU; engine BFQ		GS-3642	A:36/B:30/D:53/L:129,5	
			CV Joint					*			GS-3676	B:30/D2:73,8/L:57,6
Drive Shaft	L	F	MT		engine AVU; engine BFQ		AW-4571	A:36/D:53/L:555				
1.6 16V	77/105	02/00->05/05	CV Joint		F	MT	*	engine ATN; engine AUS; engine AZD; engine BCB		GS-3185	A:36/B:30/D:53,2/L:138,5	
1.6 FSI	81/110	01/02->05/05	CV Joint		F	MT	*	engine BAD		GS-3185	A:36/B:30/D:53,2/L:138,5	
1.8 4motion	92/125	05/99->05/05	CV Joint		F	MT	*	engine AGN		GS-3185	A:36/B:30/D:53,2/L:138,5	
			CV Joint		R		*	engine AGN		GS-3642	A:36/B:30/D:53/L:129,5	
1.8 T	110/150	05/00->05/05	CV Joint		F	MT	*	engine AGU; engine AUM		GS-3185	A:36/B:30/D:53,2/L:138,5	
			CV Joint					*			GS-3676	B:30/D2:73,8/L:57,6
			CV Joint		F	AT	*	01/02->		GS-3728	A:36/B:27/D:53/L:142,5	
1.8 T	132/180	05/02->05/05	CV Joint		F	MT	*	engine AUQ		GS-3728	A:36/B:27/D:53/L:142,5	
			Drive Shaft	L	F	MT		-->ch.1J-3D019 780; -->ch.1J-3W468 500; engine AUQ		AW-4671	A:36/D:53/L:520/D2:108	
1.9 TDI	110/150	05/01->05/05	CV Joint		F	MT	*	engine ARL		GS-3728	A:36/B:27/D:53/L:142,5	
			Drive Shaft	L	F	MT		-->ch.1J-3D019 781; -->ch.1J-3W468 501; engine ARL		AW-4671	A:36/D:53/L:520/D2:108	
1.9 TDI	85/115	05/99->06/01	CV Joint		F		*	engine AJM; engine AUY		GS-3728	A:36/B:27/D:53/L:142,5	
			Drive Shaft	L	F	MT		engine AJM; engine AUY		AW-4671	A:36/D:53/L:520/D2:108	
1.9 TDI	81/110	05/99->06/01	CV Joint		F		*	engine AHF; engine ASV		GS-3185	A:36/B:30/D:53,2/L:138,5	
			CV Joint					*			GS-3676	B:30/D2:73,8/L:57,6
			Drive Shaft	L	F	MT		engine AHF; engine ASV		AW-4263	A:36/D:53,2/L:557/D2:100	
			Drive Shaft	R	F	MT		engine AHF; engine ASV		AW-4572	A:36/D:53,2/L:822/D2:100	
1.9 TDI	66/90	07/04->05/05	CV Joint			AT; MT		*			GS-3182	B:33/D2:100/L:34
			CV Joint		F		*	engine AGR		GS-3185	A:36/B:30/D:53,2/L:138,5	
			CV Joint				*			GS-3676	B:30/D2:73,8/L:57,6	
			Drive Shaft	L	F	MT		engine AGR		AW-4263	A:36/D:53,2/L:557/D2:100	
			Drive Shaft	R	F	MT		engine AGR		AW-4572	A:36/D:53,2/L:822/D2:100	

	kw/HP		Type	L/R	F/R	AT/MT			ABS			Technical Specification
1.9 TDI	74/101	09/00->05/05	CV Joint		F	MT		*	engine ATD; engine AXR		GS-3185	A:36/B:30/D:53,2/L:138,5
			CV Joint								GS-3676	B:30/D2:73,8/L:57,6
			CV Joint		F	AT		*		engine ATD	GS-3728	A:36/B:27/D:53/L:142,5
			Drive Shaft	L	F	MT				+ headlamp levelling [auto.]; ->ch.1J-2-220 000; engine ATD; engine AXR	AW-4263	A:36/D:53,2/L:557/D2:100
			Drive Shaft	R	F	MT				engine ATD; engine AXR	AW-4572	A:36/D:53,2/L:822/D2:100
1.9 TDI	96/130	11/00->05/05	CV Joint		F			*	engine ASZ	GS-3728	A:36/B:27/D:53/L:142,5	
			Drive Shaft	L	F	MT			->ch.1J-3D019 781; ->ch.1J-3W468 501; engine ASZ	AW-4671	A:36/D:53/L:520/D2:108	
1.9 TDI 4motion	110/150	05/01->05/05	CV Joint		R			*	engine ARL	GS-3642	A:36/B:30/D:53/L:129,5	
			CV Joint		F	MT		*	engine ARL	GS-3728	A:36/B:27/D:53/L:142,5	
1.9 TDI 4motion	85/115	05/99->06/01	Drive Shaft	L	F	MT			engine ARL	AW-4671	A:36/D:53/L:520/D2:108	
			CV Joint		R			*	engine AJM; engine AUY	GS-3642	A:36/B:30/D:53/L:129,5	
			CV Joint		F	MT		*	engine AJM; engine AUY	GS-3728	A:36/B:27/D:53/L:142,5	
1.9 TDI 4motion	74/101	09/00->05/05	Drive Shaft	L	F	MT			engine AJM; engine AUY	AW-4671	A:36/D:53/L:520/D2:108	
			CV Joint		R			*	engine ATD	GS-3642	A:36/B:30/D:53/L:129,5	
			CV Joint		F	MT		*		GS-3676	B:30/D2:73,8/L:57,6	
			CV Joint		F	MT		*	engine ATD	GS-3728	A:36/B:27/D:53/L:142,5	
1.9 TDI 4motion	96/130	11/00->05/05	Drive Shaft	L	F	MT			engine ATD	AW-4671	A:36/D:53/L:520/D2:108	
			CV Joint		R			*	engine ASZ	GS-3642	A:36/B:30/D:53/L:129,5	
			CV Joint		F	MT		*	engine ASZ	GS-3728	A:36/B:27/D:53/L:142,5	
2.0	85/115	05/99->05/05	Drive Shaft	L	F	MT			engine ASZ	AW-4671	A:36/D:53/L:520/D2:108	
			CV Joint		F			*	engine APK; engine AQY; engine AZH; engine AZJ	GS-3185	A:36/B:30/D:53,2/L:138,5	
			CV Joint					*		GS-3676	B:30/D2:73,8/L:57,6	
2.0 4motion	85/115	04/00->05/05	Drive Shaft	R	F	MT			engine APK; engine AQY; engine AZH; engine AZJ	AW-4572	A:36/D:53,2/L:822/D2:100	
			CV Joint		F	MT		*	engine AZH; engine AZJ	GS-3185	A:36/B:30/D:53,2/L:138,5	
			CV Joint		R			*	engine AZH; engine AZJ	GS-3642	A:36/B:30/D:53/L:129,5	
2.3 V5	110/150	05/99->10/00	CV Joint					*	engine AGZ	GS-3185	A:36/B:30/D:53,2/L:138,5	
			CV Joint		F			*		GS-3676	B:30/D2:73,8/L:57,6	
			Drive Shaft	L	F				->ch.1J-XW166 084; engine AGZ	AW-4263	A:36/D:53,2/L:557/D2:100	
2.3 V5	125/170	10/00->05/05	CV Joint		F	MT		*	engine AQN	GS-3185	A:36/B:30/D:53,2/L:138,5	
			CV Joint					*		GS-3676	B:30/D2:73,8/L:57,6	
			CV Joint		F	AT		*	engine AQN	GS-3728	A:36/B:27/D:53/L:142,5	
2.3 V5 4motion	110/150	05/99->10/00	CV Joint		R			*	engine AGZ	GS-3642	A:36/B:30/D:53/L:129,5	
			CV Joint					*		GS-3676	B:30/D2:73,8/L:57,6	
			CV Joint		F	MT		*	engine AGZ	GS-3728	A:36/B:27/D:53/L:142,5	
			Drive Shaft	L	F	MT			engine AGZ	AW-4671	A:36/D:53/L:520/D2:108	
2.3 V5 4motion	125/170	10/00->05/05	CV Joint		R			*	engine AQN	GS-3642	A:36/B:30/D:53/L:129,5	
			CV Joint					*		GS-3676	B:30/D2:73,8/L:57,6	
			CV Joint		F			*	engine AQN	GS-3728	A:36/B:27/D:53/L:142,5	
2.8 V6 4motion	150/204	05/99->05/05	Drive Shaft	L	F	MT			engine AQN	AW-4671	A:36/D:53/L:520/D2:108	
			CV Joint		R			*	engine AQP; engine AUE; engine BDE	GS-3642	A:36/B:30/D:53/L:129,5	
			CV Joint		F	MT		*	engine AQP; engine AUE; engine BDE	GS-3728	A:36/B:27/D:53/L:142,5	
CADDY I (14) 	40/55	08/82->07/92	Drive Shaft	L	F	MT			engine AQP; engine AUE; engine BDE	AW-4671	A:36/D:53/L:520/D2:108	
			CV Joint					*	ch.14-D-000062->	GS-3181	A:22/B:30/D:53/L:129,5	
			CV Joint					*	ch.14-D-000062->	GS-3181	A:22/B:30/D:53/L:129,5	
1.5	51/70	08/82->07/83	CV Joint					*	ch.14-D-000062->	GS-3181	A:22/B:30/D:53/L:129,5	
1.6	55/75	01/83->07/92	CV Joint					*	ch.14-D-000062->	GS-3181	A:22/B:30/D:53/L:129,5	
1.6 D	40/55	08/82->07/92	CV Joint					*	ch.14-D-000062->	GS-3181	A:22/B:30/D:53/L:129,5	

												Technical Specification
1.8		70/95	08/85->07/92	CV Joint			*		ch.14-D-000062->		GS-3181	A:22/B:30/D:53/L:129,5
CADDY II Box (9K9A) 												
				CV Joint	R	F		*	engine AUA		GS-3178	B:33/D2:92/L:32
1.4		55/75	08/00->01/04	CV Joint			*				GS-3181	A:22/B:30/D:53/L:129,5
				Drive Shaft	L	F			engine AUA		AW-4239	A:22/D:50/L:562/D2:92
				CV Joint			*				GS-3181	A:22/B:30/D:53/L:129,5
1.9 D		47/64	11/95->01/04	Drive Shaft	L	F			engine 1Y		AW-4241	A:22/D:53/L:539,5/D2:94
				Drive Shaft	R	F			engine 1Y		AW-4242	A:22/D:53/L:774/D2:94
				CV Joint			*				GS-3181	A:22/B:30/D:53/L:129,5
1.9 SDI		47/64	11/95->01/04	Drive Shaft	L	F					AW-4241	A:22/D:53/L:539,5/D2:94
				Drive Shaft	R	F					AW-4242	A:22/D:53/L:774/D2:94
				CV Joint	L	F		*			GS-3175	B:33/D2:100/L:34
1.9 TDI		66/90	09/96->01/04	CV Joint	R	F		*			GS-3182	B:33/D2:100/L:34
				CV Joint			*				GS-3183	A:22/B:30/D:53,2/L:139
				Drive Shaft	R	F			engine 1Z; engine AHU		AW-4244	A:22/D:53,2/L:769/D2:100
				CV Joint	R	F		*	engine AEX; engine APQ; engine AUD		GS-3178	B:33/D2:92/L:32
60 1.4		44/60	11/95->01/04	CV Joint			*				GS-3181	A:22/B:30/D:53/L:129,5
				Drive Shaft	L	F			engine AEX; engine APQ; engine AUD		AW-4239	A:22/D:50/L:562/D2:92
				CV Joint	R	F		*	engine AEE		GS-3178	B:33/D2:92/L:32
75 1.6		55/75	11/95->09/00	CV Joint			*				GS-3181	A:22/B:30/D:53/L:129,5
				Drive Shaft	L	F			engine AEE		AW-4239	A:22/D:50/L:562/D2:92
				CV Joint			*				GS-3181	A:22/B:30/D:53/L:129,5
75 1.6		55/75	11/95->05/97	CV Joint			*				GS-4015	A:22/B:21/D:51,2/L:133,5
				Drive Shaft	L	F			engine 1F		AW-4241	A:22/D:53/L:539,5/D2:94
CADDY II Estate (9K9B) 												
				CV Joint	R	F		*	engine AEX; engine AKV; engine APQ; engine AUD		GS-3178	B:33/D2:92/L:32
1.4		44/60	11/95->01/04	CV Joint			*				GS-3181	A:22/B:30/D:53/L:129,5
				Drive Shaft	L	F			engine AEX; engine AKV; engine APQ; engine AUD		AW-4239	A:22/D:50/L:562/D2:92
				CV Joint	R	F		*	engine AUA		GS-3178	B:33/D2:92/L:32
1.4 16V		55/75	08/00->01/04	CV Joint			*		engine AUA		GS-3181	A:22/B:30/D:53/L:129,5
				Drive Shaft	L	F			engine AUA		AW-4239	A:22/D:50/L:562/D2:92
				CV Joint	R	F		*	engine AEE		GS-3178	B:33/D2:92/L:32
1.6		55/75	06/97->09/00	CV Joint			*				GS-3181	A:22/B:30/D:53/L:129,5
				Drive Shaft	L	F			engine AEE		AW-4239	A:22/D:50/L:562/D2:92
				CV Joint			*				GS-3181	A:22/B:30/D:53/L:129,5
1.6		55/75	11/95->05/97	Drive Shaft	L	F			engine 1F		AW-4241	A:22/D:53/L:539,5/D2:94
				CV Joint			*				GS-3181	A:22/B:30/D:53/L:129,5
1.9 D		47/64	11/95->01/04	Drive Shaft	L	F			engine 1Y		AW-4241	A:22/D:53/L:539,5/D2:94
				Drive Shaft	R	F			engine 1Y		AW-4242	A:22/D:53/L:774/D2:94
				CV Joint			*				GS-3181	A:22/B:30/D:53/L:129,5
1.9 SDI		47/64	11/95->01/04	Drive Shaft	L	F					AW-4241	A:22/D:53/L:539,5/D2:94
				Drive Shaft	R	F					AW-4242	A:22/D:53/L:774/D2:94
				CV Joint	L	F		*			GS-3175	B:33/D2:100/L:34
1.9 TDI		66/90	10/96->01/04	CV Joint	R	F		*			GS-3182	B:33/D2:100/L:34
				CV Joint			*				GS-3183	A:22/B:30/D:53,2/L:139
				Drive Shaft	R	F			engine AHU; engine ALE		AW-4244	A:22/D:53,2/L:769/D2:100



KW/HP



Type

L/R F/R

AT/MT



ABS



Technical Specification

CADDY II Pickup (9U7)












1.6	55/75	06/96->12/00	CV Joint	R	F		*		GS-3178	B:33/D2:92/L:32
			CV Joint	L; R	F	MT	*		GS-3259	A:22/B:30/D:40/L:154,7
			Drive Shaft	L	F				AW-4239	A:22/D:50/L:562/D2:92
1.9 D	47/64	06/96->12/00	CV Joint	L; R	F	MT	*		GS-3259	A:22/B:30/D:40/L:154,7














CADDY III Box (2KA, 2KH, 2CA, 2CH)

1.2 TSI	63/86	09/10->	CV Joint	L	F		*		GS-3941	A:36/B:27/D:59,5/L:106
1.2 TSI	77/105	09/10->	CV Joint	L	F		*		GS-3941	A:36/B:27/D:59,5/L:106
1.4	55/75	03/04->05/06	CV Joint		F	MT	*	engine BCA	GS-3935	A:36/B:30/D:59,5/L:95,5
1.4	59/80	05/06->08/10	CV Joint		F		*		GS-3935	A:36/B:30/D:59,5/L:95,5
1.6	75/102	04/04->	CV Joint				*		GS-3934	A:26/B:32/D:31/L:153,5
			CV Joint	L; R	F	5MT	*	--09/07; 09/07->; engine BGU; engine BSE; engine BSF; MD PR-0E1; MD PR-0E1 + F0A; MD PR-0E2; MD Wheelbase 2682 mm; MD Wheelbase 3002 mm	GS-3935	A:36/B:30/D:59,5/L:95,5
			CV Joint	L	F		*	09/07->; engine BSE; engine BSF; MD PR-0E1; MD PR-0E2; MD wheelbase 2682 mm; MD Wheelbase 3002 mm	GS-3941	A:36/B:27/D:59,5/L:106
1.6 TDI	55/75	08/10->	Drive Shaft	R	F	6AT			AW-4832	A:36/B:26/D:59,5/L:884
			CV Joint		F		*	conversions	GS-3941	A:36/B:27/D:59,5/L:106
1.6 TDI	75/102	08/10->	CV Joint		F		*	conversions	GS-4011	A:36/B:27/D:59,5/L:105
			CV Joint	R	F		*		GS-3941	A:36/B:27/D:59,5/L:106
1.6 TDI	75/102	08/10->	CV Joint	L	F	5MT	*	ch.2K-B-200 001->	GS-4011	A:36/B:27/D:59,5/L:105
			CV Joint		F	MT	*	engine BJB	GS-3941	A:36/B:27/D:59,5/L:106
1.9 TDI	77/105	04/04->08/10	CV Joint		F		*		GS-3957	B:34/L:85
			CV Joint		F		*	--05/09	GS-3941	A:36/B:27/D:59,5/L:106
1.9 TDI	55/75	09/05->08/10	CV Joint	L	F		*	05/09->	GS-4011	A:36/B:27/D:59,5/L:105
			CV Joint		F		*		GS-3941	A:36/B:27/D:59,5/L:106
1.9 TDI 4motion	77/105	11/08->08/10	CV Joint		F		*		GS-3941	A:36/B:27/D:59,5/L:106
2.0 EcoFuel	80/109	04/06->	CV Joint		F		*		GS-3935	A:36/B:30/D:59,5/L:95,5
2.0 SDI	51/70	03/04->08/10	CV Joint		F	MT	*	engine BDJ	GS-3935	A:36/B:30/D:59,5/L:95,5
			CV Joint		F		*	09/07->; ch.2K8035370->	GS-3941	A:36/B:27/D:59,5/L:106
2.0 TDI	81/110	08/10->	CV Joint	R	F		*		GS-3941	A:36/B:27/D:59,5/L:106
2.0 TDI 16V	103/140	11/10->	CV Joint		F	6AT	*		GS-4011	A:36/B:27/D:59,5/L:105
2.0 TDI 4motion	81/110	08/10->	CV Joint		F		*		GS-3941	A:36/B:27/D:59,5/L:106

CADDY III Estate (2KB, 2KJ, 2CB, 2CJ)

1.2 TSI	63/86	09/10->	CV Joint	L	F		*		GS-3941	A:36/B:27/D:59,5/L:106
1.2 TSI	77/105	09/10->	CV Joint	L	F		*		GS-3941	A:36/B:27/D:59,5/L:106
1.4	55/75	03/04->05/06	CV Joint		F	MT	*	engine BCA	GS-3935	A:36/B:30/D:59,5/L:95,5
1.4	59/80	05/06->08/10	CV Joint		F		*		GS-3935	A:36/B:30/D:59,5/L:95,5
1.6	75/102	04/04->	CV Joint				*		GS-3934	A:26/B:32/D:31/L:153,5
			CV Joint	L; R	F	5MT	*	--09/07; 09/07->; engine BGU; engine BSE; engine BSF; MD PR-0E1; MD PR-0E1 + F0A; MD PR-0E2; MD wheelbase 2682 mm; MD Wheelbase 3002 mm	GS-3935	A:36/B:30/D:59,5/L:95,5
			CV Joint	L	F		*	09/07->; engine BSE; engine BSF; MD PR-0E1; MD PR-0E2; MD wheelbase 2682 mm; MD Wheelbase 3002 mm	GS-3941	A:36/B:27/D:59,5/L:106
1.6 TDI	55/75	08/10->	Drive Shaft	R	F	6AT			AW-4832	A:36/B:26/D:59,5/L:884
			CV Joint		F		*		GS-3941	A:36/B:27/D:59,5/L:106
1.6 TDI	75/102	08/10->	CV Joint	R	F		*		GS-3941	A:36/B:27/D:59,5/L:106
			CV Joint	L	F	5MT	*	ch.2K-B-200 001->	GS-4011	A:36/B:27/D:59,5/L:105
1.9 TDI	77/105	04/04->08/10	CV Joint		F	MT	*	engine BJB	GS-3941	A:36/B:27/D:59,5/L:106
			CV Joint				*		GS-3957	B:34/L:85

	kw/HP		Type	L/R	F/R	AT/MT			ABS			Technical Specification
1.9 TDI	55/75	09/05->08/10	CV Joint		F	MT	*				GS-3941	A:36/B:27/D:59,5/L:106
1.9 TDI 4motion	77/105	05/08->08/10	CV Joint		F		*		11/08->		GS-3941	A:36/B:27/D:59,5/L:106
			CV Joint				*				GS-3957	B:34/L:85
2.0 EcoFuel	80/109	04/06->	CV Joint		F		*		->08/10		GS-3935	A:36/B:30/D:59,5/L:95,5
2.0 SDI	51/70	03/04->08/10	CV Joint		F	MT	*		engine BDJ		GS-3935	A:36/B:30/D:59,5/L:95,5
2.0 TDI	81/110	08/10->	CV Joint	R	F		*				GS-3941	A:36/B:27/D:59,5/L:106
2.0 TDI 16V	103/140	11/10->	CV Joint		F	6AT	*				GS-4011	A:36/B:27/D:59,5/L:105
2.0 TDI 4motion	81/110	08/10->	CV Joint		F		*				GS-3941	A:36/B:27/D:59,5/L:106
CC [358] 												
1.8 TSI	118/160	11/11->	CV Joint		F		*				GS-3941	A:36/B:27/D:59,5/L:106
CORRADO [53i] 												
1.8 16V	100/136	04/89->07/92	CV Joint	L; R	F	MT	*				GS-3170	B:33/L:34
			CV Joint			AT; MT	*		->ch.50-R-002000; ch.50-K-006794->		GS-3183	A:22/B:30/D:53,2/L:139
1.8 G60	118/160	09/88->09/93	CV Joint	L; R	F	AT; MT	*				GS-3170	B:33/L:34
			CV Joint			AT; MT	*		->ch.50-R-002000; ch.50-K-006794->		GS-3183	A:22/B:30/D:53,2/L:139
2.0 i	85/115	04/93->12/95	CV Joint	L; R	F	AT; MT	*		->05/95		GS-3170	B:33/L:34
			CV Joint			AT; MT	*		ch.50-N-000001->		GS-3183	A:22/B:30/D:53,2/L:139
2.0 i 16V	100/136	08/91->12/95	CV Joint	L; R	F	AT; MT	*		->05/95		GS-3170	B:33/L:34
			CV Joint			AT; MT	*		ch.50-N-000001->		GS-3183	A:22/B:30/D:53,2/L:139
2.9 VR6	140/190	08/91->12/95	CV Joint	L; R	F	AT; MT	*		->05/95		GS-3170	B:33/L:34
			CV Joint	L	F	AT; MT	*		+ plain spring disc		GS-3175	B:33/D2:100/L:34
			CV Joint	R	F	AT; MT	*		+ serrated spring disc		GS-3182	B:33/D2:100/L:34
CV Joint		F		*		engine ABV		GS-3185	A:36/B:30/D:53,2/L:138,5			
DERBY [86] 												
0.9	29/40	02/77->09/81	CV Joint		F		*				GS-3178	B:33/D2:92/L:32
1.1	37/50	02/77->09/81	CV Joint		F		*				GS-3178	B:33/D2:92/L:32
1.3	44/60	02/77->09/81	CV Joint		F		*				GS-3178	B:33/D2:92/L:32
DERBY [86C, 80] 												
1.0	29/40	10/81->12/84	CV Joint		F		*				GS-3178	B:33/D2:92/L:32
1.1	37/50	10/81->07/83	CV Joint		F		*				GS-3178	B:33/D2:92/L:32
1.3	44/60	08/81->07/83	CV Joint		F		*				GS-3178	B:33/D2:92/L:32
1.3	40/55	08/83->12/84	CV Joint		F		*				GS-3178	B:33/D2:92/L:32
1.3	55/75	09/82->12/84	CV Joint		F		*				GS-3178	B:33/D2:92/L:32
EOS [1F7, 1F8] 												
1.4 TSI	118/160	05/08->	CV Joint		F		*		->11/10		GS-3935	A:36/B:30/D:59,5/L:95,5
1.4 TSI	90/122	11/07->	CV Joint		F		*		->11/10		GS-3935	A:36/B:30/D:59,5/L:95,5
1.6 FSI	85/115	06/06->05/08	CV Joint		F	6MT	*		engine BLF		GS-3935	A:36/B:30/D:59,5/L:95,5
			CV Joint				*				GS-3934	A:26/B:32/D:31/L:153,5
2.0 FSI	110/150	03/06->05/08	CV Joint		F	6MT	*		engine BVY; engine BVZ		GS-3935	A:36/B:30/D:59,5/L:95,5
			Drive Shaft	R	F	6AT					AW-4832	A:36/B:26/D:59,5/L:884
2.0 TDI	103/140	06/06->05/08	CV Joint		F		*				GS-3941	A:36/B:27/D:59,5/L:106
2.0 TDI	100/136	11/10->	CV Joint		F		*				GS-3941	A:36/B:27/D:59,5/L:106
2.0 TDI 16V	103/140	05/08->	CV Joint		F		*		->11/10		GS-3941	A:36/B:27/D:59,5/L:106

												Technical Specification
2.0 TFSI	147/200	03/06->	CV Joint		F			*	engine BWA		GS-3941	A:36/B:27/D:59,5/L:106
2.0 TSI	155/210	11/09->	CV Joint		F			*	--12/09		GS-3941	A:36/B:27/D:59,5/L:106
3.2 V6	184/250	06/06->05/09	CV Joint					*			GS-3957	B:34/L:85
			CV Joint		F	6AT		*			GS-4011	A:36/B:27/D:59,5/L:105
FOX (5Z1, 5Z3) 												
1.2	40/55	04/05->	CV Joint		F	MT		*	- ABS; - PS		GS-3139	A:22/B:30/D:51/L:129,8
			CV Joint		F			*			GS-3790	A:20/B:30/D:52/L:109
			CV Joint		F			*			GS-4009	A:36/B:30/D:52/L:123
			Drive Shaft	L	F					MD PR-1N0	AW-4713	A:36/D:50,7/L:501/D2:94
			Drive Shaft	R	F					MD PR-1N0	AW-4714	A:36/D:50,7/L:751/D2:96
1.4	55/75	04/05->	CV Joint		F	MT		*	- ABS; - PS		GS-3139	A:22/B:30/D:51/L:129,8
			CV Joint		F			*			GS-4009	A:36/B:30/D:52/L:123
1.4 TDI	51/70	04/05->	CV Joint		F			*	engine BNM		GS-3788	A:36/B:30/D:50,75/L:113,5
			Drive Shaft	R	F	MT				engine BNM	AW-4714	A:36/D:50,7/L:751/D2:96
GOLF I (17) 												
1.1	37/50	04/74->07/83	CV Joint	L	F			*			GS-3178	B:33/D2:92/L:32
			CV Joint					*			GS-3179	A:22/B:30/D:50/L:128,5
			CV Joint			MT		*	ch.17A0360001->		GS-3180	A:22/B:30/D:50/L:128,5
1.1	38/52	08/76->07/80	CV Joint	L	F			*			GS-3178	B:33/D2:92/L:32
			CV Joint			MT		*	ch.17A0360001->		GS-3180	A:22/B:30/D:50/L:128,5
1.3	44/60	08/79->07/83	CV Joint	L	F			*			GS-3178	B:33/D2:92/L:32
			CV Joint					*			GS-3179	A:22/B:30/D:50/L:128,5
			CV Joint			MT		*	--03/80		GS-3180	A:22/B:30/D:50/L:128,5
1.5	51/70	04/74->12/75	CV Joint			AT; MT		*	--ch.17D641909; ch.17A0116213->		GS-3180	A:22/B:30/D:50/L:128,5
1.5	51/70	08/77->07/83	CV Joint					*			GS-3179	A:22/B:30/D:50/L:128,5
			CV Joint			AT; MT		*	ch.17-A-0360001->		GS-3180	A:22/B:30/D:50/L:128,5
1.5 D	37/50	08/76->07/80	CV Joint			MT		*	ch.17-A-0116213->		GS-3180	A:22/B:30/D:50/L:128,5
1.6	55/75	01/83->02/84	CV Joint	L	F			*	ch.15J001800->		GS-3175	B:33/D2:100/L:34
			CV Joint			AT; MT		*	--ch.15J001799		GS-3181	A:22/B:30/D:53/L:129,5
			CV Joint	R	F			*	ch.15J001800->		GS-3182	B:33/D2:100/L:34
			CV Joint					*	ch.15J001800->		GS-3183	A:22/B:30/D:53,2/L:139
1.6	55/75	08/75->02/84	CV Joint			AT; MT		*			GS-3179	A:22/B:30/D:50/L:128,5
			CV Joint			AT; MT		*	ch.17-A-0360001->		GS-3180	A:22/B:30/D:50/L:128,5
1.6 D	40/54	08/80->07/83	CV Joint			MT		*			GS-3180	A:22/B:30/D:50/L:128,5
1.6 GTI	81/110	08/76->07/82	CV Joint					*			GS-3179	A:22/B:30/D:50/L:128,5
			CV Joint			MT		*			GS-3181	A:22/B:30/D:53/L:129,5
1.6 TD	51/70	03/82->07/83	CV Joint			MT		*			GS-3180	A:22/B:30/D:50/L:128,5
1.8 GTI	82/112	08/82->12/83	CV Joint			MT		*			GS-3181	A:22/B:30/D:53/L:129,5
GOLF I Cabriolet (155) 												
1.5	51/70	01/79->11/83	CV Joint					*			GS-3179	A:22/B:30/D:50/L:128,5
			CV Joint			AT; MT		*	--ch.17D641909; ch.15-A-0807001->; ch.17A0116213->		GS-3180	A:22/B:30/D:50/L:128,5



kW/HP



Type

L/R

F/R

AT/MT



ABS



Technical Specification

1.6	53/72	04/86->02/90	CV Joint	L; R	F	MT	*	ch.15-J-001800->	GS-3170	B:33/L:34
			CV Joint	L	F		*		GS-3175	B:33/D2:100/L:34
			CV Joint			AT; MT	*		GS-3181	A:22/B:30/D:53/L:129,5
			CV Joint	R	F		*		GS-3182	B:33/D2:100/L:34
			CV Joint				*		GS-3183	A:22/B:30/D:53,2/L:139
			Drive Shaft	L	F			engine RE	AW-4241	A:22/D:53/L:539,5/D2:94
1.6	81/110	08/79->07/82	CV Joint				*		GS-3179	A:22/B:30/D:50/L:128,5
			CV Joint				*		GS-3181	A:22/B:30/D:53/L:129,5
1.6	55/75	08/83->04/92	CV Joint	L; R	F	MT	*	->07/86; ch.15-J-001800->	GS-3170	B:33/L:34
			CV Joint	L	F		*		GS-3175	B:33/D2:100/L:34
			CV Joint			AT; MT	*		GS-3181	A:22/B:30/D:53/L:129,5
			CV Joint	R	F		*		GS-3182	B:33/D2:100/L:34
			CV Joint				*		GS-3183	A:22/B:30/D:53,2/L:139
			Drive Shaft	L	F			engine EW	AW-4241	A:22/D:53/L:539,5/D2:94
1.8	82/112	08/82->12/89	CV Joint	L; R	F	MT	*	ch.15-F-000001->	GS-3170	B:33/L:34
			CV Joint	L	F		*	ch.15-F-000001->	GS-3175	B:33/D2:100/L:34
			CV Joint				*	->ch.15-E-035000; ch.15-F-000001->	GS-3181	A:22/B:30/D:53/L:129,5
			CV Joint	R	F		*	ch.15-F-000001->	GS-3182	B:33/D2:100/L:34
			CV Joint				*	->ch.15N040000; ch.15F000001->	GS-3183	A:22/B:30/D:53,2/L:139
1.8	66/90	08/83->09/92	CV Joint	L; R	F	MT	*	ch.15-J-001800->	GS-3170	B:33/L:34
			CV Joint	L	F		*		GS-3175	B:33/D2:100/L:34
			CV Joint			AT; MT	*		GS-3181	A:22/B:30/D:53/L:129,5
			CV Joint	R	F		*		GS-3182	B:33/D2:100/L:34
			CV Joint				*		GS-3183	A:22/B:30/D:53,2/L:139
			Drive Shaft	L	F	AT; MT		->ch.15-J-001 799; ->ch.15-K-035 000; engine EX	AW-4241	A:22/D:53/L:539,5/D2:94
1.8	70/95	08/83->04/93	CV Joint	L; R	F	MT	*	ch.15-J-001800->	GS-3170	B:33/L:34
			CV Joint	L	F		*	->ch.15P040000; 08/87->; ch.15J001800->	GS-3175	B:33/D2:100/L:34
			CV Joint			AT; MT	*	->ch.15P0400000; ch.150->	GS-3181	A:22/B:30/D:53/L:129,5
			CV Joint	R	F		*	->ch.15P040000; 08/87->; ch.15J001800->	GS-3182	B:33/D2:100/L:34
			CV Joint				*	->ch.15P040000; ch.15J001800->	GS-3183	A:22/B:30/D:53,2/L:139
			Drive Shaft	L	F	AT		->ch.15-K-035 000; engine JH	AW-4241	A:22/D:53/L:539,5/D2:94
1.8	72/98	08/89->03/93	CV Joint	L; R	F	MT	*		GS-3170	B:33/L:34
			CV Joint	L	F		*		GS-3175	B:33/D2:100/L:34
			CV Joint			AT; MT	*		GS-3181	A:22/B:30/D:53/L:129,5
			CV Joint	R	F		*		GS-3182	B:33/D2:100/L:34
			CV Joint				*	GS-3183	A:22/B:30/D:53,2/L:139	
GOLF II (19E, 1G1)										
1.0	37/50	08/85->10/91	CV Joint			MT	*		GS-3181	A:22/B:30/D:53/L:129,5
			Drive Shaft	L	F			engine HZ	AW-4239	A:22/D:50/L:562/D2:92
			Drive Shaft	R	F			engine HZ	AW-4242	A:22/D:53/L:774/D2:94
1.0	33/45	11/83->08/85	CV Joint			MT	*		GS-3181	A:22/B:30/D:53/L:129,5
			Drive Shaft	L	F			engine GN	AW-4239	A:22/D:50/L:562/D2:92
			Drive Shaft	R	F			engine GN	AW-4242	A:22/D:53/L:774/D2:94
1.3	40/55	08/83->06/87	Drive Shaft	L	F			engine HK; engine MH	AW-4239	A:22/D:50/L:562/D2:92
			Drive Shaft	R	F			engine HK; engine MH	AW-4242	A:22/D:53/L:774/D2:94



kW/HP



Type

L/R

F/R

AT/MT

















ABS










Technical Specification

1.3 CAT	40/55	06/86->12/92	CV Joint			MT	*	->ch.1GN300000; ch.17D641910->	GS-3181	A:22/B:30/D:53/L:129,5
			Drive Shaft	L	F			engine 2G; engine MH; engine NZ	AW-4239	A:22/D:50/L:562/D2:92
			Drive Shaft	R	F			engine 2G; engine MH; engine NZ	AW-4242	A:22/D:53/L:774/D2:94
1.6	53/72	02/86->10/91	CV Joint			AT; MT	*		GS-3181	A:22/B:30/D:53/L:129,5
			Drive Shaft	L	F			engine RF	AW-4241	A:22/D:53/L:539,5/D2:94
			Drive Shaft	R	F			engine RF	AW-4242	A:22/D:53/L:774/D2:94
1.6	55/75	08/83->07/92	CV Joint			AT; MT	*		GS-3181	A:22/B:30/D:53/L:129,5
			Drive Shaft	L	F			engine ABN; engine EZ	AW-4241	A:22/D:53/L:539,5/D2:94
			Drive Shaft	R	F			engine ABN; engine EZ	AW-4242	A:22/D:53/L:774/D2:94
1.6	51/70	10/86->12/92	CV Joint			AT; MT	*		GS-3181	A:22/B:30/D:53/L:129,5
			Drive Shaft	L	F			engine PN	AW-4241	A:22/D:53/L:539,5/D2:94
			Drive Shaft	R	F			engine PN	AW-4242	A:22/D:53/L:774/D2:94
1.6 D	40/54	08/83->10/91	CV Joint			MT	*		GS-3181	A:22/B:30/D:53/L:129,5
			Drive Shaft	L	F			engine JP	AW-4241	A:22/D:53/L:539,5/D2:94
			Drive Shaft	R	F			engine JP	AW-4242	A:22/D:53/L:774/D2:94
1.6 TD	59/80	04/89->10/91	CV Joint			MT	*		GS-3181	A:22/B:30/D:53/L:129,5
			Drive Shaft	L	F			engine RA; engine SB	AW-4241	A:22/D:53/L:539,5/D2:94
			Drive Shaft	R	F			engine RA; engine SB	AW-4242	A:22/D:53/L:774/D2:94
1.6 TD	51/70	08/83->10/91	CV Joint			MT	*		GS-3181	A:22/B:30/D:53/L:129,5
			Drive Shaft	L	F			engine JR	AW-4241	A:22/D:53/L:539,5/D2:94
			Drive Shaft	R	F			engine JR	AW-4242	A:22/D:53/L:774/D2:94
1.6 TD	44/60	08/89->10/91	CV Joint			MT	*		GS-3181	A:22/B:30/D:53/L:129,5
			Drive Shaft	L	F			engine 1V	AW-4241	A:22/D:53/L:539,5/D2:94
			Drive Shaft	R	F			engine 1V	AW-4242	A:22/D:53/L:774/D2:94
1.8	66/90	08/84->10/91	CV Joint	L; R	F	MT	*	->ch.1G-N-158228; ch.1G-L-000001->	GS-3170	B:33/L:34
			CV Joint	L	F	MT	*	01/91->; ch.1HN000001->	GS-3175	B:33/D2:100/L:34
			CV Joint	R	F		*	01/90->; engine GU	GS-3178	B:33/D2:92/L:32
			CV Joint			AT; MT	*		GS-3181	A:22/B:30/D:53/L:129,5
			CV Joint			MT	*	01/91->; ch.1HN000001->; FWD	GS-3182	B:33/D2:100/L:34
			CV Joint			MT	*	ch.1HN000001->	GS-3183	A:22/B:30/D:53,2/L:139
			Drive Shaft	L	F			->12/89; engine GU; engine GX	AW-4241	A:22/D:53/L:539,5/D2:94
			Drive Shaft	R	F			->12/89; engine GU; engine GX	AW-4242	A:22/D:53/L:774/D2:94
			Drive Shaft	R	F			01/90->; engine GU	AW-4244	A:22/D:53,2/L:769/D2:100
1.8	62/84	08/86->01/90	CV Joint	L; R	F	MT	*	->ch.1G-N-158228; ch.1G-L-000001->	GS-3170	B:33/L:34
			CV Joint			MT	*	->ch.1G-K-990000	GS-3181	A:22/B:30/D:53/L:129,5
			Drive Shaft	L	F			engine RH	AW-4241	A:22/D:53/L:539,5/D2:94
1.8 GTI	77/105	01/85->07/85	Drive Shaft	R	F			engine RH	AW-4242	A:22/D:53/L:774/D2:94
			CV Joint	R	F		*	engine HT	GS-3178	B:33/D2:92/L:32
			Drive Shaft	R	F			engine HT	AW-4244	A:22/D:53,2/L:769/D2:100
1.8 GTI	82/112	08/83->10/91	CV Joint	L; R	F	MT	*	01/84->	GS-3170	B:33/L:34
			CV Joint	L	F	MT	*		GS-3175	B:33/D2:100/L:34
			CV Joint	R	F		*	engine EV; engine PB	GS-3178	B:33/D2:92/L:32
			CV Joint	R	F	MT	*		GS-3182	B:33/D2:100/L:34
			CV Joint			MT	*		GS-3183	A:22/B:30/D:53,2/L:139
			Drive Shaft	R	F			engine EV; engine PB	AW-4244	A:22/D:53,2/L:769/D2:100

				Type	L/R	F/R	AT/MT			ABS			Technical Specification
1.8 GTI	79/107	08/85->10/87	CV Joint	L; R	F	MT		*				GS-3170	B:33/L:34
			CV Joint	L	F	MT		*				GS-3175	B:33/D2:100/L:34
			CV Joint	R	F			*	engine RD			GS-3178	B:33/D2:92/L:32
			CV Joint	R	F	MT		*				GS-3182	B:33/D2:100/L:34
			CV Joint			MT		*				GS-3183	A:22/B:30/D:53,2/L:139
1.8 GTI 16V	95/129	02/86->10/91	Drive Shaft	R	F					engine RD		AW-4244	A:22/D:53,2/L:769/D2:100
			CV Joint	L; R	F	MT		*				GS-3170	B:33/L:34
			CV Joint	L	F	MT		*	+ plain spring disc			GS-3175	B:33/D2:100/L:34
			CV Joint	R	F			*	engine PL			GS-3178	B:33/D2:92/L:32
			CV Joint	R	F	MT		*	+ serrated spring disc			GS-3182	B:33/D2:100/L:34
1.8 GTI 16V	102/139	02/86->06/90	CV Joint			MT		*				GS-3183	A:22/B:30/D:53,2/L:139
			Drive Shaft	R	F				engine PL			AW-4244	A:22/D:53,2/L:769/D2:100
			CV Joint	L; R	F	MT		*				GS-3170	B:33/L:34
			CV Joint	L	F	MT		*	+ plain spring disc			GS-3175	B:33/D2:100/L:34
			CV Joint	R	F			*	engine KR			GS-3178	B:33/D2:92/L:32
1.8 GTI CAT	79/107	01/87->10/91	CV Joint	R	F	MT		*	+ serrated spring disc			GS-3182	B:33/D2:100/L:34
			CV Joint	R	F			*	engine KR			GS-3178	B:33/D2:92/L:32
			CV Joint	R	F	MT		*	+ serrated spring disc			GS-3182	B:33/D2:100/L:34
			CV Joint			MT		*				GS-3183	A:22/B:30/D:53,2/L:139
			Drive Shaft	R	F				engine KR			AW-4244	A:22/D:53,2/L:769/D2:100
1.8 GTI G60	118/160	04/90->07/91	CV Joint	L; R	F	AT; MT		*				GS-3170	B:33/L:34
			CV Joint	L; R	F	AT; MT		*	->07/91			GS-3170	B:33/L:34
			CV Joint	R	F			*	engine 1H; engine PG			GS-3178	B:33/D2:92/L:32
			Drive Shaft	R	F				engine 1H; engine PG			AW-4244	A:22/D:53,2/L:769/D2:100
			CV Joint	L; R	F	MT		*	->ch.1G-N-158228; ch.1G-L-000001->			GS-3170	B:33/L:34
1.8 i CAT	66/90	08/87->10/91	CV Joint	L	F	MT		*	01/91->; ch.1HN000001->			GS-3175	B:33/D2:100/L:34
			CV Joint	R	F			*	01/90->; engine RP			GS-3178	B:33/D2:92/L:32
			CV Joint			AT; MT		*				GS-3181	A:22/B:30/D:53/L:129,5
			CV Joint			MT		*	01/91->; ch.1HN000001->; FWD			GS-3182	B:33/D2:100/L:34
			CV Joint			MT		*	ch.1HN000001->			GS-3183	A:22/B:30/D:53,2/L:139
			Drive Shaft	L	F				->12/89; engine GX; engine RP			AW-4241	A:22/D:53/L:539,5/D2:94
			Drive Shaft	R	F				->12/89; engine GX; engine RP			AW-4242	A:22/D:53/L:774/D2:94
			Drive Shaft	R	F				01/90->; engine RP			AW-4244	A:22/D:53,2/L:769/D2:100
			CV Joint	L; R	F	MT		*	ch.#1G-L-000001			GS-3170	B:33/L:34
			CV Joint	L	F	MT		*	01/91->; ch.1HN000001->			GS-3175	B:33/D2:100/L:34
1.8 i Syncro CAT	66/90	08/87->10/91	CV Joint			AT; MT		*	->01/90			GS-3181	A:22/B:30/D:53/L:129,5
			CV Joint			MT		*	01/91->; ch.1HN000001->; FWD			GS-3182	B:33/D2:100/L:34
			CV Joint			MT		*	01/91->; ch.1HN000001->			GS-3183	A:22/B:30/D:53,2/L:139
			Drive Shaft	L	F				engine RH			AW-4241	A:22/D:53/L:539,5/D2:94

	kw/HP		Type	L/R	F/R	AT/MT			ABS			Technical Specification			
1.8 Syncro	66/90	02/86->07/91	CV Joint	L; R	F	MT		*	ch.#1G-L-000001		GS-3170	B:33/L:34			
			CV Joint	L	F	MT		*	ch.1G-L-000001->; FWD		GS-3175	B:33/D2:100/L:34			
			CV Joint			MT		*	->ch.1G-K-990000; FWD		GS-3181	A:22/B:30/D:53/L:129,5			
			CV Joint	R	F	MT		*	ch.1G-L-000001->; FWD		GS-3182	B:33/D2:100/L:34			
			CV Joint			MT		*	ch.1G-L-000001->; FWD		GS-3183	A:22/B:30/D:53,2/L:139			
			Drive Shaft	L	F						->ch.1G-K-990 000; engine GU; engine GX		AW-4241	A:22/D:53/L:539,5/D2:94	
1.8 Syncro	62/84	08/87->07/88	CV Joint			AT; MT		*			GS-3181	A:22/B:30/D:53/L:129,5			
			CV Joint	L; R	F	MT		*	ch.#1G-L-000001		GS-3170	B:33/L:34			
			CV Joint	L	F	MT		*	ch.1G-L-000001->; FWD		GS-3175	B:33/D2:100/L:34			
			CV Joint			MT		*	->ch.1G-K-990000; FWD		GS-3181	A:22/B:30/D:53/L:129,5			
			CV Joint	R	F	MT		*	ch.1G-L-000001->; FWD		GS-3182	B:33/D2:100/L:34			
			CV Joint			MT		*	ch.1G-L-000001->; FWD		GS-3183	A:22/B:30/D:53,2/L:139			
1.8 Syncro	72/98	08/88->07/91	Drive Shaft	L	F				->ch.1G-K-990 000; engine 1P		AW-4241	A:22/D:53/L:539,5/D2:94			
			GOLF III (1H1) 												
			1.4	44/60	10/91->08/97	CV Joint		F			*	engine ABD		GS-3178	B:33/D2:92/L:32
						CV Joint			MT		*			GS-3181	A:22/B:30/D:53/L:129,5
			1.4	40/55	11/91->08/97	Drive Shaft	L	F				engine AEX		AW-4239	A:22/D:50/L:562/D2:92
						CV Joint		F			*	engine ABD		GS-3178	B:33/D2:92/L:32
1.4	40/55	11/91->08/97	CV Joint			MT		*	->ch.1H-SP-70000		GS-3181	A:22/B:30/D:53/L:129,5			
			Drive Shaft	L	F				engine AEX		AW-4239	A:22/D:50/L:562/D2:92			
1.6	74/101	07/95->08/97	CV Joint			MT		*	ch.1H-S-180001->		GS-3181	A:22/B:30/D:53/L:129,5			
			CV Joint			AT		*			GS-3183	A:22/B:30/D:53,2/L:139			
1.6	55/75	09/92->08/97	Drive Shaft	L	F	MT			engine AEK; engine AFT; engine AKS		AW-4239	A:22/D:50/L:562/D2:92			
			CV Joint		F	MT		*	engine ABU		GS-3178	B:33/D2:92/L:32			
1.6	55/75	09/92->08/97	CV Joint			MT		*			GS-3181	A:22/B:30/D:53/L:129,5			
			Drive Shaft	L	F	MT			engine AEA; engine AEE		AW-4239	A:22/D:50/L:562/D2:92			
1.8	55/75	11/91->08/97	CV Joint	L; R	F	MT		*			GS-3170	B:33/L:34			
			CV Joint	L	F	AT; MT		*			GS-3175	B:33/D2:100/L:34			
			CV Joint	R	F	AT; MT		*			GS-3182	B:33/D2:100/L:34			
			CV Joint			AT; MT		*	->ch.1H-R-9900000		GS-3183	A:22/B:30/D:53,2/L:139			
1.8	66/90	11/91->08/97	Drive Shaft	L	F	MT			engine AAM		AW-4245	A:22/D:53,2/L:557/D2:100			
			CV Joint	L; R	F	MT		*			GS-3170	B:33/L:34			
			CV Joint	L	F	AT; MT		*			GS-3175	B:33/D2:100/L:34			
			CV Joint	R	F	AT; MT		*			GS-3182	B:33/D2:100/L:34			
1.8	66/90	11/91->08/97	CV Joint			AT; MT		*	->ch.1H-R-9900000		GS-3183	A:22/B:30/D:53,2/L:139			
			Drive Shaft	L	F	MT			engine ABS; engine ACC; engine ADZ		AW-4245	A:22/D:53,2/L:557/D2:100			
			CV Joint	L; R	F	MT		*			GS-3170	B:33/L:34			
			CV Joint	L	F	AT; MT		*			GS-3175	B:33/D2:100/L:34			
1.8 Syncro (1HX1)	66/90	01/93->08/97	CV Joint	R	F	AT; MT		*			GS-3182	B:33/D2:100/L:34			
			CV Joint			AT; MT		*	->ch.1H-R-9900000; FWD		GS-3183	A:22/B:30/D:53,2/L:139			
			CV Joint	L	F	MT		*	MD ECO		GS-3175	B:33/D2:100/L:34			
			CV Joint			MT		*			GS-3181	A:22/B:30/D:53/L:129,5			
1.9 D	48/65	11/91->08/97	CV Joint	R	F	MT		*	MD ECO		GS-3182	B:33/D2:100/L:34			
			CV Joint			MT		*	->ch.1H-R-9900000		GS-3183	A:22/B:30/D:53,2/L:139			
			Drive Shaft	L	F				engine 1Y		AW-4239	A:22/D:50/L:562/D2:92			
			Drive Shaft	L	F				->12/95; engine 1Y; MD Ecomatic		AW-4245	A:22/D:53,2/L:557/D2:100			

	KW/HP		Type	L/R	F/R	AT/MT			ABS			Technical Specification
1.9 SDI	47/64	07/95->08/97	CV Joint	R	F	MT		*	engine AEY		GS-3178	B:33/D2:92/L:32
			CV Joint			MT		*			GS-3181	A:22/B:30/D:53/L:129,5
			Drive Shaft	L	F	MT				engine AEY	AW-4239	A:22/D:50/L:562/D2:92
1.9 TD,GTD	55/75	11/91->08/97	CV Joint	L; R	F	MT		*			GS-3170	B:33/L:34
			CV Joint	L	F	AT; MT		*			GS-3175	B:33/D2:100/L:34
			CV Joint	L	F			*	engine AAZ		GS-3178	B:33/D2:92/L:32
			CV Joint	R	F	AT; MT		*			GS-3182	B:33/D2:100/L:34
			CV Joint			AT; MT		*	->ch.1H-R-9900000		GS-3183	A:22/B:30/D:53,2/L:139
			Drive Shaft	L	F	MT				engine AAZ	AW-4245	A:22/D:53,2/L:557/D2:100
1.9 TDI	81/110	04/96->08/97	CV Joint	L; R	F	MT		*			GS-3170	B:33/L:34
			CV Joint	L	F	AT; MT		*	+ plain spring disc		GS-3175	B:33/D2:100/L:34
			CV Joint	R	F	AT; MT		*	+ serrated spring disc		GS-3182	B:33/D2:100/L:34
			CV Joint			AT; MT		*	->ch.1H-R-9900000		GS-3183	A:22/B:30/D:53,2/L:139
			CV Joint	L; R	F	AT; MT		*	not for PR # 2EU		GS-3184	A:22/B:30/D:53/L:139,5
			Drive Shaft	L	F	MT				engine AFN	AW-4245	A:22/D:53,2/L:557/D2:100
1.9 TDI	66/90	09/93->08/97	Drive Shaft	R	F	MT			not for PR # E2U		AW-4246	A:22/D:53/L:793/D2:100
			CV Joint	L; R	F	MT		*			GS-3170	B:33/L:34
			CV Joint	L	F	AT; MT		*	+ plain spring disc		GS-3175	B:33/D2:100/L:34
			CV Joint	R	F	AT; MT		*	+ serrated spring disc		GS-3182	B:33/D2:100/L:34
			CV Joint			AT; MT		*	->ch.1H-R-9900000		GS-3183	A:22/B:30/D:53,2/L:139
			CV Joint	L; R	F	MT		*			GS-3184	A:22/B:30/D:53/L:139,5
1.9 TDI Syncro (1HX1)	66/90	08/95->08/97	Drive Shaft	L	F	MT			engine 1Z; engine AHU; engine ALE		AW-4245	A:22/D:53,2/L:557/D2:100
			Drive Shaft	R	F	MT					AW-4246	A:22/D:53/L:793/D2:100
			CV Joint					*			GS-3183	A:22/B:30/D:53,2/L:139
			CV Joint	L; R	F	MT		*			GS-3170	B:33/L:34
			CV Joint	L	F	AT		*			GS-3175	B:33/D2:100/L:34
			CV Joint	R	F	AT		*			GS-3182	B:33/D2:100/L:34
2.0	85/115	11/91->08/97	CV Joint			AT		*	->ch.1H-R-9900000		GS-3183	A:22/B:30/D:53,2/L:139
			CV Joint		F	MT		*	engine 2E; engine ADY; engine AGG; engine AKR		GS-3185	A:36/B:30/D:53,2/L:138,5
			Drive Shaft	L	F	AT			->12/94; engine 2E		AW-4245	A:22/D:53,2/L:557/D2:100
			CV Joint	L; R	F	MT		*			GS-3170	B:33/L:34
			CV Joint	L	F	AT; MT		*	+ plain spring disc		GS-3175	B:33/D2:100/L:34
			CV Joint	R	F	AT; MT		*	+ serrated spring disc		GS-3182	B:33/D2:100/L:34
2.0 GTI 16V	110/150	08/92->08/97	CV Joint		F			*	engine ABF		GS-3185	A:36/B:30/D:53,2/L:138,5
			CV Joint	L; R	F	MT		*			GS-3170	B:33/L:34
			CV Joint	L	F	AT; MT		*	+ plain spring disc		GS-3175	B:33/D2:100/L:34
			CV Joint	R	F	AT; MT		*	+ serrated spring disc		GS-3182	B:33/D2:100/L:34
2.8 VR6	128/174	01/92->08/97	CV Joint		F			*	engine AAA		GS-3185	A:36/B:30/D:53,2/L:138,5
			CV Joint	L; R	F	MT		*			GS-3170	B:33/L:34
			CV Joint	L	F	AT; MT		*	+ plain spring disc		GS-3175	B:33/D2:100/L:34
2.9 VR6 Syncro (1HX1)	140/190	10/94->08/97	CV Joint	R	F	AT; MT		*	+ serrated spring disc		GS-3182	B:33/D2:100/L:34
			CV Joint		F			*	engine AAA		GS-3185	A:36/B:30/D:53,2/L:138,5
			CV Joint		F			*	engine ABV		GS-3185	A:36/B:30/D:53,2/L:138,5
GOLF III Cabriolet (1E7) 												
1.6	74/101	10/94->05/98	CV Joint			MT		*			GS-3181	A:22/B:30/D:53/L:129,5
			CV Joint			AT		*			GS-3183	A:22/B:30/D:53,2/L:139
			Drive Shaft	L	F	MT				engine AEK; engine AFT; engine AKS	AW-4239	A:22/D:50/L:562/D2:92



KW/HP



Type

L/R

F/R

AT/MT










ABS



Technical Specification

1.8	55/75	07/93->05/98	CV Joint	L; R	F	MT	*		GS-3170	B:33/L:34
			CV Joint	L	F	AT; MT	*		GS-3175	B:33/D2:100/L:34
			CV Joint	R	F	AT; MT	*		GS-3182	B:33/D2:100/L:34
			CV Joint			AT; MT	*		GS-3183	A:22/B:30/D:53,2/L:139
			Drive Shaft	L	F	MT		engine AAM	AW-4245	A:22/D:53,2/L:557/D2:100
1.8	66/90	07/93->05/98	CV Joint	L; R	F	AT; MT	*		GS-3170	B:33/L:34
			CV Joint	L	F	AT; MT	*		GS-3175	B:33/D2:100/L:34
			CV Joint	R	F	AT; MT	*		GS-3182	B:33/D2:100/L:34
			CV Joint			AT; MT	*		GS-3183	A:22/B:30/D:53,2/L:139
			Drive Shaft	L	F	MT		engine ABS; engine ADZ	AW-4245	A:22/D:53,2/L:557/D2:100
1.9 TDI	81/110	07/96->05/98	CV Joint	L; R	F	MT	*	10/96->	GS-3170	B:33/L:34
			CV Joint	L	F	MT	*		GS-3175	B:33/D2:100/L:34
			CV Joint	R	F	MT	*		GS-3182	B:33/D2:100/L:34
			CV Joint			MT	*		GS-3183	A:22/B:30/D:53,2/L:139
			CV Joint	L; R	F	MT	*	10/96->	GS-3184	A:22/B:30/D:53/L:139,5
			Drive Shaft	L	F	MT		engine AFN	AW-4245	A:22/D:53,2/L:557/D2:100
			Drive Shaft	R	F	MT		10/96->	AW-4246	A:22/D:53/L:793/D2:100
1.9 TDI	66/90	08/95->05/98	CV Joint	L; R	F	MT	*		GS-3170	B:33/L:34
			CV Joint	L	F	MT	*		GS-3175	B:33/D2:100/L:34
			CV Joint	R	F	MT	*		GS-3182	B:33/D2:100/L:34
			CV Joint			MT	*		GS-3183	A:22/B:30/D:53,2/L:139
			CV Joint	L; R	F	MT	*		GS-3184	A:22/B:30/D:53/L:139,5
			Drive Shaft	L	F	MT		engine 1Z; engine AHU	AW-4245	A:22/D:53,2/L:557/D2:100
			Drive Shaft	R	F	MT			AW-4246	A:22/D:53/L:793/D2:100
2.0	85/115	07/93->05/98	CV Joint	L; R	F	AT; MT	*	10/94->	GS-3170	B:33/L:34
			CV Joint	L	F	AT; MT	*		GS-3175	B:33/D2:100/L:34
			CV Joint	R	F	AT; MT	*		GS-3182	B:33/D2:100/L:34
			CV Joint			AT; MT	*		GS-3183	A:22/B:30/D:53,2/L:139
			Drive Shaft	L	F	MT		engine 2E; engine ADY; engine AGG; engine AKR	AW-4245	A:22/D:53,2/L:557/D2:100
GOLF III Variant (1H5)										
1.4	40/55	07/93->04/99	CV Joint		F		*	engine ABD	GS-3178	B:33/D2:92/L:32
			CV Joint			MT	*	ch.1HN105002->	GS-3181	A:22/B:30/D:53/L:129,5
1.4	44/60	07/93->04/99	CV Joint		F		*	engine ABD	GS-3178	B:33/D2:92/L:32
			CV Joint				*		GS-3181	A:22/B:30/D:53/L:129,5
1.6	74/101	07/94->04/99	Drive Shaft	L	F			engine AEX; engine APQ	AW-4239	A:22/D:50/L:562/D2:92
			CV Joint	L; R	F	MT	*	10/94->	GS-3170	B:33/L:34
			CV Joint			MT	*		GS-3181	A:22/B:30/D:53/L:129,5
1.8	55/75	07/93->04/99	CV Joint			AT	*		GS-3183	A:22/B:30/D:53,2/L:139
			Drive Shaft	L	F	MT		engine AEK; engine AFT; engine AKS	AW-4239	A:22/D:50/L:562/D2:92
			CV Joint	L; R	F	MT	*		GS-3170	B:33/L:34
			CV Joint	L	F	AT; MT	*	-->ch.1HR990000; ch.1HN105002->	GS-3175	B:33/D2:100/L:34
			CV Joint	R	F	AT; MT	*	-->ch.1HR990000; ch.1HN105002->	GS-3182	B:33/D2:100/L:34
			CV Joint			AT; MT	*	-->ch.1HR990000; ch.1HN105002->	GS-3183	A:22/B:30/D:53,2/L:139
			Drive Shaft	L	F	MT		engine AAM	AW-4245	A:22/D:53,2/L:557/D2:100

				Type	L/R	F/R	AT/MT			ABS			Technical Specification
1.8	66/90	07/93->04/99	CV Joint	L; R	F	MT			*			GS-3170	B:33/L:34
			CV Joint	L	F	AT; MT			*	->ch.1HR990000; ch.1HN105002->		GS-3175	B:33/D2:100/L:34
			CV Joint			AT; MT			*	->ch.1HR990000; ch.1HN105002->		GS-3182	B:33/D2:100/L:34
			CV Joint			AT			*			GS-3183	A:22/B:30/D:53,2/L:139
			Drive Shaft	L	F	MT				engine ABS; engine ADZ; engine ANP		AW-4245	A:22/D:53,2/L:557/D2:100
1.8 Syncro	66/90	10/94->04/99	CV Joint	L; R	F	MT			*			GS-3170	B:33/L:34
			CV Joint	L	F				*		GS-3175	B:33/D2:100/L:34	
			CV Joint	R	F				*		GS-3182	B:33/D2:100/L:34	
			CV Joint						*		GS-3183	A:22/B:30/D:53,2/L:139	
1.9 D	48/65	07/93->04/99	CV Joint						*			GS-3181	A:22/B:30/D:53/L:129,5
			Drive Shaft	L	F				engine 1Y		AW-4239	A:22/D:50/L:562/D2:92	
1.9 SDI	47/64	07/95->04/99	CV Joint			MT			*			GS-3181	A:22/B:30/D:53/L:129,5
			Drive Shaft	L	F	MT			engine AEY		AW-4239	A:22/D:50/L:562/D2:92	
1.9 TD	55/75	07/93->04/99	CV Joint	L; R	F	AT; MT			*	->ch.1H-R-990000		GS-3170	B:33/L:34
			CV Joint	R	F	AT; MT			*	->ch.1HR990000		GS-3175	B:33/D2:100/L:34
			CV Joint			AT; MT			*	->ch.1HR990000		GS-3182	B:33/D2:100/L:34
			CV Joint			AT; MT			*			GS-3183	A:22/B:30/D:53,2/L:139
			Drive Shaft	L	F	MT				engine AAZ		AW-4245	A:22/D:53,2/L:557/D2:100
1.9 TDI	66/90	03/94->04/99	CV Joint	L; R	F	MT			*			GS-3170	B:33/L:34
			CV Joint	L	F	MT			*		GS-3175	B:33/D2:100/L:34	
			CV Joint	R	F	MT			*		GS-3182	B:33/D2:100/L:34	
			CV Joint						*		GS-3183	A:22/B:30/D:53,2/L:139	
			CV Joint	L; R	F	MT			*		GS-3184	A:22/B:30/D:53/L:139,5	
			Drive Shaft	L	F	MT				01/96->; engine 1Z; engine AHU; engine ALE		AW-4245	A:22/D:53,2/L:557/D2:100
			Drive Shaft	R	F	MT						AW-4246	A:22/D:53/L:793/D2:100
1.9 TDI	81/110	04/96->04/99	CV Joint	L; R	F	MT			*			GS-3170	B:33/L:34
			CV Joint	L	F	MT			*		GS-3175	B:33/D2:100/L:34	
			CV Joint	R	F	MT			*		GS-3182	B:33/D2:100/L:34	
			CV Joint			MT			*		GS-3183	A:22/B:30/D:53,2/L:139	
			CV Joint	L; R	F	MT			*		GS-3184	A:22/B:30/D:53/L:139,5	
			Drive Shaft	L	F	MT				engine AFN		AW-4245	A:22/D:53,2/L:557/D2:100
			Drive Shaft	R	F	MT						AW-4246	A:22/D:53/L:793/D2:100
1.9 TDI Syncro	66/90	07/95->04/99	CV Joint	L	F	MT			*			GS-3175	B:33/D2:100/L:34
			CV Joint	R	F	MT			*		GS-3182	B:33/D2:100/L:34	
			CV Joint						*		GS-3183	A:22/B:30/D:53,2/L:139	
			CV Joint	L; R	F	MT			*		GS-3170	B:33/L:34	
2.0	85/115	07/93->04/99	CV Joint	R	F	AT; MT			*	->ch.1HR990000		GS-3175	B:33/D2:100/L:34
			CV Joint			AT; MT			*	->ch.1HR990000		GS-3182	B:33/D2:100/L:34
			CV Joint			AT			*			GS-3183	A:22/B:30/D:53,2/L:139
			CV Joint		F				*	->ch.1H-R-990000		GS-3185	A:36/B:30/D:53,2/L:138,5
			Drive Shaft	L	F	MT				engine 2E; engine ADY; engine AGG; engine AKR		AW-4245	A:22/D:53,2/L:557/D2:100
2.9 VR6 Syncro	140/190	10/94->04/99	CV Joint		F				*	engine ABV		GS-3185	A:36/B:30/D:53,2/L:138,5



KW/HP



Type

L/R

F/R

AT/MT



ABS



Technical Specification

GOLF IV [1J1]

Engine	Power (KW/HP)	Year Range	Type	L/R	F/R	AT/MT	Steering	ABS	Part No.	Technical Specification
1.4 16V	55/75	08/97->06/05	CV Joint	L; R	F	MT	*		-->05/04	GS-3138 B:33/D2:94/L:32
			CV Joint		F	AT	*		engine AHW; engine AKQ	GS-3185 A:36/B:30/D:53,2/L:138,5
			CV Joint		F	MT	*		engine AHW; engine AKQ; engine APE; engine AXP; engine BCA	GS-3642 A:36/B:30/D:53/L:129,5
			Drive Shaft	R	F	MT			engine AHW; engine AKQ; engine APE; engine AXP; engine BCA	AW-4570 A:36/D:53/L:822
			Drive Shaft	L	F	MT			engine AHW; engine AKQ; engine APE; engine AXP; engine BCA	AW-4571 A:36/D:53/L:555
1.6	75/102	08/00->06/05	CV Joint	L; R	F	MT	*		-->05/04	GS-3138 B:33/D2:94/L:32
			CV Joint	R	F	MT	*			GS-3178 B:33/D2:92/L:32
			CV Joint		F	AT	*			GS-3185 A:36/B:30/D:53,2/L:138,5
			CV Joint		F	MT	*			GS-3642 A:36/B:30/D:53/L:129,5
			CV Joint					*		GS-3676 B:30/D2:73,8/L:57,6
1.6	74/100	08/97->05/04	Drive Shaft	L	F	MT			AW-4571 A:36/D:53/L:555	
			CV Joint	L; R	F	MT	*			GS-3138 B:33/D2:94/L:32
			CV Joint	R	F	MT	*			GS-3178 B:33/D2:92/L:32
			CV Joint		F	AT	*			GS-3185 A:36/B:30/D:53,2/L:138,5
			CV Joint		F	MT	*			GS-3642 A:36/B:30/D:53/L:129,5
1.6 16V	77/105	02/00->06/05	CV Joint		F	MT	*		engine ATN; engine AUS; engine AZD; engine BCB	GS-3185 A:36/B:30/D:53,2/L:138,5
			CV Joint				*			GS-3795 B:30/D2:73,8/L:57,6
			CV Joint		F	MT	*		engine BAD	GS-3185 A:36/B:30/D:53,2/L:138,5
			CV Joint				*			GS-3795 B:30/D2:73,8/L:57,6
			CV Joint		F	MT	*		engine AGN	GS-3185 A:36/B:30/D:53,2/L:138,5
1.6 FSI	81/110	01/02->06/05	CV Joint		F	MT	*		engine AGN	GS-3185 A:36/B:30/D:53,2/L:138,5
			CV Joint				*		engine AGN	GS-3185 A:36/B:30/D:53,2/L:138,5
1.8	92/125	08/97->06/05	CV Joint		F		*		engine AGN	GS-3185 A:36/B:30/D:53,2/L:138,5
			CV Joint		F	MT	*		engine AGN	GS-3185 A:36/B:30/D:53,2/L:138,5
1.8 4motion	92/125	05/98->06/05	CV Joint	R			*			GS-3642 A:36/B:30/D:53/L:129,5
			CV Joint		F	MT	*		engine AGU; engine ARZ; engine AUM	GS-3185 A:36/B:30/D:53,2/L:138,5
1.8 T	110/150	08/97->06/05	CV Joint				*			GS-3676 B:30/D2:73,8/L:57,6
			CV Joint	R	AT	*		01/02->	GS-3728 A:36/B:27/D:53/L:142,5	
			Drive Shaft	L	F	MT		-->ch.1J-XB053 249; -->ch.1J-XP072 392; -->ch.1J-XW166 084; engine AGU	AW-4263 A:36/D:53,2/L:557/D2:100	
1.8 T GTI	132/180	08/01->06/05	CV Joint		F	MT	*		engine AUQ	GS-3728 A:36/B:27/D:53/L:142,5
			Drive Shaft	L	F	MT		-->ch.1J-3B-137 700; -->ch.1J-3D-020 700; -->ch.1J-3P-388 100; engine AUQ	AW-4671 A:36/D:53/L:520/D2:108	
1.9 SDI	50/68	08/97->06/05	CV Joint	L; R	F		*		-->05/04	GS-3138 B:33/D2:94/L:32
			CV Joint		F		*		-->05/04	GS-3185 A:36/B:30/D:53,2/L:138,5
			CV Joint		F	MT	*		engine AGP; engine AQM	GS-3642 A:36/B:30/D:53/L:129,5
			Drive Shaft	R	F	MT		engine AGP; engine AQM	AW-4570 A:36/D:53/L:822	
			Drive Shaft	L	F	MT		engine AGP; engine AQM	AW-4571 A:36/D:53/L:555	
1.9 TDI	110/150	05/00->06/05	CV Joint		F	MT	*		engine ARL	GS-3728 A:36/B:27/D:53/L:142,5
			Drive Shaft	L	F	MT		-->ch.1J-3B137 700; -->ch.1J-3D020 700; -->ch.1J-3P388 100; engine ARL	AW-4671 A:36/D:53/L:520/D2:108	
1.9 TDI	81/110	08/97->05/04	CV Joint	L	F	MT	*			GS-3175 B:33/D2:100/L:34
			CV Joint	R	F	MT	*			GS-3182 B:33/D2:100/L:34
			CV Joint		F		*		engine AHF; engine ASV	GS-3185 A:36/B:30/D:53,2/L:138,5
			CV Joint				*			GS-3676 B:30/D2:73,8/L:57,6
			Drive Shaft	L	F	MT		engine AHF; engine ASV	AW-4263 A:36/D:53,2/L:557/D2:100	
Drive Shaft	R	F	MT		engine AHF; engine ASV	AW-4572 A:36/D:53,2/L:822/D2:100				



KW/HP



Type

L/R

F/R

AT/MT


















ABS

















Technical Specification








Engine	Power (KW/HP)	Period	Type	L/R	F/R	AT/MT	Steering	ABS	Engine	Part No.	Technical Specification
1.9 TDI	74/101	09/00->06/05	CV Joint		F	MT	*		engine ATD; engine AXR	GS-3185	A:36/B:30/D:53,2/L:138,5
			CV Joint					*		GS-3676	B:30/D2:73,8/L:57,6
			CV Joint		F	AT	*		engine ATD	GS-3728	A:36/B:27/D:53/L:142,5
			Drive Shaft	L	F	MT			+ headlamp levelling [auto.]; ->ch.1J-2-070 000; engine ATD; engine AXR	AW-4263	A:36/D:53,2/L:557/D2:100
			Drive Shaft	R	F	MT			engine ATD; engine AXR	AW-4572	A:36/D:53,2/L:822/D2:100
1.9 TDI	66/90	10/97->05/04	CV Joint	L	F	MT		*		GS-3175	B:33/D2:100/L:34
			CV Joint	R	F	MT		*		GS-3182	B:33/D2:100/L:34
			CV Joint		F			*	trans.type AGR; trans.type ALH	GS-3185	A:36/B:30/D:53,2/L:138,5
			CV Joint					*		GS-3676	B:30/D2:73,8/L:57,6
			Drive Shaft	L	F	MT			engine AGR; engine ALH	AW-4263	A:36/D:53,2/L:557/D2:100
1.9 TDI	96/130	11/00->06/05	Drive Shaft	R	F	MT			engine AGR; engine ALH	AW-4572	A:36/D:53,2/L:822/D2:100
			CV Joint		F			*	engine ASZ	GS-3728	A:36/B:27/D:53/L:142,5
			Drive Shaft	L	F	MT			->ch.1J-3B-137 700; ->ch.1J-3D-020 700; ->ch.1J-3P-388 100; engine ASZ	AW-4671	A:36/D:53/L:520/D2:108
			CV Joint		F			*	engine AJM; engine AUY	GS-3728	A:36/B:27/D:53/L:142,5
			Drive Shaft	L	F	MT			engine AJM; engine AUY	AW-4671	A:36/D:53/L:520/D2:108
1.9 TDI 4motion	110/150	02/00->06/05	CV Joint		R			*		GS-3642	A:36/B:30/D:53/L:129,5
			CV Joint		F	MT		*	engine ARL	GS-3728	A:36/B:27/D:53/L:142,5
			Drive Shaft	L	F	MT			engine ARL	AW-4671	A:36/D:53/L:520/D2:108
1.9 TDI 4motion	66/90	07/98->04/02	CV Joint	L	F	MT		*		GS-3175	B:33/D2:100/L:34
			CV Joint	R	F	MT		*		GS-3182	B:33/D2:100/L:34
			CV Joint		F	MT		*	engine AGR	GS-3185	A:36/B:30/D:53,2/L:138,5
			CV Joint		R			*		GS-3642	A:36/B:30/D:53/L:129,5
			CV Joint					*		GS-3676	B:30/D2:73,8/L:57,6
1.9 TDI 4motion	74/101	09/00->06/05	CV Joint		R			*		GS-3642	A:36/B:30/D:53/L:129,5
			CV Joint					*		GS-3676	B:30/D2:73,8/L:57,6
			CV Joint		F	MT		*	engine ATD	GS-3728	A:36/B:27/D:53/L:142,5
			Drive Shaft	L	F	MT			engine ATD	AW-4671	A:36/D:53/L:520/D2:108
			CV Joint		R			*		GS-3642	A:36/B:30/D:53/L:129,5
1.9 TDI 4motion	85/115	09/99->06/01	CV Joint		F	MT		*	engine AJM; engine AUY	GS-3728	A:36/B:27/D:53/L:142,5
			Drive Shaft	L	F	MT			engine AJM; engine AUY	AW-4671	A:36/D:53/L:520/D2:108
			CV Joint		R			*		GS-3642	A:36/B:30/D:53/L:129,5
1.9 TDI 4motion	96/130	11/00->06/05	CV Joint		F	MT		*	engine ASZ	GS-3728	A:36/B:27/D:53/L:142,5
			Drive Shaft	L	F	MT			engine ASZ	AW-4671	A:36/D:53/L:520/D2:108
			CV Joint		F			*	engine APK; engine AQY; engine AZG; engine AZJ	GS-3185	A:36/B:30/D:53,2/L:138,5
2.0	85/115	07/98->05/04	CV Joint					*		GS-3676	B:30/D2:73,8/L:57,6
			Drive Shaft	R	F	MT			engine APK; engine AQY; engine AZG; engine AZJ	AW-4572	A:36/D:53,2/L:822/D2:100
2.0 4motion	85/115	10/00->06/05	CV Joint		F	MT		*	engine AZH; engine AZJ	GS-3185	A:36/B:30/D:53,2/L:138,5
			CV Joint		R			*		GS-3642	A:36/B:30/D:53/L:129,5
			CV Joint					*		GS-3676	B:30/D2:73,8/L:57,6
2.3 V5	110/150	08/97->10/00	CV Joint		F			*	engine AGZ	GS-3185	A:36/B:30/D:53,2/L:138,5
			CV Joint					*		GS-3676	B:30/D2:73,8/L:57,6
			Drive Shaft	L	F	MT			->ch.1J-XB053 249; ->ch.1J-XP072 392; ->ch.1J-XW166 084; engine AGZ	AW-4263	A:36/D:53,2/L:557/D2:100
2.3 V5	125/170	10/00->06/05	CV Joint		F	MT		*	engine AQN	GS-3185	A:36/B:30/D:53,2/L:138,5
			CV Joint					*		GS-3676	B:30/D2:73,8/L:57,6
			CV Joint		F	AT		*	engine AQN	GS-3728	A:36/B:27/D:53/L:142,5









	kw/HP		Type	L/R	F/R	AT/MT			ABS			Technical Specification
2.3 V5 4motion	125/170	10/00->06/05	CV Joint		R				*		GS-3642	A:36/B:30/D:53/L:129,5
			CV Joint						*		GS-3676	B:30/D2:73,8/L:57,6
			CV Joint		F	MT			*	engine AQN	GS-3728	A:36/B:27/D:53/L:142,5
			Drive Shaft	L	F	MT				engine AQN	AW-4671	A:36/D:53/L:520/D2:108
2.3 V5 4motion	110/150	12/98->10/00	CV Joint		R				*		GS-3642	A:36/B:30/D:53/L:129,5
			CV Joint						*		GS-3676	B:30/D2:73,8/L:57,6
			CV Joint		F	MT			*	engine AGZ	GS-3728	A:36/B:27/D:53/L:142,5
			Drive Shaft	L	F	MT				engine AGZ	AW-4671	A:36/D:53/L:520/D2:108
2.8 V6 4motion	150/204	03/99->06/05	CV Joint		R				*		GS-3642	A:36/B:30/D:53/L:129,5
			CV Joint		F	MT			*	engine AQP; engine AUE; engine BDE	GS-3728	A:36/B:27/D:53/L:142,5
			Drive Shaft	L	F	MT				engine AQP; engine AUE; engine BDE	AW-4671	A:36/D:53/L:520/D2:108
3.2 R32 4motion	177/241	09/02->06/05	CV Joint		R				*		GS-3642	A:36/B:30/D:53/L:129,5
GOLF IV Cabriolet (1E7) 												
1.6	74/100	06/98->06/02	Drive Shaft	L	F	MT				--ch.1E-2-015 000; engine AFT; engine AKS	AW-4239	A:22/D:50/L:562/D2:92
1.8	55/75	06/98->06/02	CV Joint			MT			*		GS-3183	A:22/B:30/D:53,2/L:139
			Drive Shaft	L	F	MT				--ch.1E-2-015 000; engine AAM; engine ANN	AW-4245	A:22/D:53,2/L:557/D2:100
1.8	66/90	06/98->06/02	CV Joint						*		GS-3183	A:22/B:30/D:53,2/L:139
			Drive Shaft	L	F	MT				--ch.1E-2-015 000; engine ADZ; engine ANP	AW-4245	A:22/D:53,2/L:557/D2:100
1.9 TDI	66/90	06/98->06/02	CV Joint	L	F	MT			*		GS-3175	B:33/D2:100/L:34
			CV Joint	R	F	MT			*		GS-3182	B:33/D2:100/L:34
			Drive Shaft	L	F	MT				--ch.1E-2-015 000; engine AHU; engine ALE	AW-4245	A:22/D:53,2/L:557/D2:100
1.9 TDI	81/110	06/98->06/02	CV Joint	L	F	MT			*		GS-3175	B:33/D2:100/L:34
			CV Joint	R	F	MT			*		GS-3182	B:33/D2:100/L:34
			Drive Shaft	L	F	MT				--ch.1E-2-015 000; engine AFN; engine AVG	AW-4245	A:22/D:53,2/L:557/D2:100
2.0	85/115	06/98->06/02	CV Joint						*		GS-3183	A:22/B:30/D:53,2/L:139
			Drive Shaft	L	F	MT				--ch.1E-2-015 000; engine AGG; engine AKR; engine ATU; engine AWG	AW-4245	A:22/D:53,2/L:557/D2:100
			Drive Shaft	R	F	5MT				--ch.1E22K015000	AW-4246	A:22/D:53/L:793/D2:100
GOLF IV Variant (1J5) 												
1.4 16V	55/75	05/99->06/06	CV Joint	L; R	F	MT			*		GS-3138	B:33/D2:94/L:32
			CV Joint		F	AT			*	engine AHW; engine AKQ	GS-3185	A:36/B:30/D:53,2/L:138,5
			CV Joint		F	MT			*	engine AHW; engine AKQ; engine APE; engine AXP; engine BCA	GS-3642	A:36/B:30/D:53/L:129,5
			Drive Shaft	R	F	MT				engine AHW; engine AKQ; engine APE; engine AXP; engine BCA	AW-4570	A:36/D:53/L:822
			Drive Shaft	L	F	MT				engine AHW; engine AKQ; engine APE; engine AXP; engine BCA	AW-4571	A:36/D:53/L:555
1.6	74/101	05/99->04/02	CV Joint	L; R	F	MT			*		GS-3138	B:33/D2:94/L:32
			CV Joint	R	F	MT			*	engine AEH; engine AKL; engine APF	GS-3178	B:33/D2:92/L:32
			CV Joint		F	AT			*	engine AEH; engine AKL; engine APF	GS-3185	A:36/B:30/D:53,2/L:138,5
			CV Joint		F	MT			*	engine AEH; engine AKL; engine APF	GS-3642	A:36/B:30/D:53/L:129,5
			CV Joint						*		GS-3676	B:30/D2:73,8/L:57,6
1.6	75/102	08/00->06/06	Drive Shaft	L	F	MT				engine AEH; engine AKL; engine APF	AW-4571	A:36/D:53/L:555
			CV Joint	L; R	F	MT			*		GS-3138	B:33/D2:94/L:32
			CV Joint	R	F	MT			*	engine AVU	GS-3178	B:33/D2:92/L:32
			CV Joint		F	AT			*	engine AVU	GS-3185	A:36/B:30/D:53,2/L:138,5
			CV Joint		F	MT			*		GS-3642	A:36/B:30/D:53/L:129,5
			CV Joint						*		GS-3676	B:30/D2:73,8/L:57,6
Drive Shaft	L	F	MT				engine AVU	AW-4571	A:36/D:53/L:555			

							Technical Specification	
		Type	L/R F/R AT/MT	ABS				
1.6 16V	77/105	02/00->06/06	CV Joint	F MT *	engine ATN; engine AUS; engine AZD; engine BCA	GS-3185	A:36/B:30/D:53,2/L:138,5	
			CV Joint		*		GS-3795	B:30/D2:73,8/L:57,6
1.6 FSI	81/110	01/02->06/06	CV Joint	F MT *	engine BAD	GS-3185	A:36/B:30/D:53,2/L:138,5	
			CV Joint		*		GS-3795	B:30/D2:73,8/L:57,6
1.8 4motion	92/125	05/99->06/06	CV Joint	F MT *	engine AGN	GS-3185	A:36/B:30/D:53,2/L:138,5	
			CV Joint	R	*		GS-3642	A:36/B:30/D:53/L:129,5
1.8 T	110/150	05/00->06/06	CV Joint	F MT *	engine AGU; engine AUM	GS-3185	A:36/B:30/D:53,2/L:138,5	
			CV Joint	F	*	trans.type MT/AT	GS-3676	B:30/D2:73,8/L:57,6
			CV Joint	F AT *	engine AUM	GS-3728	A:36/B:27/D:53/L:142,5	
			Drive Shaft	L F MT	-->ch.1J-XB053 249; -->ch.1J-XP072 392; -->ch.1J-XW166 084; engine AGU	AW-4263	A:36/D:53,2/L:557/D2:100	
1.9 SDI	50/68	05/99->06/06	CV Joint	L; R F	*		GS-3138	B:33/D2:94/L:32
			CV Joint	F	*		GS-3185	A:36/B:30/D:53,2/L:138,5
			CV Joint	F MT *	engine AGP; engine AQM	GS-3642	A:36/B:30/D:53/L:129,5	
			Drive Shaft	R F MT	engine AGP; engine AQM	AW-4570	A:36/D:53/L:822	
1.9 TDI	66/90	05/99->05/06	Drive Shaft	L F MT	engine AGP; engine AQM	AW-4571	A:36/D:53/L:555	
			CV Joint	L F MT *		GS-3175	B:33/D2:100/L:34	
			CV Joint	R F MT *		GS-3182	B:33/D2:100/L:34	
			CV Joint	F	*	engine AGR; engine ALH	GS-3185	A:36/B:30/D:53,2/L:138,5
1.9 TDI	81/110	05/99->06/01	CV Joint	F	*	trans.type MT/AT	GS-3676	B:30/D2:73,8/L:57,6
			Drive Shaft	L F MT	engine AGR; engine ALH	AW-4263	A:36/D:53,2/L:557/D2:100	
			Drive Shaft	R F MT	engine AGR; engine ALH	AW-4572	A:36/D:53,2/L:822/D2:100	
			CV Joint	L F MT *		GS-3175	B:33/D2:100/L:34	
1.9 TDI	85/115	08/99->06/01	CV Joint	R F MT *		GS-3182	B:33/D2:100/L:34	
			CV Joint	F	*	engine AHF; engine ASV	GS-3185	A:36/B:30/D:53,2/L:138,5
			CV Joint		*		GS-3676	B:30/D2:73,8/L:57,6
			Drive Shaft	L F MT	engine AHF; engine ASV	AW-4263	A:36/D:53,2/L:557/D2:100	
1.9 TDI	85/115	08/99->06/01	Drive Shaft	R F MT	engine AHF; engine ASV	AW-4572	A:36/D:53,2/L:822/D2:100	
			CV Joint	F	*	engine AJM; engine AUY	GS-3728	A:36/B:27/D:53/L:142,5
1.9 TDI	74/101	09/00->06/06	Drive Shaft	L F MT	engine AJM; engine AUY	AW-4671	A:36/D:53/L:520/D2:108	
			CV Joint	F MT *	engine ATD; engine AXR	GS-3185	A:36/B:30/D:53,2/L:138,5	
			CV Joint		*		GS-3676	B:30/D2:73,8/L:57,6
			CV Joint	F AT *	engine ATD	GS-3728	A:36/B:27/D:53/L:142,5	
1.9 TDI	96/130	11/00->06/06	Drive Shaft	L F MT	+ headlamp levelling [auto.]; -->ch.1J-2-070 000; engine ATD; engine AXR	AW-4263	A:36/D:53,2/L:557/D2:100	
			Drive Shaft	R F MT	engine ATD; engine AXR	AW-4572	A:36/D:53,2/L:822/D2:100	
			CV Joint	F	*	engine ASZ	GS-3728	A:36/B:27/D:53/L:142,5
			Drive Shaft	L F MT	-->ch.1J-3B137 700; -->ch.1J-3D020 700; -->ch.1J-3P388 100; engine ASZ	AW-4671	A:36/D:53/L:520/D2:108	
1.9 TDI 4motion	66/90	05/99->04/02	CV Joint	L F MT *		GS-3175	B:33/D2:100/L:34	
			CV Joint	R F MT *		GS-3182	B:33/D2:100/L:34	
			CV Joint	F MT *	engine AGR	GS-3185	A:36/B:30/D:53,2/L:138,5	
			CV Joint	R	*		GS-3642	A:36/B:30/D:53/L:129,5
1.9 TDI 4motion	85/115	05/99->06/01	CV Joint		*		GS-3676	B:30/D2:73,8/L:57,6
			CV Joint	R	*		GS-3642	A:36/B:30/D:53/L:129,5
1.9 TDI 4motion	85/115	05/99->06/01	CV Joint	F MT *	engine AJM	GS-3728	A:36/B:27/D:53/L:142,5	
			Drive Shaft	L F MT	engine AJM	AW-4671	A:36/D:53/L:520/D2:108	

	kw/HP		Type	L/R	F/R	AT/MT			ABS			Technical Specification
1.9 TDI 4motion	74/101	09/00->06/06	CV Joint		R				*		GS-3642	A:36/B:30/D:53/L:129,5
			CV Joint						*		GS-3676	B:30/D2:73,8/L:57,6
			CV Joint		F	MT			*	engine ATD	GS-3728	A:36/B:27/D:53/L:142,5
			Drive Shaft	L	F	MT				engine ATD	AW-4671	A:36/D:53/L:520/D2:108
1.9 TDI 4motion	96/130	11/00->06/06	CV Joint		R				*		GS-3642	A:36/B:30/D:53/L:129,5
			CV Joint		F	MT			*	engine ASZ	GS-3728	A:36/B:27/D:53/L:142,5
			Drive Shaft	L	F	MT				engine ASZ	AW-4671	A:36/D:53/L:520/D2:108
2.0	85/115	05/99->06/06	CV Joint		F				*	engine APK; engine AQY; engine AZJ	GS-3185	A:36/B:30/D:53,2/L:138,5
			CV Joint							*		GS-3676
2.0 4motion	85/115	10/00->06/06	Drive Shaft	R	F	MT				engine APK; engine AQY; engine AZJ	AW-4572	A:36/D:53,2/L:822/D2:100
			CV Joint		F	MT			*	engine AZH; engine AZJ	GS-3185	A:36/B:30/D:53,2/L:138,5
			CV Joint		R				*		GS-3642	A:36/B:30/D:53/L:129,5
2.0 Bi-Fuel	85/116	02/02->06/06	CV Joint		F				*	trans.type MT/AT	GS-3676	B:30/D2:73,8/L:57,6
			CV Joint		F	MT			*	engine BEH	GS-3185	A:36/B:30/D:53,2/L:138,5
			Drive Shaft	R	F	MT				engine BEH	AW-4572	A:36/D:53,2/L:822/D2:100
2.3 V5	110/150	05/99->06/06	CV Joint		F				*	engine AGZ	GS-3185	A:36/B:30/D:53,2/L:138,5
			CV Joint						*		GS-3676	B:30/D2:73,8/L:57,6
			Drive Shaft	L	F	MT				->ch.1J-XB053 249; ->ch.1J-XP072 392; ->ch.1J-XW166 084; engine AGZ	AW-4263	A:36/D:53,2/L:557/D2:100
2.3 V5	125/170	10/00->06/06	CV Joint		F	MT			*	engine AQN	GS-3185	A:36/B:30/D:53,2/L:138,5
			CV Joint		F	AT			*	engine AQN	GS-3728	A:36/B:27/D:53/L:142,5
			CV Joint		R				*		GS-3642	A:36/B:30/D:53/L:129,5
2.3 V5 4motion	110/150	05/99->06/06	CV Joint						*		GS-3676	B:30/D2:73,8/L:57,6
			CV Joint		F	MT			*	engine AGZ	GS-3728	A:36/B:27/D:53/L:142,5
			Drive Shaft	L	F	MT				engine AGZ	AW-4671	A:36/D:53/L:520/D2:108
			CV Joint		R				*		GS-3642	A:36/B:30/D:53/L:129,5
2.3 V5 4motion	125/170	10/00->06/06	CV Joint						*		GS-3676	B:30/D2:73,8/L:57,6
			CV Joint		F	MT			*	engine AQN	GS-3728	A:36/B:27/D:53/L:142,5
			Drive Shaft	L	F	MT				engine AQN	AW-4671	A:36/D:53/L:520/D2:108
2.8 V6 4motion	150/204	05/99->06/06	CV Joint		R				*		GS-3642	A:36/B:30/D:53/L:129,5
			CV Joint		F	MT			*	engine AQP; engine AUE; engine BDE	GS-3728	A:36/B:27/D:53/L:142,5
			Drive Shaft	L	F	MT				engine AQP; engine AUE; engine BDE	AW-4671	A:36/D:53/L:520/D2:108
GOLF PLUS [5M1, 521] 												
1.4 16V	55/75	01/05->11/06	CV Joint	L; R	F				*	->05/06	GS-3138	B:33/D2:94/L:32
			CV Joint		F	5MT			*		GS-3956	A:36/B:30/D:59,5/L:89
1.4 16V	59/80	05/06->12/13	CV Joint	L; R	F				*		GS-3138	B:33/D2:94/L:32
			CV Joint		F	5MT			*		GS-3956	A:36/B:30/D:59,5/L:89
1.4 FSI	66/90	07/05->11/06	CV Joint	L; R	F				*	->05/06	GS-3138	B:33/D2:94/L:32
			CV Joint		F	5MT			*		GS-3956	A:36/B:30/D:59,5/L:89
1.4 TSI	103/140	05/06->06/08	CV Joint		F	6MT			*		GS-3935	A:36/B:30/D:59,5/L:95,5
			CV Joint		F	6AT			*		GS-3941	A:36/B:27/D:59,5/L:106
1.4 TSI	125/170	05/06->06/08	CV Joint		F				*		GS-3941	A:36/B:27/D:59,5/L:106
1.4 TSI	90/122	06/07->12/13	CV Joint		F	6MT			*	engine CAXA	GS-3935	A:36/B:30/D:59,5/L:95,5
			CV Joint		F	SA			*	engine CAXA	GS-3941	A:36/B:27/D:59,5/L:106
1.4 TSI	118/160	06/08->12/13	CV Joint		F	MT			*	->12/08	GS-3935	A:36/B:30/D:59,5/L:95,5
			CV Joint		F	AT			*	->12/08	GS-3941	A:36/B:27/D:59,5/L:106

		kw/HP		Type	L/R	F/R	AT/MT			ABS			Technical Specification
1.6		75/102	05/05->12/13	CV Joint						*		GS-3934	A:26/B:32/D:31/L:153,5
				CV Joint		F				*	engine BSE; engine BSF	GS-3935	A:36/B:30/D:59,5/L:95,5
				Drive Shaft	L	F	6AT			engine BSE; engine BSF	AW-4831	A:36/B:26/D:59,5/L:587,5	
				Drive Shaft	R	F	6AT				AW-4832	A:36/B:26/D:59,5/L:884	
1.6 FSI		85/115	01/05->05/08	CV Joint		F			*	engine BLF	GS-3935	A:36/B:30/D:59,5/L:95,5	
1.6 MultiFuel		75/102	11/07->12/13	CV Joint	R	F				*	trans.type 6AT	GS-3934	A:26/B:32/D:31/L:153,5
				CV Joint		F				*	->12/08	GS-3935	A:36/B:30/D:59,5/L:95,5
				Drive Shaft	L	F	6AT			engine BSE; engine BSF	AW-4831	A:36/B:26/D:59,5/L:587,5	
1.6 TDI		77/105	03/09->12/13	CV Joint		F	5MT			*		GS-3935	A:36/B:30/D:59,5/L:95,5
				CV Joint		F				*		GS-3941	A:36/B:27/D:59,5/L:106
1.9 TDI		77/105	01/05->01/09	CV Joint		F	6MT			*	engine BKC; engine BLS; engine BXE	GS-3935	A:36/B:30/D:59,5/L:95,5
				CV Joint		F	6AT; SA			*	engine BKC; engine BLS; engine BXE	GS-3941	A:36/B:27/D:59,5/L:106
				CV Joint						*		GS-3957	B:34/L:85
1.9 TDI		66/90	05/05->12/08	CV Joint		F	5MT			*		GS-3935	A:36/B:30/D:59,5/L:95,5
				CV Joint						*		GS-3934	A:26/B:32/D:31/L:153,5
2.0 FSI		110/150	05/05->06/08	CV Joint		F				*	engine BLR; engine BLY; engine BVY; engine BVZ	GS-3935	A:36/B:30/D:59,5/L:95,5
				Drive Shaft	L	F	6AT			engine BLR; engine BLY; engine BVY; engine BVZ	AW-4831	A:36/B:26/D:59,5/L:587,5	
				Drive Shaft	R	F	6AT				AW-4832	A:36/B:26/D:59,5/L:884	
2.0 TDI		81/110	01/09->12/13	CV Joint		F	MT			*		GS-3935	A:36/B:30/D:59,5/L:95,5
				CV Joint		F	AT			*	->05/11	GS-3941	A:36/B:27/D:59,5/L:106
2.0 TDI		100/136	05/05->12/13	CV Joint		F				*	engine AZV	GS-3941	A:36/B:27/D:59,5/L:106
				CV Joint						*		GS-3957	B:34/L:85
2.0 TDI		96/131	05/05->05/07	CV Joint		F				*	engine AZV	GS-3941	A:36/B:27/D:59,5/L:106
2.0 TDI		103/140	12/05->05/11	CV Joint		F				*	engine BMM	GS-3941	A:36/B:27/D:59,5/L:106
				CV Joint						*		GS-3957	B:34/L:85
2.0 TDI 16V		103/140	01/05->12/13	CV Joint		F				*	engine BKD	GS-3941	A:36/B:27/D:59,5/L:106
				CV Joint						*		GS-3957	B:34/L:85
GOLF V (1K1) 													
1.4 16V		59/80	05/06->11/08	CV Joint	L; R	F				*		GS-3138	B:33/D2:94/L:32
				CV Joint		F	5MT			*	engine BUD	GS-3956	A:36/B:30/D:59,5/L:89
1.4 16V		55/75	10/03->05/06	CV Joint	L; R	F				*		GS-3138	B:33/D2:94/L:32
				CV Joint		F	5MT			*	ch.1J-4-000 001->; ch.1J-6-000 001->; engine BCA	GS-3642	A:36/B:30/D:53/L:129,5
				CV Joint		F	5MT			*	ch.1K-4-000 001->; ch.1K-6-000 001->; engine BCA	GS-3956	A:36/B:30/D:59,5/L:89
				Drive Shaft	R	F	5MT				ch.1J-4-000 001->; ch.1J-6-000 001->; engine BCA	AW-4570	A:36/D:53/L:822
				Drive Shaft	L	F	5MT				ch.1J-4-000 001->; ch.1J-6-000 001->; engine BCA	AW-4571	A:36/D:53/L:555
1.4 FSI		66/90	10/03->07/06	CV Joint	L; R	F				*		GS-3138	B:33/D2:94/L:32
				CV Joint		F	5MT			*	engine BKG; engine BLN	GS-3956	A:36/B:30/D:59,5/L:89
1.4 TSI		103/140	05/06->11/08	CV Joint		F	6MT			*		GS-3935	A:36/B:30/D:59,5/L:95,5
				CV Joint		F	6AT			*		GS-3941	A:36/B:27/D:59,5/L:106
1.4 TSI		90/122	05/07->11/08	CV Joint		F	6MT			*	engine CAXA	GS-3935	A:36/B:30/D:59,5/L:95,5
				CV Joint		F	SA			*	engine CAXA	GS-3941	A:36/B:27/D:59,5/L:106
1.4 TSI		125/170	11/05->11/08	CV Joint		F				*		GS-3941	A:36/B:27/D:59,5/L:106
				CV Joint						*		GS-3934	A:26/B:32/D:31/L:153,5
				CV Joint		F				*	engine BGU; engine BSE; engine BSF	GS-3935	A:36/B:30/D:59,5/L:95,5
				Drive Shaft	L	F	6AT			engine BGU; engine BSE; engine BSF	AW-4831	A:36/B:26/D:59,5/L:587,5	
1.6		75/102	01/04->11/08	Drive Shaft	R	F	6AT					AW-4832	A:36/B:26/D:59,5/L:884
				Drive Shaft	R	F	5MT			engine BGU	AW-4833	A:36/D:59,5/L:799/D2:100	

	kW/HP		Type	L/R	F/R	AT/MT			ABS			Technical Specification
1.6 FSI	85/115	10/03->07/08	CV Joint		F		*		engine BAG; engine BLF; engine BLP		GS-3935	A:36/B:30/D:59,5/L:95,5
1.9 TDI	66/90	05/04->11/08	CV Joint		F	5MT	*		engine BRU; engine BXF; engine BXJ		GS-3935	A:36/B:30/D:59,5/L:95,5
1.9 TDI	77/105	10/03->11/08	CV Joint		F	MT	*				GS-3935	A:36/B:30/D:59,5/L:95,5
			CV Joint		F	AT	*		engine BKC; engine BLS; engine BXE		GS-3941	A:36/B:27/D:59,5/L:106
1.9 TDI 4motion	77/105	08/04->11/08	CV Joint		F; R		*		->02/06; engine BKC		GS-3935	A:36/B:30/D:59,5/L:95,5
			CV Joint		F	6MT	*		engine BKC; engine BLS; engine BXE		GS-3941	A:36/B:27/D:59,5/L:106
			CV Joint					*				GS-3957
2.0 FSI	110/150	01/04->11/08	CV Joint		F		*		engine AXW; engine BLR; engine BLX; engine BLY; engine BVY; engine BVZ		GS-3935	A:36/B:30/D:59,5/L:95,5
			Drive Shaft	L	F	6AT			engine AXW; engine BLR; engine BLX; engine BLY; engine BVY; engine BVZ		AW-4831	A:36/B:26/D:59,5/L:587,5
			Drive Shaft	R	F	6AT						AW-4832
2.0 FSI 4motion	110/150	08/04->11/08	CV Joint				*				GS-3934	A:26/B:32/D:31/L:153,5
			CV Joint		F; R	6MT	*		engine BLX; engine BVX		GS-3935	A:36/B:30/D:59,5/L:95,5
2.0 GTI	169/230	09/06->12/08	CV Joint		F		*		engine BYD		GS-3941	A:36/B:27/D:59,5/L:106
			CV Joint		F		*		engine AXG; engine BWA		GS-3941	A:36/B:27/D:59,5/L:106
2.0 GTI	147/200	10/04->02/09	CV Joint				*				GS-3957	B:34/L:85
2.0 SDI	55/75	01/04->11/08	CV Joint		F	5MT	*				GS-3935	A:36/B:30/D:59,5/L:95,5
2.0 TDI	100/136	10/03->11/08	CV Joint		F		*		engine AZV		GS-3941	A:36/B:27/D:59,5/L:106
			CV Joint				*				GS-3957	B:34/L:85
2.0 TDI	125/170	11/05->11/08	CV Joint		F	6AT; 6MT	*		ch.1K-6-000 001->; ch.F1K-8-160 001->; engine BMN		GS-4011	A:36/B:27/D:59,5/L:105
2.0 TDI	103/140	12/04->11/08	CV Joint		F		*				GS-3941	A:36/B:27/D:59,5/L:106
			CV Joint				*				GS-3957	B:34/L:85
2.0 TDI 16V	103/140	10/03->11/08	CV Joint		F		*				GS-3941	A:36/B:27/D:59,5/L:106
			CV Joint				*				GS-3957	B:34/L:85
2.0 TDI 16V 4motion	103/140	08/04->11/08	CV Joint		R		*				GS-3935	A:36/B:30/D:59,5/L:95,5
			CV Joint		F	6MT	*				GS-3941	A:36/B:27/D:59,5/L:106
			CV Joint				*				GS-3957	B:34/L:85
2.0 TDI 4motion	103/140	08/04->11/08	CV Joint		R		*				GS-3935	A:36/B:30/D:59,5/L:95,5
			CV Joint		F	6MT	*				GS-3941	A:36/B:27/D:59,5/L:106
3.2 R32 4motion	184/250	11/05->11/08	CV Joint		R		*				GS-3935	A:36/B:30/D:59,5/L:95,5
			CV Joint		F		*				GS-3941	A:36/B:27/D:59,5/L:106
GOLF V Variant (1K5) 												
1.4	59/80	06/07->07/09	CV Joint	L; R	F		*				GS-3138	B:33/D2:94/L:32
			CV Joint		F	5MT	*		engine BUD		GS-3956	A:36/B:30/D:59,5/L:89
1.4 TSI	103/140	06/07->07/09	CV Joint		F	6MT	*		engine BMV		GS-3935	A:36/B:30/D:59,5/L:95,5
			CV Joint		F	6AT	*		engine BMV		GS-3941	A:36/B:27/D:59,5/L:106
1.4 TSI	90/122	06/07->07/09	CV Joint		F	6MT	*		engine CAXA		GS-3935	A:36/B:30/D:59,5/L:95,5
			CV Joint		F	SA	*		engine CAXA		GS-3941	A:36/B:27/D:59,5/L:106
1.4 TSI	125/170	06/07->07/09	CV Joint		F		*		engine BLG		GS-3941	A:36/B:27/D:59,5/L:106
			CV Joint				*				GS-3934	A:26/B:32/D:31/L:153,5
1.6	75/102	06/07->07/09	CV Joint		F		*		engine BSF		GS-3935	A:36/B:30/D:59,5/L:95,5
			Drive Shaft	L	F	AT			engine BSF		AW-4831	A:36/B:26/D:59,5/L:587,5
			Drive Shaft	R	F	6AT					AW-4832	A:36/B:26/D:59,5/L:884

	kw/HP		Type	L/R	F/R	AT/MT			ABS			Technical Specification
1.9 TDI	77/105	06/07->07/09	CV Joint	L; R	F	AT			*		GS-3138	B:33/D2:94/L:32
			CV Joint		F	5MT		*	engine BLS; engine BXE		GS-3935	A:36/B:30/D:59,5/L:95,5
			CV Joint		F			*	engine BLS; engine BXE		GS-3941	A:36/B:27/D:59,5/L:106
			CV Joint					*			GS-3957	B:34/L:85
1.9 TDI 4motion	77/105	01/08->07/09	CV Joint		F	5MT		*	engine BLS		GS-3935	A:36/B:30/D:59,5/L:95,5
			CV Joint		F	6MT		*	engine BLS		GS-3941	A:36/B:27/D:59,5/L:106
			CV Joint					*			GS-3957	B:34/L:85
2.0	147/200	06/07->07/09	CV Joint		F			*	engine BWA		GS-3941	A:36/B:27/D:59,5/L:106
2.0 TDI	103/140	06/07->07/09	CV Joint		F			*	engine BMM		GS-3941	A:36/B:27/D:59,5/L:106
			CV Joint					*			GS-3957	B:34/L:85
2.0 TDI	100/136	06/07->07/09	CV Joint		F			*	->06/09		GS-3941	A:36/B:27/D:59,5/L:106
			CV Joint					*			GS-3957	B:34/L:85
2.0 TDI 16V	103/140	06/07->07/09	CV Joint		F	6MT		*	engine BKD		GS-3941	A:36/B:27/D:59,5/L:106
			CV Joint					*			GS-3957	B:34/L:85
2.0 TDI 4motion	100/136	06/07->07/09	CV Joint					*			GS-3957	B:34/L:85
GOLF VI (5K1) 												
1.4	59/80	10/08->11/12	CV Joint	L; R	F			*			GS-3138	B:33/D2:94/L:32
			CV Joint		F	MT		*	engine CGGA		GS-3956	A:36/B:30/D:59,5/L:89
1.4 TSI	90/122	10/08->11/12	CV Joint		F	6MT		*			GS-3935	A:36/B:30/D:59,5/L:95,5
			CV Joint		F			*			GS-3941	A:36/B:27/D:59,5/L:106
1.4 TSI	118/160	10/08->11/12	CV Joint		F	6MT		*	engine CAVD		GS-3935	A:36/B:30/D:59,5/L:95,5
			CV Joint		F	AT		*			GS-3941	A:36/B:27/D:59,5/L:106
			CV Joint					*			GS-3934	A:26/B:32/D:31/L:153,5
1.6	75/102	10/08->11/12	CV Joint		F			*			GS-3935	A:36/B:30/D:59,5/L:95,5
			Drive Shaft	R	F	6AT					AW-4832	A:36/B:26/D:59,5/L:884
1.6 BiFuel	75/102	03/09->11/12	CV Joint		F			*			GS-3935	A:36/B:30/D:59,5/L:95,5
1.6 MultiFuel	75/102	10/08->11/12	CV Joint		F			*			GS-3935	A:36/B:30/D:59,5/L:95,5
1.6 TDI	77/105	02/09->11/12	CV Joint		F	5MT		*			GS-3935	A:36/B:30/D:59,5/L:95,5
			CV Joint		F			*			GS-3941	A:36/B:27/D:59,5/L:106
1.8 TSI	118/160	06/09->01/11	CV Joint		F			*			GS-3941	A:36/B:27/D:59,5/L:106
2.0 GTi	155/210	04/09->11/12	CV Joint		F			*	->01/10		GS-3941	A:36/B:27/D:59,5/L:106
2.0 TDI	103/140	10/08->05/13	CV Joint		F	6AT; 6MT		*	engine CBAB; engine CFFB; engine CJAA		GS-3941	A:36/B:27/D:59,5/L:106
			CV Joint					*			GS-3957	B:34/L:85
			CV Joint		F			*			GS-3935	A:36/B:30/D:59,5/L:95,5
2.0 TDI	81/110	10/08->11/12	CV Joint		F	6AT		*			GS-3941	A:36/B:27/D:59,5/L:106
			CV Joint					*			GS-3957	B:34/L:85
2.0 TDI	100/136	10/08->11/12	CV Joint		F			*			GS-3941	A:36/B:27/D:59,5/L:106
2.0 TDI 4motion	103/140	05/09->11/12	CV Joint		F			*	engine CBAB; engine CFFB		GS-3941	A:36/B:27/D:59,5/L:106
GOLF VI Variant (AJ5) 												
1.4	59/80	07/09->07/13	CV Joint	L; R	F			*			GS-3138	B:33/D2:94/L:32
1.6 TDI	77/105	07/09->07/13	CV Joint		F	5MT		*			GS-3935	A:36/B:30/D:59,5/L:95,5
			CV Joint		F			*			GS-3941	A:36/B:27/D:59,5/L:106
2.0 TDI 16V	103/140	07/09->07/13	CV Joint		F			*			GS-3941	A:36/B:27/D:59,5/L:106



KW/HP



Type

L/R

F/R

AT/MT



ABS



Technical Specification

JETTA I (16)

1.1	37/50	08/78->02/84	CV Joint	F		*		GS-3178	B:33/D2:92/L:32
			CV Joint			*		GS-3179	A:22/B:30/D:50/L:128,5
			CV Joint		MT	*	ch.17-A-0360001->	GS-3180	A:22/B:30/D:50/L:128,5
1.3	44/60	08/79->02/84	CV Joint	F		*		GS-3178	B:33/D2:92/L:32
			CV Joint			*		GS-3179	A:22/B:30/D:50/L:128,5
			CV Joint		MT	*	->03/80	GS-3180	A:22/B:30/D:50/L:128,5
1.5	51/70	08/78->02/84	CV Joint		AT; MT	*	ch.17-A-0360001->	GS-3180	A:22/B:30/D:50/L:128,5
1.5 D	37/50	08/78->07/80	CV Joint			*	ch.17-A-0116213->	GS-3180	A:22/B:30/D:50/L:128,5
1.6 D	40/54	08/80->02/84	CV Joint			*		GS-3180	A:22/B:30/D:50/L:128,5
1.6 GLI	81/110	08/78->07/82	CV Joint			*		GS-3179	A:22/B:30/D:50/L:128,5
			CV Joint		MT	*		GS-3181	A:22/B:30/D:53/L:129,5
1.6 TD	51/70	03/82->02/84	CV Joint			*		GS-3180	A:22/B:30/D:50/L:128,5
1.8	82/112	08/82->02/84	CV Joint			*		GS-3181	A:22/B:30/D:53/L:129,5

JETTA II (19E, 1G2, 165)

1.3	40/55	01/84->06/87	CV Joint			MT	*	->ch.1GN300000; ch.17D641910->	GS-3181	A:22/B:30/D:53/L:129,5
			Drive Shaft	L	F			engine HK; engine MH	AW-4239	A:22/D:50/L:562/D2:92
			Drive Shaft	R	F			engine HK; engine MH	AW-4242	A:22/D:53/L:774/D2:94
1.3 CAT	40/55	06/87->12/91	CV Joint			MT	*	->ch.1GN300000; ch.17D641910->	GS-3181	A:22/B:30/D:53/L:129,5
			Drive Shaft	L	F			engine 2G; engine MH; engine NZ	AW-4239	A:22/D:50/L:562/D2:92
			Drive Shaft	R	F			engine 2G; engine MH; engine NZ	AW-4242	A:22/D:53/L:774/D2:94
1.6	55/75	01/84->07/92	CV Joint			AT; MT	*		GS-3181	A:22/B:30/D:53/L:129,5
			Drive Shaft	L	F			engine ABN; engine EZ	AW-4241	A:22/D:53/L:539,5/D2:94
			Drive Shaft	R	F			engine ABN; engine EZ	AW-4242	A:22/D:53/L:774/D2:94
1.6	53/72	03/86->10/91	CV Joint			AT; MT	*		GS-3181	A:22/B:30/D:53/L:129,5
			Drive Shaft	L	F			engine RF	AW-4241	A:22/D:53/L:539,5/D2:94
			Drive Shaft	R	F			engine RF	AW-4242	A:22/D:53/L:774/D2:94
1.6	51/70	10/86->10/91	CV Joint			AT; MT	*		GS-3181	A:22/B:30/D:53/L:129,5
			Drive Shaft	L	F			engine PN	AW-4241	A:22/D:53/L:539,5/D2:94
			Drive Shaft	R	F			engine PN	AW-4242	A:22/D:53/L:774/D2:94
1.6 D	40/54	01/84->10/91	CV Joint			MT	*		GS-3181	A:22/B:30/D:53/L:129,5
			Drive Shaft	L	F			engine JP	AW-4241	A:22/D:53/L:539,5/D2:94
			Drive Shaft	R	F			engine JP	AW-4242	A:22/D:53/L:774/D2:94
1.6 TD	51/70	01/84->10/91	Drive Shaft	L	F			engine JR	AW-4241	A:22/D:53/L:539,5/D2:94
			Drive Shaft	R	F			engine JR	AW-4242	A:22/D:53/L:774/D2:94
1.6 TD	44/60	01/90->10/91	Drive Shaft	L	F			engine IV	AW-4241	A:22/D:53/L:539,5/D2:94
			Drive Shaft	R	F			engine IV	AW-4242	A:22/D:53/L:774/D2:94
1.6 TD	59/80	04/89->10/91	Drive Shaft	L	F			engine RA; engine SB	AW-4241	A:22/D:53/L:539,5/D2:94
			Drive Shaft	R	F			engine RA; engine SB	AW-4242	A:22/D:53/L:774/D2:94
1.8	82/112	01/84->10/91	CV Joint	L; R	F	MT	*		GS-3170	B:33/L:34
			CV Joint	L	F	MT	*		GS-3175	B:33/D2:100/L:34
			CV Joint	R	F		*	engine EV; engine PB	GS-3178	B:33/D2:92/L:32
			CV Joint	R	F	MT	*		GS-3182	B:33/D2:100/L:34
			CV Joint			MT	*		GS-3183	A:22/B:30/D:53,2/L:139
			Drive Shaft	R	F			engine EV; engine PB	AW-4244	A:22/D:53,2/L:769/D2:100



KW/HP



Type

L/R

F/R

AT/MT



ABS



Technical Specification

1.8	66/90	08/84->10/91	CV Joint	L; R	F	MT	*	->ch.1G-N-158228; ch.1G-L-000001->	GS-3170	B:33/L:34
			CV Joint	R	F		*	01/90->; engine GU	GS-3178	B:33/D2:92/L:32
			CV Joint			MT	*	FWD	GS-3181	A:22/B:30/D:53/L:129,5
			Drive Shaft	L	F			->12/89; engine GU; engine GX	AW-4241	A:22/D:53/L:539,5/D2:94
			Drive Shaft	R	F			->12/89; engine GU; engine GX	AW-4242	A:22/D:53/L:774/D2:94
			Drive Shaft	R	F			01/90->; engine GU	AW-4244	A:22/D:53,2/L:769/D2:100
1.8	79/107	08/85->10/87	CV Joint	L; R	F	MT	*		GS-3170	B:33/L:34
			CV Joint	L	F	MT	*		GS-3175	B:33/D2:100/L:34
			CV Joint	R	F		*	engine RD	GS-3178	B:33/D2:92/L:32
			CV Joint	R	F	MT	*		GS-3182	B:33/D2:100/L:34
			CV Joint			MT	*		GS-3183	A:22/B:30/D:53,2/L:139
1.8	62/84	08/86->01/90	Drive Shaft	R	F			engine RD	AW-4244	A:22/D:53,2/L:769/D2:100
			CV Joint	L; R	F	MT	*	->ch.1G-N-158228; ch.1G-L-000001->	GS-3170	B:33/L:34
			CV Joint			MT	*	->ch.1G-K-990000	GS-3181	A:22/B:30/D:53/L:129,5
1.8 16V	102/140	06/87->12/89	Drive Shaft	L	F			engine RH	AW-4241	A:22/D:53/L:539,5/D2:94
			Drive Shaft	R	F			engine RH	AW-4242	A:22/D:53/L:774/D2:94
			CV Joint	L; R	F	MT	*		GS-3170	B:33/L:34
			CV Joint	L	F	MT	*	+ plain spring disc	GS-3175	B:33/D2:100/L:34
			CV Joint	R	F		*	engine KR	GS-3178	B:33/D2:92/L:32
			CV Joint	R	F	MT	*	+ serrated spring disc	GS-3182	B:33/D2:100/L:34
1.8 16V	95/129	08/86->10/91	CV Joint			MT	*		GS-3183	A:22/B:30/D:53,2/L:139
			Drive Shaft	R	F			engine KR	AW-4244	A:22/D:53,2/L:769/D2:100
			CV Joint	L; R	F	MT	*		GS-3170	B:33/L:34
			CV Joint	L	F	MT	*	+ plain spring disc	GS-3175	B:33/D2:100/L:34
			CV Joint	R	F		*	engine PL	GS-3178	B:33/D2:92/L:32
1.8 CAT	79/107	01/87->10/91	CV Joint	R	F	MT	*	+ serrated spring disc	GS-3182	B:33/D2:100/L:34
			CV Joint			MT	*		GS-3183	A:22/B:30/D:53,2/L:139
			Drive Shaft	R	F			engine PL	AW-4244	A:22/D:53,2/L:769/D2:100
			CV Joint	L; R	F	MT	*		GS-3170	B:33/L:34
			CV Joint	L	F	MT	*	->ch.1GN158228; ch.19E431737->	GS-3175	B:33/D2:100/L:34
			CV Joint	R	F		*	engine PF	GS-3178	B:33/D2:92/L:32
1.8 CAT	66/90	08/87->10/91	CV Joint	R	F	MT	*	->ch.1GN158228; ch.19E431737->	GS-3182	B:33/D2:100/L:34
			CV Joint			MT	*	->ch.1GN158228; ch.19E431737->	GS-3183	A:22/B:30/D:53,2/L:139
			Drive Shaft	R	F			engine PF	AW-4244	A:22/D:53,2/L:769/D2:100
			CV Joint	L; R	F	MT	*	->ch.1G-N-158228; ch.1G-L-000001->	GS-3170	B:33/L:34
			CV Joint	R	F		*	01/90->; engine RP	GS-3178	B:33/D2:92/L:32
			CV Joint			MT	*	FWD	GS-3181	A:22/B:30/D:53/L:129,5
1.8 Syncro	66/90	08/87->12/88	Drive Shaft	L	F			->12/89; engine GX; engine RP	AW-4241	A:22/D:53/L:539,5/D2:94
			Drive Shaft	R	F			->12/89; engine GX; engine RP	AW-4242	A:22/D:53/L:774/D2:94
			Drive Shaft	R	F			01/90->; engine RP	AW-4244	A:22/D:53,2/L:769/D2:100
			CV Joint	L; R	F	MT	*	ch.1G-L-000001->	GS-3170	B:33/L:34
1.8 Syncro	72/98	08/88->07/91	CV Joint			MT	*	->ch.1G-K-990000; FWD	GS-3181	A:22/B:30/D:53/L:129,5
			CV Joint	L; R	F	MT	*	ch.1G-L-000001->	GS-3170	B:33/L:34
			Drive Shaft	L	F			->ch.1G-K-990 000; engine 1P	AW-4241	A:22/D:53/L:539,5/D2:94



KW/HP



Type

L/R F/R

AT/MT



ABS



Technical Specification

JETTA III (1K2)

1.4 TSI	90/122	05/07->10/10	CV Joint	F		*	07/07->	GS-3935	A:36/B:30/D:59,5/L:95,5	
			CV Joint	F		*		GS-3941	A:36/B:27/D:59,5/L:106	
1.4 TSI	103/140	07/06->10/10	CV Joint	F	6MT	*	engine BMY	GS-3935	A:36/B:30/D:59,5/L:95,5	
			CV Joint	F	6AT	*	engine BMY	GS-3941	A:36/B:27/D:59,5/L:106	
1.4 TSI	125/170	07/06->10/10	CV Joint	F		*	engine BLG	GS-3941	A:36/B:27/D:59,5/L:106	
1.4 TSI	118/160	07/08->10/10	CV Joint	F	MT	*		GS-3935	A:36/B:30/D:59,5/L:95,5	
			CV Joint	F		*		GS-3941	A:36/B:27/D:59,5/L:106	
1.6	75/102	10/05->10/10	CV Joint			*		GS-3934	A:26/B:32/D:31/L:153,5	
			CV Joint	F		*	engine BSE; engine BSF	GS-3935	A:36/B:30/D:59,5/L:95,5	
			Drive Shaft	L	F	AT		engine BSE; engine BSF	AW-4831	A:36/B:26/D:59,5/L:587,5
			Drive Shaft	R	F	6AT			AW-4832	A:36/B:26/D:59,5/L:884
			Drive Shaft	R	F	MT		--sch.1K-6-793 246; engine BSE; engine BSF	AW-4833	A:36/D:59,5/L:799/D2:100
1.6 FSI	85/115	09/05->10/10	CV Joint	F	6MT	*	engine BLF	GS-3935	A:36/B:30/D:59,5/L:95,5	
			CV Joint	F	5MT	*	engine BKC; engine BLS; engine BXE	GS-3935	A:36/B:30/D:59,5/L:95,5	
1.9 TDI	77/105	08/05->10/10	CV Joint	F	AT	*	engine BKC; engine BLS; engine BXE	GS-3941	A:36/B:27/D:59,5/L:106	
			CV Joint			*		GS-3957	B:34/L:85	
			CV Joint			*		GS-3934	A:26/B:32/D:31/L:153,5	
2.0 FSI	110/150	08/05->10/10	CV Joint	F		*	engine BLR; engine BLY; engine BVY; engine BVZ	GS-3935	A:36/B:30/D:59,5/L:95,5	
			Drive Shaft	L	F	AT		engine BLR; engine BLY; engine BVY	AW-4831	A:36/B:26/D:59,5/L:587,5
			Drive Shaft	R	F	6AT			AW-4832	A:36/B:26/D:59,5/L:884
2.0 TDI	100/136	09/05->10/10	CV Joint	F		*	engine AZV	GS-3941	A:36/B:27/D:59,5/L:106	
2.0 TDI	103/140	10/05->10/10	CV Joint	F		*	engine BMM	GS-3941	A:36/B:27/D:59,5/L:106	
2.0 TDI	125/170	10/06->10/10	CV Joint	F		*		GS-3935	A:36/B:30/D:59,5/L:95,5	
2.0 TDI 16V	103/140	08/05->10/10	CV Joint	F		*	engine BKD	GS-3941	A:36/B:27/D:59,5/L:106	
2.0 TFSI	147/200	10/05->10/10	CV Joint	F		*	engine BPY; engine BWA	GS-3941	A:36/B:27/D:59,5/L:106	
2.5	110/150	01/06->10/10	CV Joint	F		*	--06/08	GS-3935	A:36/B:30/D:59,5/L:95,5	

KAEFER

1300 1.3 (11)	29/40	01/65->07/70	CV Joint	L; R	R	AT; MT	*	MD Beetle	GS-3137	B:33/D2:94/L:32
1302 1.2 (11)	25/34	08/69->08/72	CV Joint	L; R	R	AT; MT	*	08/70->; MD 1302; MD Beetle 1302	GS-3137	B:33/D2:94/L:32
1302 1.3	29/39	08/70->07/75	CV Joint	L; R	R	AT; MT	*	MD 1302; MD Beetle 1302	GS-3137	B:33/D2:94/L:32
1302 1.3 (11)	32/44	08/70->08/72	CV Joint	L; R	R	AT; MT	*	MD 1302	GS-3137	B:33/D2:94/L:32
1302 1.6	35/48	07/71->07/74	CV Joint	L; R	R	AT; MT	*		GS-3137	B:33/D2:94/L:32
1302 1.6 (11)	37/50	01/70->08/72	CV Joint	L; R	R	AT; MT	*	08/70->; MD 1302; MD Beetle 1302	GS-3137	B:33/D2:94/L:32
1303 1.2 (13)	25/34	07/72->02/76	CV Joint	L; R	R	AT; MT	*	MD 1303	GS-3137	B:33/D2:94/L:32
1303 1.3 (13)	32/44	08/72->07/75	CV Joint	L; R	R	AT; MT	*	MD 1303	GS-3137	B:33/D2:94/L:32
1303 LS,S 1.6 (13)	37/50	08/72->12/79	CV Joint	L; R	R	AT; MT	*	MD 1303; MD Beetle 1303	GS-3137	B:33/D2:94/L:32

KAEFER Convertible (15)

1302 1.3	29/39	08/70->07/74	CV Joint	L; R	R	AT; MT	*		GS-3137	B:33/D2:94/L:32
1302 1.6	34/46	08/70->07/74	CV Joint	L; R	R	AT; MT	*		GS-3137	B:33/D2:94/L:32
1302,1303 1.6	37/50	07/70->06/79	CV Joint	L; R	R	AT; MT	*		GS-3137	B:33/D2:94/L:32
1303 1.3	32/44	07/70->03/81	CV Joint	L; R	R	AT; MT	*	--12/75; 08/72->; MD 1303; MD Beetle 1303	GS-3137	B:33/D2:94/L:32
1303 1.6	35/48	08/70->07/74	CV Joint	L; R	R	AT; MT	*		GS-3137	B:33/D2:94/L:32



KW/HP



Type

L/R F/R

AT/MT



ABS









Technical Specification







LUPPO (6X1, 6E1)

1.0	37/50	09/98->07/05	CV Joint	F		*	engine AER; engine AHT; engine ALD; engine ALL; engine ANV; engine AUC	GS-3178	B:33/D2:92/L:32
			CV Joint	F		*	engine AER; engine AHT; engine ALD; engine ALL; engine ANV; engine AUC	GS-3401	A:22/B:30/D:53/L:129,5
			Drive Shaft	R	F		engine AER; engine ALD; engine ALL; engine ANV; engine AUC	AW-4244	A:22/D:53,2/L:769/D2:100
1.2 TDI 3L	45/61	07/99->07/05	CV Joint			*		GS-3742	A:20/B:26/D:43/L:101
			CV Joint	F		*	engine AUD	GS-3178	B:33/D2:92/L:32
1.4	44/60	10/00->07/05	CV Joint	F		*	engine AUD	GS-3401	A:22/B:30/D:53/L:129,5
			Drive Shaft	R	F		engine AUD	AW-4244	A:22/D:53,2/L:769/D2:100
			CV Joint	F		*	engine AFK; engine ANM; engine AQQ; engine AUB	GS-3178	B:33/D2:92/L:32
1.4 16V	74/100	08/99->07/05	CV Joint	F		*	engine AFK; engine ANM; engine AQQ; engine AUB	GS-3401	A:22/B:30/D:53/L:129,5
			Drive Shaft	R	F		engine AFK; engine ANM; engine AQQ; engine AUB	AW-4244	A:22/D:53,2/L:769/D2:100
			CV Joint	F	MT	*	engine AHW; engine AKQ; engine APE; engine AJA; engine BBY	GS-3178	B:33/D2:92/L:32
1.4 16V	55/75	09/98->07/05	CV Joint	F		*	engine AHW; engine AKQ; engine APE; engine AJA; engine BBY	GS-3401	A:22/B:30/D:53/L:129,5
			Drive Shaft	R	F	AT; MT	engine AHW; engine AKQ; engine APE; engine AJA; engine BBY	AW-4244	A:22/D:53,2/L:769/D2:100
			CV Joint	F		*	engine ARR	GS-3178	B:33/D2:92/L:32
1.4 FSI	77/105	02/01->07/05	CV Joint	F		*	engine ARR	GS-3401	A:22/B:30/D:53/L:129,5
			Drive Shaft	R	F			AW-4244	A:22/D:53,2/L:769/D2:100
			CV Joint			*		GS-3676	B:30/D2:73,8/L:57,6
1.7 SDI	44/60	09/98->07/05	CV Joint	F		*	engine AKU	GS-3178	B:33/D2:92/L:32
			CV Joint	F		*	engine AKU	GS-3401	A:22/B:30/D:53/L:129,5
			Drive Shaft	R	F		engine AKU	AW-4244	A:22/D:53,2/L:769/D2:100

MULTIVAN V (7HM, 7HN, 7HF, 7EF, 7EM, 7EN)

1.9 TDI	62/84	01/06->11/09	CV Joint	R	F		*		GS-3949	A:26/B:28/D:50/L:268,5
			CV Joint	F		5MT	*	->ch.7H-A-050 000; ch.7H-3-000 001-; engine BRR	GS-3951	A:38/B:27/D:63/L:168
			Drive Shaft	F		5MT			AW-5472	A:26/B:37/D:50/L:136,5
			Drive Shaft	F		6MT			AW-5473	A:26/B:42/D:60/L:135,5
1.9 TDI	77/105	04/03->11/09	CV Joint	R	F	MT	*		GS-3949	A:26/B:28/D:50/L:268,5
			CV Joint	L	F	MT	*		GS-3950	B:28/D2:108/L:32
			CV Joint	F		5MT	*	->ch.7H-A-050 000; ch.7H-3-000 001-; engine AXB	GS-3951	A:38/B:27/D:63/L:168
			Drive Shaft	F		5MT			AW-5472	A:26/B:37/D:50/L:136,5
1.9 TDI	63/85	04/03->11/09	Drive Shaft	F		6MT			AW-5473	A:26/B:42/D:60/L:135,5
			CV Joint	R	F	MT	*		GS-3949	A:26/B:28/D:50/L:268,5
			CV Joint	L	F	MT	*		GS-3950	B:28/D2:108/L:32
			CV Joint	F		5MT	*	->ch.7H-A-050 000; ch.7H-3-000 001-; engine BRS	GS-3951	A:38/B:27/D:63/L:168
1.9 TDI	75/102	06/06->11/09	Drive Shaft	F		5MT			AW-5472	A:26/B:37/D:50/L:136,5
			Drive Shaft	F		6MT			AW-5473	A:26/B:42/D:60/L:135,5
			CV Joint	R	F	MT	*	->11/15	GS-3949	A:26/B:28/D:50/L:268,5
			CV Joint	L	F	MT	*		GS-3950	B:28/D2:108/L:32
2.0	85/115	11/03->	CV Joint	F		5MT	*	->ch.7H-A-050 000; ch.7H-3-000 001-; engine AXA	GS-3951	A:38/B:27/D:63/L:168
			Drive Shaft	F		5MT		->11/15	AW-5472	A:26/B:37/D:50/L:136,5
			Drive Shaft	F		6MT		->11/15	AW-5473	A:26/B:42/D:60/L:135,5

	kw/HP		Type	L/R	F/R	AT/MT			ABS			Technical Specification
2.0 BiTDI	132/180	09/09->	CV Joint		F		*		05/10->		GS-3952	A:38/B:29/D:63/L:172,5
			Drive Shaft		F	5MT			--11/15		AW-5472	A:26/B:37/D:50/L:136,5
			Drive Shaft		F	6MT			--11/15		AW-5473	A:26/B:42/D:60/L:135,5
2.0 BiTDI 4motion	132/180	09/09->	CV Joint		F		*		05/10->		GS-3952	A:38/B:29/D:63/L:172,5
			Drive Shaft		F	5MT			--11/15; 01/10->		AW-5472	A:26/B:37/D:50/L:136,5
			Drive Shaft		F	6MT			--11/15; 01/10->		AW-5473	A:26/B:42/D:60/L:135,5
2.0 TDI	84/114	05/11->	Drive Shaft		F	5MT			--11/15		AW-5472	A:26/B:37/D:50/L:136,5
			Drive Shaft		F	6MT			--11/15		AW-5473	A:26/B:42/D:60/L:135,5
2.0 TDI	62/84	09/09->	Drive Shaft		F	5MT			--11/15		AW-5472	A:26/B:37/D:50/L:136,5
			Drive Shaft		F	6MT			--11/15		AW-5473	A:26/B:42/D:60/L:135,5
2.0 TDI	75/102	09/09->	Drive Shaft		F	5MT			--11/15		AW-5472	A:26/B:37/D:50/L:136,5
			Drive Shaft		F	6MT			--11/15		AW-5473	A:26/B:42/D:60/L:135,5
2.0 TDI	103/140	09/09->	CV Joint		F	AT	*		05/10->		GS-3952	A:38/B:29/D:63/L:172,5
			Drive Shaft		F	5MT			--11/15		AW-5472	A:26/B:37/D:50/L:136,5
			Drive Shaft		F	6MT			--11/15		AW-5473	A:26/B:42/D:60/L:135,5
2.0 TDI 4motion	103/140	09/09->	CV Joint		F		*		05/10->		GS-3952	A:38/B:29/D:63/L:172,5
			Drive Shaft		F	5MT			--11/15		AW-5472	A:26/B:37/D:50/L:136,5
			Drive Shaft		F	6MT			--11/15		AW-5473	A:26/B:42/D:60/L:135,5
2.0 TSI	150/204	05/11->	Drive Shaft	L	F	MT					AW-4840	A:38/B:26/D:63/L:613
			Drive Shaft		F	5MT			--11/15		AW-5472	A:26/B:37/D:50/L:136,5
			Drive Shaft		F	6MT			--11/15		AW-5473	A:26/B:42/D:60/L:135,5
2.0 TSI	110/150	07/12->	Drive Shaft		F	5MT			--11/15		AW-5472	A:26/B:37/D:50/L:136,5
			Drive Shaft		F	6MT			--11/15		AW-5473	A:26/B:42/D:60/L:135,5
2.0 TSI 4motion	150/204	07/11->	Drive Shaft		F	5MT			--11/15		AW-5472	A:26/B:37/D:50/L:136,5
			Drive Shaft		F	6MT			--11/15		AW-5473	A:26/B:42/D:60/L:135,5
2.5 TDI	96/130	04/03->11/09	CV Joint		F		*				GS-3952	A:38/B:29/D:63/L:172,5
			CV Joint	R	F	MT		*			GS-4769	A:26/B:30/D:50/L:366
			Drive Shaft	L	F	6AT; 6MT					AW-4840	A:38/B:26/D:63/L:613
			Drive Shaft	R	F	6MT					AW-4841	A:38/B:26/D:63/L:873
			Drive Shaft		F	5MT					AW-5472	A:26/B:37/D:50/L:136,5
			Drive Shaft		F	6MT					AW-5473	A:26/B:42/D:60/L:135,5
2.5 TDI	128/174	04/03->11/09	CV Joint		F		*				GS-3952	A:38/B:29/D:63/L:172,5
			CV Joint	R	F	MT		*			GS-4769	A:26/B:30/D:50/L:366
			Drive Shaft	L	F	6AT; 6MT					AW-4840	A:38/B:26/D:63/L:613
			Drive Shaft	R	F	6MT					AW-4841	A:38/B:26/D:63/L:873
			Drive Shaft		F	5MT					AW-5472	A:26/B:37/D:50/L:136,5
			Drive Shaft		F	6MT					AW-5473	A:26/B:42/D:60/L:135,5
2.5 TDI	120/163	11/03->11/09	CV Joint		F		*				GS-3952	A:38/B:29/D:63/L:172,5
			CV Joint	R	F	MT		*			GS-4769	A:26/B:30/D:50/L:366
			Drive Shaft	L	F						AW-4840	A:38/B:26/D:63/L:613
			Drive Shaft	R	F				--01/07		AW-4841	A:38/B:26/D:63/L:873
			Drive Shaft		F	5MT					AW-5472	A:26/B:37/D:50/L:136,5
2.5 TDI 4motion	96/130	07/04->11/09	Drive Shaft		F	6MT					AW-5473	A:26/B:42/D:60/L:135,5
			CV Joint		F		*				GS-3952	A:38/B:29/D:63/L:172,5
			Drive Shaft	L	F	6MT					AW-4840	A:38/B:26/D:63/L:613
			Drive Shaft		F	5MT					AW-5472	A:26/B:37/D:50/L:136,5
Drive Shaft		F	6MT					AW-5473	A:26/B:42/D:60/L:135,5			

	kw/HP		Type	L/R	F/R	AT/MT			ABS			Technical Specification
2.5 TDI 4motion	128/174	07/04->11/09	CV Joint		F				*		GS-3952	A:38/B:29/D:63/L:172,5
			Drive Shaft	L	F	6MT					AW-4840	A:38/B:26/D:63/L:613
			Drive Shaft		F	5MT					AW-5472	A:26/B:37/D:50/L:136,5
			Drive Shaft		F	6MT					AW-5473	A:26/B:42/D:60/L:135,5
3.2 V6	170/231	02/04->06/04	CV Joint		F				*		GS-3952	A:38/B:29/D:63/L:172,5
			Drive Shaft	L	F	6AT					AW-4840	A:38/B:26/D:63/L:613
			Drive Shaft		F	5MT					AW-5472	A:26/B:37/D:50/L:136,5
			Drive Shaft		F	6MT					AW-5473	A:26/B:42/D:60/L:135,5
3.2 V6	173/235	02/04->11/09	CV Joint		F				*		GS-3952	A:38/B:29/D:63/L:172,5
			Drive Shaft	L	F	6AT					AW-4840	A:38/B:26/D:63/L:613
			Drive Shaft		F	5MT					AW-5472	A:26/B:37/D:50/L:136,5
			Drive Shaft		F	6MT					AW-5473	A:26/B:42/D:60/L:135,5
3.2 V6 4motion	173/235	07/04->11/09	CV Joint		F				*		GS-3952	A:38/B:29/D:63/L:172,5
			Drive Shaft	L	F	6AT					AW-4840	A:38/B:26/D:63/L:613
			Drive Shaft		F	5MT					AW-5472	A:26/B:37/D:50/L:136,5
			Drive Shaft		F	6MT					AW-5473	A:26/B:42/D:60/L:135,5

NEW BEETLE (9C1, 1C1) 

1.4	55/75	11/01->09/10	CV Joint	L; R	F				*		GS-3138	B:33/D2:94/L:32	
			CV Joint		F	5MT			*	engine BCA	GS-3642	A:36/B:30/D:53/L:129,5	
1.6	75/102	06/00->09/10	CV Joint		F				*	engine AYD	GS-3185	A:36/B:30/D:53,2/L:138,5	
1.6	74/100	10/99->09/00	CV Joint		F				*	engine AWH	GS-3185	A:36/B:30/D:53,2/L:138,5	
1.8 T	110/150	10/99->09/10	CV Joint		F				*	engine AVC; engine AWU; engine AWW	GS-3185	A:36/B:30/D:53,2/L:138,5	
			CV Joint			AT; MT			*		GS-3182	B:33/D2:100/L:34	
1.9 TDI	66/90	01/98->06/04	CV Joint		F				*	engine ALH	GS-3185	A:36/B:30/D:53,2/L:138,5	
			Drive Shaft	L	F	MT					engine ALH	AW-4263	A:36/D:53,2/L:557/D2:100
			Drive Shaft	R	F	MT						engine ALH	AW-4572
1.9 TDI	74/101	02/01->09/10	CV Joint			AT; MT			*		GS-3182	B:33/D2:100/L:34	
			CV Joint		F				*		GS-3185	A:36/B:30/D:53,2/L:138,5	
			Drive Shaft	L	F						+ headlamp levelling [auto.]; ->12/01; engine ATD	AW-4263	A:36/D:53,2/L:557/D2:100
1.9 TDI	77/105	07/05->09/10	Drive Shaft	R	F					->12/01; engine ATD	AW-4572	A:36/D:53,2/L:822/D2:100	
			CV Joint		F	MT			*	engine BSW	GS-3185	A:36/B:30/D:53,2/L:138,5	
2.0	85/115	01/98->09/10	CV Joint	L	F	MT			*		GS-3147	B:33/D2:100/L:32	
			CV Joint		F				*	engine AQY	GS-3185	A:36/B:30/D:53,2/L:138,5	
2.3 V5	125/170	10/00->09/10	CV Joint		F				*	engine AQN	GS-3185	A:36/B:30/D:53,2/L:138,5	
2.5	110/150	07/05->09/10	CV Joint		F				*		GS-3185	A:36/B:30/D:53,2/L:138,5	

NEW BEETLE Convertible (1Y7) 

1.4	55/75	01/03->09/10	CV Joint	L; R	F				*		GS-3138	B:33/D2:94/L:32
			CV Joint		F	MT			*	engine BCA	GS-3642	A:36/B:30/D:53/L:129,5
1.6	75/102	01/03->09/10	CV Joint		F	MT			*	engine BFS	GS-3185	A:36/B:30/D:53,2/L:138,5
1.8 T	110/150	01/03->09/10	CV Joint		F	MT			*	engine AWU	GS-3185	A:36/B:30/D:53,2/L:138,5
1.9 TDI	74/100	06/03->09/10	CV Joint			AT; MT			*		GS-3182	B:33/D2:100/L:34
			CV Joint		F				*	engine AXR	GS-3185	A:36/B:30/D:53,2/L:138,5
1.9 TDI	77/105	07/05->09/10	CV Joint		F	MT			*	engine BSW	GS-3185	A:36/B:30/D:53,2/L:138,5
2.0	85/115	09/02->10/10	CV Joint		F				*	engine AZJ	GS-3185	A:36/B:30/D:53,2/L:138,5
2.5	110/150	07/05->09/10	CV Joint		F				*		GS-3185	A:36/B:30/D:53,2/L:138,5



kW/HP



Type

L/R F/R

AT/MT



ABS



Technical Specification

PASSAT [32B]

1.8	82/112	12/83->03/88	CV Joint	L; R	F	AT; MT	*	->07/84	GS-3170	B:33/L:34
			CV Joint	L	F	AT; MT	*		GS-3175	B:33/D2:100/L:34
			CV Joint	R	F	AT; MT	*		GS-3182	B:33/D2:100/L:34
			CV Joint			AT; MT	*		GS-3183	A:22/B:30/D:53,2/L:139
			CV Joint	L; R	F	AT; MT	*	->07/84	GS-3184	A:22/B:30/D:53/L:139,5
			Drive Shaft	R	F	AT; MT		->07/84	AW-4246	A:22/D:53/L:793/D2:100
1.9	85/115	01/81->07/83	CV Joint	L; R	F	AT; MT	*		GS-3170	B:33/L:34
			CV Joint	R	F	AT	*		GS-3175	B:33/D2:100/L:34
2.0	85/115	08/83->03/88	CV Joint	L; R	F	MT	*		GS-3170	B:33/L:34
			CV Joint	R	F	AT	*		GS-3175	B:33/D2:100/L:34
2.2	100/136	01/85->03/88	CV Joint		F		*	->ch.32-J-299 999; engine KV	GS-3109	B:28/D2:108/L:32
2.2	85/115	08/85->03/88	CV Joint	L; R	F	AT; MT	*		GS-3170	B:33/L:34
			CV Joint	R	F	AT	*		GS-3175	B:33/D2:100/L:34

PASSAT [362]

2.0 TDI	103/140	08/10->12/14	CV Joint		F	6AT; 6MT	*		GS-3941	A:36/B:27/D:59,5/L:106
			CV Joint		F	6MT	*	HIGHLINE	GS-4011	A:36/B:27/D:59,5/L:105

PASSAT [3A2, 35I]

1.6	53/72	02/88->09/91	CV Joint			MT	*		GS-3181	A:22/B:30/D:53/L:129,5
			Drive Shaft	L	F			->ch.31-L-400 000; engine 1F; engine EZ	AW-4239	A:22/D:50/L:562/D2:92
			Drive Shaft	L	F			ch.31-M-000 001->; engine 1F; engine EZ	AW-4245	A:22/D:53,2/L:557/D2:100
1.6	55/75	02/88->12/88	CV Joint			MT	*		GS-3181	A:22/B:30/D:53/L:129,5
			Drive Shaft	L	F			->ch.31-L-400 000; engine 1F; engine EZ	AW-4239	A:22/D:50/L:562/D2:92
			Drive Shaft	L	F			ch.31-M-000 001->; engine 1F; engine EZ	AW-4245	A:22/D:53,2/L:557/D2:100
1.6	74/101	10/94->08/96	CV Joint	L; R	F	MT	*		GS-3170	B:33/L:34
			CV Joint	L	F	MT	*		GS-3175	B:33/D2:100/L:34
			CV Joint	R	F	MT	*		GS-3182	B:33/D2:100/L:34
			CV Joint			MT	*		GS-3183	A:22/B:30/D:53,2/L:139
			CV Joint	L; R	F	AT; MT	*		GS-3184	A:22/B:30/D:53/L:139,5
			Drive Shaft	L	F	MT		engine AEK; engine AFT	AW-4245	A:22/D:53,2/L:557/D2:100
			Drive Shaft	R	F	MT			AW-4246	A:22/D:53/L:793/D2:100
1.6 TD	59/80	08/88->09/93	CV Joint	L; R	F	MT	*	ch.31-M-000001->	GS-3170	B:33/L:34
			CV Joint	L	F	MT	*	ch.31-M-000001->	GS-3175	B:33/D2:100/L:34
			CV Joint			MT	*	->ch.31-L-400000	GS-3181	A:22/B:30/D:53/L:129,5
			CV Joint	R	F	MT	*	ch.31-M-000001->	GS-3182	B:33/D2:100/L:34
			CV Joint			MT	*	ch.31-M-000001->	GS-3183	A:22/B:30/D:53,2/L:139
			CV Joint	L; R	F	MT	*	ch.31-M-000001->	GS-3184	A:22/B:30/D:53/L:139,5
			Drive Shaft	L	F			->ch.31-L-400 000; engine RA; engine SB	AW-4239	A:22/D:50/L:562/D2:92
			Drive Shaft	L	F			01/92->; ch.31-M-000 001->; engine SB	AW-4245	A:22/D:53,2/L:557/D2:100
			Drive Shaft	R	F	MT		ch.31-M-000001->	AW-4246	A:22/D:53/L:793/D2:100



kW/HP



Type

L/R

F/R

AT/MT



ABS



Technical Specification

			Type	L/R	F/R	AT/MT						
1.8	66/90	02/88->08/96	CV Joint	L; R	F	AT; MT	*	->ch.3A-V-300000; ch.31-J-000001->	GS-3170	B:33/L:34		
			CV Joint	L	F	AT; MT	*	+ plain spring disc	GS-3175	B:33/D2:100/L:34		
			CV Joint	R	F	AT; MT	*	+ serrated spring disc	GS-3182	B:33/D2:100/L:34		
			CV Joint			AT; MT	*		GS-3183	A:22/B:30/D:53,2/L:139		
			CV Joint	L; R	F	AT; MT	*	->ch.3A-V-300000; ch.31-J-000001->	GS-3184	A:22/B:30/D:53/L:139,5		
			Drive Shaft	L	F	AT; MT		->12/93; engine ABS; engine ADZ; engine RP	AW-4245	A:22/D:53,2/L:557/D2:100		
			Drive Shaft	R	F	MT		->ch.3A-V-300000; ch.31-L-201814->	AW-4246	A:22/D:53/L:793/D2:100		
1.8	79/107	04/88->07/93	CV Joint	L; R	F	AT; MT	*	->07/90	GS-3170	B:33/L:34		
			CV Joint	L	F	AT; MT	*	+ plain spring disc	GS-3175	B:33/D2:100/L:34		
			CV Joint	R	F	AT; MT	*	+ serrated spring disc	GS-3182	B:33/D2:100/L:34		
			CV Joint			AT; MT	*		GS-3183	A:22/B:30/D:53,2/L:139		
			CV Joint	L; R	F	AT; MT	*	->07/90	GS-3184	A:22/B:30/D:53/L:139,5		
			Drive Shaft	L	F			engine PF	AW-4245	A:22/D:53,2/L:557/D2:100		
			Drive Shaft	R	F	AT; MT		->07/90	AW-4246	A:22/D:53/L:793/D2:100		
1.8	82/112	04/88->07/92	CV Joint	L; R	F	AT; MT	*		GS-3170	B:33/L:34		
			CV Joint	L	F	AT; MT	*	+ plain spring disc	GS-3175	B:33/D2:100/L:34		
			CV Joint	R	F	AT; MT	*	+ serrated spring disc	GS-3182	B:33/D2:100/L:34		
			CV Joint			AT; MT	*		GS-3183	A:22/B:30/D:53,2/L:139		
			CV Joint	L; R	F	AT; MT	*		GS-3184	A:22/B:30/D:53/L:139,5		
			Drive Shaft	L	F			engine PB	AW-4245	A:22/D:53,2/L:557/D2:100		
			Drive Shaft	R	F	AT; MT			AW-4246	A:22/D:53/L:793/D2:100		
1.8	55/75	08/90->08/96	CV Joint	L; R	F	AT; MT	*	->ch.3A-V-300000; ch.31-J-000001->	GS-3170	B:33/L:34		
			CV Joint	L	F	AT; MT	*	+ plain spring disc	GS-3175	B:33/D2:100/L:34		
			CV Joint	R	F	AT; MT	*	+ serrated spring disc	GS-3182	B:33/D2:100/L:34		
			CV Joint			AT; MT	*		GS-3183	A:22/B:30/D:53,2/L:139		
			CV Joint	L; R	F	AT; MT	*	->ch.3A-V-300000; ch.31-J-000001->	GS-3184	A:22/B:30/D:53/L:139,5		
			Drive Shaft	L	F	MT		engine AAM	AW-4245	A:22/D:53,2/L:557/D2:100		
			Drive Shaft	R	F	MT		->ch.3A-V-300000; ch.31-L-201814->	AW-4246	A:22/D:53/L:793/D2:100		
1.8 16V	100/136	04/88->12/89	CV Joint	L; R	F	AT; MT	*		GS-3170	B:33/L:34		
			CV Joint	L	F	AT; MT	*		GS-3175	B:33/D2:100/L:34		
			CV Joint	R	F	AT; MT	*		GS-3182	B:33/D2:100/L:34		
			CV Joint			AT; MT	*		GS-3183	A:22/B:30/D:53,2/L:139		
			CV Joint	L; R	F	AT; MT	*		GS-3184	A:22/B:30/D:53/L:139,5		
			Drive Shaft	L	F			engine KR	AW-4245	A:22/D:53,2/L:557/D2:100		
			Drive Shaft	R	F	AT; MT			AW-4246	A:22/D:53/L:793/D2:100		
1.8 G60 Syncro	118/160	08/88->08/96	CV Joint	L; R	F	MT	*	->07/93; ->ch.31-P-300000; ch.31-L-000001->	GS-3170	B:33/L:34		
			CV Joint	L	F	MT	*	FWD	GS-3175	B:33/D2:100/L:34		
			CV Joint	R	F	MT	*	FWD	GS-3182	B:33/D2:100/L:34		
			CV Joint			MT	*	FWD	GS-3183	A:22/B:30/D:53,2/L:139		
			CV Joint	L; R	F	MT	*	->07/93; ->ch.31-P-300000; ch.31-L-000001->	GS-3184	A:22/B:30/D:53/L:139,5		
			Drive Shaft	L	F			->ch.31-N-105 278; engine PG	AW-4245	A:22/D:53,2/L:557/D2:100		



KW/HP



Type

L/R

F/R

AT/MT











ABS



Technical Specification

	KW/HP		Type	L/R	F/R	AT/MT			ABS			Technical Specification
1.9 D	50/68	05/89->10/93	CV Joint	L; R	F	MT			*		GS-3170	B:33/L:34
			CV Joint	L	F	MT			*		GS-3175	B:33/D2:100/L:34
			CV Joint	R	F	MT			*		GS-3182	B:33/D2:100/L:34
			CV Joint			MT			*		GS-3183	A:22/B:30/D:53,2/L:139
			CV Joint	L; R	F	MT			*		GS-3184	A:22/B:30/D:53/L:139,5
			Drive Shaft	L	F					engine 1Y	AW-4245	A:22/D:53,2/L:557/D2:100
			Drive Shaft	R	F	MT					AW-4246	A:22/D:53/L:793/D2:100
1.9 TD	55/75	03/91->08/96	CV Joint	L; R	F	AT; MT			*	->ch.3A-V-300000; ch.31-K-296658->	GS-3170	B:33/L:34
			CV Joint	L	F	AT; MT			*		GS-3175	B:33/D2:100/L:34
			CV Joint	R	F	AT; MT			*		GS-3182	B:33/D2:100/L:34
			CV Joint			AT; MT			*		GS-3183	A:22/B:30/D:53,2/L:139
			CV Joint	L; R	F	AT; MT			*	->ch.3A-V-300000; ch.31-K-296658->	GS-3184	A:22/B:30/D:53/L:139,5
			Drive Shaft	L	F	AT; MT				->12/93; engine AAZ	AW-4245	A:22/D:53,2/L:557/D2:100
			Drive Shaft	R	F	AT; MT				->ch.3A-V-300000; ch.31-K-296658->	AW-4246	A:22/D:53/L:793/D2:100
1.9 TDI	81/110	03/96->08/96	CV Joint	L; R	F	MT			*		GS-3170	B:33/L:34
			CV Joint	L	F	MT			*		GS-3175	B:33/D2:100/L:34
			CV Joint	R	F	MT			*		GS-3182	B:33/D2:100/L:34
			CV Joint		F				*	->ch.3A-V-300 000; engine AFN	GS-3185	A:36/B:30/D:53,2/L:138,5
1.9 TDI	66/90	10/93->08/96	CV Joint	L	F	AT; MT			*		GS-3175	B:33/D2:100/L:34
			CV Joint	R	F	AT; MT			*		GS-3182	B:33/D2:100/L:34
			CV Joint			AT; MT			*		GS-3183	A:22/B:30/D:53,2/L:139
			Drive Shaft	L	F	MT				engine 1Z	AW-4245	A:22/D:53,2/L:557/D2:100
2.0	85/115	02/90->08/96	CV Joint	L; R	F	AT; MT			*	->ch.3A-V-300000; ch.31-L-201814->	GS-3170	B:33/L:34
			CV Joint						*	+ plain spring disc	GS-3175	B:33/D2:100/L:34
			CV Joint						*	+ serrated spring disc	GS-3182	B:33/D2:100/L:34
			CV Joint			AT; MT			*		GS-3183	A:22/B:30/D:53,2/L:139
			CV Joint	L; R	F	AT; MT			*	->ch.3A-V-300000; ch.31-L-201814->	GS-3184	A:22/B:30/D:53/L:139,5
2.0	79/107	03/95->08/96	Drive Shaft	L	F	MT				01/94->; engine 2E; engine ADY; engine AGG	AW-4245	A:22/D:53,2/L:557/D2:100
			Drive Shaft	R	F	MT				->ch.3A-V-300000; ch.31-L-201814->	AW-4246	A:22/D:53/L:793/D2:100
			CV Joint	L; R	F	MT			*		GS-3170	B:33/L:34
			CV Joint	L	F	AT; MT			*	FWD	GS-3175	B:33/D2:100/L:34
			CV Joint			AT; MT			*	FWD	GS-3182	B:33/D2:100/L:34
			CV Joint			AT; MT			*	FWD	GS-3183	A:22/B:30/D:53,2/L:139
			CV Joint	L; R	F	AT; MT			*		GS-3184	A:22/B:30/D:53/L:139,5
2.0 16V	110/150	01/94->08/96	Drive Shaft	L	F	MT				engine AEP	AW-4245	A:22/D:53,2/L:557/D2:100
			Drive Shaft	R	F	MT					AW-4246	A:22/D:53/L:793/D2:100
			CV Joint	L; R	F	MT			*		GS-3170	B:33/L:34
			CV Joint	L	F	MT			*		GS-3175	B:33/D2:100/L:34
2.0 16V	100/136	08/88->09/93	CV Joint	R	F	MT			*		GS-3182	B:33/D2:100/L:34
			CV Joint		F				*	engine ABF	GS-3185	A:36/B:30/D:53,2/L:138,5
			CV Joint	L; R	F	AT; MT			*		GS-3170	B:33/L:34
			CV Joint	L	F	AT; MT			*		GS-3175	B:33/D2:100/L:34
			CV Joint	R	F	AT; MT			*		GS-3182	B:33/D2:100/L:34
			CV Joint			AT; MT			*		GS-3183	A:22/B:30/D:53,2/L:139
			CV Joint	L; R	F	AT; MT			*		GS-3184	A:22/B:30/D:53/L:139,5
Drive Shaft	L	F					engine 9A	AW-4245	A:22/D:53,2/L:557/D2:100			
Drive Shaft	R	F	AT; MT					AW-4246	A:22/D:53/L:793/D2:100			

				Type	L/R	F/R	AT/MT			ABS			Technical Specification
2.0 Syncro	85/115	10/90->08/96	CV Joint	L; R	F	MT		*		-->ch.31-P-300000; ch.31-L-000001->		GS-3170	B:33/L:34
			CV Joint	L	F	AT; MT		*		FWD		GS-3175	B:33/D2:100/L:34
			CV Joint	R	F	AT; MT		*		FWD		GS-3182	B:33/D2:100/L:34
			CV Joint			AT; MT		*		FWD		GS-3183	A:22/B:30/D:53,2/L:139
			CV Joint	L; R	F	AT; MT		*			-->ch.3A-V-300000; ch.31-L-000001->		GS-3184
2.8 VR6	128/174	06/91->08/96	CV Joint	L; R	F	MT		*				GS-3170	B:33/L:34
			CV Joint	L	F	MT		*				GS-3175	B:33/D2:100/L:34
			CV Joint	R	F	MT		*				GS-3182	B:33/D2:100/L:34
			CV Joint		F			*	engine AAA		GS-3185	A:36/B:30/D:53,2/L:138,5	
PASSAT [3B2] 													
1.6	74/101	10/96->11/00	CV Joint		F	MT		*		engine AHL		GS-3164	B:33/D2:100/L:32
			CV Joint					*	45	engine AHL		GS-3572	A:33/B:30/D:53/L:92
			Drive Shaft	L	F	MT			45	engine AHL		AW-4490	A:33/D:53/L:614/D2:100
			Drive Shaft	R	F	MT			45	engine AHL		AW-4493	A:33/D:53/L:636/D2:100
1.8	85/115	01/97->11/00	CV Joint		F	MT		*		engine AFY		GS-3109	B:28/D2:108/L:32
			CV Joint		F			*	45	engine AFY		GS-3572	A:33/B:30/D:53/L:92
			Drive Shaft	R	F	MT			45	engine AFY		AW-4494	A:33/D:53/L:634/D2:108
			Drive Shaft	L	F	MT			45	engine AFY		AW-4495	A:33/D:53/L:614/D2:108
1.8	92/125	10/96->11/00	CV Joint		F	MT		*		engine ADR; engine APT; engine ARG		GS-3109	B:28/D2:108/L:32
			CV Joint		F			*	45	engine ADR; engine APT; engine ARG		GS-3572	A:33/B:30/D:53/L:92
			Drive Shaft	R	F	MT			45	engine ADR; engine APT; engine ARG		AW-4494	A:33/D:53/L:634/D2:108
			Drive Shaft	L	F	MT			45	engine ADR; engine APT; engine ARG		AW-4495	A:33/D:53/L:614/D2:108
1.8 Syncro/4motion	92/125	10/96->11/00	CV Joint		F; R			*		01/98->; engine ADR; engine APT; engine ARG		GS-3164	B:33/D2:100/L:32
			CV Joint		F; R			*	45	01/98->; engine ADR; engine APT; engine ARG		GS-3572	A:33/B:30/D:53/L:92
			CV Joint					*	45			GS-3667	A:33/B:30/D:53/L:92
			Drive Shaft	L	F				45	engine ADR; engine APT; engine ARG		AW-4490	A:33/D:53/L:614/D2:100
			Drive Shaft	R	F				45	engine ADR; engine APT; engine ARG		AW-4493	A:33/D:53/L:636/D2:100
1.8 T	110/150	10/96->11/00	CV Joint		F	MT		*		engine AEB; engine ANB; engine APU		GS-3109	B:28/D2:108/L:32
			CV Joint		F			*	45	engine AEB; engine ANB; engine APU		GS-3572	A:33/B:30/D:53/L:92
			Drive Shaft	R	F	MT			45	engine AEB; engine ANB; engine APU		AW-4494	A:33/D:53/L:634/D2:108
			Drive Shaft	L	F	MT			45	engine AEB; engine ANB; engine APU		AW-4495	A:33/D:53/L:614/D2:108
1.9 TDI	74/101	02/00->11/00	CV Joint		F	AT		*		engine AVB		GS-3399	A:38/B:27/D:59,5/L:97,5
			CV Joint		F	MT		*	45	- H/D; engine AVB		GS-3743	A:33/B:27/D:53/L:93
			CV Joint	L; R	F			*		trans.type MT		GS-4046	B:34/D2:88/L:59,5
1.9 TDI	85/115	08/98->11/00	CV Joint		F	AT; MT		*		engine AJM; engine ATJ		GS-3399	A:38/B:27/D:59,5/L:97,5
			CV Joint		F	MT		*	45	- H/D; engine AJM		GS-3743	A:33/B:27/D:53/L:93
			CV Joint					*				GS-4046	B:34/D2:88/L:59,5
			CV Joint		F			*	45	ch.3B-V-000 001->; engine AHH		GS-3572	A:33/B:30/D:53/L:92
1.9 TDI	66/90	10/96->11/00	Drive Shaft	L	F	MT			-->ch.3A-V-300 000; engine AHU		AW-4245	A:22/D:53,2/L:557/D2:100	
			Drive Shaft	R	F	MT			45	ch.3B-V-000 001->; engine AHH; engine AHU		AW-4500	A:33/D:53/L:622/D2:88
			Drive Shaft	L	F	MT			45	ch.3B-V-000 001->; engine AHH; engine AHU		AW-4501	A:33/D:53/L:602/D2:90
1.9 TDI	81/110	10/96->11/00	CV Joint		F			*		ch.3B-V-000 001->; engine AFN; engine AVG		GS-3399	A:38/B:27/D:59,5/L:97,5
			Drive Shaft	L	F	MT			45	- H/D; ch.3B-V-000 001->; engine AFN; engine AVG		AW-4496	A:38/D:59,5/L:603/D2:88
			Drive Shaft	R	F	MT			45	- H/D; ch.3B-V-000 001->; engine AFN; engine AVG		AW-4497	A:38/D:59,5/L:624/D2:90
1.9 TDI 4motion	85/115	08/99->11/00	CV Joint		R			*		engine ATJ		GS-3164	B:33/D2:100/L:32
			CV Joint		F			*	45	engine ATJ		GS-3399	A:38/B:27/D:59,5/L:97,5
			CV Joint		R			*	45	engine ATJ		GS-3572	A:33/B:30/D:53/L:92



KW/HP



Type

L/R

F/R

AT/MT



ABS



Technical Specification

1.9 TDI Syncro/4motion	81/110	10/96->11/00	CV Joint	R			*		engine AFN; engine AVG	GS-3164	B:33/D2:100/L:32	
			CV Joint	F; R			*	45	engine AFN; engine AVG	GS-3572	A:33/B:30/D:53/L:92	
			CV Joint				*	45		GS-3667	A:33/B:30/D:53/L:92	
			Drive Shaft	R	F				45	engine AFN; engine AVG	AW-4500	A:33/D:53/L:622/D2:88
			Drive Shaft	L	F				45	engine AFN; engine AVG	AW-4501	A:33/D:53/L:602/D2:90
2.3 VR5	110/150	10/96->11/00	CV Joint	F	MT		*	45	engine AGZ	GS-3572	A:33/B:30/D:53/L:92	
			CV Joint	F	AT		*	45	engine AGZ	GS-3573	A:38/B:30/D:59,5/L:93,5	
			Drive Shaft	R	F	MT			45	engine AGZ	AW-4500	A:33/D:53/L:622/D2:88
2.3 VR5 Syncro/4motion	110/150	10/97->11/00	Drive Shaft	L	F	MT		45	engine AGZ	AW-4501	A:33/D:53/L:602/D2:90	
			CV Joint	R			*		engine AGZ	GS-3164	B:33/D2:100/L:32	
			CV Joint	F; R			*	45	engine AGZ	GS-3572	A:33/B:30/D:53/L:92	
2.5 TDI	110/150	07/98->11/00	Drive Shaft	R	F			45	engine AGZ	AW-4500	A:33/D:53/L:622/D2:88	
			Drive Shaft	L	F	MT			45	engine AFB; engine AKN	GS-3399	A:38/B:27/D:59,5/L:97,5
			Drive Shaft	R	F	MT			45	engine AFB; engine AKN	AW-4496	A:38/D:59,5/L:603/D2:88
2.5 TDI Syncro/4motion	110/150	12/98->11/00	Drive Shaft	L	F	MT		45	engine AFB; engine AKN	AW-4497	A:38/D:59,5/L:624/D2:90	
			CV Joint	R			*	45	engine AFB; engine AKN	GS-3164	B:33/D2:100/L:32	
			CV Joint	F	MT		*	45	engine AFB; engine AKN	GS-3399	A:38/B:27/D:59,5/L:97,5	
2.8 V6	132/180	05/97->09/99	CV Joint	R			*	45	engine AFB; engine AKN	GS-3572	A:33/B:30/D:53/L:92	
			CV Joint	F	AT		*	45	engine AFB; engine AKN	GS-3573	A:38/B:30/D:59,5/L:93,5	
			Drive Shaft	L	F	MT			45	engine AFB; engine AKN	AW-4496	A:38/D:59,5/L:603/D2:88
2.8 V6	142/193	08/96->11/00	Drive Shaft	R	F	MT		45	engine AFB; engine AKN	AW-4497	A:38/D:59,5/L:624/D2:90	
			CV Joint	F			*	45	engine AGE	GS-3399	A:38/B:27/D:59,5/L:97,5	
			Drive Shaft	L	F	MT			45	engine AGE	AW-4496	A:38/D:59,5/L:603/D2:88
2.8 V6	140/190	09/99->11/00	Drive Shaft	R	F	MT		45	engine AGE	AW-4497	A:38/D:59,5/L:624/D2:90	
			CV Joint	F			*	45	engine ACK; engine APR	GS-3399	A:38/B:27/D:59,5/L:97,5	
			Drive Shaft	L	F	MT			45	engine ACK; engine APR	AW-4496	A:38/D:59,5/L:603/D2:88
2.8 V6 Syncro/4motion	142/193	10/96->11/00	Drive Shaft	R	F	MT		45	engine ACK; engine APR	AW-4497	A:38/D:59,5/L:624/D2:90	
			CV Joint	F			*	45	engine ATX	GS-3399	A:38/B:27/D:59,5/L:97,5	
			Drive Shaft	L	F	MT			45	engine ATX	AW-4496	A:38/D:59,5/L:603/D2:88
2.8 V6 Syncro/4motion	142/193	10/96->11/00	Drive Shaft	R	F	MT		45	engine ATX	AW-4497	A:38/D:59,5/L:624/D2:90	
			CV Joint	F; R	MT		*			GS-3164	B:33/D2:100/L:32	
			CV Joint	F	MT		*	45	ch.3B-WE394 609->	GS-3399	A:38/B:27/D:59,5/L:97,5	
			CV Joint	R			*	45		GS-3572	A:33/B:30/D:53/L:92	
			CV Joint	F	AT; MT		*	45	->ch.3B-WE394 608	GS-3573	A:38/B:30/D:59,5/L:93,5	
PASSAT [3B3]	75/102	11/00->05/05	Drive Shaft	L	F	MT		45	engine ACK; engine ALG; engine APR; engine AQD	AW-4496	A:38/D:59,5/L:603/D2:88	
			Drive Shaft	R	F	MT		45	ch.3B-WE394 609->; engine ACK; engine ALG; engine APR; engine AQD	AW-4497	A:38/D:59,5/L:624/D2:90	
1.6	75/102	11/00->05/05	CV Joint	F			*		engine ALZ	GS-3164	B:33/D2:100/L:32	
			CV Joint	F			*	45	engine ALZ	GS-3572	A:33/B:30/D:53/L:92	
			CV Joint	F			*	45	+ ABS	GS-3667	A:33/B:30/D:53/L:92	
			Drive Shaft	L	F			45	engine ALZ	AW-4490	A:33/D:53/L:614/D2:100	
			Drive Shaft	R	F			45	engine ALZ	AW-4493	A:33/D:53/L:636/D2:100	



KW/HP



Type

L/R

F/R

AT/MT




















ABS



Technical Specification

	KW/HP		Type	L/R	F/R	AT/MT			ABS			Technical Specification
1.8 T 20V	110/150	11/00->05/05	CV Joint		F	MT		*		->ch.3B-1-600 000; engine AWT	GS-3109	B:28/D2:108/L:32
			CV Joint		F	AT		*	45	->ch.3B-3-402 000; ->ch.3B-3E312 500; ch.3B-3-402 001->; ch.3B-3E312 501->; engine AWT	GS-3399	A:38/B:27/D:59,5/L:97,5
			CV Joint		F	MT		*	45	engine AWT	GS-3572	A:33/B:30/D:53/L:92
			CV Joint					*	45	+ ABS	GS-3667	A:33/B:30/D:53/L:92
			Drive Shaft	R	F	MT			45	->ch.3B-1-600 000; engine AWT	AW-4494	A:33/D:53/L:634/D2:108
			Drive Shaft	L	F	MT			45	->ch.3B-1-600 000; engine AWT	AW-4495	A:33/D:53/L:614/D2:108
			Drive Shaft	R	F	MT			45	ch.3B-2-000 001->; engine AWT	AW-4500	A:33/D:53/L:622/D2:88
1.9 TDI	74/101	11/00->05/05	Drive Shaft	L	F	MT		45	ch.3B-2-000 001->; engine AWT	AW-4501	A:33/D:53/L:602/D2:90	
			CV Joint		F	AT		*	45	engine AVB	GS-3399	A:38/B:27/D:59,5/L:97,5
			CV Joint		F	MT		*	45	engine AVB	GS-3743	A:33/B:27/D:53/L:93
1.9 TDI	96/130	11/00->05/05	CV Joint	L; R	F			*	trans.type MT	GS-4046	B:34/D2:88/L:59,5	
			CV Joint		F	MT		*	45	- H/D; ->ch.3B-3-402 000; ->ch.3B-3E312 500; ch.3B-3-402 001->; ch.3B-3E312 501->; engine AVF; engine AWX	GS-3399	A:38/B:27/D:59,5/L:97,5
			Drive Shaft	L	F	MT		45	- H/D; ->12/02; engine AWX	AW-4496	A:38/D:59,5/L:603/D2:88	
1.9 TDI 4motion	96/130	11/00->05/05	Drive Shaft	R	F	MT		45	- H/D; ->12/02; engine AWX	AW-4497	A:38/D:59,5/L:624/D2:90	
			CV Joint		R			*		GS-3164	B:33/D2:100/L:32	
			CV Joint		F	MT		*	45	- H/D; ch.3B-3-402 001->; ch.3B-3E312 501->; engine AVF	GS-3399	A:38/B:27/D:59,5/L:97,5
2.0	85/115	11/00->05/05	CV Joint		R			*		GS-3572	A:33/B:30/D:53/L:92	
			CV Joint		F	MT		*	45	->ch.3B3E31500	GS-3667	A:33/B:30/D:53/L:92
			CV Joint		F	MT		*		engine AZM	GS-3109	B:28/D2:108/L:32
2.0	96/130	11/01->05/05	CV Joint		F			*	45	engine AZM	GS-3572	A:33/B:30/D:53/L:92
			Drive Shaft	R	F	MT		45	engine AZM	AW-4494	A:33/D:53/L:634/D2:108	
			Drive Shaft	L	F	MT		45	engine AZM	AW-4495	A:33/D:53/L:614/D2:108	
2.0 4motion	85/115	11/00->05/05	CV Joint		F			*	45	engine ALT	GS-3572	A:33/B:30/D:53/L:92
			CV Joint		F; R			*	45	+ ABS	GS-3667	A:33/B:30/D:53/L:92
			Drive Shaft	R	F			45	engine ALT	AW-4500	A:33/D:53/L:622/D2:88	
2.0 TDI	100/136	12/03->05/05	Drive Shaft	L	F			45	engine ALT	AW-4501	A:33/D:53/L:602/D2:90	
			CV Joint		F; R			*	45	engine AZM	GS-3164	B:33/D2:100/L:32
			CV Joint		F; R			*	45	engine AZM	GS-3572	A:33/B:30/D:53/L:92
2.3 V5	125/170	11/00->05/05	CV Joint					*	45	+ ABS; FWD	GS-3667	A:33/B:30/D:53/L:92
			Drive Shaft	L	F			45	engine AZM	AW-4490	A:33/D:53/L:614/D2:100	
			Drive Shaft	R	F			45	engine AZM	AW-4493	A:33/D:53/L:636/D2:100	
2.3 V5 4motion	125/170	11/00->05/05	CV Joint		F			*	45	engine BGW	GS-3399	A:38/B:27/D:59,5/L:97,5
			CV Joint		F			*	45	->ch.3B-3-402 000; ->ch.3B-3E312 500; ch.3B-3-402 001->; ch.3B-3E312 501->; engine AZX	GS-3399	A:38/B:27/D:59,5/L:97,5
			Drive Shaft	L	F	MT		45	->ch.3B-3-402 000; ->ch.3B-3E312 500; engine AZX	AW-4496	A:38/D:59,5/L:603/D2:88	
2.5 TDI	120/163	05/03->05/05	Drive Shaft	R	F	MT		45	->ch.3B-3-402 000; ->ch.3B-3E312 500; engine AZX	AW-4497	A:38/D:59,5/L:624/D2:90	
			CV Joint		R			*	45	engine AZX	GS-3164	B:33/D2:100/L:32
			CV Joint		F			*	45	engine AZX	GS-3399	A:38/B:27/D:59,5/L:97,5
2.5 TDI	110/150	11/00->05/05	CV Joint		R			*	45	engine AZX	GS-3572	A:33/B:30/D:53/L:92
			Drive Shaft	L	F			45	engine AZX	AW-4496	A:38/D:59,5/L:603/D2:88	
			Drive Shaft	R	F			45	engine AZX	AW-4497	A:38/D:59,5/L:624/D2:90	
2.5 TDI	120/163	05/03->05/05	CV Joint		F			*	45	engine AZX	GS-3399	A:38/B:27/D:59,5/L:97,5
			CV Joint		F	AT; MT		*	45	->ch.3B-3-415 000; ->ch.3B-3E306 500; ch.3B-3-415 001->; ch.3B-3E306 501->	GS-3399	A:38/B:27/D:59,5/L:97,5
			CV Joint					*		GS-4046	B:34/D2:88/L:59,5	
2.5 TDI	110/150	11/00->05/05	Drive Shaft	L	F	MT		45	engine AKN	AW-4496	A:38/D:59,5/L:603/D2:88	
			Drive Shaft	R	F	MT		45	engine AKN	AW-4497	A:38/D:59,5/L:624/D2:90	

	KW/HP		Type	L/R	F/R	AT/MT			ABS			Technical Specification	
2.5 TDI 4motion	132/180	01/03->05/05	CV Joint		F			*	45	engine BAU; engine BDH	GS-3399	A:38/B:27/D:59,5/L:97,5	
			CV Joint		R			*	45	engine BAU; engine BDH	GS-3572	A:33/B:30/D:53/L:92	
			Drive Shaft	L	F					45	engine BDH	AW-4496	A:38/D:59,5/L:603/D2:88
			Drive Shaft	R	F					45	engine BDH	AW-4497	A:38/D:59,5/L:624/D2:90
2.5 TDI 4motion	110/150	11/00->05/05	CV Joint		R			*		engine AKN	GS-3164	B:33/D2:100/L:32	
			CV Joint		F	MT		*	45	->ch.3B-3-402 000; ->ch.3B-3E312 500; ch.3B-3-402 001->; ch.3B-3E312 501->; engine AKN	GS-3399	A:38/B:27/D:59,5/L:97,5	
			CV Joint		R			*	45	engine AKN	GS-3572	A:33/B:30/D:53/L:92	
			CV Joint		F	AT		*	45	engine AKN	GS-3573	A:38/B:30/D:59,5/L:93,5	
			Drive Shaft	L	F	MT				45	->ch.3B-3-402 000; ->ch.3B-3E312 500	AW-4496	A:38/D:59,5/L:603/D2:88
2.8 4motion	142/193	11/00->05/05	Drive Shaft	R	F	MT			45	->ch.3B-3-402 000; ->ch.3B-3E312 500; engine AKN	AW-4497	A:38/D:59,5/L:624/D2:90	
			CV Joint		R			*		engine AMX; engine ATQ	GS-3164	B:33/D2:100/L:32	
			CV Joint		F	MT		*	45	engine AMX	GS-3399	A:38/B:27/D:59,5/L:97,5	
			CV Joint		R			*	45	engine AMX; engine ATQ	GS-3572	A:33/B:30/D:53/L:92	
			CV Joint		F	AT		*	45	engine AMX; engine ATQ	GS-3573	A:38/B:30/D:59,5/L:93,5	
			CV Joint					*			GS-4046	B:34/D2:88/L:59,5	
			Drive Shaft	L	F	MT				45	engine AMX	AW-4496	A:38/D:59,5/L:603/D2:88
			Drive Shaft	R	F	MT				45	engine AMX	AW-4497	A:38/D:59,5/L:624/D2:90
4.0 W8 4motion	202/275	09/01->09/04	CV Joint		F	AT; MT		*	45	->ch.3B-3-402 000; ->ch.3B-3E312 500; ch.3B-3-402 001->; ch.3B-3E312 501->; engine BDN	GS-3399	A:38/B:27/D:59,5/L:97,5	
			Drive Shaft	L	F	MT				45	->ch.3B-3-402 000; ->ch.3B-3E312 500; engine BDN	AW-4496	A:38/D:59,5/L:603/D2:88
			Drive Shaft	R	F	MT				45	->ch.3B-3-402 000; ->ch.3B-3E312 500; engine BDN	AW-4497	A:38/D:59,5/L:624/D2:90
PASSAT [3C2] 													
1.4 TSI	90/122	05/07->07/10	CV Joint		F	MT		*			GS-3935	A:36/B:30/D:59,5/L:95,5	
			CV Joint		F	AT		*			GS-3941	A:36/B:27/D:59,5/L:106	
1.4 TSI EcoFuel	110/150	01/09->07/10	CV Joint		F	6MT		*			GS-3935	A:36/B:30/D:59,5/L:95,5	
			CV Joint		F			*			GS-3941	A:36/B:27/D:59,5/L:106	
1.6	75/102	05/05->07/10	CV Joint					*			GS-3934	A:26/B:32/D:31/L:153,5	
			CV Joint		F	5MT		*			GS-3935	A:36/B:30/D:59,5/L:95,5	
			Drive Shaft	R	F	6AT					AW-4832	A:36/B:26/D:59,5/L:884	
1.6 FSI	85/115	03/05->06/08	CV Joint		F			*	engine BLF	GS-3935	A:36/B:30/D:59,5/L:95,5		
1.8 TSI	118/160	05/07->07/10	CV Joint		F			*		GS-3941	A:36/B:27/D:59,5/L:106		
1.9 TDI	77/105	03/05->11/08	CV Joint		F	5MT		*	engine BKC; engine BXE	GS-3935	A:36/B:30/D:59,5/L:95,5		
2.0 BlueTDI	105/143	01/09->11/10	CV Joint		F			*			GS-3941	A:36/B:27/D:59,5/L:106	
			CV Joint					*			GS-3934	A:26/B:32/D:31/L:153,5	
2.0 FSI	110/150	03/05->07/10	CV Joint		F	6AT; 6MT		*		engine BLR; engine BLY; engine BVY; engine BVZ	GS-3935	A:36/B:30/D:59,5/L:95,5	
			Drive Shaft	L	F	AT					engine BLR; engine BLY	AW-4831	A:36/B:26/D:59,5/L:587,5
			Drive Shaft	R	F	6AT						AW-4832	A:36/B:26/D:59,5/L:884
2.0 FSI	147/200	07/05->07/10	CV Joint		F			*		GS-3941	A:36/B:27/D:59,5/L:106		
2.0 FSI 4motion	110/150	09/05->07/10	CV Joint					*			GS-3934	A:26/B:32/D:31/L:153,5	
			CV Joint		F; R	6MT		*		->ch.3C-6-300 000; engine BLX; engine BVX	GS-3935	A:36/B:30/D:59,5/L:95,5	
			Drive Shaft	R	F	6AT						AW-4832	A:36/B:26/D:59,5/L:884
2.0 TDI	103/140	03/05->05/09	CV Joint		F			*			GS-3941	A:36/B:27/D:59,5/L:106	
			CV Joint					*			GS-3957	B:34/L:85	
2.0 TDI	100/136	03/05->11/10	CV Joint		F			*		->02/07	GS-3941	A:36/B:27/D:59,5/L:106	
			CV Joint					*			GS-3957	B:34/L:85	
2.0 TDI	125/170	08/05->07/10	CV Joint		F	6AT; 6MT		*		GS-4011	A:36/B:27/D:59,5/L:105		
2.0 TDI	88/120	11/05->05/07	CV Joint		F			*		GS-3941	A:36/B:27/D:59,5/L:106		

						Technical Specification					
	kW/HP		Type	L/R	F/R	AT/MT					
2.0 TDI	81/110	11/08->07/10	CV Joint		F		*			GS-3941	A:36/B:27/D:59,5/L:106
2.0 TDI 16V	103/140	03/05->07/10	CV Joint		F		*			GS-3941	A:36/B:27/D:59,5/L:106
			CV Joint				*			GS-3957	B:34/L:85
2.0 TDI 16V 4motion	103/140	03/05->08/10	CV Joint	R	F	6MT	*	->ch.3C-6-300 000		GS-3935	A:36/B:30/D:59,5/L:95,5
			CV Joint		F	6MT	*			GS-3941	A:36/B:27/D:59,5/L:106
			CV Joint				*			GS-3957	B:34/L:85
2.0 TDI 4motion	103/140	03/05->05/09	CV Joint	R	F	6MT	*	->ch.3C-6-300 000		GS-3935	A:36/B:30/D:59,5/L:95,5
			CV Joint		F	6MT	*			GS-3941	A:36/B:27/D:59,5/L:106
			CV Joint				*			GS-3957	B:34/L:85
3.2 FSI 4motion	184/250	11/05->07/10	CV Joint	R	F	6AT	*			GS-3935	A:36/B:30/D:59,5/L:95,5
			CV Joint		F	6AT	*			GS-3941	A:36/B:27/D:59,5/L:106
3.6 R36 4motion	220/300	04/07->07/10	CV Joint		F	6AT	*	engine BWS		GS-4011	A:36/B:27/D:59,5/L:105
PASSAT CC [357] 											
1.8 TSI	118/160	06/08->01/12	CV Joint		F	6MT	*	engine BZB; engine CDAA		GS-3941	A:36/B:27/D:59,5/L:106
			CV Joint		F		*	engine BZB; engine CDAA		GS-4011	A:36/B:27/D:59,5/L:105
2.0 TDI	103/140	06/08->01/12	CV Joint		F		*			GS-3941	A:36/B:27/D:59,5/L:106
			CV Joint				*			GS-3957	B:34/L:85
2.0 TDI	125/170	06/08->01/12	CV Joint		F		*			GS-4011	A:36/B:27/D:59,5/L:105
2.0 TDI	100/136	06/08->05/11	CV Joint		F		*			GS-3941	A:36/B:27/D:59,5/L:106
			CV Joint				*			GS-3957	B:34/L:85
2.0 TDI 4motion	125/170	11/09->01/12	CV Joint		F		*			GS-3941	A:36/B:27/D:59,5/L:106
2.0 TSI	147/200	06/08->01/12	CV Joint		F	6AT; 6MT	*	->01/10; engine CAWB; engine CBFA; engine CCTA; engine CCZA		GS-3941	A:36/B:27/D:59,5/L:106
			CV Joint		F	6MT	*	02/10->; engine CAWB; engine CBFA; engine CCTA; engine CCZA		GS-4011	A:36/B:27/D:59,5/L:105
PASSAT Saloon [32B] 											
2.2	85/115	01/85->03/88	CV Joint	L; R	F	AT; MT	*	08/85->		GS-3170	B:33/L:34
			CV Joint		R	F	AT	*	->ch.32J299999; ch.32D092501->	GS-3175	B:33/D2:100/L:34
PASSAT Variant [32B] 											
1.8	82/112	12/83->03/88	CV Joint	L	F	AT; MT	*			GS-3175	B:33/D2:100/L:34
			CV Joint		R	F	AT; MT	*		GS-3182	B:33/D2:100/L:34
			CV Joint			AT; MT	*			GS-3183	A:22/B:30/D:53,2/L:139
1.8 Syncro	66/90	01/86->03/88	CV Joint	L; R	F; R	MT	*	->ch.33-J-299999; ch.33-F-000001->; ch.33-H-086637->		GS-3170	B:33/L:34
1.9	85/115	01/81->07/83	CV Joint	L; R	F	AT; MT	*	ch.#32-D-092501		GS-3170	B:33/L:34
			CV Joint		R	F	AT	*		GS-3175	B:33/D2:100/L:34
2.0	85/115	08/83->03/88	CV Joint	L; R	F	AT	*			GS-3170	B:33/L:34
			CV Joint		R	F	AT	*		GS-3175	B:33/D2:100/L:34
2.0 Syncro	85/116	05/84->03/88	CV Joint	L; R	F; R	MT	*	->ch.33-J-299999; 08/84->; ch.33-F-000001->; ch.33-H-086637->		GS-3170	B:33/L:34
			CV Joint		R	F	AT	*	->ch.32J299999; ch.32D->	GS-3175	B:33/D2:100/L:34
2.2	85/115	08/85->03/88	CV Joint	L; R	F	AT; MT	*			GS-3170	B:33/L:34
			CV Joint		R	F	AT	*		GS-3175	B:33/D2:100/L:34
2.2 Syncro	88/120	08/85->03/88	CV Joint	L; R	F; R	MT	*	->ch.33-J-299999; ch.33-F-000001->; ch.33-H-086637->		GS-3170	B:33/L:34
PASSAT Variant [365] 											
2.0 TDI	103/140	08/10->12/14	CV Joint		F	6AT; 6MT	*			GS-3941	A:36/B:27/D:59,5/L:106
			CV Joint		F	6MT	*	HIGHLINE		GS-4011	A:36/B:27/D:59,5/L:105
2.0 TDI 4motion	125/170	08/10->01/13	CV Joint		F		*			GS-3941	A:36/B:27/D:59,5/L:106



KW/HP



Type

L/R

F/R

AT/MT



ABS



Technical Specification

PASSAT Variant (3A5, 35I)

Power (KW/HP)	Year Range	Type	L/R	F/R	AT/MT	Steering	ABS	Engine	GS	Technical Specification
1.6	04/88->09/91	CV Joint			MT	*			GS-3181	A:22/B:30/D:53/L:129,5
		Drive Shaft	L	F				->ch.31-L-400 000; engine 1F; engine EZ	AW-4239	A:22/D:50/L:562/D2:92
		Drive Shaft	L	F				ch.31-M-000 001->; engine 1F; engine EZ	AW-4245	A:22/D:53,2/L:557/D2:100
1.6	04/88->12/88	CV Joint			MT	*			GS-3181	A:22/B:30/D:53/L:129,5
		Drive Shaft	L	F				->ch.31-L-400 000; engine 1F; engine EZ	AW-4239	A:22/D:50/L:562/D2:92
		Drive Shaft	L	F				ch.31-M-000 001->; engine 1F; engine EZ	AW-4245	A:22/D:53,2/L:557/D2:100
1.6	07/94->12/95	CV Joint	L; R	F	MT	*		10/94->	GS-3170	B:33/L:34
		CV Joint	L	F	MT	*			GS-3175	B:33/D2:100/L:34
		CV Joint	R	F	MT	*			GS-3182	B:33/D2:100/L:34
		CV Joint			MT	*			GS-3183	A:22/B:30/D:53,2/L:139
		CV Joint	L; R	F	AT; MT	*		10/94->	GS-3184	A:22/B:30/D:53/L:139,5
		Drive Shaft	L	F	MT			engine AEK; engine AFT	AW-4245	A:22/D:53,2/L:557/D2:100
		Drive Shaft	R	F	MT			10/94->	AW-4246	A:22/D:53/L:793/D2:100
		CV Joint	L; R	F	MT	*		08/89->; ch.31-M-000001->	GS-3170	B:33/L:34
1.6 TD	08/88->09/93	CV Joint	L	F	MT	*		ch.31-M-000001->	GS-3175	B:33/D2:100/L:34
		CV Joint			MT	*		->ch.31-L-400000	GS-3181	A:22/B:30/D:53/L:129,5
		CV Joint	R	F	MT	*		ch.31-M-000001->	GS-3182	B:33/D2:100/L:34
		CV Joint			MT	*		ch.31-M-000001->	GS-3183	A:22/B:30/D:53,2/L:139
		CV Joint	L; R	F	MT	*		08/89->; ch.31-M-000001->	GS-3184	A:22/B:30/D:53/L:139,5
		Drive Shaft	L	F				->ch.31-L-400 000; engine RA; engine SB	AW-4239	A:22/D:50/L:562/D2:92
		Drive Shaft	L	F				01/92->; ch.31-M-000 001->; engine SB	AW-4245	A:22/D:53,2/L:557/D2:100
		Drive Shaft	R	F	MT			08/89->; ch.31-M-000001->	AW-4246	A:22/D:53/L:793/D2:100
1.8	02/88->05/97	CV Joint	L; R	F	AT; MT	*		->12/96; ->ch.3A-V-300000; ch.31-J-000001->	GS-3170	B:33/L:34
		CV Joint	L	F	AT; MT	*			GS-3175	B:33/D2:100/L:34
		CV Joint	R	F	AT; MT	*			GS-3182	B:33/D2:100/L:34
		CV Joint			AT; MT	*			GS-3183	A:22/B:30/D:53,2/L:139
		CV Joint	L; R	F	AT; MT	*		->12/96; ->ch.3A-V-300000; ch.31-J-000001->	GS-3184	A:22/B:30/D:53/L:139,5
		Drive Shaft	L	F	AT; MT			->12/93; engine ABS; engine ADZ; engine RP	AW-4245	A:22/D:53,2/L:557/D2:100
		Drive Shaft	R	F	MT			->12/96; ->ch.3A-V-300000; ch.31-L-201814->	AW-4246	A:22/D:53/L:793/D2:100
1.8	04/88->07/90	CV Joint	L; R	F	AT; MT	*			GS-3170	B:33/L:34
		CV Joint	L	F	AT; MT	*			GS-3175	B:33/D2:100/L:34
		CV Joint	R	F	AT; MT	*			GS-3182	B:33/D2:100/L:34
		CV Joint			AT; MT	*			GS-3183	A:22/B:30/D:53,2/L:139
		CV Joint	L; R	F	AT; MT	*			GS-3184	A:22/B:30/D:53/L:139,5
		Drive Shaft	L	F				engine PF	AW-4245	A:22/D:53,2/L:557/D2:100
1.8	04/88->07/92	Drive Shaft	R	F	AT; MT				AW-4246	A:22/D:53/L:793/D2:100
		CV Joint	L; R	F	AT; MT	*			GS-3170	B:33/L:34
		CV Joint	L	F	AT; MT	*			GS-3175	B:33/D2:100/L:34
		CV Joint	R	F	AT; MT	*			GS-3182	B:33/D2:100/L:34
		CV Joint			AT; MT	*			GS-3183	A:22/B:30/D:53,2/L:139
		CV Joint	L; R	F	AT; MT	*			GS-3184	A:22/B:30/D:53/L:139,5
		Drive Shaft	L	F				engine PB	AW-4245	A:22/D:53,2/L:557/D2:100
Drive Shaft	R	F	AT; MT				AW-4246	A:22/D:53/L:793/D2:100		



kW/HP



Type

L/R

F/R

AT/MT










ABS



Technical Specification

			Type	L/R	F/R	AT/MT			ABS			Technical Specification
1.8	55/75	08/90->05/97	CV Joint	L; R	F	AT; MT		*	->12/96; ->sch.3A-V-300000; ch.31-J-000001->		GS-3170	B:33/L:34
			CV Joint	L	F	AT; MT		*			GS-3175	B:33/D2:100/L:34
			CV Joint	R	F	AT; MT		*			GS-3182	B:33/D2:100/L:34
			CV Joint			AT; MT		*			GS-3183	A:22/B:30/D:53,2/L:139
			CV Joint	L; R	F	AT; MT		*		->12/96; ->sch.3A-V-300000; ch.31-J-000001->	GS-3184	A:22/B:30/D:53/L:139,5
			Drive Shaft	L	F	MT				engine AAM	AW-4245	A:22/D:53,2/L:557/D2:100
			Drive Shaft	R	F	MT				->12/96; ->sch.3A-V-300000; ch.31-L-201814->	AW-4246	A:22/D:53/L:793/D2:100
1.8 16V	100/136	04/88->12/89	CV Joint	L; R	F	AT; MT		*			GS-3170	B:33/L:34
			CV Joint	L	F	AT; MT		*			GS-3175	B:33/D2:100/L:34
			CV Joint	R	F	AT; MT		*			GS-3182	B:33/D2:100/L:34
			CV Joint			AT; MT		*			GS-3183	A:22/B:30/D:53,2/L:139
			CV Joint	L; R	F	AT; MT		*			GS-3184	A:22/B:30/D:53/L:139,5
			Drive Shaft	L	F					engine KR	AW-4245	A:22/D:53,2/L:557/D2:100
			Drive Shaft	R	F	AT; MT					AW-4246	A:22/D:53/L:793/D2:100
1.8 G60 Syncro	118/160	08/88->05/97	CV Joint	L; R	F	MT		*	->07/92; ->sch.31-P-300000; ch.31-L-000001->		GS-3170	B:33/L:34
			CV Joint	L	F	MT		*	FWD		GS-3175	B:33/D2:100/L:34
			CV Joint	R	F	MT		*	FWD		GS-3182	B:33/D2:100/L:34
			CV Joint			MT		*	FWD		GS-3183	A:22/B:30/D:53,2/L:139
			CV Joint	L; R	F	AT; MT		*		->07/92; ->sch.31-P-300000; ch.31-L-000001->	GS-3184	A:22/B:30/D:53/L:139,5
			Drive Shaft	L	F					->sch.31-N-105 278; engine PG	AW-4245	A:22/D:53,2/L:557/D2:100
			CV Joint	L; R	F	MT		*			GS-3170	B:33/L:34
1.9 D	50/68	05/89->10/93	CV Joint	L	F	MT		*			GS-3175	B:33/D2:100/L:34
			CV Joint	R	F	MT		*			GS-3182	B:33/D2:100/L:34
			CV Joint			MT		*			GS-3183	A:22/B:30/D:53,2/L:139
			CV Joint	L; R	F	MT		*			GS-3184	A:22/B:30/D:53/L:139,5
			Drive Shaft	L	F					engine 1Y	AW-4245	A:22/D:53,2/L:557/D2:100
			Drive Shaft	R	F	MT					AW-4246	A:22/D:53/L:793/D2:100
			CV Joint	L; R	F	AT; MT		*		->12/96; ->sch.3A-V-300000; ch.31-K-296658->	GS-3170	B:33/L:34
1.9 TD	55/75	03/91->05/97	CV Joint	L	F	AT; MT		*			GS-3175	B:33/D2:100/L:34
			CV Joint	R	F	AT; MT		*			GS-3182	B:33/D2:100/L:34
			CV Joint			AT; MT		*			GS-3183	A:22/B:30/D:53,2/L:139
			CV Joint	L; R	F	AT; MT		*		->12/96; ->sch.3A-V-300000; ch.31-K-296658->	GS-3184	A:22/B:30/D:53/L:139,5
			Drive Shaft	L	F	AT; MT				->12/93; engine AAZ	AW-4245	A:22/D:53,2/L:557/D2:100
			Drive Shaft	R	F	AT; MT				->12/96; ->sch.3A-V-300000; ch.31-K-296658->	AW-4246	A:22/D:53/L:793/D2:100
			CV Joint	L; R	F	MT		*		->12/96	GS-3170	B:33/L:34
1.9 TDI	81/110	03/96->05/97	CV Joint	L	F	MT		*			GS-3175	B:33/D2:100/L:34
			CV Joint	R	F	MT		*			GS-3182	B:33/D2:100/L:34
			CV Joint					*		->sch.3A-V-300 000	GS-3185	A:36/B:30/D:53,2/L:138,5
			CV Joint	F				*	45	ch.3B-V-000 001->	GS-3399	A:38/B:27/D:59,5/L:97,5
			CV Joint	L	F	AT; MT		*			GS-3175	B:33/D2:100/L:34
1.9 TDI	66/90	10/93->05/97	CV Joint	R	F	AT; MT		*			GS-3182	B:33/D2:100/L:34
			CV Joint			AT; MT		*			GS-3183	A:22/B:30/D:53,2/L:139
			Drive Shaft	L	F	MT				engine 1Z	AW-4245	A:22/D:53,2/L:557/D2:100

		kw/HP		Type	L/R	F/R	AT/MT			ABS			Technical Specification
2.0	85/115	02/90->05/97	CV Joint	L; R	F	MT		*		->12/96; ->sch.3A-V-300000; ch.31-L-201814->		GS-3170	B:33/L:34
			CV Joint	L	F	AT; MT		*		FWD		GS-3175	B:33/D2:100/L:34
			CV Joint			AT; MT		*		FWD		GS-3182	B:33/D2:100/L:34
			CV Joint			AT; MT		*				GS-3183	A:22/B:30/D:53,2/L:139
			CV Joint	L; R	F	AT; MT		*			->12/96; ->sch.3A-V-300000; ch.31-L-201814->	GS-3184	A:22/B:30/D:53/L:139,5
			Drive Shaft	L	F	AT; MT					->12/93; 01/94->; engine 2E; engine ADY; engine AGG	AW-4245	A:22/D:53,2/L:557/D2:100
			Drive Shaft	R	F	MT					->12/96; ->sch.3A-V-300000; ch.31-L-201814->	AW-4246	A:22/D:53/L:793/D2:100
2.0	79/107	03/95->08/96	CV Joint	L; R	F	MT		*				GS-3170	B:33/L:34
			CV Joint	L	F	AT; MT		*		FWD		GS-3175	B:33/D2:100/L:34
			CV Joint			AT; MT		*		FWD		GS-3182	B:33/D2:100/L:34
			CV Joint			AT; MT		*		FWD		GS-3183	A:22/B:30/D:53,2/L:139
			CV Joint	L; R	F	AT; MT		*				GS-3184	A:22/B:30/D:53/L:139,5
			Drive Shaft	L	F	MT					engine AEP	AW-4245	A:22/D:53,2/L:557/D2:100
			Drive Shaft	R	F	MT						AW-4246	A:22/D:53/L:793/D2:100
2.0 16V	110/150	01/94->05/97	CV Joint	L; R	F	MT		*		->12/96		GS-3170	B:33/L:34
			CV Joint	L	F	MT		*			GS-3175	B:33/D2:100/L:34	
			CV Joint	R	F	MT		*			GS-3182	B:33/D2:100/L:34	
			CV Joint		F			*			engine ABF	GS-3185	A:36/B:30/D:53,2/L:138,5
2.0 16V	100/136	08/88->09/93	CV Joint	L; R	F	AT; MT		*				GS-3170	B:33/L:34
			CV Joint	L	F	AT; MT		*			GS-3175	B:33/D2:100/L:34	
			CV Joint	R	F	AT; MT		*			GS-3182	B:33/D2:100/L:34	
			CV Joint			AT; MT		*			GS-3183	A:22/B:30/D:53,2/L:139	
			CV Joint	L; R	F	AT; MT		*			GS-3184	A:22/B:30/D:53/L:139,5	
			Drive Shaft	L	F						engine 9A	AW-4245	A:22/D:53,2/L:557/D2:100
			Drive Shaft	R	F	AT; MT						AW-4246	A:22/D:53/L:793/D2:100
2.0 Syncro	85/115	10/90->05/97	CV Joint	L; R	F	MT		*		->12/95; ->sch.3A-V-300000; ch.31-L-000001->		GS-3170	B:33/L:34
			CV Joint	L	F	AT; MT		*		FWD		GS-3175	B:33/D2:100/L:34
			CV Joint	R	F	AT; MT		*		FWD		GS-3182	B:33/D2:100/L:34
			CV Joint			AT; MT		*		FWD; RWD		GS-3183	A:22/B:30/D:53,2/L:139
			CV Joint	L; R	F	AT; MT		*			->12/95; ->sch.3A-V-300000; ch.31-L-000001->	GS-3184	A:22/B:30/D:53/L:139,5
2.8 VR6	128/174	06/91->05/97	CV Joint	L; R	F	MT		*		->12/96		GS-3170	B:33/L:34
			CV Joint	L	F	MT		*			GS-3175	B:33/D2:100/L:34	
			CV Joint	R	F	MT		*			GS-3182	B:33/D2:100/L:34	
			CV Joint		F			*			ch.31-N-105 279 ->; engine AAA	GS-3185	A:36/B:30/D:53,2/L:138,5
2.9 VR6 Syncro	135/184	01/94->05/97	CV Joint		F			*	engine ABV		GS-3185	A:36/B:30/D:53,2/L:138,5	
PASSAT Variant (3B5) 													
1.6	74/101	06/97->11/00	CV Joint		F	MT		*		engine AHL; engine ANA; engine ARM		GS-3164	B:33/D2:100/L:32
			CV Joint		F			*		45 engine AHL; engine ANA; engine ARM		GS-3572	A:33/B:30/D:53/L:92
			CV Joint					*				GS-4046	B:34/D2:88/L:59,5
			Drive Shaft	L	F	MT				45 engine AHL; engine ANA; engine ARM		AW-4490	A:33/D:53/L:614/D2:100
			Drive Shaft	R	F	MT				45 engine AHL; engine ANA; engine ARM		AW-4493	A:33/D:53/L:636/D2:100
1.8	92/125	06/97->11/00	CV Joint		F	MT		*		engine ADR; engine APT; engine ARG		GS-3109	B:28/D2:108/L:32
			CV Joint		F			*		45 engine ADR; engine APT; engine ARG		GS-3572	A:33/B:30/D:53/L:92
			Drive Shaft	R	F	MT				45 engine ADR; engine APT; engine ARG		AW-4494	A:33/D:53/L:634/D2:108
			Drive Shaft	L	F	MT				45 engine ADR; engine APT; engine ARG		AW-4495	A:33/D:53/L:614/D2:108



KW/HP



Type

L/R

F/R

AT/MT

















ABS



Technical Specification

1.8	85/115	06/97->11/00	CV Joint	F	MT	*	engine AFY	GS-3109	B:28/D2:108/L:32	
			CV Joint	F		*	45 engine AFY	GS-3572	A:33/B:30/D:53/L:92	
			Drive Shaft	R	F	MT	45 engine AFY	AW-4494	A:33/D:53/L:634/D2:108	
			Drive Shaft	L	F	MT	45 engine AFY	AW-4495	A:33/D:53/L:614/D2:108	
1.8 Syncro/4motion	92/125	06/97->11/00	CV Joint	F; R		*	01/98->; engine ADR; engine APT; engine ARG	GS-3164	B:33/D2:100/L:32	
			CV Joint	F; R		*	45 01/98->; engine ADR; engine AGR; engine APT; engine ARG	GS-3572	A:33/B:30/D:53/L:92	
			CV Joint			*	45	GS-3667	A:33/B:30/D:53/L:92	
			Drive Shaft	L	F		45 engine ADR; engine APT; engine ARG	AW-4490	A:33/D:53/L:614/D2:100	
			Drive Shaft	R	F		45 engine ADR; engine APT; engine ARG	AW-4493	A:33/D:53/L:636/D2:100	
1.8 T	110/150	06/97->11/00	CV Joint	F	MT	*	engine AEB; engine ANB; engine APU	GS-3109	B:28/D2:108/L:32	
			CV Joint	F		*	45 engine AEB; engine ANB; engine APU	GS-3572	A:33/B:30/D:53/L:92	
			Drive Shaft	R	F	MT	45 engine AEB; engine ANB; engine APU	AW-4494	A:33/D:53/L:634/D2:108	
			Drive Shaft	L	F	MT	45 engine AEB; engine ANB; engine APU	AW-4495	A:33/D:53/L:614/D2:108	
1.9 TDI	74/101	02/00->11/00	CV Joint	F	AT	*	engine AVB	GS-3399	A:38/B:27/D:59,5/L:97,5	
			CV Joint	F	MT	*	45 engine AVB	GS-3743	A:33/B:27/D:53/L:93	
			CV Joint	L; R	F		*	trans.type MT	GS-4046	B:34/D2:88/L:59,5
			CV Joint	F		*	45 ch.3B-V-000 001->; engine AHH; engine AHU	GS-3572	A:33/B:30/D:53/L:92	
1.9 TDI	66/90	06/97->11/00	CV Joint			*	GS-4046	B:34/D2:88/L:59,5		
			Drive Shaft	L	F	MT	->ch.3A-V-300 000; engine AHU	AW-4245	A:22/D:53,2/L:557/D2:100	
			Drive Shaft	R	F	MT	45 ch.3B-V-000 001->; engine AHH; engine AHU	AW-4500	A:33/D:53/L:622/D2:88	
			Drive Shaft	L	F	MT	45 ch.3B-V-000 001->; engine AHH; engine AHU	AW-4501	A:33/D:53/L:602/D2:90	
			CV Joint	F		*	45 engine AFN; engine AVG	GS-3399	A:38/B:27/D:59,5/L:97,5	
1.9 TDI	81/110	06/97->11/00	CV Joint			*	GS-4046	B:34/D2:88/L:59,5		
			Drive Shaft	L	F	MT	45 - H/D; ch.3B-V-000 001->; engine AFN; engine AVG	AW-4496	A:38/D:59,5/L:603/D2:88	
			Drive Shaft	R	F	MT	45 - H/D; ch.3B-V-000 001->; engine AFN; engine AVG	AW-4497	A:38/D:59,5/L:624/D2:90	
			CV Joint	F	AT; MT	*	45 engine AJM; engine ATJ	GS-3399	A:38/B:27/D:59,5/L:97,5	
1.9 TDI	85/115	08/98->11/00	CV Joint	F	MT	*	45 engine AJM	GS-3743	A:33/B:27/D:53/L:93	
			CV Joint			*	GS-4046	B:34/D2:88/L:59,5		
			CV Joint	R		*	engine ATJ	GS-3164	B:33/D2:100/L:32	
			CV Joint	F		*	45 engine ATJ	GS-3399	A:38/B:27/D:59,5/L:97,5	
1.9 TDI 4motion	85/115	08/99->11/00	CV Joint	R		*	45 engine ATJ	GS-3572	A:33/B:30/D:53/L:92	
			CV Joint	L; R	F	6MT	*	->08/00	GS-3748	B:30/D2:120/L:32
			CV Joint	R		*	engine AFN; engine AVG	GS-3164	B:33/D2:100/L:32	
			CV Joint	F; R		*	45 engine AFN; engine AVG	GS-3572	A:33/B:30/D:53/L:92	
1.9 TDI Syncro/4motion	81/110	06/97->11/00	CV Joint			*	45	GS-3667	A:33/B:30/D:53/L:92	
			Drive Shaft	R	F		45 engine AFN; engine AVG	AW-4500	A:33/D:53/L:622/D2:88	
			Drive Shaft	L	F		45 engine AFN; engine AVG	AW-4501	A:33/D:53/L:602/D2:90	
			CV Joint	F	MT	*	45 engine AGZ	GS-3572	A:33/B:30/D:53/L:92	
			CV Joint	F	AT	*	45 engine AGZ	GS-3573	A:38/B:30/D:59,5/L:93,5	
2.3 VR5	110/150	06/97->11/00	Drive Shaft	R	F	MT	45 engine AGZ	AW-4500	A:33/D:53/L:622/D2:88	
			Drive Shaft	L	F	MT	45 engine AGZ	AW-4501	A:33/D:53/L:602/D2:90	
			CV Joint	R		*	engine AGZ	GS-3164	B:33/D2:100/L:32	
2.3 VR5 Syncro/4motion	110/150	10/97->11/00	CV Joint	F; R		*	45 engine AGZ	GS-3572	A:33/B:30/D:53/L:92	
			Drive Shaft	R	F	MT	45	AW-4500	A:33/D:53/L:622/D2:88	
			Drive Shaft	L	F		45 engine AGZ	AW-4501	A:33/D:53/L:602/D2:90	

		kW/HP		Type	L/R	F/R	AT/MT	ABS					Technical Specification
													
2.5 TDI		110/150	07/98->11/00	CV Joint		F		*		45	engine AFB; engine AKN	GS-3399	A:38/B:27/D:59,5/L:97,5
				Drive Shaft	L	F	MT			45	engine AFB; engine AKN	AW-4496	A:38/D:59,5/L:603/D2:88
				Drive Shaft	R	F	MT			45	engine AFB; engine AKN	AW-4497	A:38/D:59,5/L:624/D2:90
2.5 TDI Syncro/4motion		110/150	12/98->11/00	CV Joint		R		*		45	engine AFB; engine AKN	GS-3164	B:33/D2:100/L:32
				CV Joint		F	MT	*		45	engine AFB; engine AKN	GS-3399	A:38/B:27/D:59,5/L:97,5
				CV Joint		R		*		45	engine AFB; engine AKN	GS-3572	A:33/B:30/D:53/L:92
				CV Joint		F	AT	*		45	engine AFB; engine AKN	GS-3573	A:38/B:30/D:59,5/L:93,5
				Drive Shaft	L	F	MT			45	engine AFB; engine AKN	AW-4496	A:38/D:59,5/L:603/D2:88
				Drive Shaft	R	F	MT			45	engine AFB; engine AKN	AW-4497	A:38/D:59,5/L:624/D2:90
2.8 V6		142/193	06/97->11/00	CV Joint		F		*		45		GS-3399	A:38/B:27/D:59,5/L:97,5
				Drive Shaft	L	F	MT			45	engine ACK; engine APR	AW-4496	A:38/D:59,5/L:603/D2:88
				Drive Shaft	R	F	MT			45	engine ACK; engine APR	AW-4497	A:38/D:59,5/L:624/D2:90
2.8 V6		132/180	09/97->09/99	CV Joint		F		*		45	engine AGE	GS-3399	A:38/B:27/D:59,5/L:97,5
				Drive Shaft	L	F	MT			45	engine AGE	AW-4496	A:38/D:59,5/L:603/D2:88
				Drive Shaft	R	F	MT			45	engine AGE	AW-4497	A:38/D:59,5/L:624/D2:90
2.8 V6		140/190	09/99->11/00	CV Joint		F		*		45	engine ATX	GS-3399	A:38/B:27/D:59,5/L:97,5
				Drive Shaft	L	F	MT			45	engine ATX	AW-4496	A:38/D:59,5/L:603/D2:88
				Drive Shaft	R	F	MT			45	engine ATX	AW-4497	A:38/D:59,5/L:624/D2:90
2.8 V6 Syncro/4motion		142/193	06/97->11/00	CV Joint		F; R	MT		*		->ch.3B-WE394 608; engine ACK; engine ALG; engine APR; engine AQD	GS-3164	B:33/D2:100/L:32
				CV Joint		F	MT	*		45	ch.3B-WE394 609->; engine ACK; engine ALG; engine APR; engine AQD	GS-3399	A:38/B:27/D:59,5/L:97,5
				CV Joint		R		*		45	engine ACK; engine ALG; engine APR; engine AQD	GS-3572	A:33/B:30/D:53/L:92
				CV Joint		F	AT; MT	*		45	->ch.3B-WE394 608; engine ACK; engine ALG; engine APR; engine AQD	GS-3573	A:38/B:30/D:59,5/L:93,5
				Drive Shaft	L	F	MT			45	engine ACK; engine ALG; engine APR; engine AQD	AW-4496	A:38/D:59,5/L:603/D2:88
				Drive Shaft	R	F	MT			45	ch.3B-WE394 609->; engine ACK; engine ALG; engine APR; engine AQD	AW-4497	A:38/D:59,5/L:624/D2:90
PASSAT Variant (3B6) 													
1.6		75/102	11/00->05/05	CV Joint		F			*		engine ALZ	GS-3164	B:33/D2:100/L:32
				CV Joint		F			*	45	engine ALZ	GS-3572	A:33/B:30/D:53/L:92
				CV Joint		F			*	45	+ ABS	GS-3667	A:33/B:30/D:53/L:92
				Drive Shaft	L	F			45	engine ALZ	AW-4490	A:33/D:53/L:614/D2:100	
				Drive Shaft	R	F			45	engine ALZ	AW-4493	A:33/D:53/L:636/D2:100	
1.8 T 20V		110/150	11/00->05/05	CV Joint		F	MT		*		->ch.3B-1-600 000; engine AWT	GS-3109	B:28/D2:108/L:32
				CV Joint		F	AT	*	45	->ch.3B-3-402 000; ->ch.3B-3E312 500; ch.3B-3-402 001->; ch.3B-3E312 501->; engine AWT	GS-3399	A:38/B:27/D:59,5/L:97,5	
				CV Joint		F	MT	*	45	engine AWT	GS-3572	A:33/B:30/D:53/L:92	
				CV Joint		F		*	45	+ ABS	GS-3667	A:33/B:30/D:53/L:92	
				Drive Shaft	R	F	MT		45	->ch.3B-1-600 000; engine AWT	AW-4494	A:33/D:53/L:634/D2:108	
				Drive Shaft	L	F	MT		45	->ch.3B-1-600 000; engine AWT	AW-4495	A:33/D:53/L:614/D2:108	
				Drive Shaft	R	F	MT		45	ch.3B-2-000 001->; engine AWT	AW-4500	A:33/D:53/L:622/D2:88	
				Drive Shaft	L	F	MT		45	ch.3B-2-000 001->; engine AWT	AW-4501	A:33/D:53/L:602/D2:90	
1.9 TDI		74/101	11/00->05/05	CV Joint		F	AT	*	45	engine AVB	GS-3399	A:38/B:27/D:59,5/L:97,5	
				CV Joint		F	MT	*	45	engine AVB	GS-3743	A:33/B:27/D:53/L:93	
				CV Joint	L; R	F		*			trans.type MT	GS-4046	B:34/D2:88/L:59,5
1.9 TDI		96/130	11/00->05/05	CV Joint		F	AT; MT	*	45	- H/D; engine AVF	GS-3399	A:38/B:27/D:59,5/L:97,5	
				Drive Shaft	L	F	MT		45	- H/D; ->12/02; engine AWX	AW-4496	A:38/D:59,5/L:603/D2:88	
				Drive Shaft	R	F	MT		45	- H/D; ->12/02; engine AWX	AW-4497	A:38/D:59,5/L:624/D2:90	

		KW/HP		Type	L/R	F/R	AT/MT			ABS			Technical Specification	
1.9 TDI 4motion	96/130	11/00->05/05	CV Joint		R					*	engine AVF	GS-3164	B:33/D2:100/L:32	
			CV Joint		F		MT			*	45 - H/D; ->ch.3B-3-402 000; ->ch.3B-3E312 500; ->ch.3B-4E034 191; ->ch.3B-4P043 820; ch.3B-3-E312 501->; ch.3B-3-402 001->; engine AVF	GS-3399	A:38/B:27/D:59,5/L:97,5	
			CV Joint		R					*	45	engine AVF	GS-3572	A:33/B:30/D:53/L:92
			CV Joint				6MT; MT			*	45	->ch.3B3E31500	GS-3667	A:33/B:30/D:53/L:92
2.0	85/115	11/00->05/05	CV Joint		F		MT			*	engine AZM	GS-3109	B:28/D2:108/L:32	
			CV Joint		F				*	45	engine AZM	GS-3572	A:33/B:30/D:53/L:92	
			Drive Shaft		R	F		MT			45	engine AZM	AW-4494	A:33/D:53/L:634/D2:108
			Drive Shaft		L	F		MT			45	engine AZM	AW-4495	A:33/D:53/L:614/D2:108
2.0	96/130	11/01->05/05	CV Joint		F				*	45	engine ALT	GS-3572	A:33/B:30/D:53/L:92	
			CV Joint						*	45	+ ABS	GS-3667	A:33/B:30/D:53/L:92	
			Drive Shaft		R	F					45	engine ALT	AW-4500	A:33/D:53/L:622/D2:88
			Drive Shaft		L	F					45	engine ALT	AW-4501	A:33/D:53/L:602/D2:90
2.0 4motion	85/115	11/00->05/05	CV Joint		F; R				*	45	engine AZM	GS-3164	B:33/D2:100/L:32	
			CV Joint		F; R				*	45	engine AZM	GS-3572	A:33/B:30/D:53/L:92	
			CV Joint							*	45	+ ABS; FWD	GS-3667	A:33/B:30/D:53/L:92
			Drive Shaft		L	F					45	engine AZM	AW-4490	A:33/D:53/L:614/D2:100
			Drive Shaft		R	F					45	engine AZM	AW-4493	A:33/D:53/L:636/D2:100
2.0 TDI	100/136	12/03->05/05	CV Joint		F				*	45	engine BGW	GS-3399	A:38/B:27/D:59,5/L:97,5	
2.3 VR5	125/170	11/00->05/05	CV Joint		F				*	45	->ch.3B-3-402 000; ->ch.3B-3E312 500; ch.3B-3-402 001->; ch.3B-3E312 501->; engine AZX	GS-3399	A:38/B:27/D:59,5/L:97,5	
			Drive Shaft		L	F		MT		45	->ch.3B-3-402 000; ->ch.3B-3E312 500; engine AZX	AW-4496	A:38/D:59,5/L:603/D2:88	
			Drive Shaft		R	F		MT		45	->ch.3B-3-402 000; ->ch.3B-3E312 500; engine AZX	AW-4497	A:38/D:59,5/L:624/D2:90	
2.3 VR5 4motion	125/170	11/00->05/05	CV Joint		R				*	45	engine AZX	GS-3164	B:33/D2:100/L:32	
			CV Joint		F				*	45	engine AZX	GS-3399	A:38/B:27/D:59,5/L:97,5	
			CV Joint		R				*	45	engine AZX	GS-3572	A:33/B:30/D:53/L:92	
			Drive Shaft		L	F				45	engine AZX	AW-4496	A:38/D:59,5/L:603/D2:88	
			Drive Shaft		R	F				45	engine AZX	AW-4497	A:38/D:59,5/L:624/D2:90	
2.5 TDI	110/150	11/00->05/05	CV Joint		F		AT; MT		*	45	->ch.3B-3-415 000; ->ch.3B-3E306 500; ch.3B-3-415 001->; ch.3B-3E306 501->; engine AKN	GS-3399	A:38/B:27/D:59,5/L:97,5	
			Drive Shaft		L	F		MT		45	engine AKN	AW-4496	A:38/D:59,5/L:603/D2:88	
			Drive Shaft		R	F		MT		45	engine AKN	AW-4497	A:38/D:59,5/L:624/D2:90	
2.5 TDI 4motion	132/180	01/03->05/05	CV Joint		F				*	45	engine BAU; engine BDH	GS-3399	A:38/B:27/D:59,5/L:97,5	
			CV Joint		R				*	45	engine BAU; engine BDH	GS-3572	A:33/B:30/D:53/L:92	
			Drive Shaft		L	F				45	engine BDH	AW-4496	A:38/D:59,5/L:603/D2:88	
			Drive Shaft		R	F				45	engine BDH	AW-4497	A:38/D:59,5/L:624/D2:90	
2.5 TDI 4motion	110/150	11/00->05/05	CV Joint		R				*	45	engine AKN	GS-3164	B:33/D2:100/L:32	
			CV Joint		F		MT		*	45	->ch.3B-3-402 000; ->ch.3B-3E312 500; ch.3B-3-402 001->; ch.3B-3E312 501->; engine AKN	GS-3399	A:38/B:27/D:59,5/L:97,5	
			CV Joint		R				*	45	engine AKN	GS-3572	A:33/B:30/D:53/L:92	
			CV Joint		F		AT		*	45	engine AKN	GS-3573	A:38/B:30/D:59,5/L:93,5	
			Drive Shaft		L	F		MT		45	->ch.3B-3-402 000; ->ch.3B-3E312 500	AW-4496	A:38/D:59,5/L:603/D2:88	
			Drive Shaft		R	F		MT		45	->ch.3B-3-402 000; ->ch.3B-3E312 500; engine AKN	AW-4497	A:38/D:59,5/L:624/D2:90	
2.8 4motion	142/193	11/00->05/05	CV Joint		R				*	45	engine AMX; engine ATQ	GS-3164	B:33/D2:100/L:32	
			CV Joint		F		MT		*	45	engine AMX	GS-3399	A:38/B:27/D:59,5/L:97,5	
			CV Joint		R				*	45	engine AMX; engine ATQ	GS-3572	A:33/B:30/D:53/L:92	
			CV Joint		F		AT		*	45	engine AMX; engine AYQ	GS-3573	A:38/B:30/D:59,5/L:93,5	
			Drive Shaft		L	F		MT		45	engine AMX	AW-4496	A:38/D:59,5/L:603/D2:88	
Drive Shaft		R	F		MT		45	engine AMX	AW-4497	A:38/D:59,5/L:624/D2:90				



KW/HP



Type

L/R

F/R

AT/MT



ABS



Technical Specification

4.0 W8 4motion	202/275	09/01->09/04	CV Joint	F	AT; MT	*	45	->ch.3B-3-402 000; ->ch.3B-3E312 500; ch.3B-3-402 001->; ch.3B-3E312 501->; engine BDN	GS-3399	A:38/B:27/D:59,5/L:97,5	
			Drive Shaft	L	F	MT		45	->ch.3B-3-402 000; ->ch.3B-3E312 500; engine BDN	AW-4496	A:38/D:59,5/L:603/D2:88
			Drive Shaft	R	F	MT		45	->ch.3B-3-402 000; ->ch.3B-3E312 500; engine BDN	AW-4497	A:38/D:59,5/L:624/D2:90
PASSAT Variant (3C5)											
1.4 TSI	90/122	05/07->11/10	CV Joint	F	MT	*			GS-3935	A:36/B:30/D:59,5/L:95,5	
			CV Joint	F	AT	*			GS-3941	A:36/B:27/D:59,5/L:106	
1.4 TSI EcoFuel	110/150	01/09->11/10	CV Joint	F	6MT	*	*		GS-3935	A:36/B:30/D:59,5/L:95,5	
			CV Joint	F		*			GS-3941	A:36/B:27/D:59,5/L:106	
1.6	75/102	08/05->11/10	CV Joint				*		GS-3934	A:26/B:32/D:31/L:153,5	
			CV Joint	F	5MT	*			GS-3935	A:36/B:30/D:59,5/L:95,5	
			Drive Shaft	R	F	6AT			AW-4832	A:36/B:26/D:59,5/L:884	
1.6 FSI	85/115	08/05->06/08	CV Joint	F		*		engine BLF	GS-3935	A:36/B:30/D:59,5/L:95,5	
1.6 TDI	77/105	08/09->11/10	CV Joint	F		*		->10/09	GS-3941	A:36/B:27/D:59,5/L:106	
1.8 TSI	118/160	05/07->10/11	CV Joint	F	6MT	*		engine BZB; engine CDAA	GS-3941	A:36/B:27/D:59,5/L:106	
			CV Joint	F		*		engine BZB; engine CDAA	GS-4011	A:36/B:27/D:59,5/L:105	
1.9 TDI	77/105	08/05->11/08	CV Joint	F	5MT	*			GS-3935	A:36/B:30/D:59,5/L:95,5	
2.0 BlueTDI	105/143	01/09->11/10	CV Joint	F		*			GS-3941	A:36/B:27/D:59,5/L:106	
			CV Joint				*		GS-3934	A:26/B:32/D:31/L:153,5	
2.0 FSI	110/150	08/05->11/10	CV Joint	F		*		engine BLR; engine BLY; engine BVY; engine BVZ	GS-3935	A:36/B:30/D:59,5/L:95,5	
			Drive Shaft	L	F	AT			engine BLR; engine BLY	AW-4831	A:36/B:26/D:59,5/L:587,5
			Drive Shaft	R	F	6AT			AW-4832	A:36/B:26/D:59,5/L:884	
2.0 FSI	147/200	08/05->11/10	CV Joint	F		*			GS-3941	A:36/B:27/D:59,5/L:106	
			CV Joint				*		GS-3934	A:26/B:32/D:31/L:153,5	
2.0 FSI 4motion	110/150	09/05->11/10	CV Joint	F; R	6MT	*		->ch.3C-6-300 000; engine BLX; engine BVX	GS-3935	A:36/B:30/D:59,5/L:95,5	
			Drive Shaft	R	F	6AT			AW-4832	A:36/B:26/D:59,5/L:884	
2.0 TDI	90/122	08/05->02/06	CV Joint	F		*			GS-3941	A:36/B:27/D:59,5/L:106	
			CV Joint				*		GS-3957	B:34/L:85	
2.0 TDI	100/136	08/05->11/10	CV Joint	F		*			GS-3941	A:36/B:27/D:59,5/L:106	
			CV Joint				*		GS-3957	B:34/L:85	
2.0 TDI	125/170	08/05->11/10	CV Joint	F	6AT; 6MT	*			GS-4011	A:36/B:27/D:59,5/L:105	
2.0 TDI	103/140	08/05->05/09	CV Joint	F		*			GS-3941	A:36/B:27/D:59,5/L:106	
			CV Joint				*		GS-3957	B:34/L:85	
2.0 TDI	81/110	11/08->11/10	CV Joint	F		*			GS-3941	A:36/B:27/D:59,5/L:106	
2.0 TDI 16V	103/140	08/05->11/10	CV Joint	F		*			GS-3941	A:36/B:27/D:59,5/L:106	
			CV Joint				*		GS-3957	B:34/L:85	
2.0 TDI 16V 4motion	103/140	08/05->11/10	CV Joint	R	6MT	*		ch.3C-6-300 000->	GS-3935	A:36/B:30/D:59,5/L:95,5	
			CV Joint	F	6MT	*			GS-3941	A:36/B:27/D:59,5/L:106	
			CV Joint				*		GS-3957	B:34/L:85	
2.0 TDI 4motion	125/170	05/09->11/10	CV Joint	F		*			GS-3941	A:36/B:27/D:59,5/L:106	
			CV Joint	R	6MT	*		->ch.3C-6-300 000	GS-3935	A:36/B:30/D:59,5/L:95,5	
2.0 TDI 4motion	103/140	08/05->05/09	CV Joint	F	6MT	*			GS-3941	A:36/B:27/D:59,5/L:106	
			CV Joint				*		GS-3957	B:34/L:85	
3.2 FSI 4motion	184/250	11/05->11/10	CV Joint	R	6AT	*			GS-3935	A:36/B:30/D:59,5/L:95,5	
			CV Joint	F	6AT	*			GS-3941	A:36/B:27/D:59,5/L:106	
3.6 R36 4motion	220/300	04/07->11/10	CV Joint	F	6AT	*			GS-4011	A:36/B:27/D:59,5/L:105	



kW/HP



Type

L/R F/R

AT/MT



ABS












Technical Specification








POLO (6N1)

1.7 SDI	42/57	04/97->10/99	CV Joint	F		*		GS-3178	B:33/D2:92/L:32
			CV Joint	F		*		GS-3401	A:22/B:30/D:53/L:129,5
			Drive Shaft	L	F			AW-4458	A:22/D:53/L:517/D2:92
100 1.4 16V	74/100	04/96->10/99	CV Joint	F		*		GS-3178	B:33/D2:92/L:32
			CV Joint	F		*		GS-3401	A:22/B:30/D:53/L:129,5
			Drive Shaft	L	F			AW-4458	A:22/D:53/L:517/D2:92
45 1.0	33/45	10/94->09/96	CV Joint	F		*	engine AEV	GS-3178	B:33/D2:92/L:32
			CV Joint	F		*	engine AEV	GS-3401	A:22/B:30/D:53/L:129,5
			Drive Shaft	L	F			AW-4458	A:22/D:53/L:517/D2:92
50 1.0	37/50	09/96->10/99	CV Joint	F		*		GS-3178	B:33/D2:92/L:32
			CV Joint	F		*		GS-3401	A:22/B:30/D:53/L:129,5
			Drive Shaft	L	F			AW-4458	A:22/D:53/L:517/D2:92
55 1.3	40/55	10/94->07/95	CV Joint	F		*		GS-3178	B:33/D2:92/L:32
			CV Joint	F		*		GS-3401	A:22/B:30/D:53/L:129,5
			Drive Shaft	L	F			AW-4458	A:22/D:53/L:517/D2:92
55 1.4	40/55	08/95->10/99	CV Joint	F		*		GS-3178	B:33/D2:92/L:32
			CV Joint	F		*		GS-3401	A:22/B:30/D:53/L:129,5
			Drive Shaft	L	F			AW-4458	A:22/D:53/L:517/D2:92
60 1.4	44/60	07/95->10/99	CV Joint	F		*		GS-3178	B:33/D2:92/L:32
			CV Joint	F		*		GS-3401	A:22/B:30/D:53/L:129,5
			Drive Shaft	L	F			AW-4458	A:22/D:53/L:517/D2:92
60 1.7 SDI	44/60	08/97->10/99	CV Joint	F		*	-->ch.6N-YY050 000	GS-3178	B:33/D2:92/L:32
			CV Joint	F		*	-->ch.6N-YY050 000	GS-3401	A:22/B:30/D:53/L:129,5
			Drive Shaft	L	F			AW-4458	A:22/D:53/L:517/D2:92
64 1.9 D	47/64	10/94->10/99	CV Joint	F		*	-->ch.6N-YY050 000	GS-3178	B:33/D2:92/L:32
			CV Joint	F		*		GS-3401	A:22/B:30/D:53/L:129,5
			Drive Shaft	L	F			AW-4458	A:22/D:53/L:517/D2:92
64 1.9 SDI	47/64	07/96->10/99	CV Joint	F		*	-->ch.6N-YY050 000	GS-3178	B:33/D2:92/L:32
			CV Joint	F		*		GS-3401	A:22/B:30/D:53/L:129,5
			Drive Shaft	L	F			AW-4458	A:22/D:53/L:517/D2:92
75 1.6	55/75	10/94->10/99	CV Joint	F		*	-->ch.6N-YY050 000	GS-3178	B:33/D2:92/L:32
			CV Joint	F		*		GS-3401	A:22/B:30/D:53/L:129,5
			Drive Shaft	L	F			AW-4458	A:22/D:53/L:517/D2:92

POLO (6N2)

1.0	37/50	10/99->09/01	CV Joint	F		*	engine ALD; engine AUC	GS-3178	B:33/D2:92/L:32	
			CV Joint	F		*	engine ALD; engine AUC	GS-3401	A:22/B:30/D:53/L:129,5	
			Drive Shaft	R	F			AW-4244	A:22/D:53,2/L:769/D2:100	
1.4	44/60	10/99->09/01	CV Joint	F	MT	*	engine AKK; engine AUD	GS-3178	B:33/D2:92/L:32	
			CV Joint	F		*	engine AKK; engine AUD	GS-3401	A:22/B:30/D:53/L:129,5	
			CV Joint	F		*		GS-3795	B:30/D2:73,8/L:57,6	
			Drive Shaft	R	F	AT; MT		engine AKK; engine AUD	AW-4244	A:22/D:53,2/L:769/D2:100
			Drive Shaft	L	F	AT			AW-4458	A:22/D:53/L:517/D2:92

		kw/hp		Type	L/R	F/R	AT/MT			ABS			Technical Specification	
1.4		40/54	10/99->09/01	CV Joint		F	MT			*	engine AKP	GS-3178	B:33/D2:92/L:32	
				CV Joint		F				*	engine AKP	GS-3401	A:22/B:30/D:53/L:129,5	
				CV Joint							*		GS-3795	B:30/D2:73,8/L:57,6
				Drive Shaft	R	F	AT; MT				engine AKP	AW-4244	A:22/D:53,2/L:769/D2:100	
				Drive Shaft	L	F	AT					AW-4458	A:22/D:53/L:517/D2:92	
1.4 16V		55/75	10/99->09/01	CV Joint		F	MT			*	->ch.6N-2-010 000; engine AHW; engine AUA	GS-3178	B:33/D2:92/L:32	
				CV Joint		F				*	engine AHW; engine AUA	GS-3401	A:22/B:30/D:53/L:129,5	
				CV Joint						*		GS-3795	B:30/D2:73,8/L:57,6	
				Drive Shaft	R	F	AT; MT				->ch.6N-2-010 000; engine AHW; engine AUA	AW-4244	A:22/D:53,2/L:769/D2:100	
				Drive Shaft	L	F	AT					AW-4458	A:22/D:53/L:517/D2:92	
1.4 16V		74/101	10/99->09/01	CV Joint		F				*	->ch.6N-2-010 000; engine AFK; engine AUB	GS-3178	B:33/D2:92/L:32	
				CV Joint		F				*	engine AFK; engine AUB	GS-3401	A:22/B:30/D:53/L:129,5	
				Drive Shaft	R	F					->ch.6N-2-010 000; engine AFK; engine AUB	AW-4244	A:22/D:53,2/L:769/D2:100	
				Drive Shaft	L	F	AT					AW-4458	A:22/D:53/L:517/D2:92	
				CV Joint		F				*		GS-3178	B:33/D2:92/L:32	
1.4 TDI		55/75	10/99->09/01	CV Joint					*		GS-3676	B:30/D2:73,8/L:57,6		
1.7 SDI		44/60	10/99->09/01	CV Joint		F				*	engine AKU	GS-3178	B:33/D2:92/L:32	
				CV Joint		F				*	engine AKU	GS-3401	A:22/B:30/D:53/L:129,5	
				Drive Shaft	R	F					->ch.6N-2-010 000; ch.6N-YY500 001->; engine AKU	AW-4244	A:22/D:53,2/L:769/D2:100	
1.9 D		47/64	10/99->09/01	CV Joint		F				*	engine AEF	GS-3178	B:33/D2:92/L:32	
				CV Joint		F				*	engine AEF	GS-3401	A:22/B:30/D:53/L:129,5	
				Drive Shaft	R	F					->ch.6N-2-010 000; ch.6N-YY500 001->; engine AEF	AW-4244	A:22/D:53,2/L:769/D2:100	
1.9 SDI		47/64	10/99->09/01	CV Joint		F				*	engine AGD; engine ASX	GS-3178	B:33/D2:92/L:32	
				CV Joint		F				*	engine AGD; engine ASX	GS-3401	A:22/B:30/D:53/L:129,5	
				Drive Shaft	R	F					->ch.6N-2-010 000; ch.6N-YY500 001->; engine AGD; engine ASX	AW-4244	A:22/D:53,2/L:769/D2:100	
POLO [6R, 6C] 														
1.2 TSI		77/105	11/09->	CV Joint		F	6MT			*		GS-3788	A:36/B:30/D:50,75/L:113,5	
1.4		63/85	06/09->	CV Joint		F				*	trans.type 7-Speed DSG Gearbox	GS-3788	A:36/B:30/D:50,75/L:113,5	
1.6 TDI		55/75	06/09->	CV Joint		F	MT			*		GS-3788	A:36/B:30/D:50,75/L:113,5	
1.6 TDI		66/90	06/09->	CV Joint		F	MT			*		GS-3788	A:36/B:30/D:50,75/L:113,5	
1.6 TDI		77/105	06/09->	CV Joint		F	MT			*		GS-3788	A:36/B:30/D:50,75/L:113,5	
POLO [86] 														
0.9		29/40	09/75->09/81	CV Joint		F				*		GS-3178	B:33/D2:92/L:32	
1.1		37/50	03/75->09/81	CV Joint		F				*		GS-3178	B:33/D2:92/L:32	
1.1		44/60	03/75->09/81	CV Joint		F				*		GS-3178	B:33/D2:92/L:32	
1.3		44/60	12/76->09/81	CV Joint		F				*		GS-3178	B:33/D2:92/L:32	
POLO [86C, 80] 														
0.9		29/39	10/81->12/81	CV Joint		F				*		GS-3178	B:33/D2:92/L:32	
1.0		33/45	08/85->01/92	CV Joint		F				*		GS-3178	B:33/D2:92/L:32	
				CV Joint		F			*	ch.80-P-000 001->	GS-3401	A:22/B:30/D:53/L:129,5		
1.0		29/40	10/81->10/86	CV Joint		F				*		GS-3178	B:33/D2:92/L:32	
				CV Joint		F			*	ch.80-P-000 001->	GS-3178	B:33/D2:92/L:32		
1.0 CAT		33/45	08/89->09/94	CV Joint		F				*		GS-3178	B:33/D2:92/L:32	
				CV Joint		F			*	ch.80-P-000 001->	GS-3401	A:22/B:30/D:53/L:129,5		
1.1		37/50	10/81->09/89	CV Joint		F				*		GS-3178	B:33/D2:92/L:32	
1.3		40/55	08/83->07/88	CV Joint		F				*		GS-3178	B:33/D2:92/L:32	
1.3		37/50	08/83->07/85	CV Joint		F				*		GS-3178	B:33/D2:92/L:32	

				Type	L/R	F/R	AT/MT			ABS			Technical Specification	
1.3	55/75	09/82->09/89	CV Joint		F					*		GS-3178	B:33/D2:92/L:32	
1.3	44/60	10/81->07/83	CV Joint		F					*		GS-3178	B:33/D2:92/L:32	
1.3 CAT	40/55	07/87->09/94	CV Joint		F					*	->ch.80-N-500 000; ch.80-P-000 001->	GS-3178	B:33/D2:92/L:32	
			CV Joint		F				*	ch.80-P-000 001->		GS-3401	A:22/B:30/D:53/L:129,5	
1.3 CAT	55/75	10/89->03/91	CV Joint		F					*	->ch.80-N-500 000; ch.80-P-000 001->	GS-3178	B:33/D2:92/L:32	
			CV Joint		F				*	ch.80-P-000 001->		GS-3401	A:22/B:30/D:53/L:129,5	
1.3 D	33/45	08/86->07/90	CV Joint		F					*		GS-3178	B:33/D2:92/L:32	
1.4 D	35/48	10/90->09/94	CV Joint		F					*		GS-3178	B:33/D2:92/L:32	
POLO [9N] 														
1.2	40/54	01/02->05/07	CV Joint		F		MT			*	engine AWY; engine BMD	GS-3789	A:36/B:30/D:50,7/L:106	
			Drive Shaft	L	F		MT				+ PS; engine AWY; engine BMD	AW-4713	A:36/D:50,7/L:501/D2:94	
			Drive Shaft	R	F		MT					+ PS; engine AWY; engine BMD	AW-4714	A:36/D:50,7/L:751/D2:96
1.2	44/60	05/07->11/09	CV Joint		F		MT			*	engine BBM	GS-3789	A:36/B:30/D:50,7/L:106	
			Drive Shaft	L	F		MT				engine BBM	AW-4713	A:36/D:50,7/L:501/D2:94	
			Drive Shaft	R	F		MT					engine BBM	AW-4714	A:36/D:50,7/L:751/D2:96
1.2 12V	51/69	05/07->11/09	CV Joint		F		MT			*	engine BZG	GS-3789	A:36/B:30/D:50,7/L:106	
			Drive Shaft	L	F		MT				engine BZG	AW-4713	A:36/D:50,7/L:501/D2:94	
			Drive Shaft	R	F		MT					engine BZG	AW-4714	A:36/D:50,7/L:751/D2:96
1.2 12V	47/64	10/01->07/07	CV Joint		F		MT			*	engine AZQ; engine BME	GS-3789	A:36/B:30/D:50,7/L:106	
			Drive Shaft	L	F		MT				engine AZQ; engine BME	AW-4713	A:36/D:50,7/L:501/D2:94	
			Drive Shaft	R	F		MT					engine AZQ; engine BME	AW-4714	A:36/D:50,7/L:751/D2:96
1.4 16V	59/80	05/06->11/09	CV Joint		F		AT			*	engine BUD	GS-3788	A:36/B:30/D:50,75/L:113,5	
			CV Joint		F		MT			*	engine BUD	GS-3789	A:36/B:30/D:50,7/L:106	
			Drive Shaft	L	F		MT					engine BUD	AW-4713	A:36/D:50,7/L:501/D2:94
			Drive Shaft	R	F		MT					engine BUD	AW-4714	A:36/D:50,7/L:751/D2:96
1.4 16V	55/75	10/01->05/08	CV Joint		F		AT			*	->ch.6N-2-010 000; engine AUA	GS-3401	A:22/B:30/D:53/L:129,5	
			CV Joint		F		AT			*	ch.9N-2-000 001->; engine AUA; engine BBY; engine BKY	GS-3788	A:36/B:30/D:50,75/L:113,5	
			CV Joint		F		MT			*	engine AUA; engine BBY; engine BKY	GS-3789	A:36/B:30/D:50,7/L:106	
			CV Joint	R	F					*	trans.type AT	GS-3795	B:30/D2:73,8/L:57,6	
			Drive Shaft	R	F		AT; MT					->ch.6N-2-010 000; engine AUA	AW-4244	A:22/D:53,2/L:769/D2:100
			Drive Shaft	L	F		MT					ch.9N-2-000 001->; engine AUA; engine BBY; engine BKY	AW-4713	A:36/D:50,7/L:501/D2:94
1.4 16V	74/101	10/01->05/08	Drive Shaft	R	F		MT				ch.9N-2-000 001->; engine AUA; engine BBY; engine BKY	AW-4714	A:36/D:50,7/L:751/D2:96	
			CV Joint		F		MT			*	->ch.6N-2-010 000; engine AUB	GS-3178	B:33/D2:92/L:32	
			CV Joint		F		MT			*	->ch.6N-2-010 000; engine AUB	GS-3401	A:22/B:30/D:53/L:129,5	
			CV Joint		F		MT			*	ch.9N-2-000 001->; engine AUB; engine BBZ	GS-3789	A:36/B:30/D:50,7/L:106	
			Drive Shaft	R	F		MT					->ch.6N-2-010 000; engine AUB	AW-4244	A:22/D:53,2/L:769/D2:100
			Drive Shaft	L	F		MT					ch.9N-2-000 001->; engine AUB; engine BBZ	AW-4713	A:36/D:50,7/L:501/D2:94
1.4 FSI	63/86	02/02->07/06	Drive Shaft	R	F		MT				ch.9N-2-000 001->; engine AUB; engine BBZ	AW-4714	A:36/D:50,7/L:751/D2:96	
			CV Joint		F		MT			*	engine AXU	GS-3789	A:36/B:30/D:50,7/L:106	
			Drive Shaft	L	F		MT					engine AXU	AW-4713	A:36/D:50,7/L:501/D2:94
1.4 TDI	59/80	04/05->11/09	Drive Shaft	R	F		MT				engine AXU	AW-4714	A:36/D:50,7/L:751/D2:96	
			CV Joint		F				*			GS-3676	B:30/D2:73,8/L:57,6	
1.4 TDI	51/70	04/05->11/09	CV Joint		F		MT			*	engine BMS; engine BNV	GS-3788	A:36/B:30/D:50,75/L:113,5	
			Drive Shaft	R	F		MT				->05/08	AW-4719	A:36/D:50,5/L:759/D2:73,8	
			CV Joint		F		MT			*	engine BNM; engine BWB	GS-3788	A:36/B:30/D:50,75/L:113,5	
1.4 TDI	51/70	04/05->11/09	Drive Shaft	R	F		MT				engine BNM	AW-4714	A:36/D:50,7/L:751/D2:96	
			Drive Shaft	R	F							engine BWB	AW-4719	A:36/D:50,5/L:759/D2:73,8



kw/HP



Type

L/R

F/R

AT/MT



ABS



Technical Specification









1.4 TDI	55/75	10/01->06/05			CV Joint			*		GS-3676	B:30/D2:73,8/L:57,6	
					CV Joint	F	MT	*	ch.9N-2-000 001->; engine AMF; engine BAY	GS-3788	A:36/B:30/D:50,75/L:113,5	
			Drive Shaft	R	F	5MT		ch.9N-2-000001->	AW-4719	A:36/D:50,5/L:759/D2:73,8		
1.6 16V	77/105	05/06->11/09			CV Joint	F	AT; MT	*	engine BTS	GS-3788	A:36/B:30/D:50,75/L:113,5	
1.8 GTI	110/150	09/05->11/09			CV Joint	F		*	engine BJX	GS-3788	A:36/B:30/D:50,75/L:113,5	
1.8 GTi Cup Edition	132/180	05/06->11/09			CV Joint	F		*	engine BBU	GS-3788	A:36/B:30/D:50,75/L:113,5	
					CV Joint	F		*		GS-3789	A:36/B:30/D:50,7/L:106	
			Drive Shaft	L	F			engine ASY	AW-4713	A:36/D:50,7/L:501/D2:94		
1.9 SDI	47/64	10/01->11/09			Drive Shaft	R	F		--ch.9N-5-200 000; engine ASY	AW-4714	A:36/D:50,7/L:751/D2:96	
					CV Joint				*		GS-3676	B:30/D2:73,8/L:57,6
					CV Joint	F	MT	*	engine ATD; engine AXR; engine BMT	GS-3788	A:36/B:30/D:50,75/L:113,5	
1.9 TDI	74/101	10/01->11/09			Drive Shaft	R	F	5MT	ch.9N-2-000001->	AW-4719	A:36/D:50,5/L:759/D2:73,8	

POLO Box (6NF)

1.0	33/45	10/94->12/99			Drive Shaft	L	F			AW-4458	A:22/D:53/L:517/D2:92	
1.4	44/60	05/98->12/99			CV Joint		F		*	engine AEX; engine APQ	GS-3178	B:33/D2:92/L:32
					CV Joint		F		*	engine AEX; engine APQ	GS-3401	A:22/B:30/D:53/L:129,5
			Drive Shaft	L	F						AW-4458	A:22/D:53/L:517/D2:92
1.7 SDI	44/60	08/97->12/99			CV Joint		F		*	engine AKU	GS-3178	B:33/D2:92/L:32
					CV Joint		F		*	engine AKU	GS-3401	A:22/B:30/D:53/L:129,5
			Drive Shaft	R	F			ch.6N-YY500 001->; engine AKU	AW-4244	A:22/D:53,2/L:769/D2:100		
1.9 D	47/64	10/94->12/99			Drive Shaft	L	F			AW-4458	A:22/D:53/L:517/D2:92	
					CV Joint		F		*	engine AEF	GS-3178	B:33/D2:92/L:32
					CV Joint		F		*	engine AEF	GS-3401	A:22/B:30/D:53/L:129,5
1.9 SDI	47/64	07/96->12/99			Drive Shaft	R	F		ch.6N-YY500 001->; engine AEF	AW-4244	A:22/D:53,2/L:769/D2:100	
					Drive Shaft	L	F			AW-4458	A:22/D:53/L:517/D2:92	
					CV Joint		F		*	engine AGD	GS-3178	B:33/D2:92/L:32
1.9 SDI	47/64	07/96->12/99			CV Joint		F		*	engine AGD	GS-3401	A:22/B:30/D:53/L:129,5
					Drive Shaft	R	F			ch.6N-YY500 001->; engine AGD	AW-4244	A:22/D:53,2/L:769/D2:100
					Drive Shaft	L	F				AW-4458	A:22/D:53/L:517/D2:92

POLO CLASSIC (6KV2)

100 1.6	74/100	12/95->09/01			CV Joint	L; R	F	MT	*	engine AFT (F)	GS-3170	B:33/L:34		
					CV Joint			MT	*		GS-3181	A:22/B:30/D:53/L:129,5		
					CV Joint						*		GS-3183	A:22/B:30/D:53,2/L:139
			Drive Shaft	L	F	MT			engine AFT	AW-4241	A:22/D:53/L:539,5/D2:94			
			Drive Shaft	R	F	MT			-->12/96; engine AFT	AW-4242	A:22/D:53/L:774/D2:94			
110 1.9 TDI	81/110	06/98->01/02			CV Joint			MT	*		GS-3183	A:22/B:30/D:53,2/L:139		
					CV Joint			MT	*		GS-3181	A:22/B:30/D:53/L:129,5		
57 1.7 SDI	42/57	07/97->09/01			Drive Shaft	L	F			engine AKW	AW-4241	A:22/D:53/L:539,5/D2:94		
					Drive Shaft	R	F			engine AKW	AW-4242	A:22/D:53/L:774/D2:94		
					CV Joint		F			*		GS-3178	B:33/D2:92/L:32	
60 1.4	44/60	12/95->09/01			CV Joint			MT	*		GS-3181	A:22/B:30/D:53/L:129,5		
					Drive Shaft	L	F				AW-4239	A:22/D:50/L:562/D2:92		
64 1.9 SDI	47/64	12/95->08/99			CV Joint			MT	*		GS-3181	A:22/B:30/D:53/L:129,5		
					Drive Shaft	L	F				AW-4241	A:22/D:53/L:539,5/D2:94		
					Drive Shaft	R	F			AW-4242	A:22/D:53/L:774/D2:94			

	KW/HP		Type	L/R	F/R	AT/MT			ABS			Technical Specification
68 1.9 SDI	50/68	08/99->01/02	CV Joint			MT	*				GS-3181	A:22/B:30/D:53/L:129,5
			Drive Shaft	L	F				engine AGP; engine AQM		AW-4241	A:22/D:53/L:539,5/D2:94
			Drive Shaft	R	F				engine AGP; engine AQM		AW-4242	A:22/D:53/L:774/D2:94
75 1.4 16V	55/75	10/99->09/01	CV Joint		F		*		engine APE; engine AUA		GS-3178	B:33/D2:92/L:32
			CV Joint			MT	*				GS-3181	A:22/B:30/D:53/L:129,5
			Drive Shaft	L	F				engine APE; engine AUA		AW-4239	A:22/D:50/L:562/D2:92
75 1.6	55/75	11/95->09/01	CV Joint	L; R	F	MT	*		09/97->		GS-3170	B:33/L:34
			CV Joint	L	F	MT	*				GS-3175	B:33/D2:100/L:34
			CV Joint		F		*		engine AEE; engine ALM		GS-3178	B:33/D2:92/L:32
			CV Joint	R	F	MT	*				GS-3182	B:33/D2:100/L:34
			CV Joint			MT	*				GS-3183	A:22/B:30/D:53,2/L:139
			Drive Shaft	L	F				engine AEE; engine ALM		AW-4239	A:22/D:50/L:562/D2:92
75 1.6	55/75	11/95->09/97	CV Joint	L	F	MT	*				GS-3175	B:33/D2:100/L:34
			CV Joint	R	F	MT	*				GS-3182	B:33/D2:100/L:34
			CV Joint			MT	*				GS-3183	A:22/B:30/D:53,2/L:139
90 1.8	66/90	01/97->09/01	Drive Shaft	R	F				->12/96; engine 1F		AW-4244	A:22/D:53,2/L:769/D2:100
			CV Joint				*				GS-3183	A:22/B:30/D:53,2/L:139
90 1.9 TDI	66/90	09/96->09/01	CV Joint	L; R	F	MT	*		01/97->		GS-3170	B:33/L:34
			CV Joint	L	F	MT	*				GS-3175	B:33/D2:100/L:34
			CV Joint	R	F	MT	*				GS-3182	B:33/D2:100/L:34
			CV Joint			MT	*				GS-3183	A:22/B:30/D:53,2/L:139
POLO CLASSIC [86C, 80] 												
1.0	29/40	01/85->10/86	CV Joint		F		*				GS-3178	B:33/D2:92/L:32
1.0	33/45	01/85->09/94	CV Joint		F		*				GS-3178	B:33/D2:92/L:32
1.3	40/55	01/85->07/87	CV Joint		F		*				GS-3178	B:33/D2:92/L:32
1.3 CAT	40/55	07/87->09/94	CV Joint		F		*				GS-3178	B:33/D2:92/L:32
1.3 D	33/45	08/86->12/88	CV Joint		F		*				GS-3178	B:33/D2:92/L:32
1.4 D	35/48	10/90->09/94	CV Joint		F		*				GS-3178	B:33/D2:92/L:32
POLO Coupe [86C, 80] 												
1.0	29/40	05/82->10/86	CV Joint		F		*				GS-3178	B:33/D2:92/L:32
1.0	33/45	08/85->01/92	CV Joint		F		*				GS-3178	B:33/D2:92/L:32
1.0 CAT	33/45	08/89->09/94	CV Joint		F		*				GS-3178	B:33/D2:92/L:32
1.1	37/50	10/81->07/83	CV Joint		F		*				GS-3178	B:33/D2:92/L:32
1.3	57/78	03/91->09/94	CV Joint		F		*				GS-3178	B:33/D2:92/L:32
1.3	40/55	08/83->06/87	CV Joint		F		*				GS-3178	B:33/D2:92/L:32
1.3	55/75	09/82->09/89	CV Joint		F		*				GS-3178	B:33/D2:92/L:32
1.3	44/60	10/81->07/83	CV Joint		F		*				GS-3178	B:33/D2:92/L:32
1.3 CAT	40/55	07/87->08/94	CV Joint		F		*				GS-3178	B:33/D2:92/L:32
1.3 CAT	55/75	10/89->09/94	CV Joint		F		*				GS-3178	B:33/D2:92/L:32
1.3 D	33/45	08/86->08/90	CV Joint		F		*				GS-3178	B:33/D2:92/L:32
1.3 G40	85/115	01/87->08/90	CV Joint		F		*				GS-3178	B:33/D2:92/L:32
1.3 G40	83/113	08/90->09/94	CV Joint		F		*				GS-3178	B:33/D2:92/L:32
1.4 D	35/48	08/90->09/94	CV Joint		F		*				GS-3178	B:33/D2:92/L:32



kW/HP



Type

L/R F/R

AT/MT



ABS



Technical Specification

POLO Saloon (9A4)

1.4	55/75	07/03->	CV Joint	F	AT	*	engine BBY	GS-3788	A:36/B:30/D:50,75/L:113,5
			CV Joint	F	MT	*	engine BBY	GS-3789	A:36/B:30/D:50,7/L:106
			CV Joint			*		GS-3795	B:30/D2:73,8/L:57,6
			Drive Shaft	L	F	MT	->ch.9N-5-180 000; engine BBY	AW-4713	A:36/D:50,7/L:501/D2:94
			Drive Shaft	R	F	MT	->ch.9N-5-180 000; engine BBY	AW-4714	A:36/D:50,7/L:751/D2:96
1.4	74/101	11/03->	CV Joint	F		*	engine BBZ	GS-3789	A:36/B:30/D:50,7/L:106
			Drive Shaft	L	F		engine BBZ	AW-4713	A:36/D:50,7/L:501/D2:94
			Drive Shaft	R	F		engine BBZ	AW-4714	A:36/D:50,7/L:751/D2:96
1.4 TDI	55/75	07/03->	CV Joint			*		GS-3676	B:30/D2:73,8/L:57,6
			CV Joint	F	MT	*	engine BAY	GS-3788	A:36/B:30/D:50,75/L:113,5
1.9 SDI	47/64	09/02->	CV Joint	F		*	engine ASY	GS-3789	A:36/B:30/D:50,7/L:106
			Drive Shaft	L	F		engine ASY	AW-4713	A:36/D:50,7/L:501/D2:94
			Drive Shaft	R	F		->ch.9N-5-200 000; engine ASY	AW-4714	A:36/D:50,7/L:751/D2:96

POLO Variant (6KV5)

1.4	44/60	05/97->09/01	CV Joint	F		*		GS-3178	B:33/D2:92/L:32	
			CV Joint		MT	*		GS-3181	A:22/B:30/D:53/L:129,5	
			Drive Shaft	L	F			AW-4239	A:22/D:50/L:562/D2:92	
1.4 16V	55/75	10/99->09/01	CV Joint	F		*	engine APE; engine AUA	GS-3178	B:33/D2:92/L:32	
			CV Joint		MT	*		GS-3181	A:22/B:30/D:53/L:129,5	
			Drive Shaft	L	F		engine APE; engine AUA	AW-4239	A:22/D:50/L:562/D2:92	
1.6	55/75	05/97->09/01	CV Joint	L; R	F	MT	*		GS-3170	B:33/L:34
			CV Joint	L	F	MT	*		GS-3175	B:33/D2:100/L:34
			CV Joint	F		*	engine AEE; engine ALM	GS-3178	B:33/D2:92/L:32	
			CV Joint	R	F	MT	*		GS-3182	B:33/D2:100/L:34
			CV Joint		MT	*		GS-3183	A:22/B:30/D:53,2/L:139	
			Drive Shaft	L	F		engine AEE; engine ALM	AW-4239	A:22/D:50/L:562/D2:92	
1.6	74/101	05/97->09/01	CV Joint	L; R	F	MT	*	engine AFT (F)	GS-3170	B:33/L:34
			CV Joint		MT	*		GS-3181	A:22/B:30/D:53/L:129,5	
			CV Joint		MT	*		GS-3181	A:22/B:30/D:53/L:129,5	
1.7 SDI	42/57	08/97->09/01	Drive Shaft	L	F		engine AKW	AW-4241	A:22/D:53/L:539,5/D2:94	
			Drive Shaft	R	F		engine AKW	AW-4242	A:22/D:53/L:774/D2:94	
1.8	66/90	05/97->09/01	CV Joint			*		GS-3183	A:22/B:30/D:53,2/L:139	
			CV Joint		MT	*		GS-3181	A:22/B:30/D:53/L:129,5	
1.9 SDI	47/64	06/97->09/01	Drive Shaft	L	F			AW-4241	A:22/D:53/L:539,5/D2:94	
			Drive Shaft	R	F			AW-4242	A:22/D:53/L:774/D2:94	
			CV Joint		MT	*		GS-3181	A:22/B:30/D:53/L:129,5	
1.9 SDI	50/68	08/99->09/01	Drive Shaft	L	F		engine AGP; engine AQM	AW-4241	A:22/D:53/L:539,5/D2:94	
			Drive Shaft	R	F		engine AGP; engine AQM	AW-4242	A:22/D:53/L:774/D2:94	
1.9 TDI	66/90	05/97->09/01	CV Joint	L; R	F	MT	*		GS-3170	B:33/L:34
			CV Joint	L	F	MT	*		GS-3175	B:33/D2:100/L:34
			CV Joint	R	F	MT	*		GS-3182	B:33/D2:100/L:34
			CV Joint		MT	*		GS-3183	A:22/B:30/D:53,2/L:139	
1.9 TDI	81/110	06/98->09/01	CV Joint		MT	*		GS-3183	A:22/B:30/D:53,2/L:139	



KW/HP



Type

L/R

F/R

AT/MT



ABS



Technical Specification

SCIROCCO [137, 138]

1.4 TSI	118/160	05/08->	CV Joint	F	6MT	*	*	engine CAVD	GS-3935	A:36/B:30/D:59,5/L:95,5
			CV Joint	F		*		engine CAVD; engine CNWA; engine CTHD	GS-3941	A:36/B:27/D:59,5/L:106
2.0 TDI	103/140	08/08->	CV Joint	F		*			GS-3941	A:36/B:27/D:59,5/L:106
			CV Joint				*		GS-3957	B:34/L:85
2.0 TSI	147/200	05/08->11/09	CV Joint	F		*		08/08->	GS-3941	A:36/B:27/D:59,5/L:106
2.0 TSI	155/210	11/09->	CV Joint	F		*		->10/10	GS-3941	A:36/B:27/D:59,5/L:106

SCIROCCO [53]

1.5	63/86	02/74->12/77	CV Joint		AT; MT	*			GS-3179	A:22/B:30/D:50/L:128,5
1.5	55/75	02/74->08/75	CV Joint		AT; MT	*			GS-3179	A:22/B:30/D:50/L:128,5
1.6	63/85	08/75->07/80	CV Joint		AT; MT	*		ch.530->	GS-3180	A:22/B:30/D:50/L:128,5

SCIROCCO [53B]

1.3	44/60	08/80->12/83	CV Joint			*		->ch.53-E-012217; ch.53-A-0051001->	GS-3180	A:22/B:30/D:50/L:128,5
			CV Joint			*		ch.53-E-012218->	GS-3181	A:22/B:30/D:53/L:129,5
1.6	55/75	01/83->12/89	CV Joint		AT; MT	*		ch.53-E-012218->	GS-3181	A:22/B:30/D:53/L:129,5
			Drive Shaft	L	F			engine EW	AW-4241	A:22/D:53/L:539,5/D2:94
1.6	53/72	04/86->07/90	CV Joint		AT; MT	*		->ch.53N010000; ch.53E012218->	GS-3181	A:22/B:30/D:53/L:129,5
			Drive Shaft	L	F			engine RE	AW-4241	A:22/D:53/L:539,5/D2:94
1.6	63/85	08/80->04/84	CV Joint		AT; MT	*		->ch.53-E-012217; ch.53-E-000001->	GS-3180	A:22/B:30/D:50/L:128,5
1.6	81/110	08/80->07/82	CV Joint			*		->ch.53D900000; ch.53A0051001->	GS-3180	A:22/B:30/D:50/L:128,5
1.6	55/75	08/82->07/83	CV Joint		AT; MT	*		->ch.53N010000; ch.53E012218->	GS-3181	A:22/B:30/D:53/L:129,5
			CV Joint	L; R	F	MT	*	ch.53-E-012218->	GS-3170	B:33/L:34
			CV Joint	L	F		*	ch.53-E-012218->	GS-3175	B:33/D2:100/L:34
			CV Joint				*	->10/83	GS-3181	A:22/B:30/D:53/L:129,5
			CV Joint	R	F		*	ch.53-E-012218->	GS-3182	B:33/D2:100/L:34
1.8	82/112	08/82->12/89	CV Joint			*		11/83->	GS-3183	A:22/B:30/D:53,2/L:139
			CV Joint	L; R	F	AT; MT	*	->07/91; ch.53-E-012218->; ch.53-L-000001->	GS-3170	B:33/L:34
			CV Joint	L	F	AT; MT	*	ch.53-L-000001->	GS-3175	B:33/D2:100/L:34
			CV Joint			AT	*	->ch.53-E-012217	GS-3180	A:22/B:30/D:50/L:128,5
			CV Joint			AT; MT	*	ch.53-E-012218->	GS-3181	A:22/B:30/D:53/L:129,5
1.8	66/90	08/83->07/92	CV Joint	R	F	AT; MT	*	ch.53-L-000001->	GS-3182	B:33/D2:100/L:34
			CV Joint			AT; MT	*	ch.53-J-001855->	GS-3183	A:22/B:30/D:53,2/L:139
			Drive Shaft	L	F	AT; MT		->ch.53-J-001 854; ->ch.53-K-020 000; engine EX	AW-4241	A:22/D:53/L:539,5/D2:94
			CV Joint	L; R	F	MT	*	ch.53-E-012218->	GS-3170	B:33/L:34
			CV Joint	L	F		*	ch.53-E-012218->	GS-3175	B:33/D2:100/L:34
1.8	70/95	11/85->07/92	CV Joint	R	F		*	ch.53-E-012218->	GS-3182	B:33/D2:100/L:34
			CV Joint				*		GS-3183	A:22/B:30/D:53,2/L:139
			CV Joint	L; R	F	MT	*		GS-3170	B:33/L:34
			CV Joint	L	F		*	+ plain spring disc; ch.53-G-004102->	GS-3175	B:33/D2:100/L:34
			CV Joint	R	F		*	ch.53-G-004102->; + serrated spring disc	GS-3182	B:33/D2:100/L:34
1.8 16V	95/129	03/86->07/92	CV Joint			*			GS-3183	A:22/B:30/D:53,2/L:139
			CV Joint	L; R	F	MT	*		GS-3170	B:33/L:34
			CV Joint	L	F	AT; MT	*	+ plain spring disc; ch.53-L-000001->	GS-3175	B:33/D2:100/L:34
			CV Joint	R	F	AT; MT	*	ch.53-L-000001->; + serrated spring disc	GS-3182	B:33/D2:100/L:34
			CV Joint				*		GS-3183	A:22/B:30/D:53,2/L:139
1.8 16V	102/139	10/85->07/89	CV Joint	L; R	F	MT	*		GS-3170	B:33/L:34
			CV Joint	L	F	AT; MT	*	+ plain spring disc; ch.53-L-000001->	GS-3175	B:33/D2:100/L:34
			CV Joint	R	F	AT; MT	*	ch.53-L-000001->; + serrated spring disc	GS-3182	B:33/D2:100/L:34
			CV Joint			*		GS-3183	A:22/B:30/D:53,2/L:139	



kW/HP



Type

L/R

F/R

AT/MT



ABS




















Technical Specification









SHARAN (7M8, 7M9, 7M6)








Engine	Power (kW/HP)	Period	Type	L/R	F/R	AT/MT	Steering	ABS	Part No.	Technical Specification		
1.8 T 20V	110/150	09/97->03/10	CV Joint		F		*		48	->ch.7M-X-060 000; engine AJH	GS-3574 A:38/B:27/D:60/L:99,5	
			CV Joint						*		GS-3575 B:34/L:85	
			CV Joint		F			*		48	ch.7M-Y-000 001->; engine AJH; engine AWC	GS-3576 A:38/B:36/D:60/L:106,5
			CV Joint	R	F				*		trans.type AT	GS-4046 B:34/D2:88/L:59,5
			Drive Shaft	L; R	F		MT			48	engine AWC	AW-4502 A:38/D:60/L:507/D2:88
			Drive Shaft	R	F		MT			48	engine AJH	AW-4503 A:38/B:35/D:60/L:559
			Drive Shaft	L	F		MT			48	engine AJH	AW-4504 A:38/B:26/D:60/L:620
			Drive Shaft	R	F		AT			48	engine AJH	AW-4505 A:38/D:60/L:544/D2:88/D3:98
			Drive Shaft	L; R	F		AT			48	engine AWC	AW-4635 A:38/D:60/L:486/D2:88
			Drive Shaft		F						transmission # FPE/FUY/FUX/FVB/HLC; transmission # FVR/FVQ/FVP/FPJ/ERM; transmission # JBH/JBN/JBN/JBM/KKB; transmission # KKG/KKC/KKF/LAN/LHN; transmission # KYC/KYF/KZX/KZZ	AW-5474 A:26/B:37/D:60/L:129,5
Drive Shaft		F							AW-5475 A:37/D:60/L:322			
1.9 TDI	85/115	04/00->03/10	CV Joint						*		GS-3575 B:34/L:85	
			CV Joint		F		*		48	engine AUY	GS-3576 A:38/B:36/D:60/L:106,5	
			Drive Shaft	L; R	F		6MT			48	->ch.7M-6-020 000; engine AUY	AW-4502 A:38/D:60/L:507/D2:88
			Drive Shaft	L; R	F		AT			48	engine AUY	AW-4635 A:38/D:60/L:486/D2:88
			Drive Shaft		F						-> year 200612; transmission # FPE/FUY/FUX/FVB/HLC; transmission # FVR/FVQ/FVP/FPJ/ERM; transmission # JBH/JBN/JBN/JBM/KKB; transmission # KKG/KKC/KKF/LAN/LHN; transmission # KYC/KYF/KZX/KZZ	AW-5474 A:26/B:37/D:60/L:129,5
			Drive Shaft		F							AW-5475 A:37/D:60/L:322
1.9 TDI	110/150	06/05->03/10	CV Joint						*		GS-3575 B:34/L:85	
			CV Joint		F		6MT	*	48	engine BTB	GS-3576 A:38/B:36/D:60/L:106,5	
			Drive Shaft	L; R	F		6MT			48	engine BTB	AW-4502 A:38/D:60/L:507/D2:88
1.9 TDI	66/90	09/95->03/10	CV Joint		F		*		48	->ch.7M-X-060 000; engine AHU; engine ANU	GS-3574 A:38/B:27/D:60/L:99,5	
			CV Joint						*		GS-3575 B:34/L:85	
			CV Joint		F		*		48	ch.7M-Y-000 001->; engine AHU; engine ANU	GS-3576 A:38/B:36/D:60/L:106,5	
			CV Joint	R	F				*		trans.type AT	GS-4046 B:34/D2:88/L:59,5
			Drive Shaft	L; R	F		6MT			48	->ch.7M-1-070 000; 01/01->; engine ANU	AW-4502 A:38/D:60/L:507/D2:88
			Drive Shaft	L	F		MT			48	->04/99; engine 1Z; engine AHU; engine ANU	AW-4504 A:38/B:26/D:60/L:620
			CV Joint		F		*		48	->ch.7M-X-060 000; engine AFN; engine AVG	GS-3574 A:38/B:27/D:60/L:99,5	
1.9 TDI	81/110	09/96->04/00	CV Joint						*		GS-3575 B:34/L:85	
			CV Joint		F		*		48	ch.7M-Y-000 001->; engine AFN; engine AVG	GS-3576 A:38/B:36/D:60/L:106,5	
			CV Joint	R	F				*		trans.type AT	GS-4046 B:34/D2:88/L:59,5
			Drive Shaft	R	F		MT			48		AW-4503 A:38/B:35/D:60/L:559
			Drive Shaft	L	F		MT			48	->04/99; engine AFN; engine AVG	AW-4504 A:38/B:26/D:60/L:620
			Drive Shaft	R	F		AT			48	engine AFN; engine AVG	AW-4505 A:38/D:60/L:544/D2:88/D3:98
1.9 TDI	96/130	11/02->03/10	CV Joint						*		GS-3575 B:34/L:85	
			CV Joint		F		6MT	*	48	engine ASZ	GS-3576 A:38/B:36/D:60/L:106,5	
			Drive Shaft	L; R	F		6MT			48	engine ASZ	AW-4502 A:38/D:60/L:507/D2:88
			Drive Shaft		F						-> year 200612; transmission # FPE/FUY/FUX/FVB/HLC; transmission # FVR/FVQ/FVP/FPJ/ERM; transmission # JBH/JBN/JBN/JBM/KKB; transmission # KKG/KKC/KKF/LAN/LHN; transmission # KYC/KYF/KZX/KZZ	AW-5474 A:26/B:37/D:60/L:129,5
			Drive Shaft		F							AW-5475 A:37/D:60/L:322
1.9 TDI 4motion	85/115	04/00->03/10	CV Joint						*		GS-3575 B:34/L:85	
			CV Joint		F		6MT	*	48	engine AUY	GS-3576 A:38/B:36/D:60/L:106,5	
			Drive Shaft	L; R	F		6MT			48	engine AUY	AW-4502 A:38/D:60/L:507/D2:88
			Drive Shaft		F						-> year 200612; transmission # FPE/FUY/FUX/FVB/HLC; transmission # FVR/FVQ/FVP/FPJ/ERM; transmission # JBH/JBN/JBN/JBM/KKB; transmission # KKG/KKC/KKF/LAN/LHN; transmission # KYC/KYF/KZX/KZZ	AW-5474 A:26/B:37/D:60/L:129,5
			Drive Shaft		F							AW-5475 A:37/D:60/L:322

	kw/HP		Type	L/R	F/R	AT/MT				Technical Specification	
2.0	85/115	09/95->03/10	CV Joint		F		*	48	->ch.7M-X-060 000; engine ADY; engine ATM	GS-3574	A:38/B:27/D:60/L:99,5
			CV Joint					*		GS-3575	B:34/L:85
			CV Joint		F		*	48	ch.7M-Y-000 001->; engine ADY; engine ATM	GS-3576	A:38/B:36/D:60/L:106,5
			CV Joint	R	F		*		trans.type AT	GS-4046	B:34/D2:88/L:59,5
			Drive Shaft	L; R	F	MT		48	->ch.7M-1-070 000; engine ATM	AW-4502	A:38/D:60/L:507/D2:88
			Drive Shaft	R	F	MT		48	engine ADY	AW-4503	A:38/B:35/D:60/L:559
			Drive Shaft	L	F	MT		48	engine ADY	AW-4504	A:38/B:26/D:60/L:620
			Drive Shaft	R	F	AT		48	->ch.7M-4-040 000; engine ADY; engine ATM	AW-4505	A:38/D:60/L:544/D2:88/D3:98
2.0 TDI	103/140	11/05->03/10	CV Joint				*		GS-3575	B:34/L:85	
			CV Joint		F	6MT	*	48		GS-3576	A:38/B:36/D:60/L:106,5
			Drive Shaft	L; R	F	6MT		48		AW-4502	A:38/D:60/L:507/D2:88
2.8 V6 24V	150/204	04/00->03/10	CV Joint				*		GS-3575	B:34/L:85	
			CV Joint		F		*	48	engine AYL	GS-3576	A:38/B:36/D:60/L:106,5
			Drive Shaft	L; R	F	6MT		48	engine AYL	AW-4502	A:38/D:60/L:507/D2:88
			Drive Shaft	L	F	AT		48	engine AYL	AW-4635	A:38/D:60/L:486/D2:88
			Drive Shaft		F				transmission # FPE/FUY/FUX/FVB/HLC; transmission # FVR/FVQ/FVP/FP/JJERM; transmission # JBH/JBN/JBM/KKB; transmission # KKG/KKC/KKF/LAN/LHN; transmission # KYC/KYF/KZX/KZZ	AW-5474	A:26/B:37/D:60/L:129,5
			Drive Shaft		F					AW-5475	A:37/D:60/L:322
2.8 V6 24V 4motion	150/204	04/00->03/10	CV Joint				*		GS-3575	B:34/L:85	
			CV Joint		F	6MT	*	48	engine AYL	GS-3576	A:38/B:36/D:60/L:106,5
			Drive Shaft	L; R	F	6MT		48	engine AYL	AW-4502	A:38/D:60/L:507/D2:88
			Drive Shaft		F				transmission # FPE/FUY/FUX/FVB/HLC; transmission # FVR/FVQ/FVP/FP/JJERM; transmission # JBH/JBN/JBM/KKB; transmission # KKG/KKC/KKF/LAN/LHN; transmission # KYC/KYF/KZX/KZZ	AW-5474	A:26/B:37/D:60/L:129,5
			Drive Shaft		F					AW-5475	A:37/D:60/L:322
2.8 VR6	128/174	09/95->04/00	CV Joint		F		*	48	->ch.7M-X-060 000; engine AAA; engine AMY	GS-3574	A:38/B:27/D:60/L:99,5
			CV Joint		F		*	48	ch.7M-Y-000 001->; engine AAA; engine AMY	GS-3576	A:38/B:36/D:60/L:106,5
			Drive Shaft	R	F	MT		48	engine AAA; engine AMY	AW-4503	A:38/B:35/D:60/L:559
			Drive Shaft	L	F	MT		48	engine AAA; engine AMY	AW-4504	A:38/B:26/D:60/L:620
			Drive Shaft	L; R	F	AT		48	ch.7M-Y-000 001->; engine AAA; engine AMY	AW-4507	A:38/D:60/L:550/D2:112
			CV Joint		F		*	48	->ch.7M-X-060 000; engine AAA; engine AMY	GS-3574	A:38/B:27/D:60/L:99,5
2.8 VR6 Syncro	128/174	11/96->04/00	CV Joint		F		*	48	ch.7M-Y-000 001->; engine AAA; engine AMY	GS-3576	A:38/B:36/D:60/L:106,5
			Drive Shaft	R	F	MT		48	engine AAA; engine AMY	AW-4503	A:38/B:35/D:60/L:559
			Drive Shaft	L	F	MT		48	engine AAA; engine AMY	AW-4504	A:38/B:26/D:60/L:620
			Drive Shaft	L; R	F	AT		48	ch.7M-Y-000 001->; engine AAA; engine AMY	AW-4507	A:38/D:60/L:550/D2:112
TIGUAN (5N_)											
1.4 TSI 4motion	110/150	09/07->	CV Joint		F		*		engine BWK; engine CAVA; engine CTHA	GS-3941	A:36/B:27/D:59,5/L:106
			CV Joint		F	6MT	*		08/10->; engine CBAB; engine CFFB; engine CLJA	GS-3941	A:36/B:27/D:59,5/L:106
2.0 TDI 4motion	103/140	09/07->	CV Joint		F	6MT	*		->03/10; engine CBAB; engine CLJA	GS-4011	A:36/B:27/D:59,5/L:105
			CV Joint	R	F		*		trans.type AT	GS-4810	A:40/B:34/D:46,9/L:127,5
2.0 TDI 4motion	125/170	09/07->	CV Joint		F		*		engine CBBB; engine CFGB	GS-4011	A:36/B:27/D:59,5/L:105
2.0 TDI 4motion	100/136	11/07->	CV Joint		F		*		03/11->; engine CFFA	GS-3941	A:36/B:27/D:59,5/L:106
2.0 TFSI 4motion	147/200	09/07->	CV Joint		F		*			GS-3941	A:36/B:27/D:59,5/L:106
2.0 TFSI 4motion	125/170	09/07->	CV Joint		F	6MT	*		engine CAWA; engine CAWB; engine CCTA; engine CCZA; engine CCZC	GS-3941	A:36/B:27/D:59,5/L:106
TOUAREG (7LA, 7L6, 7L7)											
3.0 V6 TDI	165/225	11/04->05/10	CV Joint		F		*		engine BKS	GS-3921	A:30/B:27/D:64/L:167
3.0 V6 TDI	176/240	11/07->05/10	CV Joint		F		*			GS-3921	A:30/B:27/D:64/L:167

		Type	L/R	F/R	AT/MT			ABS			Technical Specification
3.2 V6	162/220	10/02->11/06	CV Joint		F			*	engine AZZ; engine BKJ	GS-3921	A:30/B:27/D:64/L:167
3.2 V6	177/241	11/04->11/06	CV Joint		F	6AT		*		GS-3921	A:30/B:27/D:64/L:167
3.6 V6 FSI	206/280	10/05->05/10	CV Joint		F	6AT		*		GS-3921	A:30/B:27/D:64/L:167
5.0 R50 TDI	257/350	08/07->05/10	CV Joint	L; R	F			*		GS-3922	A:30/B:29/D:64,3/L:175,5
5.0 V10 TDI	230/313	10/02->05/10	CV Joint	L; R	F			*		GS-3922	A:30/B:29/D:64,3/L:175,5
6.0 W12	331/450	08/04->05/10	CV Joint	L; R	F			*	->ch.7-L-8008500	GS-3922	A:30/B:29/D:64,3/L:175,5
TOURAN (1T1, 1T2) 											
1.4 FSI	125/170	11/06->05/10	CV Joint		F			*		GS-3941	A:36/B:27/D:59,5/L:106
1.4 TSI	103/140	02/06->05/10	CV Joint		F	MT		*		GS-3935	A:36/B:30/D:59,5/L:95,5
			CV Joint		F	AT		*		GS-3941	A:36/B:27/D:59,5/L:106
			CV Joint					*		GS-3934	A:26/B:32/D:31/L:153,5
1.6	75/102	07/03->05/10	CV Joint		F			*	engine BGU; engine BSE; engine BSF	GS-3935	A:36/B:30/D:59,5/L:95,5
			Drive Shaft	R	F	6AT				AW-4832	A:36/B:26/D:59,5/L:884
1.6 FSI	85/115	02/03->01/07	CV Joint		F			*	engine BAG; engine BLF; engine BLP	GS-3935	A:36/B:30/D:59,5/L:95,5
1.9 TDI	74/100	02/03->05/04	CV Joint		F			*	engine AVQ	GS-3935	A:36/B:30/D:59,5/L:95,5
			CV Joint		F	MT		*	engine BKC	GS-3935	A:36/B:30/D:59,5/L:95,5
1.9 TDI	77/105	08/03->05/10	CV Joint		F	AT		*	engine BKC	GS-3941	A:36/B:27/D:59,5/L:106
			CV Joint					*		GS-3957	B:34/L:85
			CV Joint		F			*	engine BRU	GS-3935	A:36/B:30/D:59,5/L:95,5
2.0 EcoFuel	80/109	02/06->05/09	CV Joint		F			*		GS-3935	A:36/B:30/D:59,5/L:95,5
			CV Joint					*		GS-3934	A:26/B:32/D:31/L:153,5
			CV Joint		F			*	engine AXW; engine BLR; engine BLX; engine BLY	GS-3935	A:36/B:30/D:59,5/L:95,5
			Drive Shaft	L	F	AT			engine AXW; engine BLR; engine BLX; engine BLY	AW-4831	A:36/B:26/D:59,5/L:587,5
2.0 FSI	110/150	10/03->01/07	Drive Shaft	R	F	6AT				AW-4832	A:36/B:26/D:59,5/L:884
			CV Joint		F			*	engine AZV	GS-3941	A:36/B:27/D:59,5/L:106
2.0 TDI	100/136	02/03->05/10	CV Joint		F			*	engine AZV	GS-3941	A:36/B:27/D:59,5/L:106
2.0 TDI	125/170	12/05->05/10	CV Joint		F	6AT; 6MT		*		GS-4011	A:36/B:27/D:59,5/L:105
			CV Joint		F	6AT; 6MT		*	conversions	GS-3941	A:36/B:27/D:59,5/L:106
2.0 TDI	103/140	12/05->05/10	CV Joint					*		GS-3957	B:34/L:85
			CV Joint		F	6AT; 6MT		*	conversions	GS-4011	A:36/B:27/D:59,5/L:105
			CV Joint		F			*	engine BKD; engine BMM	GS-3941	A:36/B:27/D:59,5/L:106
2.0 TDI 16V	103/140	08/03->05/10	CV Joint					*		GS-3957	B:34/L:85
			CV Joint		F			*		GS-3941	A:36/B:27/D:59,5/L:106
TOURAN (1T3) 											
1.6 TDI	77/105	05/10->05/15	CV Joint		F			*		GS-3941	A:36/B:27/D:59,5/L:106
TRANSPORTER III Box 											
1.6	37/50	05/79->12/82	CV Joint		F			*		GS-3192	B:33/D2:100/L:32
1.6 D	37/50	01/81->07/87	CV Joint		F			*		GS-3192	B:33/D2:100/L:32
			CV Joint		F; R			*		GS-3192	B:33/D2:100/L:32
1.6 TD	51/69	10/84->07/92	Drive Shaft	L; R	R					AW-4254	L:540/D2:100/D3:100
			CV Joint		F; R			*	Ø wheel 14 in	GS-3192	B:33/D2:100/L:32
1.6 TD Syncro	51/69	03/86->07/92	Drive Shaft	L; R	R				Ø wheel 14 in	AW-4254	L:540/D2:100/D3:100
			CV Joint		F; R			*		GS-3192	B:33/D2:100/L:32
1.7 D	42/57	07/89->07/92	Drive Shaft	L; R	R					AW-4254	L:540/D2:100/D3:100
			CV Joint		F; R			*		GS-3192	B:33/D2:100/L:32
1.9	66/90	08/83->02/89	CV Joint		F; R			*		GS-3192	B:33/D2:100/L:32
			Drive Shaft	L; R	R	MT				AW-4254	L:540/D2:100/D3:100

			Type	L/R	F/R	AT/MT			ABS			Technical Specification
1.9	44/60	10/82->07/92	CV Joint		F; R				*		GS-3192	B:33/D2:100/L:32
			Drive Shaft	L; R	R	MT					AW-4254	L:540/D2:100/D3:100
1.9	57/78	10/82->07/92	CV Joint		F; R				*		GS-3192	B:33/D2:100/L:32
			Drive Shaft	L; R	R	MT					AW-4254	L:540/D2:100/D3:100
1.9	61/83	10/84->02/89	CV Joint		F; R				*		GS-3192	B:33/D2:100/L:32
			Drive Shaft	L; R	R	MT					AW-4254	L:540/D2:100/D3:100
1.9 Syncro	57/78	11/84->07/92	CV Joint		F; R				*	Ø wheel 14 in	GS-3192	B:33/D2:100/L:32
			Drive Shaft	L; R	R					Ø wheel 14 in	AW-4254	L:540/D2:100/D3:100
2.0	51/69	05/79->04/86	CV Joint		F				*		GS-3192	B:33/D2:100/L:32
2.1	82/112	03/86->07/92	CV Joint		F; R				*		GS-3192	B:33/D2:100/L:32
			Drive Shaft	L; R	R	MT					AW-4254	L:540/D2:100/D3:100
2.1	70/95	08/85->07/92	CV Joint		F; R				*		GS-3192	B:33/D2:100/L:32
			Drive Shaft	L; R	R	MT					AW-4254	L:540/D2:100/D3:100
2.1 i	68/92	07/89->07/92	CV Joint		F; R				*		GS-3192	B:33/D2:100/L:32
			Drive Shaft	L; R	R	MT					AW-4254	L:540/D2:100/D3:100
2.1 Syncro	82/112	03/86->07/92	CV Joint		F; R				*	Ø wheel 14 in	GS-3192	B:33/D2:100/L:32
			Drive Shaft	L; R	R					Ø wheel 14 in	AW-4254	L:540/D2:100/D3:100
2.1 Syncro	70/95	08/85->07/92	CV Joint		F; R				*	Ø wheel 14 in	GS-3192	B:33/D2:100/L:32
			Drive Shaft	L; R	R					Ø wheel 14 in	AW-4254	L:540/D2:100/D3:100
TRANSPORTER III Bus 												
1.6	37/50	05/79->12/82	CV Joint		F				*		GS-3192	B:33/D2:100/L:32
1.6 D	37/50	01/81->07/87	CV Joint		F				*		GS-3192	B:33/D2:100/L:32
1.6 TD	51/70	08/84->07/92	CV Joint		F; R				*		GS-3192	B:33/D2:100/L:32
			Drive Shaft	L; R	R						AW-4254	L:540/D2:100/D3:100
1.6 TD Syncro	51/70	03/86->07/92	CV Joint		F; R				*	Ø wheel 14 in	GS-3192	B:33/D2:100/L:32
			Drive Shaft	L; R	R					Ø wheel 14 in	AW-4254	L:540/D2:100/D3:100
1.7 D	42/57	10/86->07/92	CV Joint		F; R				*		GS-3192	B:33/D2:100/L:32
			Drive Shaft	L; R	R						AW-4254	L:540/D2:100/D3:100
1.9	61/83	01/83->07/85	CV Joint		F; R				*		GS-3192	B:33/D2:100/L:32
			Drive Shaft	L; R	R	MT					AW-4254	L:540/D2:100/D3:100
1.9	44/60	08/82->07/92	CV Joint		F; R				*		GS-3192	B:33/D2:100/L:32
			Drive Shaft	L; R	R	MT					AW-4254	L:540/D2:100/D3:100
1.9	57/78	08/82->07/92	CV Joint		F; R				*		GS-3192	B:33/D2:100/L:32
			Drive Shaft	L; R	R	MT					AW-4254	L:540/D2:100/D3:100
1.9	66/90	08/83->07/85	CV Joint		F; R				*		GS-3192	B:33/D2:100/L:32
			Drive Shaft	L; R	R	MT					AW-4254	L:540/D2:100/D3:100
1.9 Syncro	57/78	02/85->07/92	CV Joint		F; R				*		GS-3192	B:33/D2:100/L:32
			Drive Shaft	L; R	R					Ø wheel 14 in	AW-4254	L:540/D2:100/D3:100
2.0	51/70	05/79->12/82	CV Joint		F				*		GS-3192	B:33/D2:100/L:32
2.1	82/112	08/84->07/92	CV Joint		F; R				*		GS-3192	B:33/D2:100/L:32
			Drive Shaft	L; R	R	MT					AW-4254	L:540/D2:100/D3:100
2.1	70/95	08/85->07/92	CV Joint		F; R				*		GS-3192	B:33/D2:100/L:32
			Drive Shaft	L; R	R	MT					AW-4254	L:540/D2:100/D3:100
2.1	64/87	10/86->07/92	CV Joint		F; R				*		GS-3192	B:33/D2:100/L:32
			Drive Shaft	L; R	R	MT					AW-4254	L:540/D2:100/D3:100
2.1 CAT	70/95	06/89->07/92	CV Joint		F; R				*		GS-3192	B:33/D2:100/L:32
			Drive Shaft	L; R	R	MT					AW-4254	L:540/D2:100/D3:100

	kW/HP		Type	L/R	F/R	AT/MT			ABS			Technical Specification	
2.1 i	68/92	07/89->07/92	CV Joint Drive Shaft	L; R	F; R R	MT			*		GS-3192 AW-4254	B:33/D2:100/L:32 L:540/D2:100/D3:100	
2.1 Syncro	82/112	01/86->07/92	CV Joint Drive Shaft	L; R	F; R R				*	Ø wheel 14 in	GS-3192 AW-4254	B:33/D2:100/L:32 L:540/D2:100/D3:100	
2.1 Syncro	70/95	08/85->07/92	CV Joint Drive Shaft	L; R	F; R R				*	Ø wheel 14 in	GS-3192 AW-4254	B:33/D2:100/L:32 L:540/D2:100/D3:100	
2.1 Syncro	64/87	10/86->07/92	CV Joint Drive Shaft	L; R	F; R R				*	Ø wheel 14 in	GS-3192 AW-4254	B:33/D2:100/L:32 L:540/D2:100/D3:100	
TRANSPORTER III Platform/Chassis 													
1.6 D	37/50	01/81->07/87	CV Joint		F				*		GS-3192	B:33/D2:100/L:32	
1.6 TD	51/70	10/84->07/92	CV Joint Drive Shaft	L; R	F; R R				*		GS-3192 AW-4254	B:33/D2:100/L:32 L:540/D2:100/D3:100	
1.6 TD Syncro	51/69	03/86->07/92	CV Joint Drive Shaft	L; R	F; R R				*	Ø wheel 14 in	GS-3192 AW-4254	B:33/D2:100/L:32 L:540/D2:100/D3:100	
1.7 D	42/57	07/89->07/92	CV Joint Drive Shaft	L; R	F; R R				*		GS-3192 AW-4254	B:33/D2:100/L:32 L:540/D2:100/D3:100	
1.9	57/78	08/82->07/92	CV Joint Drive Shaft	L; R	F; R R	MT			*		GS-3192 AW-4254	B:33/D2:100/L:32 L:540/D2:100/D3:100	
1.9	44/60	09/82->07/92	CV Joint Drive Shaft	L; R	F; R R	MT			*		GS-3192 AW-4254	B:33/D2:100/L:32 L:540/D2:100/D3:100	
1.9	61/83	10/84->02/89	CV Joint Drive Shaft	L; R	F; R R	MT			*		GS-3192 AW-4254	B:33/D2:100/L:32 L:540/D2:100/D3:100	
1.9 Syncro	57/78	12/84->07/92	CV Joint Drive Shaft	L; R	F; R R				*	Ø wheel 14 in	GS-3192 AW-4254	B:33/D2:100/L:32 L:540/D2:100/D3:100	
2.0	51/69	05/79->04/86	CV Joint		F				*		GS-3192	B:33/D2:100/L:32	
2.1	82/112	03/86->07/92	CV Joint Drive Shaft	L; R	F; R R	MT			*		GS-3192 AW-4254	B:33/D2:100/L:32 L:540/D2:100/D3:100	
2.1	70/95	08/85->07/92	CV Joint Drive Shaft	L; R	F; R R	MT			*		GS-3192 AW-4254	B:33/D2:100/L:32 L:540/D2:100/D3:100	
2.1 i	68/92	07/89->07/92	CV Joint Drive Shaft	L; R	F; R R	MT			*		GS-3192 AW-4254	B:33/D2:100/L:32 L:540/D2:100/D3:100	
2.1 Syncro	82/112	03/86->07/92	CV Joint Drive Shaft	L; R	F; R R				*	Ø wheel 14 in	GS-3192 AW-4254	B:33/D2:100/L:32 L:540/D2:100/D3:100	
2.1 Syncro	70/95	08/85->07/92	CV Joint Drive Shaft	L; R	F; R R				*	Ø wheel 14 in	GS-3192 AW-4254	B:33/D2:100/L:32 L:540/D2:100/D3:100	
TRANSPORTER IV Box [70XA] 													
1.9 D	45/61	07/90->12/95	CV Joint		F				*	->ch.70-R-136 290	GS-3186	B:33/D2:108/L:31,8	
			CV Joint		F				*	ch.70-R-136 291->	GS-3187	B:28/D2:108/L:31,8	
			CV Joint		F				*	- ABS; ch.70-R-136 291->	GS-3188	A:38/B:27/D:60,2/L:99,5	
			CV Joint		F				*	+ ABS; ch.70-R-136 291->	GS-3189	A:38/B:27/D:60,2/L:99,5	
			CV Joint		F				*	- ABS; ->ch.70-R-136 290	GS-3190	A:38/B:33/D:60,2/L:99,5	
			CV Joint		F				*	+ ABS; ->ch.70-R-136 290	GS-3191	A:38/B:33/D:60,2/L:99,5	
			Drive Shaft	L; R	F		MT				ch.70-T-200001->	AW-4249	A:38/D:60,2/L:540,8/D2:108
			Drive Shaft	L; R	F		AT; MT				+ ABS; ch.70-T-200001->	AW-4250	A:38/D:60,2/L:540,8/D2:108
			Drive Shaft	L; R	F		MT				->ch.70-R-136290; ch.70-M-000001->	AW-4251	A:38/D:60,2/L:527/D2:108
			Drive Shaft	L; R	F		AT; MT				- ABS; ->ch.70-T-199000; 01/95->; ch.70-T-200001->	AW-4542	A:38/D:60,2/L:529/D2:108

				Type	L/R	F/R	AT/MT			ABS			Technical Specification		
1.9 D		44/60	09/90->12/95	Drive Shaft	L; R	F	MT					AW-4249	A:38/D:60,2/L:540,8/D2:108		
				Drive Shaft	L; R	F	MT						AW-4251	A:38/D:60,2/L:527/D2:108	
				CV Joint		F			*				GS-3186	B:33/D2:108/L:31,8	
1.9 TD		50/68	10/92->04/03	CV Joint		F					*	GS-3187	B:28/D2:108/L:31,8		
				CV Joint		F			*				GS-3188	A:38/B:27/D:60,2/L:99,5	
				CV Joint		F			*	48	+ ABS; ch.70-R-136 291->		GS-3189	A:38/B:27/D:60,2/L:99,5	
				CV Joint		F			*	48	+ ABS; -->ch.70-R-136 290		GS-3190	A:38/B:33/D:60,2/L:99,5	
				CV Joint		F			*	48	+ ABS; -->ch.70-R-136 290		GS-3191	A:38/B:33/D:60,2/L:99,5	
				Drive Shaft	L; R	F	MT							AW-4249	A:38/D:60,2/L:540,8/D2:108
				Drive Shaft	L; R	F	AT; MT				48	+ ABS; ch.70-T-200001->		AW-4250	A:38/D:60,2/L:540,8/D2:108
				Drive Shaft	L; R	F	MT							AW-4251	A:38/D:60,2/L:527/D2:108
				Drive Shaft	L; R	F	AT; MT							AW-4542	A:38/D:60,2/L:529/D2:108
				CV Joint		F			*					GS-3186	B:33/D2:108/L:31,8
2.0		62/84	07/90->04/03	CV Joint		F					*	GS-3187	B:28/D2:108/L:31,8		
				CV Joint		F			*				GS-3188	A:38/B:27/D:60,2/L:99,5	
				CV Joint		F			*	48	+ ABS; ch.70-R-136 291->		GS-3189	A:38/B:27/D:60,2/L:99,5	
				CV Joint		F			*	48	+ ABS; -->ch.70-R-136 290		GS-3190	A:38/B:33/D:60,2/L:99,5	
				CV Joint		F			*	48	+ ABS; -->ch.70-R-136 290		GS-3191	A:38/B:33/D:60,2/L:99,5	
				Drive Shaft	L; R	F	MT							AW-4249	A:38/D:60,2/L:540,8/D2:108
				Drive Shaft	L; R	F	AT; MT				48	+ ABS; ch.70-T-200001->		AW-4250	A:38/D:60,2/L:540,8/D2:108
				Drive Shaft	L; R	F	MT							AW-4251	A:38/D:60,2/L:527/D2:108
				Drive Shaft	L; R	F								AW-4542	A:38/D:60,2/L:529/D2:108
				CV Joint		F			*					GS-3186	B:33/D2:108/L:31,8
2.4 D		57/78	07/90->04/98	CV Joint		F					*	GS-3187	B:28/D2:108/L:31,8		
				CV Joint		F			*				GS-3188	A:38/B:27/D:60,2/L:99,5	
				CV Joint		F			*	48	+ ABS; ch.70-R-136 291->		GS-3189	A:38/B:27/D:60,2/L:99,5	
				CV Joint		F			*	48	+ ABS; -->ch.70-R-136 290		GS-3190	A:38/B:33/D:60,2/L:99,5	
				CV Joint		F			*	48	+ ABS; -->ch.70-R-136 290		GS-3191	A:38/B:33/D:60,2/L:99,5	
				Drive Shaft	L; R	F	AT; MT							AW-4249	A:38/D:60,2/L:540,8/D2:108
				Drive Shaft	L; R	F	AT; MT				48	+ ABS; ch.70-T-200001->		AW-4250	A:38/D:60,2/L:540,8/D2:108
				Drive Shaft	L; R	F	AT; MT							AW-4251	A:38/D:60,2/L:527/D2:108
				Drive Shaft	L; R	F	AT; MT							AW-4542	A:38/D:60,2/L:529/D2:108
				CV Joint		F			*					GS-3187	B:28/D2:108/L:31,8
2.4 D		55/75	08/97->04/03	CV Joint		F					*	GS-3188	A:38/B:27/D:60,2/L:99,5		
				CV Joint		F			*	48	+ ABS		GS-3189	A:38/B:27/D:60,2/L:99,5	
				Drive Shaft	L; R	F	AT; MT						AW-4249	A:38/D:60,2/L:540,8/D2:108	
				Drive Shaft	L; R	F	AT; MT				48	+ ABS; ch.70-T-200001->		AW-4250	A:38/D:60,2/L:540,8/D2:108
				Drive Shaft	L; R	F	AT; MT							AW-4542	A:38/D:60,2/L:529/D2:108
2.4 D Syncro		57/78	10/92->09/98	CV Joint		F					*	GS-3186	B:33/D2:108/L:31,8		
				CV Joint		F			*				GS-3187	B:28/D2:108/L:31,8	
				CV Joint		F			*				GS-3188	A:38/B:27/D:60,2/L:99,5	
				CV Joint		F			*	48	+ ABS; ch.70-R-136 290->		GS-3189	A:38/B:27/D:60,2/L:99,5	
				CV Joint		F			*	48	+ ABS; -->ch.70-R-136 290		GS-3190	A:38/B:33/D:60,2/L:99,5	
				CV Joint		F			*	48	+ ABS; -->ch.70-R-136 290		GS-3191	A:38/B:33/D:60,2/L:99,5	
				Drive Shaft	L; R	F				48	+ ABS; 01/96->; ch.70-T-200000->		AW-4250	A:38/D:60,2/L:540,8/D2:108	
				Drive Shaft	L; R	F								AW-4542	A:38/D:60,2/L:529/D2:108



KW/HP



Type

L/R

F/R

AT/MT










ABS



Technical Specification

	KW/HP		Type	L/R	F/R	AT/MT			ABS			Technical Specification	
2.5	85/115	08/96->04/03	CV Joint		F				*			GS-3187 B:28/D2:108/L:31,8	
			CV Joint		F				*	- ABS		GS-3188 A:38/B:27/D:60,2/L:99,5	
			CV Joint		F					*	48 + ABS		GS-3189 A:38/B:27/D:60,2/L:99,5
			Drive Shaft	L; R	F		MT				ch.70-T-200001->		AW-4249 A:38/D:60,2/L:540,8/D2:108
			Drive Shaft	L; R	F		AT; MT				48 + ABS; ch.70-T-200001->		AW-4250 A:38/D:60,2/L:540,8/D2:108
			Drive Shaft	L; R	F		AT; MT				- ABS; ->ch.70-T-199000; ch.70-T-200001->		AW-4542 A:38/D:60,2/L:529/D2:108
2.5	81/110	11/90->04/03	CV Joint		F				*	->ch.70-R-136 290		GS-3186 B:33/D2:108/L:31,8	
			CV Joint		F				*	ch.70-R-136 291->		GS-3187 B:28/D2:108/L:31,8	
			CV Joint		F					*	- ABS; ch.70-R-136 291->		GS-3188 A:38/B:27/D:60,2/L:99,5
			CV Joint		F					*	48 ch.70-R-136 291->		GS-3189 A:38/B:27/D:60,2/L:99,5
			CV Joint		F					*	- ABS; ->ch.70-R-136 290		GS-3190 A:38/B:33/D:60,2/L:99,5
			CV Joint		F					*	48 + ABS; ->ch.70-R-136 290		GS-3191 A:38/B:33/D:60,2/L:99,5
2.5 Syncro	85/115	08/96->04/03	Drive Shaft	L; R	F		AT; MT			ch.70-T-200001->		AW-4249 A:38/D:60,2/L:540,8/D2:108	
			Drive Shaft	L; R	F		AT; MT			48 + ABS; ch.70-T-200001->		AW-4250 A:38/D:60,2/L:540,8/D2:108	
			Drive Shaft	L; R	F		AT; MT				->ch.70-R-136290; ch.70-M-000001->		AW-4251 A:38/D:60,2/L:527/D2:108
			Drive Shaft	L; R	F		AT; MT				- ABS; ->ch.70-T-199000; 01/95->; ch.70-T-200001->		AW-4542 A:38/D:60,2/L:529/D2:108
			CV Joint		F					*	ch.70-R-136 291->		GS-3187 B:28/D2:108/L:31,8
			CV Joint		F					*	- ABS; ch.70-R-136 291->		GS-3188 A:38/B:27/D:60,2/L:99,5
2.5 Syncro	81/110	10/92->04/03	CV Joint		F				*	48 + ABS; ch.70-R-136 291->		GS-3189 A:38/B:27/D:60,2/L:99,5	
			CV Joint		F				*	- ABS; ch.70-R-136 291->		GS-3188 A:38/B:27/D:60,2/L:99,5	
			CV Joint		F					*	48 + ABS; ch.70-R-136 291->		GS-3189 A:38/B:27/D:60,2/L:99,5
			CV Joint		F					*	- ABS; ->ch.70-R-136 290		GS-3190 A:38/B:33/D:60,2/L:99,5
			CV Joint		F					*	48 + ABS; ->ch.70-R-136 290		GS-3191 A:38/B:33/D:60,2/L:99,5
			Drive Shaft	L; R	F						48 + ABS; 01/96->; ch.70-T-200000->		AW-4250 A:38/D:60,2/L:540,8/D2:108
2.5 TDI	111/151	09/00->04/03	Drive Shaft	L; R	F					- ABS; ->ch.70-T-199999; 01/96->		AW-4542 A:38/D:60,2/L:529/D2:108	
			CV Joint		F		MT		*	48 engine AHY; engine AXG		GS-3189 A:38/B:27/D:60,2/L:99,5	
			CV Joint	L; R	F					*			GS-3748 B:30/D2:120/L:32
			CV Joint		F					*	ch.70-R-136 291->		GS-3187 B:28/D2:108/L:31,8
			CV Joint		F					*	- ABS; ch.70-R-136 291->		GS-3188 A:38/B:27/D:60,2/L:99,5
			CV Joint		F					*	48 + ABS; ch.70-R-136 291->		GS-3189 A:38/B:27/D:60,2/L:99,5
2.5 TDI	75/102	09/95->04/03	Drive Shaft	L; R	F		AT; MT			ch.70-T-200001->		AW-4249 A:38/D:60,2/L:540,8/D2:108	
			Drive Shaft	L; R	F		AT; MT			48 + ABS; ch.70-T-200001->		AW-4250 A:38/D:60,2/L:540,8/D2:108	
			Drive Shaft	L; R	F		AT; MT				- ABS; ->ch.70-T-199000; ch.70-T-200001->		AW-4542 A:38/D:60,2/L:529/D2:108
			CV Joint		F					*	ch.70-R-136 291->		GS-3187 B:28/D2:108/L:31,8
			CV Joint		F					*	- ABS; ch.70-R-136 291->		GS-3188 A:38/B:27/D:60,2/L:99,5
			CV Joint		F					*	48 + ABS; ch.702-R-136 291->		GS-3189 A:38/B:27/D:60,2/L:99,5
2.5 TDI	65/88	12/98->04/03	Drive Shaft	L; R	F		MT					AW-4249 A:38/D:60,2/L:540,8/D2:108	
			Drive Shaft	L; R	F		AT; MT			48 + ABS; ch.70-T-200001->		AW-4250 A:38/D:60,2/L:540,8/D2:108	
			Drive Shaft	L; R	F		AT; MT				- ABS; ->ch.70-T-199000; ch.70-T-200001->		AW-4542 A:38/D:60,2/L:529/D2:108

		kw/HP		Type	L/R	F/R	AT/MT			ABS			Technical Specification		
2.5 TDI Syncro		75/102	09/95->04/03	CV Joint		F			*		ch.70-R-136 291->	GS-3187	B:28/D2:108/L:31,8		
				CV Joint		F			*			- ABS; ch.70-R-136 291->	GS-3188	A:38/B:27/D:60,2/L:99,5	
				CV Joint		F			*	48		+ ABS; ch.70-R-136 291->	GS-3189	A:38/B:27/D:60,2/L:99,5	
				Drive Shaft	L; R	F				48		+ ABS; ch.70-T-200000->	AW-4250	A:38/D:60,2/L:540,8/D2:108	
				Drive Shaft	L; R	F						- ABS; ->ch.70-T-199999	AW-4542	A:38/D:60,2/L:529/D2:108	
2.8 VR6		150/204	06/00->04/03	Drive Shaft	L; R	F	MT					AW-4249	A:38/D:60,2/L:540,8/D2:108		
TRANSPORTER IV Bus (70XB, 70XC, 7DB, 7DW, 7DK) 															
1.8		49/67	12/90->07/92	CV Joint		F			*		->ch.70-R-136 290	GS-3186	B:33/D2:108/L:31,8		
				CV Joint		F			*			- ABS; ->ch.70-R-136 290	GS-3190	A:38/B:33/D:60,2/L:99,5	
				CV Joint		F			*	48		+ ABS; ->ch.70-R-136 290	GS-3191	A:38/B:33/D:60,2/L:99,5	
				Drive Shaft	L; R	F	MT						AW-4251	A:38/D:60,2/L:527/D2:108	
				Drive Shaft	L; R	F	MT					- ABS	AW-4542	A:38/D:60,2/L:529/D2:108	
1.9 D		44/60	09/90->12/95	CV Joint		F			*		->ch.70-R-136 290	GS-3186	B:33/D2:108/L:31,8		
				CV Joint		F			*			ch.70-R-136 291->	GS-3187	B:28/D2:108/L:31,8	
				CV Joint		F			*			- ABS; ch.70-R-136 291->	GS-3188	A:38/B:27/D:60,2/L:99,5	
				CV Joint		F			*	48		+ ABS; ch.70-R-136 291->	GS-3189	A:38/B:27/D:60,2/L:99,5	
				CV Joint		F			*			- ABS; ->ch.70-R-136 290	GS-3190	A:38/B:33/D:60,2/L:99,5	
				CV Joint		F			*	48		+ ABS; ->ch.70-R-136 290	GS-3191	A:38/B:33/D:60,2/L:99,5	
				Drive Shaft	L; R	F	MT					->07/95; ch.70-T-200001->; MD Caravelle	AW-4249	A:38/D:60,2/L:540,8/D2:108	
1.9 D		45/61	09/90->12/95	Drive Shaft	L; R	F	MT					AW-4249	A:38/D:60,2/L:540,8/D2:108		
				Drive Shaft	L; R	F	MT			48		+ ABS; ch.70-T-200001->	AW-4250	A:38/D:60,2/L:540,8/D2:108	
1.9 TD		50/68	10/92->04/03	Drive Shaft	L; R	F	MT					AW-4251	A:38/D:60,2/L:527/D2:108		
				Drive Shaft	L; R	F	MT					- ABS; 01/95->	AW-4542	A:38/D:60,2/L:529/D2:108	
				CV Joint		F				*			->ch.70-R-136 290	GS-3186	B:33/D2:108/L:31,8
				CV Joint		F				*			ch.70-R-136 291->	GS-3187	B:28/D2:108/L:31,8
				CV Joint		F				*			- ABS; ch.70-R-136 291->	GS-3188	A:38/B:27/D:60,2/L:99,5
				CV Joint		F				*	48		+ ABS; ch.70-R-136 291->	GS-3189	A:38/B:27/D:60,2/L:99,5
				CV Joint		F				*			- ABS; ->ch.70-R-136 290	GS-3190	A:38/B:33/D:60,2/L:99,5
				CV Joint		F				*	48		+ ABS; ->ch.70-R-136 290	GS-3191	A:38/B:33/D:60,2/L:99,5
				Drive Shaft	L; R	F	MT						07/94->; ch.70-T-200001->; MD Caravelle; MD Transporter	AW-4249	A:38/D:60,2/L:540,8/D2:108
				Drive Shaft	L; R	F	AT; MT				48		+ ABS; ch.70-T-200001->	AW-4250	A:38/D:60,2/L:540,8/D2:108
2.0		62/84	09/90->04/03	Drive Shaft	L; R	F	MT					AW-4251	A:38/D:60,2/L:527/D2:108		
				Drive Shaft	L; R	F	MT					- ABS; ->ch.70-T-199000; 01/95->	AW-4542	A:38/D:60,2/L:529/D2:108	
				CV Joint		F				*			->ch.70-R-136 290	GS-3186	B:33/D2:108/L:31,8
				CV Joint		F				*			ch.70-R-136 291->	GS-3187	B:28/D2:108/L:31,8
				CV Joint		F				*			- ABS; ch.70-R-136 291->	GS-3188	A:38/B:27/D:60,2/L:99,5
				CV Joint		F				*	48		+ ABS; ch.70-R-136 291->	GS-3189	A:38/B:27/D:60,2/L:99,5
				CV Joint		F				*			- ABS; ->ch.70-R-136 290	GS-3190	A:38/B:33/D:60,2/L:99,5
				CV Joint		F				*	48		+ ABS; ->ch.70-R-136 290	GS-3191	A:38/B:33/D:60,2/L:99,5
				Drive Shaft	L; R	F	MT						ch.70-T-200001->; MD Caravelle	AW-4249	A:38/D:60,2/L:540,8/D2:108
				Drive Shaft	L; R	F	AT; MT				48		+ ABS; ch.70-T-200001->	AW-4250	A:38/D:60,2/L:540,8/D2:108
2.0		62/84	09/90->04/03	Drive Shaft	L; R	F	MT					AW-4251	A:38/D:60,2/L:527/D2:108		
				Drive Shaft	L; R	F	MT					->ch.70-R-136290; ch.70-M-000001->; MD Caravelle	AW-4251	A:38/D:60,2/L:527/D2:108	
				Drive Shaft	L; R	F				- ABS; 01/95->	AW-4542	A:38/D:60,2/L:529/D2:108			



KW/HP



Type

L/R

F/R

AT/MT


















ABS



Technical Specification

2.4 D	55/75	08/97->04/03	CV Joint		F			*			GS-3187	B:28/D2:108/L:31,8	
			CV Joint		F			*	- ABS		GS-3188	A:38/B:27/D:60,2/L:99,5	
			CV Joint		F			*	48	+ ABS		GS-3189	A:38/B:27/D:60,2/L:99,5
			Drive Shaft	L; R	F		AT; MT				MD Caravelle	AW-4249	A:38/D:60,2/L:540,8/D2:108
			Drive Shaft	L; R	F		AT; MT			48	+ ABS; ch.70-T-200001->	AW-4250	A:38/D:60,2/L:540,8/D2:108
			Drive Shaft	L; R	F		AT; MT				- ABS; ->ch.70-T-199000; ch.70-T-200001->	AW-4542	A:38/D:60,2/L:529/D2:108
			CV Joint		F				*		->ch.70-R-136 290	GS-3186	B:33/D2:108/L:31,8
2.4 D	57/78	09/90->04/98	CV Joint		F			*	ch.70-R-136 291->		GS-3187	B:28/D2:108/L:31,8	
			CV Joint		F			*	- ABS; ch.70-R-136 291->		GS-3188	A:38/B:27/D:60,2/L:99,5	
			CV Joint		F			*	48	+ ABS; ch.70-R-136 291->		GS-3189	A:38/B:27/D:60,2/L:99,5
			CV Joint		F			*		- ABS; ->ch.70-R-136 290		GS-3190	A:38/B:33/D:60,2/L:99,5
			CV Joint		F			*	48	+ ABS; ->ch.70-R-136 290		GS-3191	A:38/B:33/D:60,2/L:99,5
			Drive Shaft	L; R	F		AT; MT				ch.70-T-200001->; MD Caravelle	AW-4249	A:38/D:60,2/L:540,8/D2:108
			Drive Shaft	L; R	F		AT; MT			48	+ ABS; ch.70-T-200001->	AW-4250	A:38/D:60,2/L:540,8/D2:108
2.4 D Syncro	57/78	10/92->09/98	Drive Shaft	L; R	F		AT; MT			->ch.70-R-136290; ch.70-M-000001->; MD Caravelle	AW-4251	A:38/D:60,2/L:527/D2:108	
			Drive Shaft	L; R	F					- ABS; 01/95->	AW-4542	A:38/D:60,2/L:529/D2:108	
			CV Joint		F				*	->ch.70-R-136 290		GS-3186	B:33/D2:108/L:31,8
			CV Joint		F				*	ch.70-R-136 291->		GS-3187	B:28/D2:108/L:31,8
			CV Joint		F			*		- ABS; ch.70-R-136 291->		GS-3188	A:38/B:27/D:60,2/L:99,5
			CV Joint		F			*	48	+ ABS; ch.70-R-136 291->		GS-3189	A:38/B:27/D:60,2/L:99,5
			CV Joint		F			*		- ABS; ->ch.70-R-136 290		GS-3190	A:38/B:33/D:60,2/L:99,5
2.5	85/115	08/96->04/03	CV Joint		F			*	48	+ ABS; ->ch.70-R-136 290	GS-3191	A:38/B:33/D:60,2/L:99,5	
			Drive Shaft	L; R	F		MT			+ ABS; 01/96->; ch.70-T-200000->	AW-4250	A:38/D:60,2/L:540,8/D2:108	
			Drive Shaft	L; R	F					- ABS; ->ch.70-T-199999	AW-4542	A:38/D:60,2/L:529/D2:108	
			CV Joint		F				*	ch.70-R-136 291->		GS-3187	B:28/D2:108/L:31,8
			CV Joint		F			*		- ABS; ch.70-R-136 291->		GS-3188	A:38/B:27/D:60,2/L:99,5
			CV Joint		F			*	48	+ ABS; ch.70-R-136 291->		GS-3189	A:38/B:27/D:60,2/L:99,5
			CV Joint		F			*		- ABS; ->ch.70-R-136 290		GS-3190	A:38/B:33/D:60,2/L:99,5
2.5	81/110	11/90->04/03	CV Joint		F			*	48	+ ABS; ->ch.70-R-136 290	GS-3191	A:38/B:33/D:60,2/L:99,5	
			Drive Shaft	L; R	F		AT; MT			->05/00; ch.70-T-200001->; MD Caravelle	AW-4249	A:38/D:60,2/L:540,8/D2:108	
			Drive Shaft	L; R	F		AT; MT			48	+ ABS; ch.70-T-200001->	AW-4250	A:38/D:60,2/L:540,8/D2:108
			Drive Shaft	L; R	F		AT; MT				->05/00; ->ch.70-R-136290; ch.70-M-000001->; MD Caravelle	AW-4251	A:38/D:60,2/L:527/D2:108
			Drive Shaft	L; R	F						- ABS; ->ch.70-T-199000; ch.70-T-200001->	AW-4542	A:38/D:60,2/L:529/D2:108
			CV Joint		F				*	ch.70-R-136 291->		GS-3187	B:28/D2:108/L:31,8
			CV Joint		F			*		- ABS; ch.70-R-136 291->		GS-3188	A:38/B:27/D:60,2/L:99,5
2.5 Syncro	85/115	07/96->04/03	CV Joint		F			*	48	+ ABS; ch.70-R-136 291->	GS-3189	A:38/B:27/D:60,2/L:99,5	
			Drive Shaft	L; R	F				48	+ ABS; ch.70-T-200000->	AW-4250	A:38/D:60,2/L:540,8/D2:108	
			Drive Shaft	L; R	F					- ABS; ->ch.70-T-199999	AW-4542	A:38/D:60,2/L:529/D2:108	

				Type	L/R	F/R	AT/MT			ABS			Technical Specification	
2.5 Syncro		81/110	11/92->04/03	CV Joint		F			*		->ch.70-R-136 290	GS-3186	B:33/D2:108/L:31,8	
				CV Joint		F			*			ch.70-R-136 291->	GS-3187	B:28/D2:108/L:31,8
				CV Joint		F			*			- ABS; ch.70-R-136 291->	GS-3188	A:38/B:27/D:60,2/L:99,5
				CV Joint		F			*	48		+ ABS; ch.70-R-136 291->	GS-3189	A:38/B:27/D:60,2/L:99,5
				CV Joint		F			*			- ABS; ->ch.70-R-136 290	GS-3190	A:38/B:33/D:60,2/L:99,5
				CV Joint		F			*	48		+ ABS; ->ch.70-R-136 290	GS-3191	A:38/B:33/D:60,2/L:99,5
				Drive Shaft	L; R	F	F			48		+ ABS; 01/96->; ch.70-T-200000->	AW-4250	A:38/D:60,2/L:540,8/D2:108
2.5 TDI		65/88	05/98->04/03	Drive Shaft	L; R	F	F				- ABS; ->ch.70-T-199999	AW-4542	A:38/D:60,2/L:529/D2:108	
				CV Joint		F			*			ch.70-R-136 291->	GS-3187	B:28/D2:108/L:31,8
				CV Joint		F			*			- ABS; ch.70-R-136 291->	GS-3188	A:38/B:27/D:60,2/L:99,5
				CV Joint		F			*	48		+ ABS; ch.70-R-136 291->	GS-3189	A:38/B:27/D:60,2/L:99,5
				Drive Shaft	L; R	F	MT					MD Caravelle	AW-4249	A:38/D:60,2/L:540,8/D2:108
				Drive Shaft	L; R	F	AT; MT			48		+ ABS; ch.70-T-200001->	AW-4250	A:38/D:60,2/L:540,8/D2:108
				Drive Shaft	L; R	F	AT; MT					- ABS; ->ch.70-T-199000; ch.70-T-200001->	AW-4542	A:38/D:60,2/L:529/D2:108
2.5 TDI		111/151	05/98->04/03	CV Joint		F	MT		*	48	engine AHY; engine AXG	GS-3189	A:38/B:27/D:60,2/L:99,5	
				CV Joint	L; R	F			*			MD Caravelle	GS-3748	B:30/D2:120/L:32
				CV Joint		F			*			ch.70-R-136 291->	GS-3187	B:28/D2:108/L:31,8
				CV Joint		F			*			- ABS; ch.70-R-136 291->	GS-3188	A:38/B:27/D:60,2/L:99,5
				CV Joint		F			*	48		+ ABS; ch.70-R-136 291->	GS-3189	A:38/B:27/D:60,2/L:99,5
				Drive Shaft	L; R	F	AT; MT					ch.70-T-200001->; MD Caravelle	AW-4249	A:38/D:60,2/L:540,8/D2:108
				Drive Shaft	L; R	F	AT; MT			48		+ ABS; ch.70-T-200001->	AW-4250	A:38/D:60,2/L:540,8/D2:108
2.5 TDI		75/102	09/95->04/03	Drive Shaft	L; R	F	AT; MT				- ABS; ->ch.70-T-199000; ch.70-T-200001->	AW-4542	A:38/D:60,2/L:529/D2:108	
				CV Joint		F			*			ch.70-R-136 291->	GS-3187	B:28/D2:108/L:31,8
				CV Joint		F			*			- ABS; ch.70-R-136 291->	GS-3188	A:38/B:27/D:60,2/L:99,5
				CV Joint		F			*	48		+ ABS; ch.70-R-136 291->	GS-3189	A:38/B:27/D:60,2/L:99,5
				Drive Shaft	L; R	F	AT; MT					ch.70-T-200001->; MD Caravelle	AW-4249	A:38/D:60,2/L:540,8/D2:108
				Drive Shaft	L; R	F	AT; MT			48		+ ABS; ch.70-T-200001->	AW-4250	A:38/D:60,2/L:540,8/D2:108
				Drive Shaft	L; R	F	AT; MT					- ABS; ->ch.70-T-199000; ch.70-T-200001->	AW-4542	A:38/D:60,2/L:529/D2:108
2.5 TDI Syncro		75/102	01/96->04/03	CV Joint		F			*		ch.70-R-136 291->	GS-3187	B:28/D2:108/L:31,8	
				CV Joint		F			*			- ABS; ch.70-R-136 291->	GS-3188	A:38/B:27/D:60,2/L:99,5
				CV Joint		F			*	48		+ ABS; ch.70-R-136 291->	GS-3189	A:38/B:27/D:60,2/L:99,5
				Drive Shaft	L; R	F	F			48		+ ABS; ch.70-T-200000->	AW-4250	A:38/D:60,2/L:540,8/D2:108
				Drive Shaft	L; R	F	F					- ABS; ->ch.70-T-199999	AW-4542	A:38/D:60,2/L:529/D2:108
				CV Joint		F			*			ch.70-R-136 291->	GS-3187	B:28/D2:108/L:31,8
				CV Joint		F			*			- ABS; ch.70-R-136 291->	GS-3188	A:38/B:27/D:60,2/L:99,5
2.8 VR 6		103/140	11/95->04/00	CV Joint		F			*	48	+ ABS; ch.70-R-136 291->	GS-3189	A:38/B:27/D:60,2/L:99,5	
				CV Joint		F			*			- ABS; ch.70-R-136 291->	GS-3188	A:38/B:27/D:60,2/L:99,5
				CV Joint		F			*	48		+ ABS; ch.70-R-136 291->	GS-3189	A:38/B:27/D:60,2/L:99,5
				Drive Shaft	L; R	F	AT; MT					ch.70-T-200001->; MD Caravelle	AW-4249	A:38/D:60,2/L:540,8/D2:108
				Drive Shaft	L; R	F	AT; MT			48		+ ABS; ch.70-T-200001->	AW-4250	A:38/D:60,2/L:540,8/D2:108
				Drive Shaft	L; R	F	AT; MT					- ABS; ->ch.70-T-199000; ch.70-T-200001->	AW-4542	A:38/D:60,2/L:529/D2:108
				CV Joint		F			*	48		engine AMV	GS-3189	A:38/B:27/D:60,2/L:99,5
2.8 VR6		150/204	04/00->04/03	CV Joint	L; R	F			*		MD Caravelle	GS-3748	B:30/D2:120/L:32	
				TRANSPORTER IV Platform/Chassis [70XD] 										
1.9 D		45/61	07/90->12/95	CV Joint		F			*		->ch.70-R-136 290	GS-3186	B:33/D2:108/L:31,8	
				CV Joint		F			*			ch.70-R-136 291->	GS-3187	B:28/D2:108/L:31,8
				CV Joint		F			*			- ABS; ch.70-R-136 291->	GS-3188	A:38/B:27/D:60,2/L:99,5
				CV Joint		F			*	48		+ ABS; ch.70-R-136 291->	GS-3189	A:38/B:27/D:60,2/L:99,5
				CV Joint		F			*			- ABS; ->ch.70-R-136 290	GS-3190	A:38/B:33/D:60,2/L:99,5
				CV Joint		F			*	48		+ ABS; ->ch.70-R-136 290	GS-3191	A:38/B:33/D:60,2/L:99,5
				Drive Shaft	L; R	F	MT					->07/95; ch.70-T-200001->	AW-4249	A:38/D:60,2/L:540,8/D2:108
				Drive Shaft	L; R	F	AT; MT			48		+ ABS; ch.70-T-200001->	AW-4250	A:38/D:60,2/L:540,8/D2:108
				Drive Shaft	L; R	F	MT					->07/95; ->ch.70-R-136290; ch.70-M-000001->	AW-4251	A:38/D:60,2/L:527/D2:108
Drive Shaft	L; R	F	AT; MT					- ABS; ->ch.70-T-199000; 01/95->; ch.70-T-200001->	AW-4542	A:38/D:60,2/L:529/D2:108				

				Type	L/R	F/R	AT/MT			ABS			Technical Specification			
1.9 D		44/60	09/90->12/95	Drive Shaft	L; R	F	MT						AW-4249 A:38/D:60,2/L:540,8/D2:108			
				Drive Shaft	L; R	F	MT								AW-4251 A:38/D:60,2/L:527/D2:108	
1.9 TD		50/68	10/92->04/03	CV Joint		F			*				GS-3186 B:33/D2:108/L:31,8			
				CV Joint		F			*					GS-3187 B:28/D2:108/L:31,8		
				CV Joint		F			*						GS-3188 A:38/B:27/D:60,2/L:99,5	
				CV Joint		F			*		48				GS-3189 A:38/B:27/D:60,2/L:99,5	
				CV Joint		F			*						GS-3190 A:38/B:33/D:60,2/L:99,5	
				CV Joint		F			*		48				GS-3191 A:38/B:33/D:60,2/L:99,5	
				Drive Shaft	L; R	F	MT									AW-4249 A:38/D:60,2/L:540,8/D2:108
				Drive Shaft	L; R	F	AT; MT				48					AW-4250 A:38/D:60,2/L:540,8/D2:108
				Drive Shaft	L; R	F	MT									AW-4251 A:38/D:60,2/L:527/D2:108
				Drive Shaft	L; R	F	AT; MT									AW-4542 A:38/D:60,2/L:529/D2:108
2.0		62/84	07/90->04/03	CV Joint		F			*				GS-3186 B:33/D2:108/L:31,8			
				CV Joint		F			*						GS-3187 B:28/D2:108/L:31,8	
				CV Joint		F			*						GS-3188 A:38/B:27/D:60,2/L:99,5	
				CV Joint		F			*		48				GS-3189 A:38/B:27/D:60,2/L:99,5	
				CV Joint		F			*						GS-3190 A:38/B:33/D:60,2/L:99,5	
				CV Joint		F			*		48				GS-3191 A:38/B:33/D:60,2/L:99,5	
				Drive Shaft	L; R	F	MT									AW-4249 A:38/D:60,2/L:540,8/D2:108
				Drive Shaft	L; R	F	AT; MT				48					AW-4250 A:38/D:60,2/L:540,8/D2:108
				Drive Shaft	L; R	F	MT									AW-4251 A:38/D:60,2/L:527/D2:108
				Drive Shaft	L; R	F	AT; MT									AW-4542 A:38/D:60,2/L:529/D2:108
2.4 D		55/75	08/97->04/03	CV Joint		F			*				GS-3187 B:28/D2:108/L:31,8			
				CV Joint		F			*						GS-3188 A:38/B:27/D:60,2/L:99,5	
				CV Joint		F			*		48				GS-3189 A:38/B:27/D:60,2/L:99,5	
				Drive Shaft	L; R	F	AT; MT									AW-4249 A:38/D:60,2/L:540,8/D2:108
				Drive Shaft	L; R	F	AT; MT				48					AW-4250 A:38/D:60,2/L:540,8/D2:108
				Drive Shaft	L; R	F	MT									AW-4251 A:38/D:60,2/L:527/D2:108
2.4 D		57/78	09/90->04/98	Drive Shaft	L; R	F	AT; MT						AW-4542 A:38/D:60,2/L:529/D2:108			
				CV Joint		F			*						GS-3186 B:33/D2:108/L:31,8	
				CV Joint		F			*						GS-3187 B:28/D2:108/L:31,8	
				CV Joint		F			*						GS-3188 A:38/B:27/D:60,2/L:99,5	
				CV Joint		F			*		48				GS-3189 A:38/B:27/D:60,2/L:99,5	
				CV Joint		F			*						GS-3190 A:38/B:33/D:60,2/L:99,5	
				CV Joint		F			*		48				GS-3191 A:38/B:33/D:60,2/L:99,5	
				Drive Shaft	L; R	F	AT; MT									AW-4249 A:38/D:60,2/L:540,8/D2:108
				Drive Shaft	L; R	F	AT; MT				48					AW-4250 A:38/D:60,2/L:540,8/D2:108
				Drive Shaft	L; R	F	AT; MT									AW-4251 A:38/D:60,2/L:527/D2:108
2.4 D Syncro		57/78	10/92->09/98	Drive Shaft	L; R	F	AT; MT						AW-4542 A:38/D:60,2/L:529/D2:108			
				CV Joint		F			*						GS-3186 B:33/D2:108/L:31,8	
				CV Joint		F			*						GS-3187 B:28/D2:108/L:31,8	
				CV Joint		F			*						GS-3188 A:38/B:27/D:60,2/L:99,5	
				CV Joint		F			*		48				GS-3189 A:38/B:27/D:60,2/L:99,5	
				CV Joint		F			*						GS-3190 A:38/B:33/D:60,2/L:99,5	
				CV Joint		F			*		48				GS-3191 A:38/B:33/D:60,2/L:99,5	
				Drive Shaft	L; R	F				48						AW-4250 A:38/D:60,2/L:540,8/D2:108
				Drive Shaft	L; R	F										AW-4542 A:38/D:60,2/L:529/D2:108

**kw/HP****Type****L/R****F/R****AT/MT****ABS****Technical Specification**

2.5	85/115	08/96->04/03	CV Joint		F			*	ch.70-R-136 291->	GS-3187	B:28/D2:108/L:31,8	
			CV Joint		F			*	- ABS; ch.70-R-136 291->	GS-3188	A:38/B:27/D:60,2/L:99,5	
			CV Joint		F				*	48 + ABS; ch.70-R-136 291->	GS-3189	A:38/B:27/D:60,2/L:99,5
			Drive Shaft	L; R	F		MT			ch.70-T-200001->	AW-4249	A:38/D:60,2/L:540,8/D2:108
			Drive Shaft	L; R	F		AT; MT			48 + ABS; ch.70-T-200001->	AW-4250	A:38/D:60,2/L:540,8/D2:108
			Drive Shaft	L; R	F		AT; MT			- ABS; ->ch.70-T-199000; ch.70-T-200001->	AW-4542	A:38/D:60,2/L:529/D2:108
2.5	81/110	11/90->04/03	CV Joint		F			*	->ch.70-R-136 290	GS-3186	B:33/D2:108/L:31,8	
			CV Joint		F			*	ch.70-R-136 291->	GS-3187	B:28/D2:108/L:31,8	
			CV Joint		F				*	- ABS; ch.70-R-136 291->	GS-3188	A:38/B:27/D:60,2/L:99,5
			CV Joint		F				*	48 + ABS; ch.70-R-136 291->	GS-3189	A:38/B:27/D:60,2/L:99,5
			CV Joint		F				*	- ABS; ->ch.70-R-136 290	GS-3190	A:38/B:33/D:60,2/L:99,5
			CV Joint		F				*	48 + ABS; ->ch.70-R-136 290	GS-3191	A:38/B:33/D:60,2/L:99,5
			Drive Shaft	L; R	F		AT; MT			->05/00; ch.70-T-200001->	AW-4249	A:38/D:60,2/L:540,8/D2:108
			Drive Shaft	L; R	F		AT; MT			48 + ABS; ch.70-T-200001->	AW-4250	A:38/D:60,2/L:540,8/D2:108
			Drive Shaft	L; R	F		AT; MT			->05/00; ->ch.70-R-136290; ch.70-M-000001->	AW-4251	A:38/D:60,2/L:527/D2:108
			Drive Shaft	L; R	F		AT; MT			- ABS; ->ch.70-T-199000; 01/95->; ch.70-T-200001->	AW-4542	A:38/D:60,2/L:529/D2:108
2.5 Syncro	85/115	08/96->04/03	CV Joint		F			*	ch.70-R-136 291->	GS-3187	B:28/D2:108/L:31,8	
			CV Joint		F			*	- ABS; ch.70-R-136 291->	GS-3188	A:38/B:27/D:60,2/L:99,5	
			CV Joint		F				*	48 + ABS; ch.70-R-136 291->	GS-3189	A:38/B:27/D:60,2/L:99,5
			Drive Shaft	L; R	F				48 + ABS; ch.70-T-200000->	AW-4250	A:38/D:60,2/L:540,8/D2:108	
			Drive Shaft	L; R	F				- ABS; ->ch.70-T-199999	AW-4542	A:38/D:60,2/L:529/D2:108	
2.5 Syncro	81/110	10/92->04/03	CV Joint		F			*	->ch.70-R-136 290	GS-3186	B:33/D2:108/L:31,8	
			CV Joint		F			*	ch.70-R-136 291->	GS-3187	B:28/D2:108/L:31,8	
			CV Joint		F				*	- ABS; ch.70-R-136 291->	GS-3188	A:38/B:27/D:60,2/L:99,5
			CV Joint		F				*	48 + ABS; ch.70-R-136 291->	GS-3189	A:38/B:27/D:60,2/L:99,5
			CV Joint		F				*	- ABS; ->ch.70-R-136 290	GS-3190	A:38/B:33/D:60,2/L:99,5
			CV Joint		F				*	48 + ABS; ->ch.70-R-136 290	GS-3191	A:38/B:33/D:60,2/L:99,5
			Drive Shaft	L; R	F				48 + ABS; 01/96->; ch.70-T-200000->	AW-4250	A:38/D:60,2/L:540,8/D2:108	
Drive Shaft	L; R	F				- ABS; ->ch.70-T-199999; 01/96->	AW-4542	A:38/D:60,2/L:529/D2:108				
2.5 TDI	65/88	05/98->04/03	CV Joint		F			*	ch.70-R-136 291->	GS-3187	B:28/D2:108/L:31,8	
			CV Joint		F			*	- ABS; ch.70-R-136 291->	GS-3188	A:38/B:27/D:60,2/L:99,5	
			CV Joint		F				*	48 + ABS; ch.70-R-136 291->	GS-3189	A:38/B:27/D:60,2/L:99,5
			Drive Shaft	L; R	F		MT			AW-4249	A:38/D:60,2/L:540,8/D2:108	
			Drive Shaft	L; R	F		AT; MT			48 + ABS; ch.70-T-200001->	AW-4250	A:38/D:60,2/L:540,8/D2:108
			Drive Shaft	L; R	F		AT; MT			- ABS; ->ch.70-T-199000; ch.70-T-200001->	AW-4542	A:38/D:60,2/L:529/D2:108
2.5 TDI	75/102	09/95->04/03	CV Joint		F			*	ch.70-R-136 291->	GS-3187	B:28/D2:108/L:31,8	
			CV Joint		F			*	- ABS; ch.70-R-136 291->	GS-3188	A:38/B:27/D:60,2/L:99,5	
			CV Joint		F				*	48 + ABS; ch.70-R-136 291->	GS-3189	A:38/B:27/D:60,2/L:99,5
			Drive Shaft	L; R	F		AT; MT			ch.70-T-200001->	AW-4249	A:38/D:60,2/L:540,8/D2:108
			Drive Shaft	L; R	F		AT; MT			48 + ABS; ch.70-T-200001->	AW-4250	A:38/D:60,2/L:540,8/D2:108
			Drive Shaft	L; R	F		AT; MT			- ABS; ->ch.70-T-199000; ch.70-T-200001->	AW-4542	A:38/D:60,2/L:529/D2:108
2.5 TDI Syncro	75/102	05/98->04/03	CV Joint		F			*	ch.70-R-136 291->	GS-3187	B:28/D2:108/L:31,8	
			CV Joint		F			*	- ABS; ch.70-R-136 291->	GS-3188	A:38/B:27/D:60,2/L:99,5	
			CV Joint		F				*	48 + ABS; ch.70-R-136 291->	GS-3189	A:38/B:27/D:60,2/L:99,5
			Drive Shaft	R	F					AW-4249	A:38/D:60,2/L:540,8/D2:108	
			Drive Shaft	L; R	F				48 + ABS; ch.70-T-200000->	AW-4250	A:38/D:60,2/L:540,8/D2:108	
			Drive Shaft	L; R	F				- ABS; ->ch.70-T-199999	AW-4542	A:38/D:60,2/L:529/D2:108	



kW/HP



Type

L/R F/R

AT/MT









ABS



Technical Specification

TRANSPORTER V Box (7HA, 7HH, 7EA, 7EH) 

Engine	kW/HP	Period	Type	L/R	F/R	AT/MT	ABS	Part No.	Technical Specification	
1.9 TDI	62/84	01/06->11/09	CV Joint	R	F	MT	*	GS-3949	A:26/B:28/D:50/L:268,5	
			CV Joint	L	F		*	GS-3950	B:28/D2:108/L:32	
			CV Joint	F	F	5MT	*	-->ch.7H-A-050 000; ch.7H-3-000 001-->; engine BRR	GS-3951	A:38/B:27/D:63/L:168
			Drive Shaft		F	5MT		AW-5472	A:26/B:37/D:50/L:136,5	
			Drive Shaft		F	6MT		AW-5473	A:26/B:42/D:60/L:135,5	
1.9 TDI	63/85	04/03->11/09	CV Joint	R	F	MT	*	GS-3949	A:26/B:28/D:50/L:268,5	
			CV Joint	L	F	MT	*	GS-3950	B:28/D2:108/L:32	
			CV Joint	F	F	5MT	*	-->ch.7H-A-050 000; ch.7H-3-000 001-->; engine AXC	GS-3951	A:38/B:27/D:63/L:168
			Drive Shaft	R	F	5MT		engine AXC	AW-4838	A:38/B:26/D:63/L:858
			Drive Shaft	L	F			engine AXC	AW-4839	A:38/D:63/L:645
1.9 TDI	77/105	04/03->11/09	Drive Shaft		F	5MT		AW-5472	A:26/B:37/D:50/L:136,5	
			Drive Shaft		F	6MT		AW-5473	A:26/B:42/D:60/L:135,5	
			CV Joint	R	F	MT	*	GS-3949	A:26/B:28/D:50/L:268,5	
			CV Joint	L	F	MT	*	GS-3950	B:28/D2:108/L:32	
			CV Joint	F	F	5MT	*	-->ch.7H-A-050 000; ch.7H-3-000 001-->; engine AXB	GS-3951	A:38/B:27/D:63/L:168
1.9 TDI	75/102	06/06->11/09	Drive Shaft	R	F	5MT		engine AXB	AW-4838	A:38/B:26/D:63/L:858
			Drive Shaft	L	F			engine AXB	AW-4839	A:38/D:63/L:645
			Drive Shaft		F	5MT		AW-5472	A:26/B:37/D:50/L:136,5	
			Drive Shaft		F	6MT		AW-5473	A:26/B:42/D:60/L:135,5	
			CV Joint	R	F	MT	*	GS-3949	A:26/B:28/D:50/L:268,5	
2.0	85/115	11/03->	CV Joint	L	F	MT	*	GS-3950	B:28/D2:108/L:32	
			CV Joint	F	F	5MT	*	-->ch.7H-A-050 000; ch.7H-3-000 001-->; engine BRS	GS-3951	A:38/B:27/D:63/L:168
			Drive Shaft		F	5MT		AW-5472	A:26/B:37/D:50/L:136,5	
			Drive Shaft		F	6MT		AW-5473	A:26/B:42/D:60/L:135,5	
			CV Joint	R	F	MT	*	-->08/15	GS-3949	A:26/B:28/D:50/L:268,5
2.0	85/115	11/03->	CV Joint	L	F	MT	*	GS-3950	B:28/D2:108/L:32	
			CV Joint	F	F	5MT	*	-->ch.7H-A-050 000; ch.7H-3-000 001-->; engine AXA	GS-3951	A:38/B:27/D:63/L:168
			Drive Shaft	R	F	5MT		engine AXA	AW-4838	A:38/B:26/D:63/L:858
			Drive Shaft	L	F			engine AXA	AW-4839	A:38/D:63/L:645
			Drive Shaft		F	5MT		-->08/15	AW-5472	A:26/B:37/D:50/L:136,5
2.0 BitDI	132/180	09/09->	Drive Shaft		F	6MT		-->08/15	AW-5473	A:26/B:42/D:60/L:135,5
			CV Joint		F		*	05/10->	GS-3952	A:38/B:29/D:63/L:172,5
			Drive Shaft		F	5MT		-->08/15	AW-5472	A:26/B:37/D:50/L:136,5
2.0 BitDI 4motion	132/180	09/09->	Drive Shaft		F	6MT		-->08/15; 01/10->	AW-5473	A:26/B:42/D:60/L:135,5
			Drive Shaft	L	F	MT		AW-4840	A:38/B:26/D:63/L:613	
			Drive Shaft		F	5MT		-->08/15	AW-5472	A:26/B:37/D:50/L:136,5
2.0 TDI	100/136	05/10->	Drive Shaft		F	6MT		-->08/15	AW-5473	A:26/B:42/D:60/L:135,5
			Drive Shaft		F	5MT		-->08/15	AW-5472	A:26/B:37/D:50/L:136,5
2.0 TDI	84/114	05/11->	Drive Shaft		F	6MT		-->08/15	AW-5473	A:26/B:42/D:60/L:135,5
			CV Joint		F		*	GS-3951	A:38/B:27/D:63/L:168	
2.0 TDI	62/84	09/09->	Drive Shaft		F	5MT		-->08/15	AW-5472	A:26/B:37/D:50/L:136,5
			Drive Shaft		F	6MT		-->08/15	AW-5473	A:26/B:42/D:60/L:135,5

	kw/HP		Type	L/R	F/R	AT/MT			ABS			Technical Specification	
2.0 TDI	75/102	09/09->	Drive Shaft		F	5MT			->08/15		AW-5472	A:26/B:37/D:50/L:136,5	
			Drive Shaft		F	6MT			->08/15		AW-5473	A:26/B:42/D:60/L:135,5	
2.0 TDI	103/140	09/09->	CV Joint		F		*		05/10->		GS-3952	A:38/B:29/D:63/L:172,5	
			Drive Shaft	L	F	6MT			05/10->		AW-4840	A:38/B:26/D:63/L:613	
			Drive Shaft		F	5MT				->08/15		AW-5472	A:26/B:37/D:50/L:136,5
			Drive Shaft		F	6MT				->08/15		AW-5473	A:26/B:42/D:60/L:135,5
2.0 TDI 4motion	100/136	05/10->	Drive Shaft	L	F						AW-4840	A:38/B:26/D:63/L:613	
			Drive Shaft		F	5MT				->08/15		AW-5472	A:26/B:37/D:50/L:136,5
2.0 TDI 4motion	103/140	09/09->	Drive Shaft		F	6MT			->08/15		AW-5473	A:26/B:42/D:60/L:135,5	
			CV Joint		F		*		05/10->		GS-3952	A:38/B:29/D:63/L:172,5	
			Drive Shaft		F	5MT				->08/15		AW-5472	A:26/B:37/D:50/L:136,5
			Drive Shaft		F	6MT				->08/15		AW-5473	A:26/B:42/D:60/L:135,5
2.0 TSI	150/204	05/11->	Drive Shaft	L	F	MT					AW-4840	A:38/B:26/D:63/L:613	
			Drive Shaft		F	5MT				->08/15		AW-5472	A:26/B:37/D:50/L:136,5
2.0 TSI	110/150	07/12->	Drive Shaft		F	6MT			->08/15		AW-5473	A:26/B:42/D:60/L:135,5	
			Drive Shaft		F	5MT				->08/15		AW-5472	A:26/B:37/D:50/L:136,5
2.0 TSI 4motion	150/204	07/11->	Drive Shaft		F	6MT			->08/15		AW-5473	A:26/B:42/D:60/L:135,5	
			CV Joint		F		*		engine AXD		GS-3952	A:38/B:29/D:63/L:172,5	
2.5 TDI	96/130	04/03->11/09	CV Joint	R	F	MT		*			GS-4769	A:26/B:30/D:50/L:366	
			Drive Shaft	L	F	6AT; 6MT			engine AXD		AW-4840	A:38/B:26/D:63/L:613	
			Drive Shaft	R	F	6MT				->12/05; engine AXD		AW-4841	A:38/B:26/D:63/L:873
			Drive Shaft		F	5MT						AW-5472	A:26/B:37/D:50/L:136,5
			Drive Shaft		F	6MT						AW-5473	A:26/B:42/D:60/L:135,5
2.5 TDI	128/174	04/03->11/09	CV Joint		F		*		engine AXE		GS-3952	A:38/B:29/D:63/L:172,5	
			CV Joint	R	F	MT		*			GS-4769	A:26/B:30/D:50/L:366	
			Drive Shaft	L	F	6AT; MT			engine AXE		AW-4840	A:38/B:26/D:63/L:613	
			Drive Shaft	R	F	MT				->12/05; engine AXE		AW-4841	A:38/B:26/D:63/L:873
			Drive Shaft		F	5MT						AW-5472	A:26/B:37/D:50/L:136,5
2.5 TDI 4motion	96/130	07/04->11/09	Drive Shaft		F	6MT					AW-5473	A:26/B:42/D:60/L:135,5	
			CV Joint		F		*		ch.7H-6-000 001->; engine AXD		GS-3952	A:38/B:29/D:63/L:172,5	
			Drive Shaft	L	F	6MT						AW-4840	A:38/B:26/D:63/L:613
			Drive Shaft		F	5MT						AW-5472	A:26/B:37/D:50/L:136,5
			Drive Shaft		F	6MT						AW-5473	A:26/B:42/D:60/L:135,5
2.5 TDI 4motion	128/174	07/04->11/09	CV Joint		F		*		ch.7H-6-000 001->; engine AXE		GS-3952	A:38/B:29/D:63/L:172,5	
			Drive Shaft	L	F	6MT					AW-4840	A:38/B:26/D:63/L:613	
			Drive Shaft		F	5MT					AW-5472	A:26/B:37/D:50/L:136,5	
3.2 4motion	173/235	11/03->11/09	Drive Shaft		F	6MT					AW-5473	A:26/B:42/D:60/L:135,5	
			CV Joint		F		*		07/04->		GS-3952	A:38/B:29/D:63/L:172,5	
			Drive Shaft		F	5MT				07/04->		AW-5472	A:26/B:37/D:50/L:136,5
3.2 V6	173/235	02/04->11/09	Drive Shaft		F	6MT					AW-5473	A:26/B:42/D:60/L:135,5	
			CV Joint		F		*				GS-3952	A:38/B:29/D:63/L:172,5	
			Drive Shaft	L	F	6AT						AW-4840	A:38/B:26/D:63/L:613
			Drive Shaft		F	5MT						AW-5472	A:26/B:37/D:50/L:136,5



KW/HP



Type

L/R

F/R

AT/MT



ABS

















Technical Specification






3.2 V6	170/231	04/03->06/04	CV Joint		F		*			GS-3952	A:38/B:29/D:63/L:172,5
			Drive Shaft	L	F	6AT				AW-4840	A:38/B:26/D:63/L:613
			Drive Shaft		F	5MT			02/04->	AW-5472	A:26/B:37/D:50/L:136,5
			Drive Shaft		F	6MT			02/04->	AW-5473	A:26/B:42/D:60/L:135,5

TRANSPORTER V Bus (7HB, 7HJ, 7EB, 7EJ, 7EF, 7EG, 7HF, 7EC)

1.9 TDI	62/84	01/06->11/09	CV Joint	R	F	MT	*			GS-3949	A:26/B:28/D:50/L:268,5
			CV Joint	L	F	MT	*			GS-3950	B:28/D2:108/L:32
			CV Joint		F	5MT	*		->ch.7H-A-050 000; ch.7H-3-000 001->; engine BRR	GS-3951	A:38/B:27/D:63/L:168
			Drive Shaft		F	5MT				AW-5472	A:26/B:37/D:50/L:136,5
			Drive Shaft		F	6MT				AW-5473	A:26/B:42/D:60/L:135,5
1.9 TDI	63/85	04/03->11/09	CV Joint	R	F	MT	*		MD Caravelle; MD Transporter Shuttle	GS-3949	A:26/B:28/D:50/L:268,5
			CV Joint	L	F	MT	*			GS-3950	B:28/D2:108/L:32
			CV Joint		F	5MT	*		->ch.7H-A-050 000; ch.7H-3-000 001->; engine AXC	GS-3951	A:38/B:27/D:63/L:168
			Drive Shaft	R	F	5MT			engine AXC	AW-4838	A:38/B:26/D:63/L:858
			Drive Shaft	L	F				engine AXC	AW-4839	A:38/D:63/L:645
1.9 TDI	77/105	04/03->11/09	Drive Shaft		F	5MT			MD Caravelle; MD Transporter Shuttle	AW-5472	A:26/B:37/D:50/L:136,5
			Drive Shaft		F	6MT			MD Caravelle; MD Transporter Shuttle	AW-5473	A:26/B:42/D:60/L:135,5
			CV Joint	R	F	MT	*		MD Caravelle; MD Transporter Shuttle	GS-3949	A:26/B:28/D:50/L:268,5
			CV Joint	L	F	MT	*			GS-3950	B:28/D2:108/L:32
			CV Joint		F	5MT	*		->ch.7H-A-050 000; ch.7H-3-000 001->; engine AXB	GS-3951	A:38/B:27/D:63/L:168
1.9 TDI	75/102	06/06->11/09	Drive Shaft	R	F	5MT			engine AXB	AW-4838	A:38/B:26/D:63/L:858
			Drive Shaft	L	F				engine AXB	AW-4839	A:38/D:63/L:645
			Drive Shaft		F	5MT			MD Caravelle; MD Transporter Shuttle	AW-5472	A:26/B:37/D:50/L:136,5
			Drive Shaft		F	6MT			MD Caravelle; MD Transporter Shuttle	AW-5473	A:26/B:42/D:60/L:135,5
			CV Joint	R	F	MT	*			GS-3949	A:26/B:28/D:50/L:268,5
2.0	85/115	11/03->	CV Joint	L	F	MT	*			GS-3950	B:28/D2:108/L:32
			CV Joint		F	5MT	*		->ch.7H-A-050 000; ch.7H-3-000 001->; engine BRS	GS-3951	A:38/B:27/D:63/L:168
			Drive Shaft		F	5MT				AW-5472	A:26/B:37/D:50/L:136,5
			Drive Shaft		F	6MT				AW-5473	A:26/B:42/D:60/L:135,5
			CV Joint	R	F	MT	*		->11/09; ->11/15; MD Caravelle; MD Transporter Shuttle	GS-3949	A:26/B:28/D:50/L:268,5
2.0	85/115	11/03->	CV Joint	L	F	MT	*			GS-3950	B:28/D2:108/L:32
			CV Joint		F	5MT	*		->ch.7H-A-050 000; ch.7H-3-000 001->; engine AXA	GS-3951	A:38/B:27/D:63/L:168
			Drive Shaft	R	F	5MT			engine AXA	AW-4838	A:38/B:26/D:63/L:858
			Drive Shaft	L	F				engine AXA	AW-4839	A:38/D:63/L:645
			Drive Shaft		F	5MT			->05/13; ->11/09; ->11/15; 09/09->; MD Caravelle; MD Transporter; MD Transporter Shuttle	AW-5472	A:26/B:37/D:50/L:136,5
2.0 BitDI	132/180	09/09->	Drive Shaft		F	6MT			->05/13; ->11/09; ->11/15; 09/09->; MD Caravelle; MD Transporter; MD Transporter Shuttle	AW-5473	A:26/B:42/D:60/L:135,5
			CV Joint		F		*		05/10->	GS-3952	A:38/B:29/D:63/L:172,5
			Drive Shaft		F	5MT			->08/15; ->11/15; MD Caravelle; MD Transporter	AW-5472	A:26/B:37/D:50/L:136,5
			Drive Shaft		F	6MT			->08/15; ->11/15; MD Caravelle; MD Transporter	AW-5473	A:26/B:42/D:60/L:135,5
			CV Joint		F		*		05/10->	GS-3952	A:38/B:29/D:63/L:172,5
2.0 BitDI 4motion	132/180	09/09->	Drive Shaft		F	5MT			->08/15; ->11/15; 01/10->; MD Caravelle; MD Transporter	AW-5472	A:26/B:37/D:50/L:136,5
			Drive Shaft		F	6MT			->08/15; ->11/15; 01/10->; MD Caravelle; MD Transporter	AW-5473	A:26/B:42/D:60/L:135,5
			Drive Shaft		F	5MT			->08/15; ->11/15; MD Caravelle; MD Transporter; MD Transporter Shuttle	AW-5472	A:26/B:37/D:50/L:136,5
2.0 TDI	84/114	05/11->	Drive Shaft		F	6MT			->08/15; ->11/15; MD Caravelle; MD Transporter; MD Transporter Shuttle	AW-5473	A:26/B:42/D:60/L:135,5
			Drive Shaft		F	5MT			->08/15; ->11/15; MD Caravelle; MD Transporter; MD Transporter Shuttle	AW-5472	A:26/B:37/D:50/L:136,5
2.0 TDI	62/84	09/09->	Drive Shaft		F	5MT			->08/15; ->11/15; MD Caravelle; MD Transporter; MD Transporter Shuttle	AW-5472	A:26/B:37/D:50/L:136,5
			Drive Shaft		F	6MT			->08/15; ->11/15; MD Caravelle; MD Transporter; MD Transporter Shuttle	AW-5473	A:26/B:42/D:60/L:135,5

			Type	L/R	F/R	AT/MT			ABS			Technical Specification		
2.0 TDI	75/102	09/09->	Drive Shaft		F	5MT				--08/15; --11/15; 04/11->; MD Caravelle; MD Transporter; MD Transporter Shuttle	AW-5472	A:26/B:37/D:50/L:136,5		
			Drive Shaft		F	6MT					--08/15; --11/15; 04/11->; MD Caravelle; MD Transporter; MD Transporter Shuttle	AW-5473	A:26/B:42/D:60/L:135,5	
2.0 TDI	103/140	09/09->	CV Joint		F		*			05/10->	GS-3952	A:38/B:29/D:63/L:172,5		
			Drive Shaft		F	5MT					--08/15; --11/15; MD Caravelle; MD Transporter	AW-5472	A:26/B:37/D:50/L:136,5	
2.0 TDI	103/140	09/09->	Drive Shaft		F	6MT				--08/15; --11/15; MD Caravelle; MD Transporter	AW-5473	A:26/B:42/D:60/L:135,5		
			CV Joint		F		*				05/10->	GS-3952	A:38/B:29/D:63/L:172,5	
2.0 TDI 4motion	103/140	09/09->	Drive Shaft		F	5MT				--08/15; --11/15; MD Caravelle; MD Transporter; MD Transporter Shuttle	AW-5472	A:26/B:37/D:50/L:136,5		
			Drive Shaft		F	6MT					--08/15; --11/15; MD Caravelle; MD Transporter; MD Transporter Shuttle	AW-5473	A:26/B:42/D:60/L:135,5	
2.0 TSI	150/204	05/11->	Drive Shaft	L	F	MT				--05/12	AW-4840	A:38/B:26/D:63/L:613		
			Drive Shaft		F	5MT					--08/15; --11/15; MD Caravelle; MD Transporter	AW-5472	A:26/B:37/D:50/L:136,5	
2.0 TSI	110/150	07/12->	Drive Shaft		F	6MT				--08/15; --11/15; MD Caravelle; MD Transporter	AW-5473	A:26/B:42/D:60/L:135,5		
			Drive Shaft		F	5MT					--11/15; MD Caravelle	AW-5472	A:26/B:37/D:50/L:136,5	
2.0 TSI 4motion	150/204	07/11->	Drive Shaft		F	5MT				--08/15; --11/15; MD Caravelle; MD Transporter	AW-5472	A:26/B:37/D:50/L:136,5		
			Drive Shaft		F	6MT					--08/15; --11/15; MD Caravelle; MD Transporter	AW-5473	A:26/B:42/D:60/L:135,5	
2.5 TDi	120/163	11/03->11/09	CV Joint	R	F		*			01/06->; MD Caravelle	GS-3949	A:26/B:28/D:50/L:268,5		
			CV Joint	R	F	MT	*				MD Transporter Shuttle	GS-4769	A:26/B:30/D:50/L:366	
			Drive Shaft	L	F							AW-4840	A:38/B:26/D:63/L:613	
			Drive Shaft	R	F							MD up to 01-12-2007	AW-4841	A:38/B:26/D:63/L:873
			Drive Shaft		F	5MT						01/06->; MD Caravelle; MD Transporter Shuttle	AW-5472	A:26/B:37/D:50/L:136,5
			Drive Shaft		F	6MT						01/06->; MD Caravelle; MD Transporter Shuttle	AW-5473	A:26/B:42/D:60/L:135,5
2.5 TDI	96/130	04/03->11/09	CV Joint		F		*			engine AXD	GS-3952	A:38/B:29/D:63/L:172,5		
			CV Joint	R	F	MT	*				MD Caravelle; MD Transporter Shuttle	GS-4769	A:26/B:30/D:50/L:366	
			Drive Shaft	L	F	6AT; 6MT						engine AXD	AW-4840	A:38/B:26/D:63/L:613
			Drive Shaft	R	F	6MT						--12/05; engine AXD	AW-4841	A:38/B:26/D:63/L:873
			Drive Shaft		F	5MT						MD Caravelle; MD Transporter Shuttle	AW-5472	A:26/B:37/D:50/L:136,5
			Drive Shaft		F	6MT						MD Caravelle; MD Transporter Shuttle	AW-5473	A:26/B:42/D:60/L:135,5
2.5 TDI	128/174	04/03->11/09	CV Joint		F		*			engine AXE	GS-3952	A:38/B:29/D:63/L:172,5		
			CV Joint	R	F	MT	*				07/04->; MD Caravelle; MD Transporter Shuttle	GS-4769	A:26/B:30/D:50/L:366	
			Drive Shaft	L	F	6AT; 6MT						engine AXE	AW-4840	A:38/B:26/D:63/L:613
			Drive Shaft	R	F	MT						--12/05; engine AXE	AW-4841	A:38/B:26/D:63/L:873
			Drive Shaft		F	5MT						07/04->; MD Caravelle; MD Transporter Shuttle	AW-5472	A:26/B:37/D:50/L:136,5
			Drive Shaft		F	6MT						07/04->; MD Caravelle; MD Transporter Shuttle	AW-5473	A:26/B:42/D:60/L:135,5
2.5 TDI 4motion	96/130	07/04->11/09	CV Joint		F		*			ch.7H-6-000 001->; engine AXD	GS-3952	A:38/B:29/D:63/L:172,5		
			Drive Shaft	L	F	6MT						AW-4840	A:38/B:26/D:63/L:613	
			Drive Shaft		F	5MT						MD Caravelle; MD Transporter Shuttle	AW-5472	A:26/B:37/D:50/L:136,5
2.5 TDI 4motion	128/174	07/04->11/09	Drive Shaft		F	6MT					MD Caravelle; MD Transporter Shuttle	AW-5473	A:26/B:42/D:60/L:135,5	
			CV Joint		F		*				ch.7H-6-000 001->; engine AXE	GS-3952	A:38/B:29/D:63/L:172,5	
			Drive Shaft	L	F								AW-4840	A:38/B:26/D:63/L:613
			Drive Shaft		F	5MT							AW-5472	A:26/B:37/D:50/L:136,5
3.2 V6	170/231	02/04->06/04	Drive Shaft		F	6MT					AW-5473	A:26/B:42/D:60/L:135,5		
			CV Joint		F		*					GS-3952	A:38/B:29/D:63/L:172,5	
			Drive Shaft	L	F	6AT						AW-4840	A:38/B:26/D:63/L:613	
3.2 V6	170/231	02/04->06/04	Drive Shaft		F	5MT				MD Caravelle; MD Transporter Shuttle	AW-5472	A:26/B:37/D:50/L:136,5		
			Drive Shaft		F	6MT						MD Caravelle; MD Transporter Shuttle	AW-5473	A:26/B:42/D:60/L:135,5

	kw/HP		Type	L/R	F/R	AT/MT			ABS			Technical Specification	
3.2 V6	173/235	02/04->11/09	CV Joint		F		*			05/08->	GS-3952	A:38/B:29/D:63/L:172,5	
			Drive Shaft	L	F	6AT					AW-4840	A:38/B:26/D:63/L:613	
			Drive Shaft		F	5MT				05/08->; MD Caravelle; MD Transporter Shuttle		AW-5472	A:26/B:37/D:50/L:136,5
			Drive Shaft		F	6MT			05/08->; MD Caravelle; MD Transporter Shuttle		AW-5473	A:26/B:42/D:60/L:135,5	
3.2 V6 4motion	173/235	11/03->11/09	CV Joint		F		*			05/08->	GS-3952	A:38/B:29/D:63/L:172,5	
			Drive Shaft	L	F	6AT					AW-4840	A:38/B:26/D:63/L:613	
			Drive Shaft		F	5MT			05/08->; MD Caravelle; MD Transporter Shuttle		AW-5472	A:26/B:37/D:50/L:136,5	
			Drive Shaft		F	6MT			05/08->; MD Caravelle; MD Transporter Shuttle		AW-5473	A:26/B:42/D:60/L:135,5	
TRANSPORTER V Platform/Chassis (7JD, 7JE, 7JL, 7JY, 7JZ, 7FD) 													
1.9 TDI	62/84	01/06->11/09	CV Joint	R	F	MT	*				GS-3949	A:26/B:28/D:50/L:268,5	
			CV Joint	L	F	MT	*				GS-3950	B:28/D2:108/L:32	
			CV Joint		F	5MT	*		->ch.7H-A-050 000; ch.7H-3-000 001-;	engine BRR		GS-3951	A:38/B:27/D:63/L:168
			Drive Shaft		F	5MT					AW-5472	A:26/B:37/D:50/L:136,5	
			Drive Shaft		F	6MT					AW-5473	A:26/B:42/D:60/L:135,5	
1.9 TDI	63/85	04/03->11/09	CV Joint	R	F	MT	*				GS-3949	A:26/B:28/D:50/L:268,5	
			CV Joint	L	F	MT	*				GS-3950	B:28/D2:108/L:32	
			CV Joint		F	5MT	*		->ch.7H-A-050 000; ch.7H-3-000 001-;	engine AXC		GS-3951	A:38/B:27/D:63/L:168
			Drive Shaft	R	F	5MT			engine AXC		AW-4838	A:38/B:26/D:63/L:858	
			Drive Shaft	L	F				engine AXC		AW-4839	A:38/D:63/L:645	
1.9 TDI	77/105	04/03->11/09	Drive Shaft		F	5MT				engine AXC	AW-5472	A:26/B:37/D:50/L:136,5	
			Drive Shaft		F	6MT				AW-5473	A:26/B:42/D:60/L:135,5		
			CV Joint	R	F	MT	*				GS-3949	A:26/B:28/D:50/L:268,5	
			CV Joint	L	F	MT	*				GS-3950	B:28/D2:108/L:32	
			CV Joint		F	5MT	*		->ch.7H-A-050 000; ch.7H-3-000 001-;	engine AXB		GS-3951	A:38/B:27/D:63/L:168
1.9 TDI	75/102	06/06->11/09	Drive Shaft	R	F	5MT			engine AXB		AW-4838	A:38/B:26/D:63/L:858	
			Drive Shaft	L	F				engine AXB		AW-4839	A:38/D:63/L:645	
			Drive Shaft		F	5MT					AW-5472	A:26/B:37/D:50/L:136,5	
			Drive Shaft		F	6MT					AW-5473	A:26/B:42/D:60/L:135,5	
			CV Joint	R	F	MT	*				GS-3949	A:26/B:28/D:50/L:268,5	
2.0	85/115	11/03->	CV Joint	L	F	MT	*				GS-3950	B:28/D2:108/L:32	
			CV Joint		F	5MT	*		->ch.7H-A-050 000; ch.7H-3-000 001-;	engine AXA		GS-3951	A:38/B:27/D:63/L:168
			Drive Shaft	R	F	5MT			engine AXA		AW-4838	A:38/B:26/D:63/L:858	
			Drive Shaft	L	F				engine AXA		AW-4839	A:38/D:63/L:645	
			Drive Shaft		F	5MT			->08/15		AW-5472	A:26/B:37/D:50/L:136,5	
2.0 BitDI	132/180	09/09->	Drive Shaft		F	6MT				->08/15	AW-5473	A:26/B:42/D:60/L:135,5	
			Drive Shaft		F	5MT				->08/15	AW-5472	A:26/B:37/D:50/L:136,5	
2.0 BitDI 4motion	132/180	09/09->	Drive Shaft		F	6MT				->08/15	AW-5473	A:26/B:42/D:60/L:135,5	
			CV Joint		F		*		05/10->		GS-3952	A:38/B:29/D:63/L:172,5	
			Drive Shaft		F	5MT			->08/15; 01/10->		AW-5472	A:26/B:37/D:50/L:136,5	
			Drive Shaft		F	6MT			->08/15; 01/10->	AW-5473	A:26/B:42/D:60/L:135,5		

					Technical Specification				
kw/HP	Type	L/R	F/R	AT/MT	ABS				
2.0 TDI	Drive Shaft	L	F	MT				AW-4840	A:38/B:26/D:63/L:613
	Drive Shaft		F	5MT		--08/15		AW-5472	A:26/B:37/D:50/L:136,5
	Drive Shaft		F	6MT		--08/15		AW-5473	A:26/B:42/D:60/L:135,5
2.0 TDI	Drive Shaft		F	5MT		--08/15		AW-5472	A:26/B:37/D:50/L:136,5
	Drive Shaft		F	6MT		--08/15		AW-5473	A:26/B:42/D:60/L:135,5
2.0 TDI	Drive Shaft		F	5MT		--08/15		AW-5472	A:26/B:37/D:50/L:136,5
	Drive Shaft		F	6MT		--08/15		AW-5473	A:26/B:42/D:60/L:135,5
2.0 TDI	Drive Shaft		F	5MT		--08/15		AW-5472	A:26/B:37/D:50/L:136,5
	Drive Shaft		F	6MT		--08/15		AW-5473	A:26/B:42/D:60/L:135,5
2.0 TDI	CV Joint		F	AT	*	05/10->		GS-3952	A:38/B:29/D:63/L:172,5
	Drive Shaft		F	5MT		--08/15		AW-5472	A:26/B:37/D:50/L:136,5
	Drive Shaft		F	6MT		--08/15		AW-5473	A:26/B:42/D:60/L:135,5
2.0 TDI 4motion	Drive Shaft	L	F					AW-4840	A:38/B:26/D:63/L:613
	Drive Shaft		F	5MT		--08/15		AW-5472	A:26/B:37/D:50/L:136,5
	Drive Shaft		F	6MT		--08/15		AW-5473	A:26/B:42/D:60/L:135,5
2.0 TDI 4motion	CV Joint		F		*	05/10->		GS-3952	A:38/B:29/D:63/L:172,5
	Drive Shaft		F	5MT		--08/15		AW-5472	A:26/B:37/D:50/L:136,5
	Drive Shaft		F	6MT		--08/15		AW-5473	A:26/B:42/D:60/L:135,5
2.0 TSI	Drive Shaft		F	5MT		--08/15		AW-5472	A:26/B:37/D:50/L:136,5
	Drive Shaft		F	6MT		--08/15		AW-5473	A:26/B:42/D:60/L:135,5
2.5 TDI	CV Joint		F		*	engine AXD		GS-3951	A:38/B:27/D:63/L:168
	CV Joint	R	F	MT	*			GS-4769	A:26/B:30/D:50/L:366
	Drive Shaft	L	F	6AT; 6MT		engine AXD		AW-4840	A:38/B:26/D:63/L:613
	Drive Shaft	R	F	6MT		--12/05; engine AXD		AW-4841	A:38/B:26/D:63/L:873
	Drive Shaft		F	5MT				AW-5472	A:26/B:37/D:50/L:136,5
	Drive Shaft		F	6MT				AW-5473	A:26/B:42/D:60/L:135,5
2.5 TDI	CV Joint		F		*	engine AXE		GS-3952	A:38/B:29/D:63/L:172,5
	CV Joint	R	F	MT	*			GS-4769	A:26/B:30/D:50/L:366
	Drive Shaft	L	F	6AT; 6MT		engine AXE		AW-4840	A:38/B:26/D:63/L:613
	Drive Shaft	R	F	6MT		--12/05; engine AXE		AW-4841	A:38/B:26/D:63/L:873
	Drive Shaft		F	5MT				AW-5472	A:26/B:37/D:50/L:136,5
	Drive Shaft		F	6MT				AW-5473	A:26/B:42/D:60/L:135,5
2.5 TDI 4motion	CV Joint		F		*			GS-3952	A:38/B:29/D:63/L:172,5
	Drive Shaft	L	F					AW-4840	A:38/B:26/D:63/L:613
	Drive Shaft		F	5MT				AW-5472	A:26/B:37/D:50/L:136,5
2.5 TDI 4motion	Drive Shaft		F	6MT				AW-5473	A:26/B:42/D:60/L:135,5
	CV Joint		F		*	ch.7H-6-000 001->; engine AXD		GS-3952	A:38/B:29/D:63/L:172,5
	Drive Shaft	L	F	6MT				AW-4840	A:38/B:26/D:63/L:613
	Drive Shaft		F	5MT				AW-5472	A:26/B:37/D:50/L:136,5
	Drive Shaft		F	6MT				AW-5473	A:26/B:42/D:60/L:135,5
3.2 V6	CV Joint		F		*			GS-3952	A:38/B:29/D:63/L:172,5
	Drive Shaft	L	F	6AT				AW-4840	A:38/B:26/D:63/L:613
	Drive Shaft		F	5MT				AW-5472	A:26/B:37/D:50/L:136,5
3.2 V6	Drive Shaft		F	6MT				AW-5473	A:26/B:42/D:60/L:135,5
	CV Joint		F		*			GS-3952	A:38/B:29/D:63/L:172,5
	Drive Shaft	L	F	6AT				AW-4840	A:38/B:26/D:63/L:613



KW/HP



Type

L/R

F/R

AT/MT









ABS



Technical Specification

VENTO (1H2)

Power (KW/HP)	Year Range	Type	L/R	F/R	AT/MT	Steering	ABS	Engine	Part Numbers	Technical Specification
1.4	40/55	11/91->09/98	CV Joint		F		*	engine ABD	GS-3178	B:33/D2:92/L:32
			CV Joint			MT	*		GS-3181	A:22/B:30/D:53/L:129,5
			Drive Shaft	L	F			engine AEX	AW-4239	A:22/D:50/L:562/D2:92
1.4	44/60	11/91->09/98	CV Joint		F		*	engine ABD	GS-3178	B:33/D2:92/L:32
			CV Joint			MT	*		GS-3181	A:22/B:30/D:53/L:129,5
			Drive Shaft	L	F			engine AEX	AW-4239	A:22/D:50/L:562/D2:92
1.6	55/75	09/92->09/98	CV Joint		F		*	engine ABU	GS-3178	B:33/D2:92/L:32
			CV Joint			MT	*		GS-3181	A:22/B:30/D:53/L:129,5
			Drive Shaft	L	F			engine AEA; engine AEE	AW-4239	A:22/D:50/L:562/D2:92
1.6	74/101	10/94->09/98	CV Joint			MT	*		GS-3181	A:22/B:30/D:53/L:129,5
			CV Joint			AT	*		GS-3183	A:22/B:30/D:53,2/L:139
			Drive Shaft	L	F	MT		engine AEK; engine AFT	AW-4239	A:22/D:50/L:562/D2:92
1.8	55/75	11/91->09/98	CV Joint	L; R	F	MT	*	--12/97	GS-3170	B:33/L:34
			CV Joint	L	F	AT; MT	*		GS-3175	B:33/D2:100/L:34
			CV Joint	R	F	AT; MT	*		GS-3182	B:33/D2:100/L:34
			CV Joint			AT; MT	*		GS-3183	A:22/B:30/D:53,2/L:139
			Drive Shaft	L	F	MT		engine AAM	AW-4245	A:22/D:53,2/L:557/D2:100
1.8	66/90	11/91->09/98	CV Joint	L; R	F	MT	*	--07/97	GS-3170	B:33/L:34
			CV Joint	L	F	AT; MT	*		GS-3175	B:33/D2:100/L:34
			CV Joint	R	F	AT; MT	*		GS-3182	B:33/D2:100/L:34
			CV Joint			AT; MT	*		GS-3183	A:22/B:30/D:53,2/L:139
			Drive Shaft	L	F	MT		engine ABS; engine ADZ	AW-4245	A:22/D:53,2/L:557/D2:100
1.9 D	48/65	11/91->09/98	CV Joint		R	F	*	engine 1Y	GS-3178	B:33/D2:92/L:32
			CV Joint			MT	*		GS-3181	A:22/B:30/D:53/L:129,5
			Drive Shaft	L	F			engine 1Y	AW-4239	A:22/D:50/L:562/D2:92
1.9 SDI	47/64	04/97->09/98	CV Joint		R	F	*	engine AEY	GS-3178	B:33/D2:92/L:32
			CV Joint				*		GS-3181	A:22/B:30/D:53/L:129,5
			Drive Shaft	L	F			engine AEY	AW-4239	A:22/D:50/L:562/D2:92
1.9 TD	55/75	11/91->09/98	CV Joint	L; R	F	MT	*	--12/97	GS-3170	B:33/L:34
			CV Joint	L	F	MT	*		GS-3175	B:33/D2:100/L:34
			CV Joint	R	F	MT	*		GS-3182	B:33/D2:100/L:34
			CV Joint			MT	*		GS-3183	A:22/B:30/D:53,2/L:139
			Drive Shaft	L	F	MT		engine AAZ	AW-4245	A:22/D:53,2/L:557/D2:100
1.9 TDI	81/110	04/96->09/98	CV Joint	L; R	F	MT	*	--12/97	GS-3170	B:33/L:34
			CV Joint	L	F	MT	*	+ plain spring disc	GS-3175	B:33/D2:100/L:34
			CV Joint	R	F	MT	*	+ serrated spring disc	GS-3182	B:33/D2:100/L:34
			CV Joint			MT	*		GS-3183	A:22/B:30/D:53,2/L:139
			CV Joint	L; R	F	MT	*	--12/97	GS-3184	A:22/B:30/D:53/L:139,5
			Drive Shaft	L	F	MT		engine AFN	AW-4245	A:22/D:53,2/L:557/D2:100
			Drive Shaft	R	F	MT		--12/97	AW-4244	A:22/D:53/L:793/D2:100
1.9 TDI	66/90	09/93->09/98	CV Joint				*	+ plain spring disc	GS-3175	B:33/D2:100/L:34
			CV Joint				*	+ serrated spring disc	GS-3182	B:33/D2:100/L:34
			CV Joint			MT	*		GS-3183	A:22/B:30/D:53,2/L:139
			CV Joint	L; R	F	MT	*	--12/97	GS-3184	A:22/B:30/D:53/L:139,5
			Drive Shaft	L	F	MT		01/96->; engine 1Z; engine AHU; engine ALE	AW-4245	A:22/D:53,2/L:557/D2:100
Drive Shaft	R	F	MT		--12/97	AW-4246	A:22/D:53/L:793/D2:100			

	kW/HP		Type	L/R	F/R	AT/MT			ABS			Technical Specification
2.0	85/115	11/91-->09/98	CV Joint	L; R	F	MT		*	-->12/97		GS-3170	B:33/L:34
			CV Joint	L	F	AT; MT		*			GS-3175	B:33/D2:100/L:34
			CV Joint	R	F	AT; MT		*			GS-3182	B:33/D2:100/L:34
			CV Joint			AT; MT		*			GS-3183	A:22/B:30/D:53,2/L:139
			CV Joint		F	MT		*			GS-3185	A:36/B:30/D:53,2/L:138,5
2.8 VR6	128/174	01/92-->09/98	CV Joint	L; R	F	MT		*	-->12/97		GS-3170	B:33/L:34
			CV Joint	L	F	MT		*	+ plain spring disc		GS-3175	B:33/D2:100/L:34
			CV Joint	R	F	MT		*	+ serrated spring disc		GS-3182	B:33/D2:100/L:34
			CV Joint		F			*	engine AAA		GS-3185	A:36/B:30/D:53,2/L:138,5

Umschlüsselungsliste / Cross list

ALFAROME/FIAT/	ZEKERT								
0046307241	GS-3394	1487937088	AW-4416	46307406	GS-3883	46308371	GS-4029	60815368	GS-3756
0046307398	GS-3394	1491240080	AW-4418	46307466	AW-4706	46308391	GS-4027	60815370	GS-3394
0060515370	GS-3394	1495537080	GS-3377	46307467	AW-4707	46308483	GS-4030	700611	GS-3102
0060815227	GS-3394	1495541080	GS-3377	46307557	GS-3708	46308484	GS-4029	7078573	GS-3655
0060815370	GS-3394	1495542080	AW-4422	46307565	AW-4706	46308485	GS-4031	7081591	GS-3688
07629168	GS-3228	1495545080	AW-4453	46307572	GS-3856	46308487	GS-4027	71740557	GS-3900
07660834	GS-3228	1495545080	GS-3375	46307659	GS-3902	46308498	GS-4027	71771174	GS-4030
1349785080	GS-4029	1495546080	AW-4452	46307674	AW-4803	46308519	GS-4017	71771176	GS-4031
1349786080	GS-4030	1496137080	AW-4452	46307678	AW-4804	46308703	GS-4820	71771178	GS-4820
1349786080	GS-4027	1497187088	GS-4034	46307742	GS-3774	46308707	GS-4017	71790991	GS-4030
1349787080	GS-4031	1497188088	GS-4034	46307792	AW-4707	51705516	GS-3900	71791000	GS-4030
1349788080	GS-4029	164002E11	GS-3232	46307887	GS-3774	51706611	GS-3900	7627971	GS-3107
1349789080	GS-4030	42601388	GS-3227	46307889	GS-3708	51733777	GS-4016	7629168	GS-3228
1349790080	GS-4031	463007241	GS-3394	46307901	GS-3688	51854039	GS-4017	7629457	GS-3228
1355333080	GS-4031	46307034	GS-3389	46307906	GS-3902	51854040	GS-4017	7631082	GS-3229
1355334080	GS-4031	46307080	GS-3229	46307913	GS-3856	55700562	GS-4015	7633434	GS-3230
1357488080	GS-4031	46307094	GS-3239	46307924	GS-3774	5890430	GS-3232	7646401	GS-3232
1463105080	AW-4419	46307122	GS-3655	46308000	GS-3968	60515370	GS-3394	7652957	GS-3232
1463107080	AW-4417	46307169	GS-3389	46308205	GS-3856	60584662	GS-3233	7652958	GS-3107
1463108080	AW-4418	46307234	GS-3756	46308206	GS-3902	60605055	GS-3107	7656944	GS-3230
1478551080	AW-4416	46307241	GS-3394	46308230	GS-3901	60802000	GS-3774	7656945	GS-3232
1478552080	AW-4415	46307246	GS-3689	46308235	GS-4021	60810018	GS-3232	7656949	GS-3107
1481451080	GS-3380	46307301	GS-3688	46308322	GS-4017	60811033	GS-3107	7659161	GS-3229
1481452080	GS-3380	46307309	GS-3688	46308337	GS-4015	60812760	GS-3389	7659167	GS-3228
1487936088	AW-4415	46307394	GS-3707	46308369	GS-4030	60815021	GS-3689	7659169	GS-3228
		46307398	GS-3394	46308370	GS-4031	60815227	GS-3394	7688157	GS-3107

Umschlüsselungsliste / Cross list

7692993	GS-3107	96184031	AW-4317	33211226904	AW-4204	04808883	AW-4517	327202	GS-3205
7698900	GS-3232	9619947588	AW-4430	33211226905	AW-4204	04808883	GS-3601	327209	GS-3205
7700010	GS-3232	9619947688	AW-4432	33211227032	AW-4202	04808965	AW-4517	327209	AW-4366
7750299	GS-3230	9621456488	GS-3382	33211227404	AW-4204	04808971	AW-4517	32720F	AW-4369
7750300	GS-3107	9626084088	GS-3380	33211227585	AW-4204	05017653AA	GS-4535	32720G	AW-4369
7750301	GS-3232	BMW	ZEKKERT	33211227591	AW-4204	326300	GS-3571	32720H	AW-4616
7771582	GS-3228	26117526822	GS-4902	33211227597	AW-4202	4641981K	AW-4517	327210	AW-4364
82486230	GS-3107	31603450565	GS-4818	33211227599	GS-3101	4808568L	AW-4518	327210	GS-3205
82486231	GS-3232	31603450566	GS-4818	33211227606	AW-4202	4808578L	AW-4518	327211	GS-3205
92601903	GS-3228	31607505004	AW-4708	33211229392	AW-4202	4808580K	AW-4518	327211	AW-4364
95555116	AW-4317	31607505005	GS-3784	33211229420	AW-4514	4808883J	AW-4517	327212	AW-4364
95555117	AW-4318	31607505006	GS-3784	33211229432	AW-4514	4808971K	AW-4517	327212	GS-3205
9555511780	AW-4318	31607505006	AW-4708	33211229587	AW-4202	P4808883	AW-4517	32721F	AW-4622
9559529280	AW-4317	31607529201	GS-4818	33217547069	AW-4856	RL012749AC	GS-3738	32721K	AW-4306
9559529480	AW-4318	31607529202	GS-4818	33217547074	AW-4854	RX012748AC	GS-3738	32721L	AW-4431
95646292	GS-3206	31607545125	GS-4513	33217547076	AW-4854	CITROEN/PEUGE	ZEKKERT	32721N	AW-4615
9566722180	GS-3377	31607561342	AW-4708	CHRYSLER	ZEKKERT	1463105080	AW-4419	32721P	AW-4534
9566722380	GS-3375	31607565314	AW-4708	04641855AE	AW-4517	1463107080	AW-4417	32721V	AW-4777
9567582280	GS-3375	33201229141	AW-4514	04641883AD	AW-4517	1463108080	AW-4418	32721W	AW-4777
9607411180	AW-4317	33201229374	AW-4514	04641975	AW-4517	1491239080	AW-4417	32721X	AW-4773
9617303280	AW-4317	33211225942	AW-4200	04641981	AW-4517	327000	AW-4300	32721X	GS-3872
9617303480	AW-4319	33211225943	AW-4200	04660487	AW-4517	32720	AW-4369	327220	AW-4312
9617408188	AW-4427	33211226047	AW-4205	04808125	AW-4517	327200	AW-4366	32722H	AW-4371
9617408188	GS-3380	33211226720	AW-4205	04808135	AW-4517	327200	AW-4312	32722P	AW-4534
9617408288	GS-3380	33211226860	AW-4200	04808578	AW-4518	327200000	GS-3213	32722Q	AW-4557
9617408288	AW-4425	33211226901	AW-4200	04808873	AW-4517	32720000000	AW-4366	32722X	AW-4773

Umschlüsselungsliste / Cross list

32723C	AW-4656	32726W	AW-4615	32729J	AW-4306	3272ER	AW-4800	3272J7	AW-4416
32723C	GS-3715	32726X	AW-4771	32729K	AW-4416	3272ES	GS-3890	3272J8	AW-4416
32723J	AW-4303	32726Y	AW-4565	32729L	AW-4616	3272EV	AW-4797	3272JY	GS-4014
32723L	AW-4656	327275	AW-4381	32729N	AW-4530	3272EW	AW-4797	3272K2	AW-4312
32723Q	AW-4557	327276	AW-4312	32729R	AW-4615	3272F5	AW-4366	3272K4	AW-4371
327248	AW-4317	32727C	AW-4371	32729W	AW-4772	3272F9	AW-4317	3272K7	AW-4426
32724C	GS-3715	32727E	GS-3714	3272AA	AW-4386	3272FG	GS-3989	3272K8	AW-4426
32724C	AW-4656	32727E	AW-4624	3272AC	AW-4386	3272FP	GS-3640	3272KL	GS-3989
32724K	AW-4312	32727F	AW-4626	3272AE	AW-4758	3272FR	GS-3891	3272KW	GS-3891
32724R	AW-4381	32727G	AW-4624	3272AF	AW-4758	3272FT	GS-3982	3272KY	GS-3871
32724T	GS-3860	32727K	AW-4417	3272AH	GS-3778	3272FW	GS-3959	3272L0	AW-4426
327250	AW-4303	32727N	AW-4317	3272C7	GS-3217	3272FW	AW-4790	3272L1	AW-4431
327251	AW-4306	32727W	AW-4615	3272CH	AW-4419	3272GE	GS-3911	3272L2	AW-4368
327254	AW-4303	327283	GS-3216	3272CK	AW-4417	3272GG	GS-3911	3272L3	AW-4368
327256	AW-4306	327285	AW-4317	3272CL	AW-4417	3272GL	GS-3985	3272L4	AW-4371
32725C	AW-4660	32728E	GS-3714	3272CN	AW-4416	3272GY	GS-3380	3272L9	AW-4430
32725L	AW-4565	32728E	AW-4659	3272CQ	AW-4624	3272H3	AW-4366	3272LA	GS-3871
32725X	GS-3871	32728F	AW-4626	3272CQ	GS-3716	3272H8	AW-4381	3272LE	GS-3989
32725X	AW-4771	32728J	AW-4303	3272CS	GS-3717	3272HR	AW-4800	3272L6	GS-3989
327261	AW-4369	32728N	AW-4530	3272EH	GS-4005	3272J0	AW-4419	3272LP	GS-3989
32726C	AW-4660	32728R	AW-4615	3272EH	AW-4777	3272J1	AW-4417	3272LV	AW-4772
32726E	AW-4624	32728W	AW-4772	3272EN	AW-4790	3272J2	AW-4453	3272LW	AW-4773
32726E	GS-3714	32728W	GS-3872	3272EN	GS-3890	3272J3	AW-4419	3272M0	AW-4430
32726F	AW-4626	32729C	GS-3380	3272EP	AW-4790	3272J4	AW-4419	3272NP	GS-4034
32726K	AW-4419	32729E	GS-3714	3272EQ	AW-4800	3272J5	AW-4417	3272NQ	GS-4034
32726W	GS-3668	32729E	AW-4659	3272EQ	GS-3891	3272J6	AW-4417	3272NT	AW-4777

Umschlüsselungsliste / Cross list

3272P5	AW-4431	3272Y3	GS-3640	32731J	AW-4368	327360	GS-3206	327387	AW-4321
3272PA	GS-4030	3272Y4	AW-4615	32731K	AW-4333	327362	GS-3206	32738G	GS-3860
3272PC	GS-4030	3272Y5	AW-4615	32732Y	AW-4621	327362	AW-4318	32738G	AW-4755
3272PF	GS-4031	3272Y6	AW-4565	32732Z	AW-4621	327366	AW-4312	32738H	AW-4755
3272Q	AW-4557	3272Y7	AW-4565	32733L	AW-4657	327367	AW-4312	32738J	AW-4775
3272R5	AW-4312	3272Y8	AW-4565	32733M	AW-4657	327368	AW-4300	32738K	AW-4775
3272RL	GS-3380	3272Z2	AW-4566	32733Q	GS-3380	32736A	AW-4564	32738P	AW-4775
3272RT	AW-4800	3272Z7	GS-3640	32733X	GS-3714	32736A	AW-4627	32739Z	GS-3668
3272S2	AW-4531	327300	AW-4302	32733Y	GS-3714	32736H	AW-4623	32739Z	AW-4330
3272S5	AW-4531	3273000000	AW-4368	32733Z	AW-4623	32736J	AW-4333	3273AA	AW-4330
3272S5	GS-3620	3273000000	GS-3213	32734G	AW-4567	32736K	AW-4330	3273AC	GS-3872
3272S6	GS-3622	327306	AW-4425	32734H	AW-4623	32736R	AW-4318	3273AC	AW-4769
3272SE	GS-4034	327309	AW-4415	32734J	AW-4623	32736T	AW-4527	3273AE	AW-4769
3272SS	GS-4031	32730Q	AW-4333	32734Y	AW-4385	32736V	AW-4527	3273AH	AW-4770
3272T2	AW-4381	32730R	AW-4330	32734Z	AW-4385	32736Y	AW-4552	3273AH	GS-3872
3272V0	AW-4426	32730S	AW-4330	327356	AW-4302	32736Z	AW-4552	3273AH	GS-3871
3272V0	AW-4427	32730T	AW-4330	32735J	AW-4300	327371	GS-3205	3273AJ	AW-4770
3272V2	AW-4306	32730V	AW-4627	32735P	AW-4321	327378	AW-4365	3273AL	AW-4757
3272V3	AW-4416	32730W	AW-4564	32735S	AW-4423	327379	AW-4363	3273AN	AW-4757
3272V4	AW-4416	32730X	AW-4564	32735T	AW-4418	327379	GS-3205	3273C5	AW-4368
3272V5	AW-4416	32730Y	GS-3778	32735V	AW-4415	32737E	AW-4425	3273C7	AW-4318
3272W0	AW-4371	327310	AW-4415	32735W	AW-4415	32737H	AW-4558	3273C7	GS-3206
3272W5	AW-4303	327313	AW-4415	32735X	AW-4432	32737J	AW-4558	3273C8	AW-4300
3272W8	AW-4306	327315	AW-4425	32735Y	AW-4425	32737W	AW-4330	3273C8	AW-4302
3272Y2	AW-4616	32731C	AW-4623	327360	AW-4317	327381	AW-4363	3273CH	AW-4423
3272Y3	AW-4615	32731H	AW-4368	327360	AW-4318	327381	GS-3205	3273CJ	AW-4423

Umschlüsselungsliste / Cross list

3273CK	AW-4418	3273JR	GS-4014	3273Q8	AW-4423	95591073	AW-4312	9567582280	GS-3375
3273CN	AW-4415	3273K2	AW-4330	3273Q9	AW-4423	9559529280	AW-4317	96021731	AW-4321
3273CQ	GS-3714	3273K3	AW-4330	3273R0	AW-4418	9559529480	AW-4318	96031845	AW-4330
3273CQ	GS-3716	3273K5	AW-4333	3273R1	AW-4418	95601867	AW-4300	96033355	AW-4301
3273CS	GS-3717	3273K6	AW-4368	3273R2	AW-4415	95601868	AW-4301	96033369	AW-4300
3273CY	GS-3982	3273K7	AW-4333	3273R3	AW-4415	95601887	AW-4300	96042941	AW-4301
3273E12	AW-4368	3273KJ	GS-3891	3273S1	AW-4425	95606802	GS-3206	96042942	AW-4300
3273EA	GS-3959	3273KL	GS-3871	3273S2	AW-4425	95606803	GS-3206	96048666	AW-4306
3273EA	AW-4791	3273KP	GS-3871	3273S6	AW-4799	95606803	AW-4317	96049018	AW-4333
3273EG	GS-3911	3273KR	GS-3989	3273SV	GS-4034	95606804	GS-3206	9607411480	AW-4317
3273EJ	AW-4775	3273L1	AW-4368	3273T3	AW-4432	95606804	AW-4318	96091416	AW-4330
3273EN	AW-4791	3273L4	AW-4365	3273T4	AW-4432	95615878	GS-3205	96095217	AW-4306
3273EP	AW-4791	3273L7	AW-4365	3273X	AW-4564	95619481	AW-4312	96141635	GS-3216
3273EQ	AW-4799	3273LP	AW-4769	3273X8	AW-4321	95624994	AW-4301	96141637	GS-3217
3273EQ	GS-3891	3273N2	AW-4363	3273Y7	AW-4526	95624995	AW-4300	96164213	GS-3216
3273ER	AW-4799	3273NP	GS-4034	3273Y9	AW-4526	95644404	AW-4321	96167304	AW-4330
3273ES	GS-3890	3273NQ	GS-4034	3273Z0	AW-4553	95646292	GS-3206	96171857	AW-4333
3273EV	AW-4798	3273P7	AW-4365	3273Z1	AW-4553	95648547	AW-4301	96171875	AW-4330
3273EW	AW-4798	3273PJ	GS-4030	327477	AW-4317	95648548	AW-4300	9617303480	AW-4319
3273G1	AW-4382	3273PK	GS-4030	327477	GS-3206	95654730	AW-4312	96173636	AW-4330
3273G9	GS-3216	3273PN	GS-4031	327478	GS-3206	95656495	GS-3213	9617408188	GS-3380
3273GC	GS-3985	3273PX	GS-4031	327478	AW-4318	95656595	GS-3213	9617408288	GS-3380
3273GQ	GS-3380	3273Q2	AW-4382	72728L	AW-4626	95666908	AW-4306	96184031	AW-4317
3273GZ	GS-4005	3273Q5	AW-4423	72737X	AW-4330	95666940	AW-4306	96184033	AW-4318
3273H1	AW-4318	3273Q6	AW-4418	95555116	AW-4317	9566722180	GS-3377	9621456488	GS-3382
3273HH	AW-4799	3273Q7	AW-4452	95555117	AW-4318	9566722380	GS-3375	9626083988	AW-4426

Umschlüsselungsliste / Cross list

9626084088	AW-4425	93741015	GS-3733	96298465	GS-3704	1003548	GS-3606	1079584	GS-3161
9626084088	GS-3380	96160589	GS-3558	96298466	GS-3704	1003550	GS-3607	1079584	GS-3162
9630767080	AW-4624	96160590	GS-3558	96298467	GS-3703	1007695	GS-3574	1079587	GS-3146
9630767280	AW-4657	96183138	GS-3706	96298468	GS-3703	1008381	AW-4231	1084716	GS-3574
9630767880	AW-4660	96183139	GS-3706	96328841	GS-3939	1008402	AW-4229	1097313	AW-4503
9636786880	AW-4770	96225969	GS-3706	96328842	GS-3939	1016692	AW-4504	1097317	AW-4503
9637117780	AW-4773	96225970	GS-3706	96348782	GS-3946	1020964	AW-4503	1097318	AW-4504
9637117880	AW-4769	96241974	GS-4552	96348783	GS-3946	1020967	AW-4504	1097319	AW-4507
96666908	AW-4306	96243575	GS-3703	96348790	GS-3932	1023209	AW-4232	1097321	AW-4504
P0595T	AW-4321	96245285	GS-3819	96348791	GS-3932	1023209	AW-4233	1097322	AW-4504
DAEWOO	ZEKKERT	96256953	GS-3703	96349953	GS-3819	1023211	AW-4231	1111900	GS-3576
26010773	GS-3563	96256954	GS-3703	96391014	GS-3703	1023211	AW-4230	1122810	AW-4668
26010774	GS-3557	96256965	GS-3703	96391550	GS-3932	1023212	AW-4229	1125045	AW-4502
26013813	GS-3560	96256966	GS-3703	96391551	GS-3932	1023213	AW-4229	1129668	GS-3724
26013831	GS-3560	96257801	GS-3703	96391555	GS-3946	1023247	GS-3160	1132482	AW-4503
26073810	GS-3560	96257802	GS-3557	96474834	GS-3705	1023250	GS-3162	1132487	AW-4503
510416	GS-3557	96257802	GS-4552	96474835	GS-3705	1023250	GS-3161	1132493	AW-4504
510418	GS-3558	96257803	GS-3704	96481004	GS-3939	1033616	GS-3142	1132495	AW-4507
510433	GS-3557	96257804	GS-3705	96486854	GS-3703	1063496	GS-3723	1132497	AW-4504
510734	GS-3560	96257821	AW-4675	96489832	GS-3819	1063498	GS-3724	1132498	AW-4504
510736	GS-3557	96257822	AW-4674	96489842	GS-3703	1078670	GS-3606	1141768	AW-4670
510736A	GS-3557	96257823	AW-4676	96489845	GS-3563	1078675	GS-3607	1142787	GS-3884
510851	GS-3703	96273570	GS-3733	96564144	GS-3733	1078677	GS-3145	1142788	GS-3892
513315	GS-3560	96273571	GS-3733	96888653	GS-4780	1078680	GS-3143	1142790	AW-4782
513316	GS-3557	96273759	GS-4008	FORD	ZEKKERT	1078682	GS-3142	1142794	AW-4781
93486853	GS-3703	96273760	GS-3947	06483685	GS-3145	1079583	GS-3160	1148219	GS-3882

Umschlüsselungsliste / Cross list

1214379	GS-4773	1420536	AW-4668	1506722	AW-4781	2S613B436AG	AW-4782	36011300	GS-4934
1223785	GS-3970	1426735	GS-4939	1506723	AW-4782	2S613B437AB	AW-4781	3652045	GS-3724
1233602	AW-4502	1434479	GS-4026	1511458	GS-4939	2S613B437AC	AW-4781	3652045	AW-4670
1302515	GS-3970	1434481	GS-4026	1537377	GS-3884	2S613B437AD	AW-4781	3652047	AW-4669
1306055	GS-3969	1437736	GS-4853	1552939	GS-4355	2S613B437AE	AW-4781	3652047	GS-3724
1322209	GS-3971	1446223	GS-4853	1565594	GS-4858	2S6W3A327AB	GS-3884	3667428	GS-3724
1322221	GS-3971	1446227	GS-4853	1602942	AW-4668	2S6W3B437FC	GS-3882	3667428	AW-4667
1322224	GS-4354	1446283	GS-4857	1659059	GS-3143	2T143B436AC	AW-4848	3667429	GS-3724
1326260	GS-3842	1447553	GS-4813	1667774	GS-4853	2T143B436AD	AW-4848	3667429	AW-4668
1328094	GS-4868	1447554	GS-4773	1667811	GS-4853	2T143B436AE	AW-4848	3959551	AW-4669
1328359	GS-3815	1447555	GS-4873	1667941	GS-4853	2T143B436AF	AW-4848	3C113A327BA	GS-4942
1328362	AW-4848	1451974	GS-4354	1667957	GS-4853	2T143B436AG	AW-4848	3M513B437DAF	GS-3970
1328363	AW-4830	1459738	GS-4853	1692088	GS-4907	2T143B436AG	GS-3929	4104911	AW-4727
1328365	AW-4829	1460786	GS-4853	1722076	GS-4936	2T143B436AH	AW-4848	4106372	GS-3846
1329584	GS-3929	1461243	GS-4354	1C153A327BA	GS-3815	2T143B436CA	AW-4830	4106377	GS-3846
1329586	GS-3929	1468572	AW-4782	1C153B437CD	AW-4727	2T143B436CC	AW-4830	4119951	GS-3815
1345638	GS-3994	1483807	GS-4853	1C153B437CF	AW-4727	2T143B436CF	AW-4830	4166492	AW-4727
1348325	AW-4668	1483808	GS-4853	1S7W3B413AA	GS-3842	2T143B437CA	AW-4829	4166906	GS-3869
1355198	GS-4813	1493004	GS-3969	1S7W3B413DA	GS-3843	2T143B437CD	AW-4829	4371796	GS-4774
1359342	AW-4782	1493015	GS-3970	235280201	GS-3842	2T143B437CE	AW-4829	4490557	GS-3929
1359345	AW-4781	1493218	GS-4853	235290201	GS-3843	2T143B437FA	AW-4847	4490558	AW-4847
1359663	GS-3970	1493963	GS-3130	240608ENE0265	GS-3607	2T143B437FB	AW-4847	4501957	GS-3929
1360389	GS-3969	1501261	GS-3929	2S613B436AB	AW-4782	2T143B437FC	AW-4847	4512586	GS-3928
1361301	GS-3724	1501261	AW-4830	2S613B436AC	AW-4782	2T143B437FD	AW-4847	4512587	GS-3929
1417751	AW-4829	1501262	AW-4830	2S613B436AD	AW-4782	3054073111	GS-3139	4512588	GS-3928
1418951	GS-3892	1501263	AW-4829	2S613B436AE	AW-4782	305407311B	GS-3139	4515857	GS-3929

Umschlüsselungsliste / Cross list

4558415	GS-4942	7024787	GS-3162	92AG3K183BA	GS-3145	93BG3B437AE	AW-4234	R93BG3B437AAE	AW-4229
4602016	GS-3815	7024788	GS-3162	92AG3K183DA	GS-3607	95VW3B436BA	AW-4503	R93BG3B437ABD	AW-4229
5029036	AW-4233	7024788	GS-3161	92AG3K183M	GS-3146	95VW3B436DA	AW-4505	R93BG3B437ABE	AW-4229
5029037	AW-4231	7024789	AW-4233	92AG3K187BA	GS-3145	95VW3B436FA	AW-4503	R93BG3B437AE	AW-4234
5029038	AW-4232	7024790	AW-4232	92AG3K187M	GS-3146	95VW3B437BA	AW-4504	R98BX3C242AA	GS-3160
5029039	AW-4230	7024791	AW-4229	93BG3B413AAB	GS-3162	95VW3B437CB	AW-4507	R98FX3C242BA	GS-3607
5029040	AW-4229	7024792	AW-4234	93BG3B413AB	GS-3162	95VW3B437FA	AW-4504	R98FX3C242FA	GS-3142
5029041	AW-4229	7201674	AW-4503	93BG3B413ABB	GS-3160	95VW3B437HA	AW-4504	R98VW3C242AA	GS-3574
5029043	AW-4234	7201677	AW-4504	93BG3B413AE	GS-3162	95VW3BA413AB	GS-3576	XS4C3B413AA	GS-3723
5083616	AW-4847	7201678	AW-4507	93BG3B413BB	GS-3160	95VW3K187BA	GS-3574	XS4C3B413BA	GS-3724
547498103	GS-3137	7294547	GS-3159	93BG3B413BE	GS-3159	95VW3K187BB	GS-3576	XS4W3B436DB	AW-4668
6069110	GS-3119	7294548	GS-3160	93BG3B413CE	GS-3162	96AG3K183AB	GS-3606	XS4W3B437DB	AW-4667
6079195	GS-3119	7294549	AW-4231	93BG3B413DD	GS-3160	96AG3K183BB	GS-3607	XS614K258BA	GS-3892
6099110	GS-3119	7294550	AW-4230	93BG3B413DE	GS-3160	96BG3B413AAB	GS-3161	YM213B437AB	AW-4502
6168422	GS-3142	7294551	AW-4229	93BG3B436AAD	AW-4233	96BG3B413AB	GS-3162	YM213B437AC	AW-4502
6168423	GS-3143	72GG64635BA	GS-3132	93BG3B436AAE	AW-4233	96BG3B413ABB	GS-3160	YM213B473BC	AW-4635
6195781	GS-3145	79TT3K187BA	GS-3119	93BG3B436ABD	AW-4231	97FU4K258CA	GS-3607	GENERAL	ZEKERT
6483685	GS-3145	7M0498099AX	GS-3576	93BG3B436ABE	AW-4231	9T163B436AA	AW-4830	13136379	AW-5040
6485412	GS-3142	7M0498099X	GS-3574	93BG3B436AD	AW-4232	9T163B437AA	AW-4829	13243461	AW-4645
6485414	GS-3143	7M0498340X	GS-3574	93BG3B436AE	AW-4232	MD206060XD	GS-4260	1603233	GS-3900
6485415	GS-3146	81AG3K187AA	GS-3119	93BG3B436BD	AW-4230	R93BG3B436AAE	AW-4233	24462241	AW-5041
6757622	GS-3160	81AG3K187M	GS-3119	93BG3B436BE	AW-4230	R93BG3B436ABD	AW-4231	26029827	AW-4217
6757666	AW-4231	89FG3K183AA	GS-3142	93BG3B437AAE	AW-4229	R93BG3B436ABE	AW-4231	26029828	AW-4255
6757668	AW-4230	89FG3K187BA	GS-3143	93BG3B437ABD	AW-4229	R93BG3B436AE	AW-4232	26032411	GS-3195
6757672	AW-4229	89FG3K187CA	GS-3143	93BG3B437ABE	AW-4229	R93BG3B436BD	AW-4230	26032414	AW-4217
7024787	GS-3161	92333203200	GS-3132	93BG3B437AD	AW-4234	R93BG3B436BE	AW-4230	26060699	GS-3828

Umschlüsselungsliste / Cross list

26067600	GS-3828	90498412	GS-3600	93182575	GS-3983	96396135	GS-3732	44010SH3A03	GS-3427
26089775	GS-3195	90498637	AW-4515	93182576	GS-3901	96639350	GS-4133	44010SH3G12	GS-3427
26094867	AW-4731	90511447	AW-4515	93182585	GS-4859	96945483	GS-4775	44010SL4950	GS-3473
26095017	AW-4730	90538427	GS-3701	93190187	GS-4017	96963323	GS-3946	44010SL5N01	GS-3472
510416	GS-4322	90538428	GS-3599	93190193	GS-4015	96963324	GS-3946	44010SL5N01	GS-4771
510851	GS-3703	90538595	GS-3702	93190195	GS-4881	HONDA	ZEKKERT	44010SL5N02	GS-3473
513315	GS-3560	90538603	AW-4645	93192082	AW-4217	42018SXS01	GS-4909	44010SL5N80	GS-3473
90095159	GS-3122	90538604	AW-4647	93225238	GS-3124	42320-S0E-300	GS-4777	44010SL5N82	GS-3473
90125875	GS-3124	9109186	AW-4680	93225287	GS-3124	42330SXS01	GS-4909	44010SM4010	GS-3472
90142329	GS-3127	91166707	AW-4766	93741015	GS-3733	4306SH3J00	GS-3430	44010SM4310	GS-4824
90147008	GS-3124	91166708	AW-4765	93743417	GS-4822	44010S04J01	GS-3478	44010SM4951	GS-3473
90157131	GS-3121	91168794	AW-4766	93743419	GS-4855	44010S04J51	GS-3433	44010SM4A00	GS-3472
90199039	GS-3127	91168795	AW-4765	93852699	AW-4765	44010S07000	GS-3445	44010S04010	GS-4373
90235271	GS-3126	9117409	AW-4647	93856470	AW-4765	44010S10A00	GS-3582	44010S0A950	GS-3762
90297728	GS-3105	9186552	GS-3900	96245286	GS-4322	44010S10A10	GS-3582	44010S0AN50	GS-3762
90304156	GS-3136	9186553	GS-3900	96245311	GS-4323	44010S10A60	GS-4824	44010SR1003	GS-3478
90304775	GS-3135	93170265	GS-3794	96273572	GS-3732	44010S17J30	GS-3582	44010SR3020	GS-3478
90334947	GS-3125	93170266	GS-3794	96273760	GS-3947	44010S30950	GS-4180	44010SR3020	GS-3477
90334948	GS-3128	93170397	GS-3829	96348782	GS-3946	44010S30951	GS-4824	44010SR3030	GS-3478
90345303	GS-3193	93172150	GS-3195	96348790	GS-3932	44010S30N20	GS-4180	44010SR3040	GS-3478
90348324	AW-4218	9317340	GS-3123	96391550	GS-3931	44010S30N50	GS-4180	44010SR3901	GS-3478
90350865	AW-4216	93173409	GS-3900	96391551	GS-3931	44010S47000	GS-4824	44010SR3902	GS-3478
90444327	AW-4216	93173410	GS-3901	96391554	GS-3946	44010S47000	GS-4776	44010SR3903	GS-3478
90496368	GS-3600	93173430	GS-3123	96391554	GS-4904	44010S47950	GS-4180	44010SR3952	GS-3478
90496976	AW-4516	93182543	GS-3984	96391555	GS-3946	44010SH3010	GS-3423	44010SR3J01	GS-3445
90498406	GS-3193	93182571	GS-3987	96391556	GS-4815	44010SH3981	GS-3427	44010SR3J02	GS-3445

Umschlüsselungsliste / Cross list

44010SR3J03	GS-3445	44010SS0982	GS-3473	44010SV4N61	GS-3473	44011SL5N80	GS-3473	44011SR7040	GS-3445
44010SR3J04	GS-3445	44010SS0983	GS-3473	44010SVA000	GS-3472	44011SM4981	GS-3472	44011SR7954	GS-3445
44010SR3J05	GS-3445	44010SS0J80	GS-3473	44010SW5000	GS-4824	44011SM4J81	GS-3473	44011SS0000	GS-3472
44010SR3J51	GS-3445	44010SS0J81	GS-3473	44010SW5950	GS-4180	44011SOA950	GS-3762	44011SS0000	GS-3473
44010SR3J52	GS-3445	44010SS0J82	GS-3473	44010SX0000	GS-4824	44011SOAN50	GS-3762	44011SS0010	GS-3472
44010SR3J53	GS-3445	44010SS0J83	GS-3473	44010SX0000	GS-4776	44011SR3020	GS-3478	44011SS0020	GS-3472
44010SR3J54	GS-3445	44010SS0J84	GS-3473	44010SX0950	GS-4180	44011SR3030	GS-3478	44011SS0020	GS-3473
44010SR3J55	GS-3445	44010ST7900	GS-3478	44011S04951	GS-3608	44011SR3040	GS-3478	44011SS0030	GS-3472
44010SR7000	GS-3445	44010ST7J30	GS-3582	44011S04J01	GS-3478	44011SR3901	GS-3478	44011SS0930	GS-3473
44010SR7010	GS-3445	44010ST7J50	GS-3446	44011S04J51	GS-3433	44011SR3902	GS-3478	44011SS0940	GS-3472
44010SR7020	GS-3445	44010ST7N00	GS-3445	44011S07000	GS-3445	44011SR3903	GS-3478	44011SS0980	GS-3473
44010SR7030	GS-3445	44010ST7N10	GS-3446	44011S0A951	GS-3608	44011SR3952	GS-3478	44011SS0981	GS-3473
44010SR7040	GS-3445	44010ST7N50	GS-3445	44011S10A00	GS-3582	44011SR3J01	GS-3445	44011SS0982	GS-3473
44010SS0000	GS-3472	44010ST7N60	GS-3446	44011S10A10	GS-4824	44011SR3J02	GS-3445	44011SS0J82	GS-3473
44010SS0000	GS-3473	44010SV1000	GS-3473	44011S10A50	GS-4824	44011SR3J03	GS-3445	44011SS0J84	GS-3473
44010SS0010	GS-3472	44010SV1010	GS-3473	44011S30950	GS-4180	44011SR3J04	GS-3445	44011SS0N00	GS-3472
44010SS0010	GS-4771	44010SV1950	GS-3473	44011S30951	GS-4824	44011SR3J50	GS-3445	44011SS0N01	GS-3472
44010SS0020	GS-3472	44010SV1A00	GS-3473	44011S30J50	GS-4180	44011SR3J51	GS-3445	44011SS0N02	GS-3472
44010SS0020	GS-3473	44010SV1A50	GS-3473	44011S30N20	GS-4180	44011SR3J52	GS-3445	44011SS0N10	GS-3472
44010SS0030	GS-3472	44010SV1A51	GS-3473	44011S47000	GS-4824	44011SR3J53	GS-3445	44011SS0N60	GS-3473
44010SS0030	GS-4771	44010SV4000	GS-3472	44011S47010	GS-4824	44011SR3J54	GS-3445	44011SS0N91	GS-3473
44010SS0930	GS-3473	44010SV4010	GS-3472	44011S47010	GS-4776	44011SR3J55	GS-3446	44011ST3E70	GS-3484
44010SS0960	GS-3472	44010SV4950	GS-3473	44011S47951	GS-4180	44011SR7000	GS-3445	44011ST3E70	GS-3611
44010SS0960	GS-4771	44010SV4951	GS-3473	44011SH3G12	GS-3427	44011SR7010	GS-3445	44011ST3G50	GS-3611
44010SS0980	GS-3473	44010SV4952	GS-3473	44011SK3E00	GS-3278	44011SR7020	GS-3445	44011ST3G50	GS-3484
44010SS0981	GS-3473	44010SV4N60	GS-3473	44011SL5N01	GS-3472	44011SR7030	GS-3445	44011ST3G70	GS-3484

Umschlüsselungsliste / Cross list

44011ST3G70	GS-3611	44014S0AJ52	GS-4180	44014S7A950	GS-3741	44014SX0C10	GS-3741	44305S5CN50	GS-3762
44011ST7900	GS-3478	44014S10A00	GS-3670	44014S7AJ50	GS-3762	44014SX0C11	GS-3741	44305S5CN51	GS-3762
44011ST7J30	GS-3582	44014S10A50	GS-3670	44014SABN21	GS-3889	44014SX0C50	GS-3741	44305S6A950	GS-3855
44011ST7N00	GS-3445	44014S10A50	GS-4824	44014SCAE01	GS-3936	44014SX0C60	GS-3741	44305S74E00	GS-3631
44011ST7N50	GS-3445	44014S10A50	GS-3582	44014SDCA50	GS-3936	44014SX0C60	GS-4180	44305S74E51	GS-3631
44011SV1A10	GS-3473	44014S10A51	GS-4824	44014SDZT00	GS-3762	44014SX0C61	GS-4180	44305S7A950	GS-3741
44011SV1A60	GS-3473	44014S10A51	GS-3670	44014SE0930	GS-3430	44014SX0C62	GS-4180	44305S7B950	GS-3762
44011SV1N00	GS-3473	44014S10A52	GS-3670	44014SF1971	GS-3446	44014SX0C62	GS-3741	44305S7C950	GS-3762
44011SV1N01	GS-3473	44014S1AE00	GS-3740	44014SM4020	GS-3472	44014SXSA00	GS-4730	44305S9AN00	GS-3936
44011SV1N50	GS-3473	44014S1AE01	GS-3740	44014SMGE00	GS-4024	44014SZ3A51	GS-3583	44305SB2000	GS-3423
44011SV1N51	GS-3473	44014S1BE01	GS-3740	44014SMGE01	GS-4024	44014SZAA01	GS-4823	44305SB2010	GS-3423
44011SV4J00	GS-3473	44014S2G951	GS-3608	44014SNA000	GS-4854	44014TA0A50	GS-4730	44305SE0000	GS-3427
44011SV4J50	GS-3473	44014S30C60	GS-4824	44014SNA010	GS-4854	44305S04J60	GS-3762	44305SE0010	GS-3427
44011SV4N00	GS-3472	44014S30C61	GS-4824	44014SNAN01	GS-4854	44305S0AJ60	GS-3741	44305SE0020	GS-3427
44011SV4N01	GS-3473	44014S30C61	GS-3670	44014ST3E00	GS-3611	44305S0AJ61	GS-3741	44305SE0912	GS-3430
44011SV4N50	GS-3473	44014S3X950	GS-4180	44014ST3E01	GS-3611	44305S10C10	GS-4180	44305SE0913	GS-3430
44011SW5000	GS-4824	44014S3X951	GS-4180	44014ST3E51	GS-3611	44305S1AE21	GS-3741	44305SE0920	GS-3430
44011SW5950	GS-4180	44014S3X951	GS-3741	44014ST3E51	GS-3484	44305S2H951	GS-3762	44305SE0921	GS-3430
44011SX1000	GS-4824	44014S3X960	GS-3741	44014ST7C01	GS-3762	44305S3R951	GS-3741	44305SE0922	GS-3430
44011SX1000	GS-4776	44014S3X961	GS-3741	44014ST7C51	GS-3762	44305S47N50	GS-3741	44305SE0923	GS-3430
44011SX1950	GS-3583	44014S5A951	GS-3855	44014STXA02	GS-4823	44305S5A950	GS-3855	44305SE0924	GS-3430
44011SX1950	GS-4180	44014S5AJ51	GS-3762	44014STXA03	GS-4823	44305S5AJ50	GS-3762	44305SE0925	GS-3430
44011SX1951	GS-3583	44014S5AJ52	GS-3762	44014SV4000	GS-4771	44305S5AJ60	GS-3762	44305SE0G01	GS-3427
44014S04N52	GS-3608	44014S6DE01	GS-3854	44014SV4000	GS-3472	44305S5AJ61	GS-3762	44305SE0G02	GS-3427
44014S0AJ51	GS-3582	44014S6DG50	GS-3855	44014SV4950	GS-3472	44305S5AN50	GS-3855	44305SE0G10	GS-3430
44014S0AJ52	GS-3583	44014S6M950	GS-3762	44014SWET01	GS-4730	44305S5C950	GS-3762	44305SE0G11	GS-3430

Umschlüsselungsliste / Cross list

44305SE0G12	GS-3430	44305SF1971	GS-3446	44305SH3G01	GS-3427	44305SM4000	GS-3472	44306S0AJ60	GS-3741
44305SE0G13	GS-3430	44305SF1972	GS-3446	44305SH3G10	GS-3427	44305SM4010	GS-3472	44306S0AJ61	GS-3741
44305SE0G20	GS-3430	44305SF1973	GS-3446	44305SH3G11	GS-3427	44305SM4020	GS-3472	44306S1AE21	GS-3741
44305SE0G21	GS-3430	44305SF1974	GS-3473	44305SH7J83	GS-3446	44305SM4030	GS-3472	44306S2H950	GS-3762
44305SE0G22	GS-3430	44305SF1975	GS-3473	44305SK7J21	GS-3445	44305SM4040	GS-3472	44306S3N950	GS-4180
44305SE0G23	GS-3430	44305SF1G10	GS-3445	44305SK7J22	GS-3445	44305SM4050	GS-3472	44306S47N50	GS-3741
44305SE0G24	GS-3430	44305SF1G11	GS-3445	44305SK7J23	GS-3445	44305SM4950	GS-3473	44306S5A950	GS-3855
44305SE0G25	GS-3430	44305SF1G12	GS-3445	44305SK7J24	GS-3445	44305SM4951	GS-3473	44306S5AJ51	GS-3762
44305SE0J00	GS-3427	44305SF1G13	GS-3445	44305SK7J70	GS-3446	44305SM4952	GS-3473	44306S5AJ61	GS-3762
44305SE0J01	GS-3427	44305SF1G14	GS-3445	44305SK7J71	GS-3446	44305SM4953	GS-3473	44306S5AJ62	GS-3762
44305SE0J20	GS-3430	44305SF4010	GS-3423	44305SK7J72	GS-3446	44305SM4954	GS-3473	44306S5AN50	GS-3855
44305SE0J21	GS-3430	44305SF4020	GS-3423	44305SK7J73	GS-3446	44305SM4955	GS-3473	44306S7A950	GS-3741
44305SE0J22	GS-3430	44305SF4900	GS-3423	44305SK7J74	GS-3446	44305SM4980	GS-3472	44306S7B950	GS-3762
44305SE0J23	GS-3430	44305SF4901	GS-3423	44305SK7J75	GS-3446	44305SM4981	GS-3472	44306S9AN00	GS-3936
44305SE7E01	GS-3430	44305SH3000	GS-3423	44305SK7J81	GS-3446	44305SM4982	GS-3472	44306SB2000	GS-3423
44305SEAN00	GS-3936	44305SH3010	GS-3423	44305SK7J82	GS-3446	44305SM4982	GS-3473	44306SB2010	GS-3423
44305SF0910	GS-3446	44305SH3960	GS-3427	44305SK7J83	GS-3446	44305SM4983	GS-3472	44306SE0000	GS-3427
44305SF1305	GS-3445	44305SH3961	GS-3427	44305SK7J84	GS-3446	44305SM4984	GS-3472	44306SE0010	GS-3427
44305SF1405	GS-3446	44305SH3970	GS-3427	44305SM1000	GS-3472	44305SM4J80	GS-3473	44306SE0020	GS-3427
44305SF1910	GS-3445	44305SH3971	GS-3427	44305SM1010	GS-3472	44305SM4J81	GS-3473	44306SE0910	GS-3430
44305SF1911	GS-3445	44305SH3980	GS-3427	44305SM1950	GS-3473	44305SM4J82	GS-3473	44306SE0911	GS-3430
44305SF1912	GS-3445	44305SH3981	GS-3427	44305SM1951	GS-3473	44305SM4J83	GS-3473	44306SE0912	GS-3430
44305SF1913	GS-3445	44305SH3A00	GS-3427	44305SM1980	GS-3473	44305SM4J84	GS-3473	44306SE0913	GS-3430
44305SF1914	GS-3445	44305SH3A01	GS-3427	44305SM1981	GS-3473	44305SOA960	GS-3762	44306SE0920	GS-3430
44305SF1915	GS-3472	44305SH3A21	GS-3423	44305SM1A80	GS-3473	44305SOAN60	GS-3762	44306SE0921	GS-3430
44305SF1970	GS-3446	44305SH3G00	GS-3427	44305SM1A81	GS-3473	44305SX0C51	GS-3741	44306SE0922	GS-3430

Umschlüsselungsliste / Cross list

44306SE0923	GS-3430	44306SF1405	GS-3446	44306SH3960	GS-3427	44306SM1952	GS-3473	44306SM4J81	GS-3473
44306SE0924	GS-3430	44306SF1406	GS-3445	44306SH3961	GS-3427	44306SM1980	GS-3473	44306SM4J82	GS-3473
44306SE0980	GS-3427	44306SF1910	GS-3445	44306SH3970	GS-3427	44306SM1981	GS-3473	44306SM4J83	GS-3473
44306SE0981	GS-3427	44306SF1911	GS-3445	44306SH3971	GS-3427	44306SM1A80	GS-3473	44306SM4J84	GS-3473
44306SE0982	GS-3427	44306SF1912	GS-3445	44306SH3980	GS-3427	44306SM1A81	GS-3473	44306SOA960	GS-3762
44306SE0G01	GS-3427	44306SF1913	GS-3445	44306SH3981	GS-3427	44306SM4000	GS-3472	44306SOAN60	GS-3762
44306SE0G02	GS-3427	44306SF1914	GS-3445	44306SH3A00	GS-3427	44306SM4010	GS-3472	44306SX0C51	GS-3741
44306SE0G10	GS-3430	44306SF1916	GS-3472	44306SH3A01	GS-3427	44306SM4020	GS-3472	44310S0A300	GS-4814
44306SE0G11	GS-3430	44306SF1970	GS-3446	44306SH3A21	GS-3423	44306SM4030	GS-3472	44310S10901	GS-4375
44306SE0G12	GS-3430	44306SF1971	GS-3446	44306SH3G00	GS-3427	44306SM4040	GS-3472	44310S10902	GS-4375
44306SE0G13	GS-3430	44306SF1972	GS-3446	44306SH3G01	GS-3427	44306SM4050	GS-3472	44310S10A00	GS-4770
44306SE0G20	GS-3430	44306SF1973	GS-3446	44306SH3G10	GS-3427	44306SM4060	GS-3472	44310S10A00	GS-3582
44306SE0G21	GS-3430	44306SF1974	GS-3446	44306SH3G11	GS-3427	44306SM4950	GS-3473	44310S10A10	GS-3582
44306SE0G22	GS-3430	44306SF1975	GS-3473	44306SK7J21	GS-3445	44306SM4951	GS-3473	44310S5A300	GS-4371
44306SE0G23	GS-3430	44306SF1976	GS-3473	44306SK7J22	GS-3445	44306SM4952	GS-3473	44310S9A305	GS-4369
44306SE0G24	GS-3430	44306SF1G10	GS-3445	44306SK7J23	GS-3445	44306SM4953	GS-3473	44310S9A900	GS-4369
44306SE0J20	GS-3430	44306SF1G11	GS-3445	44306SK7J73	GS-3446	44306SM4954	GS-3473	44310SH3960	GS-4366
44306SE0J21	GS-3430	44306SF1G12	GS-3445	44306SK7J74	GS-3446	44306SM4955	GS-3473	44310SH3970	GS-4365
44306SE0J22	GS-3430	44306SF1G13	GS-3445	44306SK7J75	GS-3446	44306SM4956	GS-3473	44310SH3J00	GS-4366
44306SE0J23	GS-3430	44306SF1G14	GS-3445	44306SK7J81	GS-3446	44306SM4980	GS-3472	44310SH3J00	GS-3582
44306SE0J24	GS-3430	44306SF1G15	GS-3445	44306SK7J82	GS-3446	44306SM4981	GS-3472	44310SH3J10	GS-4365
44306SE0J25	GS-3430	44306SF1J71	GS-3473	44306SK7J83	GS-3446	44306SM4982	GS-3472	44310SK7J02	GS-3582
44306SEAN00	GS-3936	44306SF4010	GS-3423	44306SM1000	GS-3472	44306SM4982	GS-3473	44310SL0A10	GS-3582
44306SF1305	GS-3445	44306SF4020	GS-3423	44306SM1010	GS-3472	44306SM4983	GS-3472	44310SL5N00	GS-3582
44306SF1307	GS-3445	44306SH3000	GS-3423	44306SM1950	GS-3473	44306SM4984	GS-3472	44310SM4310	GS-3582
44306SF1315	GS-3445	44306SH3010	GS-3423	44306SM1951	GS-3473	44306SM4J80	GS-3473	44310SM4901	GS-3472

Umschlüsselungsliste / Cross list

44310SM4980	GS-3472	495001C060	GS-3930	4950026411	GS-3840	495011M010	GS-4831	4950702A20	GS-3695
44310SO4300	GS-4373	495001C250	GS-3919	4950026461	GS-3840	495011R000	GS-4830	4950702A30	GS-3695
44310SR3300	GS-4366	495001C260	GS-3919	4950026561	GS-3840	49501-1R010	GS-4913	4950705A00	GS-3694
44310SR3900	GS-4365	495001C351	GS-4218	495002B260	GS-4827	4950126410	GS-3840	4950721000	GS-3283
44310SR3A12	GS-3446	495001C352	GS-4218	495002B360	GS-4827	4950126411	GS-3840	4950722	GS-3554
44310ST7900	GS-3582	495001C352	GS-3919	495002B520	GS-4779	4950126560	GS-3840	4950722A00	GS-3554
44310TL1305	GS-4375	495001C361	GS-4218	495002B600	GS-4779	4950126561	GS-3840	4950722B00	GS-3554
44310TL1E00	GS-4814	495001C362	GS-4218	495002E500	GS-3995	495012E400	GS-3995	4950722C00	GS-3554
44333S04N01	GS-3889	495001C450	GS-3918	495002E550	GS-3995	495012E400	GS-4862	4950724A00	GS-3284
44340SN7003	GS-3404	495001C460	GS-3918	495002H010	GS-4828	495012P200	GS-4827	4950724A01	GS-3284
44340SN7315	GS-3403	495001C550	GS-3918	495002H011	GS-4828	495012S250	GS-4866	4950724B00	GS-3283
44430SN7315	GS-3403	495001E011	GS-3919	495002P200	GS-4827	495012S250	GS-4912	4950725A00	GS-3803
HYUNDAI	ZEKERT	495001E310	GS-3919	495002S200	GS-4912	49501-2S250	GS-4866	4950725B00	GS-3803
465001C060	GS-3930	495001E610	GS-3918	49500-38340	GS-4213	495013A210	GS-3725	4950728	GS-3285
4950002010	GS-3695	495001E650	GS-3918	4950038442	GS-4376	495013A390	GS-3875	4950728G00	GS-3287
4950007000	GS-4861	495001L010	GS-4033	49500-38980	GS-4910	49505-1CA00	GS-4863	4950728G01	GS-3287
4950007010	GS-4940	495001M010	GS-4831	495003A310	GS-3875	4950522A00	GS-4379	4950728J00	GS-3556
4950007060	GS-4940	4950025200	GS-3804	495003A311	GS-3875	4950528B01	GS-3283	4950728J01	GS-3556
4950017050	GS-3613	4950025301	GS-4217	495003A312	GS-3875	4950529A00	GS-4781	4950729A00	GS-3615
4950017100	GS-3888	49500-25301	GS-3841	495003K160	GS-4826	495052BA30	GS-4827	4950729A10	GS-3694
4950017150	GS-3888	4950025302	GS-3841	4950117050	GS-3613	495052EA50	GS-4862	495072EE00	GS-3995
4950017250	GS-4829	4950025311	GS-3804	4950117150	GS-3888	495052EA90	GS-4860	4950733A00	GS-3285
4950017510	GS-4731	4950025312	GS-3841	4950117250	GS-4833	49505-2EA90	GS-4860	4950733A10	GS-3285
495001C000	GS-4863	4950025400	GS-3804	4950117250	GS-4829	4950538E00	GS-4376	4950733A20	GS-3285
495001C010	GS-4863	4950026111	GS-3840	4950117510	GS-4731	4950702A00	GS-3694	4950733B10	GS-3285
495001C050	GS-3930	4950026161	GS-3840	495011L010	GS-4033	4950702A10	GS-3694	4950738	GS-3726

Umschlüsselungsliste / Cross list

4950738D00	GS-4213	495921H010	GS-4778	0K2A122610	GS-3566	495011H010	GS-4033	B00325600	GS-3364
4950802A30	GS-3695	495E260	GS-3995	0K2A125400	GS-3722	4950725A00	GS-3803	B00325600C	GS-3364
4950805A00	GS-3694	4960026210	GS-4832	0K2A125600	GS-3722	4950725B00	GS-3803	B00325600D	GS-3364
4950821000	GS-3283	4960026211	GS-4832	0K2C022510	GS-3648	4950825A00	GS-3803	K9A422510	GS-3648
4950821A00	GS-3283	496002E000	GS-4914	0K2C122510	GS-3648	4950825B00	GS-3803	KK33122510	GS-3364
4950822	GS-3554	49600-2E000	GS-4789	0K2KB25600	GS-3648	4959107010	GS-3992	KK33122610	GS-3364
4950822A00	GS-3554	496052BA30	GS-4827	0K2N122520	GS-4407	4959107091	GS-3992	KK38822510	GS-3861
4950822B00	GS-3554	9507-2EC01	GS-4911	0K30A22510	GS-3821	4959107110	GS-3992	KK38822610	GS-3861
4950822C00	GS-3554	ISUZU	ZEKERT	0K30A22610	GS-3821	4959107191	GS-3992	KK38825400	GS-3861
4950824A00	GS-3284	8942476490	GS-3543	0K30A25400	GS-3821	4959107210	GS-4023	KK38825400A	GS-3861
4950824A01	GS-3284	8970636220	GS-3543	0K30B22610	GS-3821	4959107291	GS-4023	KK38825600	GS-3861
4950825A00	GS-3803	8971368880	GS-3963	0K30B25400	GS-3821	495911G510	GS-4013	KK38825600	GS-4407
4950825B00	GS-3803	8971390930	GS-3963	0K30B25600	GS-3821	495911G591	GS-4013	KK38825600A	GS-3861
4950828A00	GS-3283	KIA	ZEKERT	0K55C22510	GS-3787	495911H011	GS-4033	LADA	ZEKERT
4950828H00	GS-3615	0K01122510	GS-3567	0K55C22510A	GS-3787	495911H012	GS-4033	21082215010	GS-3263
4950828H01	GS-3615	0K01122610	GS-3567	0K9A422510	GS-3648	49591-3E000	GS-3925	21082215011	GS-3263
4950828J00	GS-3615	0K20222510	GS-3566	0K9A425600	GS-3648	495921F500	GS-4782	21082215012	GS-3263
4950828J01	GS-3615	0K20222610	GS-3566	0K9A62550X	GS-3648	49592-3E000	GS-4787	21102215012	GS-3263
4950828K00	GS-3615	0K20225400	GS-3566	0K9B322510	GS-3648	B00225400B	GS-3364	21212215055	GS-3264
4950828K01	GS-3615	0K20322510	GS-3722	0K9B322610	GS-3648	B00225500	GS-3364	21212215057	GS-3264
4950829A00	GS-3615	0K20322520	GS-3722	4950007010	GS-3992	B00225500B	GS-3364	LAND ROVER	ZEKERT
4950838	GS-3726	0K20322610	GS-3722	4950007060	GS-3992	B00225600	GS-3364	LR001160	GS-4885
4951038200	GS-4221	0K2162540X	GS-3722	4950009800	GS-4865	B00225600B	GS-3364	LR003159	GS-4850
495911F210	GS-4834	0K2162560X	GS-3722	495001H010	GS-4033	B00325400	GS-3364	LR005870	GS-4850
4959207000	GS-4861	0K25425400	GS-3722	495003	GS-4787	B00325400C	GS-3364	LR025959	GS-4858
495921F200	GS-4864	0K25425600	GS-3722	4950107010	GS-3992	B00325400D	GS-3364	TDB000360	AW-4754

Umschlüsselungsliste / Cross list

TDB104020	AW-4737	F00122540	GS-3316	F02422510	GS-3346	FA0922510C	GS-3347	FG0125600G	GS-4271
TDB104030	AW-4738	F00125400	GS-3316	F02422510A	GS-3359	FA3425400	GS-3770	FG0222620	GS-4867
TDB500110	GS-4916	F00125400A	GS-3316	F02422510B	GS-3346	FA4222510	GS-4835	FG0225500C	GS-3975
TDJ100470	GS-3698	F00125400B	GS-3316	F02422510C	GS-3346	FA5022610B	GS-4242	FG0225500D	GS-4271
TDJ500030	GS-4916	F00125600A	GS-3316	F02422610	GS-3346	FA5122520	GS-4784	FG0225500E	GS-4271
LEXUS	ZEKERT	F00125600B	GS-3316	F02422610A	GS-3346	FA512560X	GS-4269	FG0225500F	GS-4271
4341020240	GS-3324	F00325400A	GS-3316	F02425400	GS-3346	FA52-22-510A	GS-4242	FG0225600C	GS-3975
4341020241	GS-3324	F00325400B	GS-3316	F02425400A	GS-3346	FA5222610B	GS-4269	FG0225600D	GS-4271
4342020190	GS-3324	F00325600A	GS-3316	F02425400D	GS-3346	FA5822510	GS-3730	FG0225600E	GS-4271
4342020191	GS-3324	F00325600B	GS-3316	F02425400E	GS-3346	FA5822510B	GS-3730	FG0225600F	GS-4271
MAZDA	ZEKERT	F00525400	GS-3316	F02425600	GS-3346	FA5922510	GS-3731	FG0725600A	GS-4271
B00122510A	GS-3770	F00525400A	GS-3316	F0245600H	GS-3347	FA5922510A	GS-3731	FG0725600B	GS-4271
B00225400	GS-3364	F00525400B	GS-3316	F02825400	GS-3409	FA6122510A	GS-3731	FR012550X	GS-3975
B00225400A	GS-3770	F00525400C	GS-3316	F06122520	GS-4783	FA6122510B	GS-3731	FR012560X	GS-3975
B00225400B	GS-3364	F00525600A	GS-3316	F06322520	GS-4783	FA782550XA	GS-3730	FR022550X	GS-3975
B00225500	GS-3364	F00525600B	GS-3316	F0652560X	GS-3346	FA8125500A	GS-4784	FS2122610A	GS-3770
B00225500B	GS-3364	F00525600C	GS-3316	F0662550X	GS-3409	FD552550XA	GS-4270	FZ022540X	GS-3408
B0022560	GS-3364	F00725600A	GS-3316	F06922610B	GS-3347	FD552560XA	GS-4270	FZ2425400A	GS-3347
B00225600	GS-3364	F01325400	GS-3356	F06922610C	GS-3346	FG0122620A	GS-4869	G01325500	GS-3597
B00225600B	GS-3364	F01325600	GS-3356	F06925400	GS-3359	FG012500E	GS-4271	G01325500A	GS-3597
B00325400	GS-3364	F01325600E	GS-4339	F06925600	GS-3359	FG0125500D	GS-3975	G01325500A	GS-4570
B00325400C	GS-3364	F02322510	GS-3356	F0692560XC	GS-3346	FG0125500F	GS-4271	G01325600	GS-3597
B00325400D	GS-3364	F02322520A	GS-3356	F07922610	GS-3409	FG0125500G	GS-4271	G02325500	GS-3597
B00325600	GS-3364	F02322520C	GS-4339	F07922610A	GS-3409	FG0125500H	GS-4271	G02325600	GS-3597
B00325600C	GS-3364	F02325400	GS-3356	FA0922510A	GS-3346	FG0125600E	GS-4271	G03325500	GS-3351
B00325600D	GS-3364	F02325600	GS-3356	FA0922510B	GS-3347	FG0125600F	GS-4271	G03325500B	GS-3351

Umschlüsselungsliste / Cross list

G03325600	GS-3351	G56825600	GS-3368	GD362560XA	GS-3912	GG2525500E	GS-4271	A0003300036	GS-3629
G03325600D	GS-3351	G56825600A	GS-3368	GD362560XB	GS-3912	GG2525500F	GS-4271	A0003301585	GS-3629
G04325500	GS-3351	G56825600B	GS-3368	GD362560XB	GS-3913	GG2525600D	GS-4271	A0003301885	GS-3768
G04325500B	GS-3351	G57025500	GS-3354	GD3822510A	GS-3912	GG2822620A	GS-4786	A1073500410	AW-4207
G04325600	GS-3351	G57025500A	GS-3354	GD3822610	GS-3913	GG2825500	GS-4386	A1073502710	AW-4207
G04325600D	GS-3351	G57025600A	GS-3354	GD382550XA	GS-3912	GG2825500F	GS-4386	A1073502810	AW-4207
G05425500A	GS-3354	G57225500	GS-3368	GD4022510	GS-3914	GG362550X	GS-3812	A1073503310	AW-4207
G05425600C	GS-3354	G57225600	GS-3368	GD4022510A	GS-3914	G01325500A	GS-4570	A1073504310	AW-4207
G06425600	GS-3354	G57622510A	GS-3368	GD402550XA	GS-3914	GP072550X	GS-4263	A1233500410	AW-4207
G06425600A	GS-3354	G57625500	GS-3368	GD402550XC	GS-3914	GP07-25-50X	GS-4263	A1243502910	AW-4208
G07225500	GS-3356	G57625600	GS-3368	GD402560XA	GS-3914	GP312560XB	GS-4906	A1243503010	AW-4209
G07225600	GS-3356	G59222510	GS-4720	GD4622510A	GS-4918	GP312560XE	GS-4906	A1243508810	AW-4208
G56022510A	GS-3368	G59222520	GS-4785	GD602560X	GS-3913	GP322560XB	GS-4906	A1293504010	AW-4209
G56022620	GS-4389	GD1522510	GS-3673	GD602560XA	GS-3913	GP342560XE	GS-4836	A1403500813	GS-4900
G56025500	GS-3368	GD1722510	GS-3671	GD602560XB	GS-3913	GR052550XE	GS-3410	A1633300401	GS-4919
G56025500A	GS-3368	GD1725500	GS-3671	GG012560XB	GS-4268	GR052560XE	GS-3410	A1633300501	GS-4919
G56025600	GS-3368	GD172550XB	GS-3672	GG062550XD	GS-3812	GR252550XB	GS-3975	A1643302001	GS-4819
G56025600A	GS-3368	GD1922510	GS-3368	GG062560XE	GS-3812	GR272560XB	GS-4251	A1643302101	GS-4819
G56425500A	GS-3354	GD192550XA	GS-3373	GG082560XC	GS-3812	GR282560X	GS-4251	A1643302301	GS-4817
G56822510A	GS-3368	GD192560X	GS-3410	GG0922510B	GS-4268	KK33325400	GS-3364	A1643302401	GS-4817
G56822510B	GS-3368	GD192560XA	GS-3373	GG0922510C	GS-4268	MD192550X	GS-3924	A1643302701	GS-4817
G56822520	GS-4785	GD2322510A	GS-3731	GG0922610	GS-4268	MD202550XB	GS-4260	A164330280	GS-4817
G56822620	GS-4389	GD3622610	GS-3913	GG182560X	GS-3812	MD202560XB	GS-3924	A1683602372	GS-3776
G56825500	GS-3368	GD3622610	GS-3912	GG2522520A	GS-4870	MD202560XD	GS-4260	A1683603172	GS-3675
G56825500A	GS-3368	GD362560X	GS-3913	GG25-22-520A	GS-4870	MD242550X	GS-4868	A1683603272	GS-3776
G56825500B	GS-3368	GD362560XA	GS-3913	GG2525500D	GS-4271	MERCEDES-	ZEKKERT	A1683603472	GS-3776

Umschlüsselungsliste / Cross list

A1683604572	GS-3776	A6313300501	AW-4214	3815A182	GS-4840	MB297148	GS-3283	MB297871	GS-3296
A1683700872	GS-3775	A6313300701	AW-4214	3815A184	GS-4788	MB297185	GS-3284	MB297872	GS-3296
A1683701572	GS-3775	A6313301301	AW-4214	3815A189	GS-4605	MB297186	GS-3284	MB297874	GS-3283
A1683702172	GS-3674	A6313370010	AW-4214	3815A190	GS-4605	MB297189	GS-3284	MB297991	GS-3295
A1683702272	GS-3674	A6383340534	AW-4543	3815A199	GS-4921	MB297341	GS-3283	MB297992	GS-3295
A1693601572	GS-3999	A6383340634	AW-4543	3815A200	GS-4921	MB297343	GS-3283	MB297999	GS-3283
A1693602972	GS-3999	A6383341634	AW-4543	3815A201	GS-4711	MB297344	GS-3283	MB525577	GS-3283
A1693602972	GS-3998	A6383341734	AW-4543	3815A437	GS-4875	MB297345	GS-3283	MB525577	GS-3293
A1693603372	GS-3675	A6383341734	GS-3105	3817A020	GS-4875	MB297346	GS-3283	MB526063	GS-3283
A1693604372	GS-3998	A6383342334	AW-4690	3817A136	GS-4876	MB297347	GS-3283	MB526064	GS-3283
A1693604372	GS-3999	A6383342334	GS-3767	4950828	GS-3290	MB297348	GS-3283	MB526066	GS-3283
A1693604472	GS-3999	A6383342334	GS-3768	LMN180244	GS-3958	MB297353	GS-3283	MB526067	GS-3283
A1693701572	GS-4872	A6393500710	GS-3960	LMR580861	GS-3958	MB297372	GS-3289	MB526112	GS-3284
A1693702772	GS-4872	A9013300001	GS-3681	MB160653	GS-3299	MB297373	GS-3289	MB526117	GS-3283
A1693705572	GS-4872	MINI	ZEKKERT	MB160654	GS-3299	MB297375	GS-3285	MB526118	GS-3283
A1693706372	GS-4872	31607518237	GS-3870	MB160655	GS-4790	MB297376	GS-3285	MB526145	GS-3300
A2013500813	GS-3115	31607518238	GS-3870	MB176160	GS-3283	MB297377	GS-3285	MB526146	GS-4790
A2013501810	AW-4206	31607518247	GS-3870	MB176161	GS-3283	MB297385	GS-3285	MB526147	GS-4877
A2023505610	AW-4215	31607518248	GS-3870	MB176463	GS-3283	MB297438	GS-3290	MB526147	GS-4920
A2103300901	GS-4837	MITSUBISHI	ZEKKERT	MB176464	GS-3283	MB297492	GS-3289	MB526270	GS-3300
A2103301001	GS-4837	3815A065	GS-4607	MB176864	GS-3283	MB297661	GS-3283	MB526271	GS-3300
A2103508210	AW-4508	3815A068	GS-4607	MB176865	GS-3283	MB297662	GS-3283	MB526272	GS-3300
A2103508410	AW-4554	3815A107	GS-4605	MB176866	GS-3283	MB297678	GS-3290	MB526350	GS-3289
A4603300935	GS-3133	3815A108	GS-4605	MB176867	GS-3283	MB297696	GS-3290	MB526353	GS-3289
A6313300236	AW-4214	3815A170	GS-4572	MB176872	GS-3285	MB297699	GS-3290	MB526377	GS-3289
A6313300335	AW-4214	3815A181	GS-4840	MB178865	GS-3283	MB297818	GS-3285	MB526437	GS-3298

Umschlüsselungsliste / Cross list

MB526438	GS-3298	MB526614	GS-3293	MB620034	GS-3298	MB886436	GS-3298	MN156277	GS-3661
MB526443	GS-3283	MB526666	GS-3289	MB620170	GS-3284	MB886539	GS-3293	MN156463	GS-4613
MB526444	GS-3283	MB526829	GS-3289	MB620251	GS-3300	MB886540	GS-3293	MN156466	GS-4618
MB526453	GS-3283	MB526829	GS-3285	MB620325	GS-3299	MB886540	GS-3292	MN156833	GS-4812
MB526453	GS-3289	MB526831	GS-3290	MB620326	GS-3299	MB886681	GS-4896	MR110029	GS-3635
MB526454	GS-3289	MB526853	GS-3283	MB620770	GS-3283	MB886682	GS-4811	MR110030	GS-3635
MB526454	GS-3283	MB526854	GS-3283	MB620833	GS-3300	MB886761	GS-3300	MR110031	GS-3617
MB526455	GS-3285	MB526859	GS-3293	MB620834	GS-3300	MB896525	GS-3306	MR110032	GS-3617
MB526456	GS-3285	MB526860	GS-3283	MB620899	GS-3305	MB896525	GS-4423	MR110091	GS-3298
MB526464	GS-3285	MB526865	GS-3283	MB620900	GS-3305	MB896526	GS-4423	MR110120	GS-3305
MB526464	GS-3289	MB526866	GS-3283	MB837184	GS-3305	MB896526	GS-3306	MR110193	GS-3310
MB526473	GS-3290	MB526867	GS-3293	MB837195	GS-3305	MB896778	GS-3305	MR110199	GS-3305
MB526490	GS-3283	MB526868	GS-3293	MB837195	GS-3298	MB896787	GS-3305	MR110207	GS-3305
MB526490	GS-3284	MB526869	GS-3293	MB837262	GS-3298	MB896788	GS-3305	MR110208	GS-3305
MB526531	GS-3283	MB526869	GS-3292	MB837263	GS-3298	MB896789	GS-3305	MR110402	GS-3298
MB526533	GS-3289	MB526873	GS-3283	MB837264	GS-3298	MB896790	GS-3305	MR110406	GS-3298
MB526544	GS-3286	MB526897	GS-3283	MB837265	GS-3298	MB936359	GS-3298	MR110763	GS-3298
MB526547	GS-3283	MB526898	GS-3283	MB837426	GS-3305	MB936363	GS-3305	MR111061	GS-3298
MB526548	GS-3283	MB526908	GS-3296	MB837433	GS-3298	MB936365	GS-3305	MR111365	GS-3635
MB526551	GS-3286	MB526909	GS-3296	MB837434	GS-3298	MB937996	GS-3306	MR111366	GS-3635
MB526553	GS-3286	MB526911	GS-3286	MB837517	GS-3298	MB937996	GS-4423	MR111367	GS-3617
MB526558	GS-3293	MB526914	GS-3298	MB837600	GS-3298	MB977992	GS-3295	MR111368	GS-3617
MB526581	GS-3283	MB526972	GS-3295	MB837642	GS-3298	MN147088	GS-4898	MR111854	GS-3306
MB526582	GS-3283	MB526973	GS-3295	MB837697	GS-3295	MN147089	GS-4791	MR111856	GS-3309
MB526583	GS-3284	MB526975	GS-4874	MB837707	GS-3298	MN156271	GS-3661	MR165842	GS-3298
MB526613	GS-3293	MB526999	GS-3283	MB837708	GS-3298	MN156275	GS-3661	MR176551	GS-3635

Umschlüsselungsliste / Cross list

MR176553	GS-3617	MR515192	GS-4736	3910001E02	GS-3460	3910015A05	GS-3432	3910032U16	GS-3581
MR176639	GS-3305	MR528569	GS-4606	3910001J00	GS-3492	3910016E00	GS-3457	391003J171	GS-4657
MR176640	GS-3305	MR528640	GS-3810	3910001J10	GS-3492	3910016E02	GS-3457	391003J210	GS-4622
MR196868	GS-3305	MR528647	GS-4908	3910002E02	GS-3460	3910016R05	GS-3432	3910041B00	GS-3425
MR196869	GS-3305	MR528711	GS-4897	3910005E02	GS-3457	391001C100	GS-3463	3910041B05	GS-3425
MR196872	GS-3305	MR580553	GS-3638	391000M000	GS-3449	391001C100	GS-4622	3910041F100	GS-3425
MR196876	GS-4422	MR580554	GS-3638	391000M005	GS-3449	391001C110	GS-4622	3910041F400	GS-3425
MR263884	GS-3635	MR580561	GS-3639	391000M301	GS-3455	3910026E00	GS-3457	3910044B00	GS-3595
MR263886	GS-3617	MR580562	GS-3639	391000M900	GS-3455	3910026E10	GS-3457	3910044B02	GS-3595
MR276859	GS-3300	MR580851	GS-4613	391000M905	GS-3455	391002F010	GS-3662	3910044B10	GS-3595
MR276860	GS-3300	MR910297	GS-3720	391000M910	GS-3455	391002F010	GS-4793	3910044B12	GS-3595
MR276870	AW-4410	MR910890	GS-3760	391000M910	GS-3454	391002F210	AW-4597	3910045B00	GS-3425
MR276870	GS-3405	MR911163	GS-4792	391000M970	GS-3455	391002F605	GS-3663	391004F100	GS-3425
MR276871	GS-3405	MR911928	GS-4838	3910010E02	GS-3457	391002F615	GS-3663	391004F400	GS-3594
MR276871	AW-4411	MR912134	GS-3837	3910011A00	GS-3432	391002J205	GS-3463	391004M761	GS-3455
MR336527	GS-4736	MR912135	GS-3837	3910011A10	GS-3432	391002J210	GS-4657	391004M761	GS-3454
MR336528	GS-4736	MR912136	GS-3837	3910011A20	GS-3432	391002J215	GS-4657	391004N175	GS-4657
MR367165	GS-4736	MR936359	GS-3298	3910011M00	GS-3432	391002S600	GS-3739	391004N275	GS-4657
MR367166	GS-4736	MR953745	GS-4839	3910011M05	GS-3432	391002S660	GS-3739	3910050R10	GS-3463
MR377293	GS-3618	MR980002	GS-4791	3910012A00	GS-3432	391002Y016	GS-3581	3910050Y00	GS-3449
MR377294	GS-3618	MR980261	GS-4618	3910012A10	GS-3432	391002Y115	GS-3581	3910050Y10	GS-3450
MR377295	GS-3310	RR176553G	GS-3617	3910012A20	GS-3432	391002Y175	GS-3813	3910051Y00	GS-3449
MR377575	GS-3635	RR276871G	GS-3405	3910013A00	GS-3432	3910031U00	GS-3580	3910051Y10	GS-3450
MR377576	GS-3635	RR377296G	GS-4838	3910013A01	GS-3432	3910031U10	GS-3580	3910052Y00	GS-3449
MR377715	GS-3760	RR580553G	GS-3638	3910013A10	GS-3432	3910032U05	GS-3580	3910052Y10	GS-3450
MR515191	GS-4736	NISSAN	ZEKERT	3910013A20	GS-3432	3910032U15	GS-3581	3910053Y00	GS-3449

Umschlüsselungsliste / Cross list

3910053Y10	GS-3450	391006M010	GS-4650	39100AU415	GS-4657	391010M000	GS-3449	391012F011	AW-4595
3910055A00	GS-3442	3910070N00	GS-3463	39100AU416	GS-4657	391010M005	GS-3449	391012F210	AW-4598
3910058G00	GS-3651	3910070N05	GS-3463	39100AW010	GS-4657	391010M301	GS-3455	391012J205	GS-3463
3910058G60	GS-3651	3910070N10	GS-4622	39100AX000	GS-4661	391010M900	GS-3455	391012J210	GS-4657
391005C510	GS-4622	3910071J10	GS-3467	39100AX005	GS-4661	391010M905	GS-3455	391012J210	GS-4622
391005J010	GS-4657	3910071N04	GS-3463	39100BM560	GS-4796	3910110A01	GS-3432	391012Y016	GS-3581
391005M810	GS-4650	3910071N05	GS-3463	39100BM580	GS-4796	3910110E02	GS-3457	391012Y070	GS-3813
3910060Y00	GS-3455	3910071N15	GS-4622	39100CA100	GS-4665	3910111A00	GS-3432	391012Y115	GS-3581
3910060Y05	GS-3455	3910072J10	GS-3482	39100CA100	GS-4003	3910111A10	GS-3432	391012Y175	GS-3813
3910060Y10	GS-3454	3910072J20	GS-3481	39100CX015	GS-4657	3910111A20	GS-3432	391012Y176	GS-3813
3910060Y15	GS-3454	3910073J00	GS-3481	39100CX016	GS-4657	3910111M00	GS-3432	3910131U00	GS-3580
3910061Y06	GS-3455	3910073J20	GS-3482	39100CX115	GS-4657	3910111M05	GS-3432	3910132U15	GS-3581
3910061Y16	GS-3454	3910073N10	GS-3471	39100CX215	GS-4657	3910112A00	GS-3432	391013J210	GS-4622
3910062Y00	GS-3454	3910074N00	GS-3463	39100D4600	GS-3463	3910112A10	GS-3432	3910141B00	GS-3425
3910062Y05	GS-3455	3910078G00	GS-3488	39100D5600	GS-3457	3910112A20	GS-3432	3910141B05	GS-3425
3910062Y10	GS-3454	3910085E00	GS-3457	39100D5610	GS-3457	3910113A00	GS-3432	3910141F100	GS-3425
3910062Y15	GS-3454	3910085E10	GS-3457	39100EB310	GS-4795	3910113A01	GS-3432	3910141F400	GS-3425
3910063Y00	GS-3455	391008H315	GS-3813	39100WD210	GS-4650	3910113A10	GS-3432	3910144B00	GS-3595
3910063Y01	GS-3455	391008H615	GS-3813	39100WD215	GS-4650	3910113A20	GS-3432	3910144B02	GS-3595
3910063Y10	GS-3454	391008H615	GS-4794	3910101E02	GS-3460	3910116E00	GS-3457	3910144B10	GS-3595
3910063Y11	GS-3454	3910095F0A	GS-4856	3910101J00	GS-3492	3910116E02	GS-3457	3910144B12	GS-3595
3910065J00	GS-3463	3910095F0B	GS-4856	3910101J10	GS-3492	3910116R05	GS-3432	3910145B00	GS-3425
3910065J10	GS-4622	39100-95F0B	GS-4856	3910102E02	GS-3460	3910126E00	GS-3457	391014F100	GS-3425
391006J071	GS-4657	391009H610	GS-3813	3910105E02	GS-3457	391012F001	GS-4793	391014F100	AW-4464
391006J076	GS-4657	39100AE415	GS-4657	391010E417	GS-3664	391012F011	GS-4793	391014F400	GS-3594
391006J915	GS-4657	39100AU115	GS-4926	391010E478	GS-4657	391012F011	GS-3662	391014M761	GS-3455

Umschlüsselungsliste / Cross list

391014M761	GS-3454	3910162Y15	GS-3454	3910185E10	GS-3457	39205AY125	GS-4797	392115M325	GS-3808
391014U010	GS-3764	3910162Y16	GS-3454	391018H315	GS-3813	39205AY126	GS-4797	392115V010	GS-3766
391014U075	GS-3886	3910163Y00	GS-3455	391018H710	GS-3813	39205BM525	GS-4796	392115V070	GS-4926
3910150R00	GS-3463	3910163Y01	GS-3455	391018H810	GS-3813	392110E015	GS-3664	392115V471	GS-3886
3910150R10	GS-3463	3910163Y11	GS-3454	39101AU075	GS-4926	392110M306	GS-4650	3921160Y00	GS-3455
3910150Y00	GS-3449	3910163Y15	GS-3454	39101AX000	GS-4661	392111C100	GS-4622	3921160Y10	GS-3454
3910150Y01	GS-3449	3910165J00	GS-3463	39101AX005	GS-4661	392112F025	GS-3662	3921161E10	GS-4622
3910150Y10	GS-3450	3910165J05	GS-3463	39101BM510	GS-3805	392112F225	GS-3663	3921165J00	GS-3463
3910150Y11	GS-3450	3910165J15	GS-4622	39101BM560	GS-4796	392112J200	GS-3764	3921171J25	GS-3466
3910151Y00	GS-3449	391016M010	GS-4650	39101BM580	GS-4796	392112N500	GS-4650	3921171J26	GS-3467
3910151Y10	GS-3450	3910170J00	GS-3466	39101CA100	GS-4003	392112N560	GS-4650	3921171J27	GS-3466
3910152Y00	GS-3449	3910170J10	GS-3467	39101D4600	GS-3463	392112Y070	GS-3813	3921172J25	GS-3482
3910152Y10	GS-3450	3910170N00	GS-3463	39101D5600	GS-3457	3921131G00	GS-3488	3921173J25	GS-3481
3910153Y00	GS-3449	3910170N05	GS-3463	39101D5610	GS-3457	3921131U00	GS-3581	3921173J26	GS-3481
3910153Y10	GS-3450	3910170N10	GS-4622	39101JD52B	GS-4047	3921131U10	GS-3581	3921173J27	GS-3482
3910155A00	GS-3442	3910170N15	GS-4622	39101JG04C	GS-4799	3921132R00	GS-3463	3921178G00	GS-3488
391015M810	GS-4650	3910172N00	GS-3463	39101WD210	GS-4650	392114F125	GS-3425	392117F000	GS-3489
3910160Y00	GS-3455	3910173J00	GS-3481	39101WD215	GS-4650	392114F126	GS-3426	392118V010	GS-3808
3910160Y05	GS-3455	3910173J20	AW-4469	392042F025	GS-4793	392114F425	GS-3594	392119F626	GS-3886
3910160Y10	GS-3454	3910173J20	GS-3482	392042F026	GS-4793	392114F426	GS-3595	39211AU325	GS-3886
3910160Y15	GS-3454	3910173N10	GS-3471	39204AU025	GS-4798	3921150Y00	GS-3449	39211AV325	GS-3887
3910161Y07	GS-3455	3910174N00	GS-3463	39204AY126	GS-4797	3921150Y10	GS-3450	39211AV625	GS-3831
3910161Y17	GS-3454	3910175N00	GS-3463	39204BM527	GS-4796	3921155A00	GS-3442	39211AV625	GS-4938
3910162Y00	GS-3454	3910175N10	GS-4622	3920511A25	GS-3432	3921158G00	GS-3651	39211AW325	GS-3965
3910162Y05	GS-3455	3910180N05	GS-3463	39205AU026	GS-4798	3921158G60	GS-3739	39211AY125	GS-3938
3910162Y10	GS-3454	3910180N15	GS-4622	39205AV325	GS-4878	392115C510	GS-4622	39211AY126	GS-4661

Umschlüsselungsliste / Cross list

39211AY625	GS-3942	3971102E10_	GS-4800	C92AAJD22B	GS-4047	0374195	GS-3123	0374410	GS-3834
39211BC50J	GS-3942	397112U600	GS-4886	OPEL	ZEKKERT	0374210	AW-4217	0374443	AW-4730
39211BM525	GS-4464	3971135F10	GS-4430	0374002	GS-3701	0374211	AW-4216	0374446	GS-3829
39211BM526	GS-3805	3971135F10	GS-3651	0374003	GS-3702	0374211	GS-3193	0374466	AW-4731
39211BM527	GS-3806	3971164J05	GS-4800	0374013	GS-3122	0374213	GS-3193	0374468	AW-4730
39211BM528	GS-4841	3971164Y00	GS-4883	0374014	GS-3135	0374218	GS-3195	0374471	GS-3900
39211BM529	GS-4842	39711-64Y00	GS-4883	0374015	GS-3126	0374221	GS-3195	0374472	GS-3900
39211BM560	GS-4842	3971170A10	GS-4793	0374027	GS-3122	0374221	AW-4217	0374473	GS-3900
39211BM726	GS-3807	39711EB30A	GS-4795	0374048	GS-3123	0374222	AW-4255	0374474	GS-3900
39211BU025	GS-3886	39711EE40A	GS-4487	0374049	GS-3124	0374241	GS-3600	0374545	AW-5040
39211CA100	GS-4003	39711-EE40A	GS-4487	0374053	GS-3828	0374249	AW-4516	0374548	AW-5041
39211CG000	GS-4924	39711JD02B	GS-4879	0374061	GS-3124	0374261	AW-4515	0374672	GS-3984
39211EB30A	GS-4007	39711JD24C	GS-4799	0374066	GS-3121	0374262	GS-3600	0374843	GS-3901
39211EB31A	GS-4669	39711JG34C	GS-4799	0374099	GS-3127	0374263	GS-3193	13191326	AW-5041
39211EG000	GS-4924	3971202A25	GS-4429	0374100	GS-3127	0374282	AW-4515	1603233	GS-3900
39211EL00B	GS-4040	39720ET028	GS-4880	0374103	AW-4516	0374312	AW-4217	1603234	GS-3901
39211JN30A	GS-4925	44014S7C950	GS-3663	0374118	GS-3123	0374317	AW-4599	1603237	GS-3123
39211-JN30A	GS-4925	4411465J00	GS-4801	0374126	GS-3126	0374321	AW-4646	1603251	GS-3944
39241CG027	GS-4924	4411465J01	GS-4801	0374130	GS-3136	0374322	AW-4645	1603270	GS-3987
3930110A01	GS-3432	9321150Y00	GS-3449	0374145	AW-4218	0374323	AW-4647	1603271	GS-4859
3930111A00	GS-3432	C9211EB30A	GS-4007	0374147	GS-3135	0374351	GS-3599	1603273	GS-3983
3930112A00	GS-3432	C9211EB31A	GS-4669	0374148	GS-3123	0374366	AW-4255	1603274	GS-3984
3930113A00	GS-3432	C9211EL00B	GS-4923	0374175	GS-3125	0374368	GS-3828	1603275	GS-3901
3930113A01	GS-3432	C9211EL10A	GS-4843	0374176	GS-3128	0374377	GS-3195	1603291	GS-3923
39600JD60A	GS-4886	C9211JD02B	GS-4844	0374178	AW-4216	0374387	GS-3834	1603403	GS-4016
3971102A05	GS-4429	C9211JD22B	GS-4047	0374188	AW-4217	0374403	GS-3830	1603403	GS-3783

Umschlüsselungsliste / Cross list

1603405	GS-4017	PORSCHE	ZEKKERT	7700102998	GS-3343	7700111506	AW-4648	7701210040	GS-4754
1603411	GS-4015	91133203001	GS-3105	7700102999	GS-3343	7700111748	AW-4688	7701349026	AW-4281
1603413	GS-4881	91133292301	GS-3105	7700103731	AW-4648	7700111810	AW-4538	7701349359	AW-4273
26032412	AW-4255	95534990100	GS-3921	7700104727	AW-4297	7700111812	AW-4538	7701349689	AW-4286
414204	GS-3105	95534990102	GS-3921	7700105484	AW-4538	7700111814	AW-4538	7701349727	AW-4268
4242328	GS-3136	95534990200	GS-3920	7700105486	AW-4538	7700111914	AW-4693	7701349734	AW-4286
4401720	GS-3745	95534990201	GS-3920	7700106007	AW-4648	7700111914	GS-3644	7701349769	AW-4288
4401727	GS-3745	RENAULT	ZEKKERT	7700106009	AW-4637	7700111916	GS-3644	7701349848	AW-4268
4409208	AW-4766	6001547028	AW-4866	7700106013	AW-4637	7700111916	AW-4692	7701349874	AW-4278
4409210	AW-4765	6001547029	AW-4867	7700106018	AW-4640	7700111918	AW-4688	7701349874	GS-3197
4413397	GS-3864	6001548102	AW-4866	7700106291	AW-4592	7700111918	GS-3866	7701349880	GS-3197
4414516	AW-4766	6001548103	AW-4867	7700107765	AW-4644	7700111920	AW-4689	7701349880	AW-4277
4414517	AW-4765	6001548658	AW-4873	7700108248	AW-4297	7700112116	AW-4767	7701349913	AW-4293
4414517	GS-3865	6001548659	AW-4873	7700109333	AW-4297	7700112116	GS-3644	7701349915	AW-4292
4430547	GS-3864	6001548660	AW-4874	7700109334	AW-4296	7700112149	AW-4296	7701349916	AW-4290
4700644	GS-3794	6001548661	AW-4874	7700110218	AW-4644	7700112315	AW-4644	7701349938	AW-4293
4701110	GS-3794	6001548718	AW-4864	7700110482	AW-4649	7700114453	AW-4637	7701349938	GS-3197
4705753	GS-3794	6001548720	AW-4865	7700110483	AW-4637	7700115010	AW-4637	7701349939	AW-4294
4705754	GS-3794	711106122	AW-4273	7700110484	AW-4648	7700115011	AW-4648	7701349940	AW-4286
4804594	GS-4855	711106221	AW-4292	7700110484	AW-4297	7700115196	AW-4693	7701349955	GS-3385
90576706	AW-4599	7700102978	AW-4679	7700110484	GS-3699	7700115197	AW-4692	7701349972	AW-4278
9117408	AW-4645	7700102978	GS-3343	7700111077	AW-4538	7700850487	AW-4287	7701349980	AW-4296
9117957	AW-4218	7700102979	AW-4680	7700111079	AW-4695	7700872598	AW-4591	7701349994	AW-4438
9201725	GS-3830	7700102980	GS-3343	7700111190	AW-4637	7700873322	AW-4539	7701349997	AW-4435
93176743	GS-3944	7700102981	AW-4681	7700111259	AW-4602	7700875246	AW-4538	7701349998	AW-4439
93192081	AW-4255	7700102998	AW-4679	7700111259	AW-4648	7701056621	AW-4648	7701351124	AW-4286

Umschlüsselungsliste / Cross list

7701351162	AW-4268	7701352021	AW-4285	7701352729	AW-4688	7701498958	AW-4273	7711135280	AW-4681
7701351172	AW-4288	7701352024	AW-4286	7701352750	AW-4643	7711106216	AW-4268	7711135307	AW-4744
7701351428	AW-4281	7701352133	GS-3384	7701352771	AW-4297	7711106221	AW-4292	7711135321	AW-4748
7701351479	GS-3197	7701352134	AW-4438	7701352774	AW-4649	7711106227	AW-4277	7711135414	AW-4828
7701351479	AW-4278	7701352144	AW-4439	7701352775	AW-4650	7711106228	AW-4278	7711135416	AW-4821
7701351480	AW-4278	7701352224	AW-4290	7701352776	AW-4649	7711130027	AW-4438	7711135417	AW-4821
7701351480	GS-3197	7701352288	AW-4287	7701352777	AW-4650	7711130028	AW-4439	7711135420	AW-4826
7701351484	GS-3197	7701352318	AW-4296	7701352869	AW-4644	7711130057	AW-4643	7711135906	AW-4786
7701351484	AW-4277	7701352318	AW-4584	7701352882	AW-4637	7711134777	AW-4747	7711368284	AW-4823
7701351486	AW-4277	7701352385	AW-4435	7701352907	GS-3643	7711134778	GS-3845	7711368656	AW-4602
7701351571	AW-4278	7701352415	GS-3623	7701465773	AW-4287	7711134779	AW-4745	7711497417	AW-4865
7701351571	GS-3197	7701352420	AW-4537	7701468452	AW-4287	7711134780	AW-4746	7711497474	AW-4866
7701351572	GS-3197	7701352422	AW-4545	7701468548	AW-4296	7711134786	AW-4743	7711497475	AW-4867
7701351572	AW-4277	7701352424	AW-4537	7701468842	AW-4688	7711134941	AW-4767	7711497477	AW-4866
7701351607	AW-4287	7701352425	AW-4537	7701469374	AW-4536	7711135005	AW-4602	7711497478	AW-4867
7701351608	AW-4287	7701352471	AW-4536	7701469542	GS-3643	7711135206	AW-4693	7711497479	AW-4873
7701351695	AW-4290	7701352471	GS-3623	7701469962	GS-3643	7711135207	AW-4692	7711497480	AW-4874
7701351701	AW-4292	7701352473	AW-4537	7701470700	AW-4643	7711135208	AW-4688	7711497524	AW-4537
7701351801	AW-4292	7701352474	AW-4537	7701470721	AW-4649	7711135216	AW-4693	8200014107	AW-4744
7701351806	AW-4293	7701352488	GS-3643	7701471084	AW-4637	7711135217	AW-4692	8200014111	AW-4745
7701351807	AW-4294	7701352595	AW-4536	7701471155	AW-4640	7711135233	AW-4536	8200014111	GS-3844
7701351841	AW-4285	7701352597	AW-4537	7701471284	AW-4637	7711135243	AW-4297	8200024622	AW-4643
7701351990	AW-4297	7701352598	AW-4539	7701471377	AW-4643	7711135246	AW-4648	8200026912	AW-4734
7701351995	GS-3385	7701352622	GS-3643	7701473014	AW-4734	7711135267	AW-4592	8200029444	AW-4643
7701352001	GS-3385	7701352628	AW-4592	7701498918	AW-4281	7711135278	AW-4680	8200029470	AW-4591
7701352020	AW-4286	7701352630	AW-4591	7701498955	AW-4288	7711135279	AW-4679	8200030623	AW-4743

Umschlüsselungsliste / Cross list

8200031134	AW-4644	8200169285	GS-3745	8200261840	AW-4864	8200432517	GS-3961	8200499895	AW-4682
8200031137	AW-4644	8200169288	GS-3745	8200261841	AW-4865	8200436366	GS-3927	8200503358	AW-4873
8200031149	AW-4592	8200169288	AW-4682	8200264664	GS-3926	8200436366	AW-4828	8200503359	AW-4874
8200035673	AW-4746	8200169291	AW-4766	8200264665	AW-4821	8200436848	GS-3867	8200511116	AW-4823
8200035673	GS-3844	8200173584	AW-4693	8200264667	GS-3926	8200436849	GS-3867	8200511122	AW-4820
8200052428	AW-4679	8200178618	AW-4679	8200264668	AW-4821	8200440187	AW-4864	8200511122	GS-3926
8200064731	AW-4689	8200178618	GS-3745	8200270510	AW-4865	8200441337	GS-4754	8200511220	GS-3926
8200064731	GS-3866	8200178624	GS-3745	8200272322	AW-4866	8200441340	GS-4754	8200511225	AW-4864
8200069146	AW-4766	8200178624	AW-4806	8200274159	AW-4602	8200444438	AW-4866	8200531917	AW-4820
8200069147	AW-4765	8200179212	AW-4765	8200300713	AW-4821	8200452268	GS-4032	8200534635	AW-4602
8200069147	GS-3864	8200198015	AW-4828	8200318010	AW-4867	8200452273	GS-4032	8200571876	AW-4602
8200079912	AW-4748	8200198016	AW-4826	8200327707	GS-3962	8200455157	AW-4865	8200598563	GS-4754
8200079913	AW-4747	8200198016	GS-3927	8200334338	GS-3864	8200460992	AW-4865	8200613822	AW-4602
8200079915	GS-3867	8200216519	GS-3961	8200334338	AW-4765	8200467679	GS-3867	8200613827	AW-4821
8200087857	AW-4788	8200216523	GS-3961	8200341698	GS-4000	8200470129	AW-4747	8200618111	AW-4865
8200090175	AW-4695	8200231953	AW-4296	8200356803	GS-3926	8200470131	GS-3867	8200618501	AW-4864
8200105214	AW-4637	8200232886	AW-4744	8200356803	AW-4823	8200484373	AW-4867	8200622834	AW-4786
8200110754	AW-4692	8200236092	AW-4602	8200358163	GS-3926	8200484376	AW-4867	8200622835	AW-4785
8200110754	GS-3644	8200236107	AW-4602	8200358164	GS-3926	8200485576	AW-4679	8200626032	AW-4785
8200167522	AW-4821	8200236109	AW-4786	8200358168	AW-4865	8200485578	AW-4806	8200626038	AW-4821
8200168513	AW-4538	8200236110	AW-4786	8200378880	AW-5460	8200485589	AW-4765	8200687739	AW-5363
8200169176	AW-4748	8200236110	GS-3866	8200378880	GS-4000	8200485589	GS-3864	8200687740	AW-5364
8200169177	GS-3867	8200236116	AW-4785	8200388506	AW-4823	8200499304	AW-4873	8200776535	GS-4032
8200169277	GS-3745	8200240425	AW-4602	8200408418	GS-3926	8200499306	AW-4874	8200776537	GS-4032
8200169277	AW-4734	8200240430	AW-4651	8200410080	AW-4648	8200499585	AW-4864	8200790517	AW-4828
8200169281	GS-3745	8200261838	GS-3926	8200432514	GS-3926	8200499586	AW-4865	8200985010	AW-4866

Umschlüsselungsliste / Cross list

8201045819	AW-4867	5232897	GS-3682	28021AA551	GS-3525	28321SA051	GS-3933	4410163J00	GS-3852
ROVER	ZEKKERT	5390489	GS-3683	28021AC090	GS-3526	28392AG000	GS-4464	4410163J10	GS-3852
03CGV1053	GS-3276	E152120186009	GS-3253	28021AC130	GS-4461	28392FG000	GS-4884	4410163J80	GS-3852
44305S74E01	GS-3631	SMART	ZEKKERT	28021AC130	GS-3525	28392-FG000	GS-4884	4410164B10	GS-3537
GCV1088	GS-3624	4543301101	GS-4711	28021AC200	GS-3530	28393AG010	GS-4057	4410164B11	GS-3537
GCV1112	GS-3403	A4543301101	GS-4711	28021AC220	GS-3763	28393AG011	GS-4057	4410164B20	GS-3537
GCV1117	GS-3403	SUBARU	ZEKKERT	28091AA010	GS-3525	28393AG030	GS-4941	4410167D00	GS-3645
GCV1119	GS-3578	28021AA003	GS-3526	28091AA012	GS-3525	28393-AG030	GS-4941	4410167D01	GS-3645
GCV1123	GS-3631	28021AA011	GS-3526	28091AA014	GS-3525	4410286G60	GS-3973	4410167D01	GS-4928
GCV1194	GS-3751	28021AA012	GS-3526	28091AA020	GS-3525	SUZUKI	ZEKKERT	4410171C12	GS-3537
GVC1053	GS-3276	28021AA013	GS-3526	28091AA024	GS-3525	4410154G50	GS-4049	4410175H10	GS-3851
GVC1069	GS-3278	28021AA021	GS-3525	28091AA094	GS-3526	4410155G00	GS-4049	4410176G70	GS-3851
TDJ100590	GS-3751	28021AA022	GS-3525	28091AC090	GS-3526	4410160A20	GS-3550	4410180E21	GS-3551
TFB000070	GS-3631	28021AA031	GS-3525	28091AC091	GS-4845	4410160G00	GS-3586	4410180G00	GS-3851
TFB000090	GS-3624	28021AA032	GS-3525	28094AC050	GS-4845	4410160G01	GS-3586	4410180G11	GS-3851
TFB000110	GS-3578	28021AA033	GS-3525	28321AG000	GS-3974	4410160G20	GS-3588	4410181A00	GS-3749
SAAB	ZEKKERT	28021AA130	GS-3525	28321AG010	GS-3974	4410160G22	GS-3588	4410183E11	GS-3794
12793840	GS-3923	28021AA131	GS-3525	28321AG011	GS-3974	4410160G23	GS-3589	4410184012	GS-3527
4000642	GS-3253	28021AA132	GS-3525	28321AG012	GS-3974	4410160G32	GS-4847	4410184150	GS-3527
4103263	GS-3255	28021AA160	GS-3526	28321AG020	GS-3974	4410160G33	GS-3589	4410184330	GS-3527
4242236	GS-3250	28021AA161	GS-3526	28321AG021	GS-3974	4410160G62	GS-3589	4410184331	GS-3527
4399325	GS-3250	28021AA162	GS-3526	28321AG022	GS-3974	4410160G72	GS-3589	4410186G00	GS-3973
4610572	GS-3255	28021AA481	GS-3526	28321SA030	GS-3933	4410160GB0	GS-3586	4410186G30	GS-3853
4610580	GS-3250	28021AA491	GS-3526	28321SA031	GS-3933	4410160GH0	GS-3586	4410186G60	GS-3979
4686960	GS-3682	28021AA511	GS-3525	28321SA040	GS-3933	4410160GN0	GS-3586	4410254G20	GS-3773
5171186	GS-3682	28021AA541	GS-3526	28321SA050	GS-3933	4410162J90	GS-3852	4410254G50	GS-4049

Umschlüsselungsliste / Cross list

4410255G00	GS-4049	4410281A00	GS-3749	4304002050	GS-4803	4341002240	GS-3893	4341010090	GS-3312
4410260A10	GS-3550	4410283E10	GS-3794	4304005050	GS-4888	4341002270	GS-3896	4341010130	GS-3312
4410260G00	GS-3586	4410284012	GS-3527	4304005060	GS-4809	4341002570	GS-4849	4341010150	GS-3314
4410260G23	GS-3589	4410284150	GS-3527	4304005070	GS-4889	4341002580	GS-4849	4341010200	GS-4292
4410260G23	GS-4847	4410284330	GS-3527	43040-05070	GS-4889	4341005060	GS-3320	4341012020	GS-3314
4410260G30	GS-3589	4410284331	GS-3527	4304005110	GS-4809	4341005060	GS-3318	4341012021	GS-3314
4410260G62	GS-3589	4410286G30	GS-3853	430400W030	GS-4807	4341005140	GS-3344	4341012030	GS-3315
4410260GB0	GS-3586	4410286G30000	GS-3853	4304020010	GS-4804	43410-05180	GS-4893	4341012040	GS-3315
4410260GH0	GS-3586	4410286G50	GS-3979	4304020020	GS-4892	4341005330	GS-3893	4341012050	GS-3314
4410260GN0	GS-3586	4410286G60	GS-3973	4304028010	GS-4805	4341005350	GS-3896	4341012060	GS-3314
4410262J90	GS-3852	44102M72F12	GS-3551	4304042021	GS-4891	4341006060	GS-3325	4341012070	GS-3315
4410263J00	GS-3852	44102M72F12	GS-3535	4304702030	GS-4358	4341006161	GS-3325	4341012080	GS-3314
4410263J30	GS-3852	44102M72F21	GS-3535	4340310010	GS-4480	434100D020	GS-3755	4341012081	GS-3314
4410263J50	GS-3852	4411565J00	GS-4887	4340310011	GS-4480	434100D080	GS-3755	4341012090	GS-3315
4410263J80	GS-3852	4411664B10	GS-3537	4340312040	GS-4292	434100D150	GS-3755	4341012091	GS-3315
4410264B10	GS-3537	4411754G10	GS-4802	4340502230	GS-4849	434100D170	GS-4760	4341012100	GS-3315
4410264B11	GS-3537	4411878K00	GS-4846	4340560030	GS-4932	434100H010	GS-4014	4341012101	GS-3315
4410264B20	GS-3537	4413160A01	GS-3550	4340560050	GS-4932	434100H010A	GS-4014	4341012120	GS-3314
4410267D00	GS-3645	4413260A00	GS-3550	4340560060	GS-3338	434100W180	GS-4930	4341012122	GS-3314
4410267D00	GS-4928	TOYOTA	ZEKERT	4340560070	GS-3338	4341010010	GS-3312	4341012122	GS-3318
4410272J10	GS-3851	4303005100	GS-4893	4340560070	GS-3336	4341010020	GS-3312	4341012130	GS-3314
4410276G70	GS-3851	430300W040	GS-4808	4340560080	GS-3336	4341010021	GS-3312	4341012131	GS-3318
4410277E02	GS-3585	4303033040	GS-4890	4340560120	GS-4932	4341010030	GS-3312	4341012140	GS-3315
4410279C00	GS-3851	4303033041	GS-4890	4340560120	GS-3592	4341010040	GS-3312	4341012141	GS-3315
4410280E21	GS-3551	4304002020	GS-4804	4341002010	GS-3315	4341010050	GS-3312	4341012150	GS-3315
4410280G00	GS-3851	4304002030	GS-4809	4341002011	GS-3315	4341010060	GS-3312	4341012151	GS-3315

Umschlüsselungsliste / Cross list

4341012170	GS-3315	4341016050	GS-3314	4341020321	GS-3322	4341032011	GS-3315	4342002080	GS-3320
4341012171	GS-3315	4341016060	GS-3314	4341020331	GS-3320	4341032020	GS-3315	4342002270	GS-3893
4341012181	GS-3317	4341016080	GS-3314	4341020341	GS-3318	4341032021	GS-3315	4342002300	GS-3896
4341012191	GS-3320	4341016090	GS-3314	4341020342	GS-3318	4341032022	GS-3315	4342002610	GS-4849
4341012200	GS-3317	4341016132	GS-3318	4341020342	GS-3315	4341032030	GS-3315	4342002620	GS-4849
4341012210	GS-3315	4341016191	GS-3318	4341020430	GS-3318	4341032031	GS-3315	4342005020	GS-3318
4341012260	GS-3318	4341020010	GS-3315	4341020431	GS-3318	4341032040	GS-3315	4342005080	GS-3318
4341012270	GS-3318	4341020020	GS-3315	4341020440	GS-4292	4341032041	GS-3315	4342005100	GS-3344
4341012350	GS-3318	4341020031	GS-3315	4341020441	GS-4292	4341032060	GS-3315	4342005130	GS-3796
4341012351	GS-3318	4341020040	GS-3315	4341020444	GS-4072	4341032061	GS-3315	4342006060	GS-3325
4341012351	GS-3315	4341020100	GS-3315	4341020444	GS-3320	4341032211	GS-4095	4342006161	GS-3325
4341012352	GS-3315	4341020101	GS-3320	4341020450	GS-3318	4341032221	GS-4095	434200D020	GS-3755
4341012352	GS-3318	4341020142	GS-4292	4341020451	GS-3318	4341042021	GS-3315	434200D080	GS-3755
4341012353	GS-3318	4341020151	GS-3318	4341020470	GS-3318	4341042060	GS-3822	434200D150	GS-3755
4341012353	GS-3315	4341020152	GS-3318	4341020540	GS-3317	4341047010	GS-3858	434200D170	GS-4760
4341012360	GS-3317	4341020180	GS-3315	4341020580	GS-3317	4341047020	GS-3345	434200W210	GS-4930
4341012401	GS-3317	4341020181	GS-3315	4341020582	GS-3344	4341048010	GS-4851	4342010020	GS-3312
4341012411	GS-3317	4341020220	GS-3315	4341020780	GS-3858	4341048030	GS-4851	4342010021	GS-3312
4341012420	GS-3318	4341020231	GS-3317	4341026040	GS-3398	4341048040	GS-4851	4342010030	GS-3312
4341012430	GS-3318	4341020240	GS-3324	4341028010	GS-4095	4341048050	GS-3822	4342010060	GS-3312
4341012490	GS-3345	4341020241	GS-3324	4341028020	GS-4095	4341048071	GS-3822	4342010090	GS-3312
4341012600	GS-3858	4341020242	GS-3321	4341028030	GS-3822	4341052050	GS-3753	4342010130	GS-3312
4341012660	GS-4099	4341020243	GS-3321	4341028040	GS-3822	4341052070	GS-3793	4342010150	GS-3314
4341012670	GS-3858	4341020291	GS-3317	4341028080	GS-3822	4341059050	GS-3753	4342012020	GS-3314
4341012H00	GS-3315	4341020310	GS-3334	4341028130	GS-3822	4341097214	GS-4567	4342012021	GS-3314
4341013050	GS-3827	4341020311	GS-3334	4341032010	GS-3315	43410-97244	GS-4567	4342012030	GS-3314

Umschlüsselungsliste / Cross list

4342012040	GS-3315	4342016080	GS-3314	4342020304	GS-3315	4342042120	GS-3822	4343035021	GS-3800
4342012041	GS-3315	4342016090	GS-3314	4342020380	GS-3315	4342044120	GS-3822	4343035022	GS-3800
4342012060	GS-3314	4342020010	GS-3315	4342020380	GS-3317	4342047020	GS-3345	4343035030	GS-3646
4342012070	GS-3315	4342020020	GS-3315	4342020431	GS-3324	4342048010	GS-4851	4343060060	GS-3826
4342012071	GS-3315	4342020060	GS-3315	4342020490	GS-3317	4342048030	GS-4851	434300K020	GS-4110
4342012082	GS-3314	4342020070	GS-3315	4342028010	GS-4095	4342048050	GS-4851	4346009160	GS-3325
4342012090	GS-3314	4342020111	GS-3318	4342028020	GS-4095	4342048091	GS-3822	4346009270	GS-3690
4342012091	GS-3318	4342020112	GS-3318	4342028030	GS-3822	4342051Y10	GS-3315	4346009290	GS-3691
4342012100	GS-3315	4342020120	GS-3315	4342028040	GS-3822	4342052040	GS-3753	4346009331	GS-3796
4342012101	GS-3315	4342020121	GS-3320	4342028050	GS-4095	4342052050	GS-3753	4346009490	GS-3691
4342012110	GS-3315	4342020170	GS-3315	4342032010	GS-3315	4342052070	GS-3793	4346009510	GS-3796
4342012111	GS-3315	4342020190	GS-3324	4342032011	GS-3315	4342059050	GS-3753	4346009530	GS-3755
4342012140	GS-3315	4342020191	GS-3324	4342032030	GS-3315	4343026013	GS-3800	4346009600	GS-3893
4342012141	GS-3315	4342020192	GS-3321	4342032031	GS-3315	4343026021	GS-3800	4346009601	GS-3893
4342012161	GS-3320	4342020193	GS-3324	4342032040	GS-3315	4343026031	GS-3398	4346009611	GS-3895
4342012250	GS-3318	4342020241	GS-3334	4342032041	GS-3315	4343026032	GS-3800	4346009621	GS-3896
4342012260	GS-3318	4342020271	GS-3322	4342032121	GS-3317	4343026040	GS-3800	4346009A21	GS-3896
4342012330	GS-3344	4342020281	GS-3318	4342032122	GS-3317	4343026041	GS-3800	4346009A22	GS-3896
4342012331	GS-3318	4342020291	GS-3315	4342032163	GS-3344	4343028021	GS-4095	4346009C80	GS-4014
4342012331	GS-3315	4342020292	GS-3315	4342032163	GS-3318	4343028022	GS-4095	4346009M20	GS-4930
4342012360	GS-3317	4342020292	GS-3318	4342032171	GS-4095	4343028031	GS-4095	4346009M70	GS-4760
4342012420	GS-3345	4342020292	GS-3324	4342032181	GS-4095	4343028040	GS-4095	4346009P50	GS-3896
4342012590	GS-3858	4342020301	GS-3315	4342042020	GS-3317	4343028050	GS-4095	4346009P70	GS-3896
4342013030	GS-3827	4342020302	GS-3315	4342042021	GS-3315	4343035010	GS-3398	4346009T10	GS-4099
4342016050	GS-3314	4342020302	GS-3318	4342042050	GS-3827	4343035011	GS-3800	4346019085	GS-3312
4342016060	GS-3314	4342020304	GS-3318	4342042091	GS-3858	4343035012	GS-3800	4346019086	GS-3312

Umschlüsselungsliste / Cross list

4346019095	GS-3314	4346049055	GS-4851	4347009A38	GS-3896	4430560030	GS-4929	171407331C	GS-3178
4346019096	GS-3314	4346049065	GS-3827	4347009A39	GS-3896	4430560030	GS-4079	171407331E	GS-3178
4346019276	GS-3318	4346049106	GS-3827	4347009C90	GS-4014	4430560050	GS-4079	171407331F	GS-3138
4346019286	GS-3315	4346049125	GS-3827	4347009L40	GS-4760	4430560050	GS-4929	171407331L	GS-3178
4346019306	GS-3315	4346049126	GS-3827	4347009M60	GS-4930	4641005310	GS-3796	171498099	GS-3179
4346019365	GS-3320	4346049165	GS-3827	4347009V10	GS-4935	4646009331	GS-3796	171498099A	GS-3181
4346019365	GS-4072	4346049166	GS-3827	43470-09V10	GS-4935	9031660004	GS-3398	171498099B	GS-3180
4346019795	GS-3345	4346049167	GS-3827	4347009W20	GS-4099	VAG	ZEKKERT	171498099BX	GS-3180
4346029067	GS-3800	4346059025	GS-3753	4347019216	GS-3318	022409345B	AW-5472	171498099C	GS-3181
4346029098	GS-4292	4346059045	GS-3793	4347019236	GS-3315	0A5409355C	AW-5473	171498099CX	GS-3180
4346029099	GS-3318	4346069035	GS-4092	4347019316	GS-3320	113501331	GS-3137	171498103	GS-3137
4346029177	GS-4095	4346069145	GS-4092	4347019316	GS-4072	113598101	GS-3137	171498103B	GS-3178
4346029178	GS-4095	4346080094	GS-3318	4347029107	GS-3314	115420170	GS-3260	171498103C	GS-3138
4346029179	GS-4095	4346080145	GS-3318	4347029108	GS-3318	115420171	GS-3259	171498103CX	GS-3137
4346029188	GS-4095	4347009330	GS-4105	4347029487	GS-4095	115420214	GS-3260	171498103D	GS-3178
4346029189	GS-4095	4347009440	GS-3690	4347039086	GS-3315	115420214	AW-4395	171498103DV	GS-3178
4346029425	GS-4848	4347009480	GS-3690	4347039355	GS-3327	115420217	GS-3260	171498103DX	GS-3178
4346039025	GS-3398	4347009480	GS-3691	4347039366	GS-3327	115420217	AW-4396	171498350X	GS-3178
4346039026	GS-3398	4347009500	GS-3691	4347039376	GS-4931	115421210	AW-4395	191407271	AW-4239
4346039027	GS-3398	4347009541	GS-3796	4347049095	GS-4851	150498099	GS-3642	191407271A	AW-4241
4346039046	GS-3398	4347009560	GS-3690	4347049105	GS-4851	150498099A	GS-3642	191407271B	AW-4241
4346039065	GS-3646	4347009740	GS-3691	4347059025	GS-3753	171407311	GS-3179	191407271C	AW-4241
4346039155	GS-4931	4347009760	GS-3796	4347059045	GS-3793	171407311J	GS-3180	191407271CX	AW-4241
4346039175	GS-3398	4347009780	GS-3755	4347080018	GS-3858	171407311K	GS-3180	191407271N	AW-4239
4346039275	GS-3398	4347009A14	GS-3893	4347080020	GS-4099	171407311L	GS-3139	191407271NV	AW-4239
4346049045	GS-4851	4347009A15	GS-3896	4347080148	GS-3318	171407311P	GS-3155	191407271NX	AW-4239

Umschlüsselungsliste / Cross list

191407271P	AW-4241	191497449X	AW-4241	1H0407331D	GS-3170	1J0407271Q	AW-4571	1J0407452V	AW-4572
191407271Q	AW-4241	191498099	GS-3181	1H0407331H	GS-3138	1J0407272	AW-4572	1J0407452X	AW-4572
191407271R	AW-4241	191498099A	GS-3183	1H0498099	GS-3183	1J0407272AG	AW-4572	1J0498099	GS-3642
191407271RV	AW-4241	191498099AV	GS-3183	1H0498099A	GS-3185	1J0407272AH	AW-4572	1J0498099A	GS-3642
191407272A	AW-4242	191498099AX	GS-3183	1H0498099E	GS-3185	1J0407272AP	AW-4570	1J0498099AX	GS-3642
191407272AE	AW-4242	191498099B	GS-3183	1H0498099V	GS-3183	1J0407272AT	AW-4572	1J0498099B	GS-3185
191407272AG	AW-4244	191498099BV	GS-3183	1H0498099X	GS-3183	1J0407272BL	AW-4570	1J0498099BX	GS-3185
191407272BD	AW-4244	191498099F	GS-3181	1H0498340X	GS-3183	1J0407272BM	AW-4570	1J0498099E	GS-3728
191407272C	AW-4242	191498099FV	GS-3181	1J0407271AA	AW-4671	1J0407272C	AW-4572	1J0498099EX	GS-3728
191407272CV	AW-4244	191498099FX	GS-3181	1J0407271AC	AW-4571	1J0407272DA	AW-4570	1J0498103	GS-3138
191407272CX	AW-4244	191498103	GS-3175	1J0407271AH	AW-4571	1J0407272F	AW-4570	1J0498103K	GS-3676
191407272F	AW-4244	191498103A	GS-3175	1J0407271AL	AW-4571	1J0407272JK	AW-4572	1K0407271CQ	AW-4831
191407274BX	AW-4242	191498103C	GS-3175	1J0407271AM	AW-4571	1J0407311C	GS-3185	1K0407272BG	AW-4833
191407274CX	AW-4244	191498104	GS-3182	1J0407271AP	AW-4263	1J0407311D	GS-3185	1K0407272FS	AW-4832
191407274DX	AW-4244	191498104A	GS-3182	1J0407271AQ	AW-4263	1J0407311R	GS-3728	1K0407272HK	AW-4833
191407311	GS-3181	191498104C	GS-3175	1J0407271CG	AW-4671	1J0407341D	GS-3676	1K0407311F	GS-3956
191407311B	GS-3183	191498340X	GS-3181	1J0407271EP	AW-4671	1J0407341F	GS-3676	1K0407311G	GS-3935
191407311C	GS-3183	191598099	GS-3139	1J0407271ES	AW-4671	1J0407451AX	AW-4263	1K0407311H	GS-3935
191407311F	GS-3183	1H0407271CX	GS-3399	1J0407271F	AW-4571	1J0407451BX	AW-4571	1K0407311J	GS-3941
191407311H	GS-3181	1H0407271GX	GS-3399	1J0407271FD	AW-4671	1J0407451HX	AW-4671	1K0407311L	GS-3935
191407311L	GS-3183	1H0407272N	AW-4246	1J0407271FN	AW-4263	1J0407451P	AW-4671	1K0407451PX	AW-4831
191407331	GS-3170	1H0407311	GS-3185	1J0407271GC	AW-4671	1J0407451PV	AW-4671	1K0498099	GS-3935
191407331A	GS-3170	1H0407311C	GS-3181	1J0407271H	AW-4263	1J0407451PX	AW-4671	1K0498099A	GS-3935
191407449X	AW-4241	1H0407311D	GS-3183	1J0407271JD	AW-4263	1J0407451QX	AW-4263	1K0498099B	GS-3941
191407450X	AW-4242	1H0407331	GS-3178	1J0407271LM	AW-4671	1J0407452BX	AW-4570	1K0498099C	GS-3935
191497311J	GS-3183	1H0407331B	GS-3170	1J0407271LN	AW-4671	1J0407452EX	AW-4570	1K0498099D	GS-3956

Umschlüsselungsliste / Cross list

1K0498099E	GS-3935	321407311M	GS-3139	357407271PX	AW-4245	357498103X	GS-3175	431407331G	GS-3109
1K0498099X	GS-3935	321407331D	GS-3170	357407272	AW-4246	357498104	GS-3182	431407331H	GS-3164
1K0498103	GS-3175	321498099A	GS-3139	357407272B	AW-4246	357498104V	GS-3182	431498099A	GS-3148
1K0498103B	GS-3138	321498099B	GS-3139	357407272F	AW-4246	357498104X	GS-3182	431498099AX	GS-3148
1K0498103C	GS-3934	321498099C	GS-3155	357407272FX	AW-4246	357498340AX	GS-3184	431498099D	GS-3149
1K0498103E	GS-3957	321498099E	GS-3139	357407272L	AW-4246	377407311	GS-3139	431498099E	GS-3148
1K0498103JX	GS-3934	321498099EX	GS-3139	357407272M	AW-4246	3B0407271N	AW-4496	431498099F	GS-3149
1K0498103X	GS-3147	321498099F	GS-3139	357407272MV	AW-4246	3B0407272M	AW-4497	431498103C	GS-3109
1KM498099	GS-3941	321498103	GS-3137	357407272MX	AW-4246	3B0498099	GS-3667	431498103CX	GS-3109
211501331B	GS-3192	321498103A	GS-3138	357407311	GS-3183	3B0498099A	GS-3572	437407305	GS-3149
211598101	GS-3192	321498103B	GS-3147	357407449AX	AW-4245	3B0498099B	GS-3743	441072651586	GS-3260
212501331	GS-3192	321498103C	GS-3182	357407450V	AW-4246	3B0498099BX	GS-3743	441072651706	GS-3260
251501203B	AW-4254	321498103CV	GS-3182	357407450X	AW-4246	3B0498099C	GS-3743	441407305B	GS-3169
251501203BX	AW-4254	321498103CX	GS-3182	357498099	GS-3183	3B0498099D	GS-3667	443407305	GS-3149
251501203D	AW-4254	321498103V	GS-3137	357498099A	GS-3183	3B0498099DX	GS-3667	443407305B	GS-3167
251501203DX	AW-4254	321498103X	GS-3137	357498099D	GS-3183	3B0498099E	GS-3399	443407311	GS-3166
251501203G	AW-4254	321498350V	GS-3137	357498099DV	GS-3184	3B0498103	GS-3164	443407331D	GS-3109
251501331	GS-3192	321498350X	GS-3137	357498099DX	GS-3184	3B0498103B	GS-4046	443407331G	GS-3109
251598101	GS-3192	357407271A	AW-4245	357498099E	GS-3185	3C0407311A	GS-4011	443498099B	GS-3167
251598101A	GS-3109	357407271B	AW-4246	357498099EV	GS-3185	3C0498099	GS-4011	443498099BX	GS-3167
251598101X	GS-3192	357407271EX	AW-4245	357498099EX	GS-3185	3C0498103A	GS-4895	443498099C	GS-3167
3015012031	GS-3192	357407271G	AW-4245	357498099X	GS-3183	3C0498103AX	GS-4895	443498099CX	GS-3167
3054073111	GS-3139	357407271GX	AW-4245	357498103	GS-3175	3C0498103G	GS-4895	443498099D	GS-3166
305407311B	GS-3139	357407271H	AW-4245	357498103A	GS-3175	3C0498103GX	GS-4895	443498103	GS-3164
305407311C	GS-3139	357407271HX	AW-4245	357498103B	GS-3175	431407275	GS-3148	443498103A	GS-3109
321407311L	GS-3139	357407271P	AW-4245	357498103V	GS-3175	431407311A	GS-3148	4A0407272BS	AW-4238

Umschlüsselungsliste / Cross list

4A0407272DG	AW-4238	4E0498103	GS-3575	6Q0407272BE	AW-4714	6U0407271A	AW-4395	701407451A	AW-4250
4A0407305A	GS-3173	4F0498099A	GS-3986	6Q0407272BH	AW-4714	6U0407271F	AW-4395	701407451X	AW-4249
4A0407305E	GS-3167	4H0498103A	GS-4772	6Q0407272BK	AW-4719	6U0407271FX	AW-4395	701498099	GS-3190
4A0407305F	GS-3173	4H0498103AV	GS-4772	6Q0407272DH	AW-4719	6U0407272A	AW-4396	701498099A	GS-3191
4A0407305G	GS-3169	4H0498103AX	GS-4772	6Q0407272DR	AW-4714	6U0407272AF	AW-4396	701498099AV	GS-3191
4A0407311B	GS-3169	535498104	GS-3182	6Q0407311Q	GS-3788	6U0407272F	AW-4396	701498099AX	GS-3191
4A0407341B	GS-4046	5N0498103A	GS-4810	6Q0407451DX	AW-4713	6U0407272FX	AW-4396	701498099B	GS-3188
4A0407452X	AW-4238	5N0498103AV	GS-4810	6Q0407451EV	AW-4713	6U0407311	GS-3260	701498099BX	GS-3188
4A0498099	GS-3169	5X0498099A	GS-3139	6Q0407451EX	AW-4713	6U0407331	GS-3259	701498099C	GS-3189
4A0498099B	GS-3173	6N0407271	AW-4458	6Q0407451X	AW-4713	6U0498099A	GS-3260	701498099CX	GS-3189
4A0498099C	GS-3173	6N0407271V	AW-4458	6Q0407452EX	AW-4714	6U0498103A	GS-3259	701498099V	GS-3190
4A0498099D	GS-3169	6N0407271X	AW-4458	6Q0407452FX	AW-4714	701407271AB	AW-4542	701498099X	GS-3190
4A0498099J	GS-3173	6N0407311	GS-3401	6Q0407452GX	AW-4714	701407271B	AW-4251	701498103	GS-3186
4B0407271AP	AW-4605	6N0407331	GS-3178	6Q0498099	GS-3789	701407271BV	AW-4251	701498103A	GS-3187
4B0407271F	AW-4605	6N0407449V	AW-4458	6Q0498099A	GS-3790	701407271BX	AW-4251	701498103AX	GS-3187
4B0407272AP	AW-4606	6N0498099	GS-3401	6Q0498099B	GS-3788	701407271CX	AW-4238	701498103X	GS-3186
4B0407272C	AW-4607	6N0498099X	GS-3401	6Q0498099C	GS-3790	701407271M	AW-4249	701498340AX	GS-3191
4B0407272F	AW-4606	6N0498103	GS-3178	6Q0498099D	GS-3789	701407271P	AW-4250	701498340BX	GS-3188
4B0407418E	AW-4606	6Q0407271AK	AW-4713	6Q0498099DX	GS-3789	701407321B	GS-3190	701498340CX	GS-3189
4B0498103	GS-3109	6Q0407271AL	AW-4713	6Q0498099E	GS-3788	701407321C	GS-3191	701498340X	GS-3190
4D0407305B	GS-3849	6Q0407271AS	AW-4713	6Q0498099EX	GS-3788	701407321D	GS-3188	7D0498099	GS-3189
4D0407305B	GS-3399	6Q0407271AT	AW-4713	6Q0498103A	GS-3138	701407321E	GS-3189	7D0498103	GS-3748
4D0498099	GS-3399	6Q0407271BC	AW-4713	6Q0498103D	GS-3795	701407321G	GS-3189	7D0498331	GS-3748
4D0498099A	GS-3399	6Q0407271DA	GS-3788	6QE07271G	AW-4713	701407331A	GS-3186	7H0407271AF	AW-4840
4D0498099X	GS-3399	6Q0407272BC	AW-4714	6QE498099B	GS-4009	701407331B	GS-3187	7H0407271AK	AW-4839
4D0598099	GS-3399	6Q0407272BD	AW-4714	6R0498099	GS-3789	701407449X	AW-4251	7H0407271AL	AW-4840

Umschlüsselungsliste / Cross list

7H0407271E	AW-4839	7H0407452AX	AW-4841	7L0498103A	GS-3920	7M0407321B	GS-3576	7M3407451V	AW-4635
7H0407271Q	AW-4840	7H0407452JV	AW-4841	7L6407321E	GS-3922	7M0407449AX	AW-4504	7M3407451X	AW-4635
7H0407271T	AW-4839	7H0407452JX	AW-4841	7L6498099A	GS-3922	7M0407450AX	AW-4503	7M3407761X	AW-4502
7H0407272AC	AW-4841	7H0407452NV	AW-4838	7L6498099B	GS-3922	7M0407451A	AW-4502	7M3498103H	GS-3575
7H0407272AJ	AW-4838	7H0407452NX	AW-4838	7L6498099C	GS-3922	7M0407451AX	AW-4504	803407275A	GS-3148
7H0407272AL	AW-4841	7H0407452PX	AW-4841	7M0407271A	AW-4504	7M0407452X	AW-4503	803498099A	GS-3148
7H0407272BB	AW-4841	7H0407452SX	AW-4838	7M0407271AV	AW-4504	7M0498099	GS-3574	811407311	GS-3155
7H0407272BC	AW-4838	7H0407452TX	AW-4838	7M0407271AX	AW-4504	7M0498099A	GS-3576	811407331	GS-3164
7H0407272BD	AW-4841	7H0407452V	AW-4838	7M0407271C	AW-4507	7M0498099V	GS-3574	811498099	GS-3155
7H0407272BK	AW-4838	7H0407452X	AW-4838	7M0407271F	AW-4504	7M307271Q	AW-4635	811498099F	GS-3139
7H0407272BL	AW-4841	7H0498099	GS-3951	7M0407271J	AW-4504	7M3407271	AW-4502	811498103A	GS-3147
7H0407272CH	AW-4838	7H0498099A	GS-3952	7M0407271L	AW-4504	7M3407271A	AW-4635	861498103A	GS-3178
7H0407272S	AW-4838	7H0498099B	GS-3952	7M0407271M	AW-4507	7M3407271E	AW-4635	893407305C	GS-3152
7H0407321	GS-3952	7H0498103	GS-3950	7M0407271MX	AW-4507	7M3407271F	AW-4502	893407305G	GS-3169
7H0407321A	GS-3951	7H0498104F	GS-3949	7M0407271Q	AW-4504	7M3407271M	AW-4502	893407305N	GS-3154
7H0407321B	GS-3951	7H0498104G	GS-4769	7M0407271R	AW-4504	7M3407271N	AW-4502	893407311	GS-3155
7H0407321C	GS-3952	7H0498104GX	GS-4769	7M0407272A	AW-4503	7M3407271P	AW-4502	893407311D	GS-3157
7H0407321D	GS-3952	7H0498104K	GS-3949	7M0407272AV	AW-4503	7M3407271PX	AW-4502	893498099	GS-3155
7H0407331B	GS-3950	7L0407321D	GS-3921	7M0407272C	AW-4505	7M3407271Q	AW-4635	893498099B	GS-3157
7H0407332J	GS-4769	7L0407331A	GS-3920	7M0407272CX	AW-4505	7M3407271QX	AW-4635	893498099D	GS-3152
7H0407332P	GS-3949	7L0498099	GS-3921	7M0407272E	AW-4503	7M3407272D	AW-4505	893498099E	GS-3150
7H0407451CV	AW-4840	7L0498099A	GS-3921	7M0407272F	AW-4503	7M3407451A	AW-4502	893498099F	GS-3157
7H0407451JX	AW-4839	7L0498099AX	GS-3921	7M0407272G	AW-4505	7M3407451AV	AW-4502	893498099G	GS-3151
7H0407451TX	AW-4840	7L0498099C	GS-3921	7M0407272H	AW-4503	7M3407451AX	AW-4502	893498099GX	GS-3151
7H0407451X	AW-4839	7L0498099CX	GS-3921	7M0407272K	AW-4503	7M3407451BV	AW-4502	893498099H	GS-3157
7H0407452AV	AW-4841	7L0498103	GS-3920	7M0407321A	GS-3574	7M3407451BX	AW-4502	893498099L	GS-3169

Umschlüsselungsliste / Cross list

893498099LX	GS-3169	8D0407271AN	AW-4501	8D0407272DT	AW-4497	8D0407454CX	AW-4497	8E0498099	GS-3847
893498099M	GS-3154	8D0407271AP	AW-4490	8D0407272ED	AW-4499	8D0498099	GS-3572	8E0498099A	GS-3849
893498099MX	GS-3154	8D0407271AQ	AW-4495	8D0407272EF	AW-4497	8D0498099A	GS-3573	8E0498099A	GS-3399
893498099P	GS-3141	8D0407271BA	AW-4490	8D0407305G	GS-3572	8D0498099B	GS-3572	8E0498099C	GS-3850
893498099PX	GS-3141	8D0407271BB	AW-4496	8D0407305H	GS-3573	8D0498099BX	GS-3572	8E0498099D	GS-3848
893498103	GS-3147	8D0407271BC	AW-4498	8D0407305J	GS-3399	8D0498099C	GS-3573	8E0498099DX	GS-3848
893498103X	GS-3147	8D0407271BJ	AW-4501	8D0407305M	GS-3743	8D0498099D	GS-3399	8E0498099E	GS-3849
895407271D	AW-4225	8D0407271BP	AW-4499	8D0407305Q	GS-3667	8D0498099E	GS-3399	8E0498099E	GS-3937
895407305	GS-3151	8D0407271CL	AW-4501	8D0407451AV	AW-4495	8D0498103	GS-3164	8E0498099G	GS-3849
895407305A	GS-3173	8D0407271DJ	AW-4501	8D0407451AX	AW-4495	8D0498103A	GS-3164	8E0498099G	GS-3399
895407305B	GS-3154	8D0407271DL	AW-4490	8D0407451BV	AW-4501	8D0498103AX	GS-3164	8E0498099X	GS-3848
895407311	GS-3150	8D0407271DP	AW-4501	8D0407451BX	AW-4501	8E0407271AA	AW-5078	8E0498099X	GS-3847
895498099A	GS-3154	8D0407271DT	AW-4496	8D0407451CV	AW-4496	8E0407271BE	AW-5078	8E0498103A	GS-3187
895498099B	GS-3151	8D0407271ED	AW-4498	8D0407451CX	AW-4496	8E0407271BF	AW-5078	8K0407271Q	GS-4772
895498099C	GS-3173	8D0407272AJ	AW-4497	8D0407451FX	AW-4501	8E0407271S	AW-4750	8K0407305E	GS-4037
895498099D	GS-3173	8D0407272AL	AW-4499	8D0407451V	AW-4490	8E0407271T	AW-5078	8K0407305F	GS-4039
895498099H	GS-3154	8D0407272AN	AW-4500	8D0407451X	AW-4490	8E0407272S	AW-4751	8K0498099A	GS-4037
8A0407271AE	AW-4225	8D0407272AP	AW-4493	8D0407452AV	AW-4494	8E0407305A	GS-3847	8K0498099AX	GS-4037
8A0407271H	AW-4225	8D0407272AQ	AW-4494	8D0407452AX	AW-4494	8E0407305A	GS-3848	8K0498099C	GS-4039
8A0407271J	AW-4225	8D0407272BB	AW-4497	8D0407452BV	AW-4500	8E0407305B	GS-3850	8K0498103D	GS-4772
8A0407305F	GS-3169	8D0407272BC	AW-4499	8D0407452BX	AW-4500	8E0407451GX	AW-4750	8K0498103DX	GS-4772
8A0407305G	GS-3141	8D0407272BJ	AW-4500	8D0407452CV	AW-4497	8E0407451HX	AW-5078	8R0407271C	GS-4772
8A0498099	GS-3154	8D0407272CL	AW-4500	8D0407452CX	AW-4497	8E0407451NX	AW-5078	ZBC407331	GS-3138
8A0498099X	GS-3154	8D0407272DJ	AW-4500	8D0407452FX	AW-4500	8E0407451PX	AW-5078	VOLVO	ZEKERT
8D0407271AJ	AW-4496	8D0407272DL	AW-4493	8D0407453EV	AW-4496	8E0407452GX	AW-4751	30610835	GS-3903
8D0407271AL	AW-4498	8D0407272DP	AW-4500	8D0407454CV	AW-4497	8E0498099	GS-3848	30611702	GS-3780

Umschlüsselungsliste / Cross list

30611947	GS-3679	8111308	GS-3633	9463379	GS-3653
30713272	GS-4871	8251532	GS-3679	9601096	AW-4391
30871328	GS-3635	8601097	AW-4392		
34331017	GS-3242	8601100	GS-3246		
34349050	GS-3241	8601101	GS-3246		
36000363	GS-4850	8601102	GS-3633		
36000518	GS-3654	8601103	GS-3633		
36000519	GS-3654	8601581	GS-4852		
36000550	GS-4899	8602574	GS-3654		
36000692	GS-4853	8602577	GS-3654		
36000931	GS-4858	8603794	GS-3654		
36001075	GS-4853	8603802	GS-4852		
36001076	GS-4853	8603886	GS-4852		
36001194	GS-4850	9122567	GS-3246		
36001451	GS-4853	9122569	AW-4391		
36001452	GS-4853	91225698	AW-4391		
36001531	GS-4853	9122570	AW-4392		
5003846	GS-3246	91225706	AW-4392		
5003847	GS-3246	9122833	GS-3246		
5003911	GS-3633	9122919	GS-3633		
5003912	GS-3633	9122920	GS-3633		
6843198	GS-3246	9163592	AW-4392		
8111303	GS-3246	9163593	AW-4391		
8111304	GS-3246	9163594	GS-3633		
8111306	AW-4391	9163595	GS-3246		
8111307	GS-3633	9463378	GS-3654		

Umschlüsselungsliste / Cross list

LÖBRO	ZEKERT								
300645	AW-4202	300879	GS-3119	301064	GS-3126	301241	AW-4245	301841	AW-4365
300669	AW-4254	300881	GS-3145	301065	GS-3128	301242	AW-4246	301842	AW-4366
300681	AW-4205	300884	GS-3229	301070	GS-3183	301258	AW-4225	301858	AW-4281
300689	AW-4206	300886	GS-3228	301075	GS-3167	301287	AW-4497	301859	AW-4288
300690	AW-4208	300891	GS-3481	301092	GS-3206	301288	AW-4496	301862	AW-4273
300693	AW-4200	300893	GS-3449	301103	GS-3102	301289	AW-4499	301866	AW-4268
300694	AW-4204	300895	GS-3526	301116	GS-3137	301290	AW-4498	301872	AW-4286
300745	AW-4207	300896	GS-3347	301117	GS-3178	301321	AW-4238	301878	AW-4277
300749	AW-4209	300900	GS-3146	301123	GS-3122	301323	AW-4251	301879	AW-4278
300841	GS-3572	300902	GS-3455	301124	GS-3127	301376	AW-4469	301885	AW-4287
300842	GS-3446	300905	GS-3185	301126	GS-3245	301397	AW-4391	301886	AW-4290
300847	GS-3445	300913	GS-3107	301134	GS-3164	301398	AW-4392	301888	AW-4294
300848	GS-3525	300918	GS-3232	301137	GS-3192	301469	AW-4396	301889	AW-4293
300849	GS-3184	300952	GS-3263	301141	GS-3170	301470	AW-4395	301891	AW-4292
300850	GS-3157	300958	GS-3276	301142	GS-3132	301505	AW-4216	301905	AW-4301
300853	GS-3154	300971	GS-3139	301144	GS-3123	301506	AW-4217	301906	AW-4300
300855	GS-3173	300976	GS-3121	301149	GS-3100	301509	AW-4364	301920	AW-4312
300856	GS-3399	300977	GS-3135	301169	GS-3105	301510	AW-4363	301923	AW-4318
300857	GS-3169	300978	GS-3125	301177	GS-3186	301532	AW-4241	301924	AW-4317
300861	GS-3190	301026	GS-3151	301181	GS-3262	301533	AW-4242	301925	AW-4303
300862	GS-3191	301027	GS-3150	301218	AW-4490	301534	AW-4239	301926	AW-4302
300869	GS-3364	301028	GS-3246	301219	AW-4495	301706	AW-4218	301928	AW-4306
300872	GS-3607	301047	GS-3148	301220	AW-4501	301718	AW-4244	301956	GS-3573
300877	GS-3298	301052	GS-3149	301221	AW-4493	301804	AW-4321	301965	GS-3527
300878	GS-3318	301061	GS-3253	301222	AW-4494	301833	AW-4382	301970	GS-3550
		301063	GS-3124	301223	AW-4500	301834	AW-4381	301972	GS-3143

Umschlüsselungsliste / Cross list

301979	GS-3230	302096	GS-3427	302380	AW-4542	302793	GS-3457	302998	GS-3378
301982	GS-3293	302098	GS-3432	302385	AW-4255	302800	GS-3325	303044	AW-4419
301983	GS-3306	302108	GS-3315	302397	AW-4232	302801	GS-3560	303045	AW-4423
301984	GS-3295	302109	GS-3314	302398	AW-4234	302814	GS-3324	303047	AW-4422
301986	GS-3477	302111	GS-3316	302399	AW-4233	302816	GS-3600	303048	AW-4417
301988	GS-3482	302113	GS-3179	302400	AW-4229	302817	AW-4517	303049	AW-4418
301993	GS-3597	302115	GS-3180	302404	AW-4230	302818	AW-4518	303050	AW-4453
302012	GS-3299	302118	GS-3181	302406	AW-4231	302830	AW-4504	303051	AW-4452
302013	GS-3472	302136	GS-3404	302427	AW-4368	302831	AW-4503	303052	AW-4416
302014	GS-3473	302137	GS-3403	302428	AW-4369	302837	AW-4505	303053	AW-4415
302015	GS-3466	302151	GS-3155	302435	AW-4285	302838	AW-4507	303054	AW-4430
302016	GS-3467	302181	GS-3166	302447	GS-3189	302843	AW-4543	303055	AW-4432
302017	GS-3442	302184	GS-3141	302452	GS-3239	302861	GS-3193	303056	AW-4431
302018	GS-3460	302186	GS-3133	302454	GS-3195	302865	AW-4214	303058	AW-4427
302023	GS-3351	302192	GS-3633	302459	GS-3250	302869	GS-3606	303060	AW-4426
302030	GS-3142	302201	GS-3255	302461	GS-3134	302875	GS-4702	303061	AW-4425
302041	GS-3260	302225	GS-3101	302586	GS-3537	302904	AW-4438	303064	AW-4536
302049	GS-3278	302247	GS-3147	302592	GS-3356	302905	AW-4435	303084	GS-3162
302057	GS-3241	302254	GS-3136	302631	GS-3286	302907	AW-4439	303085	GS-3160
302058	GS-3242	302257	GS-3175	302637	GS-3300	302919	AW-4564	303095	GS-3629
302061	GS-3152	302258	GS-3182	302638	GS-3462	302923	AW-4526	303096	GS-3377
302073	GS-3283	302271	GS-3115	302644	GS-3531	302941	GS-3642	303099	GS-3376
302074	GS-3285	302287	GS-3109	302763	GS-3368	302969	GS-3566	303114	GS-3389
302075	GS-3289	302318	GS-3259	302764	GS-3401	302977	GS-3354	303128	GS-3588
302082	GS-3423	302363	GS-3188	302768	GS-3327	302983	GS-3290	303152	AW-4690
302087	GS-3430	302374	GS-3187	302785	GS-3312	302995	GS-3375	303153	AW-4571

Umschlüsselungsliste / Cross list

303154	AW-4570	303228	AW-4297	303315	AW-4606	303409	GS-3743	303487	GS-3631
303161	AW-4263	303229	AW-4650	303318	GS-3338	303412	GS-3698	303488	AW-4530
303162	AW-4572	303231	AW-4637	303325	GS-3346	303416	GS-3780	303489	AW-4527
303165	AW-4250	303233	AW-4648	303330	GS-3614	303419	GS-3619	303490	AW-4534
303167	AW-4249	303234	AW-4649	303332	GS-3724	303423	GS-3679	303492	AW-4553
303174	GS-3557	303238	AW-4621	303336	GS-3454	303426	GS-3903	303494	AW-4552
303178	GS-3535	303241	AW-4622	303339	GS-3733	303427	GS-3636	303495	AW-4765
303179	GS-3551	303242	AW-4623	303342	GS-3701	303433	GS-3197	303496	AW-4766
303181	GS-3408	303243	AW-4565	303345	AW-4557	303434	GS-3213	303502	AW-4734
303184	GS-3409	303244	AW-4627	303346	AW-4558	303435	GS-3216	303505	AW-4806
303189	GS-3708	303247	AW-4626	303355	AW-4215	303437	GS-3745	303506	AW-4682
303193	GS-3688	303248	AW-4616	303356	AW-4508	303445	GS-3796	303509	GS-3574
303195	GS-3774	303249	AW-4333	303357	AW-4554	303447	GS-3663	303511	GS-3576
303196	GS-3689	303250	AW-4615	303363	GS-3610	303455	AW-4538	303513	AW-4319
303199	AW-4624	303251	AW-4330	303364	GS-3611	303459	AW-4591	303523	GS-3310
303202	AW-4656	303266	GS-3655	303365	GS-3731	303460	AW-4592	303525	GS-3618
303203	AW-4657	303269	GS-3756	303366	GS-3730	303463	AW-4790	303526	GS-3654
303204	AW-4659	303271	GS-3394	303367	GS-3671	303464	AW-4791	303527	GS-3635
303205	AW-4660	303288	GS-3580	303372	GS-3673	303465	AW-4800	303529	GS-3617
303206	AW-4758	303295	GS-3648	303380	GS-3662	303466	AW-4799	303538	GS-3590
303207	AW-4757	303304	GS-3426	303382	GS-3768	303471	AW-4797	303540	GS-3767
303214	AW-4386	303305	GS-3425	303384	GS-3723	303472	AW-4798	303546	AW-4458
303215	AW-4385	303308	GS-3595	303390	GS-3296	303473	GS-3714	303549	AW-4644
303218	AW-4679	303311	GS-3594	303393	GS-3305	303480	GS-3624	303550	AW-4643
303220	AW-4680	303313	AW-4607	303403	GS-3205	303481	GS-3578	303551	GS-3728
303221	AW-4681	303314	AW-4605	303405	GS-3217	303482	GS-3751	303553	AW-4599

Umschlüsselungsliste / Cross list

303555	GS-3790	303625	AW-4747	303884	GS-3853	304233	AW-4668	304390	GS-3944
303556	GS-3789	303626	AW-4748	303890	GS-3828	304234	AW-4669	304391	GS-3830
303557	GS-3788	303629	AW-4745	303892	GS-3704	304235	AW-4670	304397	GS-3987
303560	GS-3653	303631	AW-4746	303894	GS-3691	304291	AW-4750	304404	AW-4731
303561	GS-3385	303633	AW-4743	303896	GS-3753	304292	AW-4751	304405	AW-4730
303562	GS-3643	303739	GS-3589	303898	GS-3946	304304	GS-3720	304410	AW-4515
303565	GS-3874	303740	GS-3586	303900	GS-3932	304306	GS-3760	304411	AW-4516
303570	AW-4772	303742	AW-4692	303902	GS-3554	304310	GS-3762	304414	AW-4646
303571	AW-4769	303743	GS-3843	303904	GS-3919	304312	GS-3914	304415	AW-4645
303572	AW-4773	303745	GS-3837	303906	GS-3703	304313	GS-3233	304420	AW-4647
303574	AW-4771	303837	GS-3478	303908	GS-3819	304325	GS-3956	304426	AW-5040
303575	AW-4770	303840	GS-3608	303912	GS-3939	304327	GS-3935	304427	AW-5041
303577	AW-4755	303843	GS-3583	303914	GS-3856	304329	GS-3941	304443	AW-4713
303579	AW-4777	303849	GS-3369	303916	GS-3902	304331	GS-3848	304444	AW-4714
303582	AW-4775	303849	GS-3373	303922	AW-4635	304335	GS-3850	304446	AW-4719
303587	GS-3317	303865	GS-3344	303928	GS-3890	304339	AW-4821	304458	GS-3599
303590	GS-3638	303866	GS-4072	303930	GS-3715	304340	AW-4826	304459	GS-3794
303592	AW-4502	303867	GS-3398	303934	GS-3865	304343	AW-4788	304470	AW-4856
303604	GS-3492	303868	GS-3322	303936	GS-3871	304351	AW-4671	304478	AW-4854
303605	GS-3667	303869	GS-3695	303985	GS-3672	304365	AW-4296	304496	AW-4708
303610	GS-3842	303872	GS-3585	303988	GS-3770	304366	AW-4706	304499	AW-4839
303613	AW-4695	303874	GS-3694	303992	GS-3336	304367	AW-4707	304500	AW-4838
303615	AW-4688	303876	GS-3776	303993	GS-3951	304380	GS-3900	304501	AW-4840
303616	AW-4689	303878	GS-3775	303995	GS-3952	304383	GS-3901	304502	AW-4841
303620	AW-4693	303880	GS-3675	303999	GS-3748	304384	GS-3983	304507	AW-4866
303623	AW-4767	303882	GS-3674	304232	AW-4667	304386	GS-3984	304509	AW-4867

Umschlüsselungsliste / Cross list

304511	AW-4873	304703	GS-3793	304841	GS-4769	305300	GS-3975	15-0298	GS-3629
304513	AW-4874	304704	GS-3870	304860	AW-4820	305303	GS-3855	15-0310	GS-3623
304537	AW-4781	304710	AW-4865	304890	GS-4007	305304	GS-3936	15-0351	GS-3317
304538	AW-4782	304722	GS-3488	304893	GS-3683	305308	GS-3345	15-0373	GS-3768
304543	GS-3717	304724	AW-5460	304902	GS-3681	305346	GS-3929	15-0414	GS-3788
304556	GS-3920	304728	GS-3755	304912	GS-3489	305358	GS-3928	15-0459	GS-3749
304557	GS-3921	304729	GS-3938	304952	GS-3986	305364	GS-4021	15-0474	GS-3671
304562	AW-4744	304733	AW-4864	304958	GS-4039	305616	AW-5473	15-0541	GS-3930
304598	GS-4029	304734	GS-3740	304962	GS-4037	305617	AW-5472	15-1004	GS-3179
304600	GS-4031	304735	GS-3922	304972	AW-4785	METELLI	ZEKERT	15-1005	GS-3180
304601	GS-4030	304745	AW-4823	304973	AW-4651	15-0007	GS-3121	15-1008	GS-3124
304608	GS-4027	304753	AW-4833	304983	GS-3970	15-0024	GS-3316	15-1009	GS-3183
304611	GS-4017	304760	AW-4831	304993	AW-5363	15-0025	GS-3148	15-1013	GS-3228
304613	GS-4015	304791	AW-4371	304994	AW-5364	15-0028	GS-3432	15-1014	GS-3119
304617	AW-5078	304799	GS-3382	305003	GS-4033	15-0050	GS-3155	15-1016	GS-3232
304624	GS-4009	304803	GS-3807	305021	GS-3138	15-0096	GS-3139	15-1020	GS-3206
304640	GS-4011	304805	AW-4786	305035	AW-4829	15-0112	GS-3154	15-1021	GS-3181
304650	GS-3827	304816	GS-3380	305036	AW-4830	15-0119	GS-3166	15-1026	GS-3283
304653	GS-3968	304820	GS-3805	305037	AW-4847	15-0192	GS-3607	15-1030	GS-3314
304683	GS-3889	304821	GS-3813	305038	AW-4848	15-0195	GS-3169	15-1032	GS-3230
304687	AW-4828	304823	GS-3896	305119	GS-3849	15-0198	GS-3146	15-1041	GS-3142
304689	AW-4602	304827	GS-3690	305133	GS-4032	15-0200	GS-3160	15-1047	GS-3284
304691	GS-3913	304831	GS-3999	305154	GS-4014	15-0201	GS-3161	15-1048	GS-3289
304693	GS-3893	304832	GS-3998	305176	GS-3994	15-0229	GS-3189	15-1051	GS-3128
304695	GS-3930	304837	GS-3949	305241	GS-3942	15-0244	GS-3689	15-1052	GS-3126
304699	GS-3854	304839	GS-3950	305252	GS-4849	15-0258	GS-3394	15-1053	GS-3445

Umschlüsselungsliste / Cross list

15-1053A	GS-3446	15-1127	GS-3149	15-1176	GS-3217	15-1249	GS-3457	15-1308	GS-3141
15-1054	GS-3427	15-1131	GS-3472	15-1177	GS-3205	15-1251	GS-3477	15-1309	GS-3707
15-1056	GS-3125	15-1131A	GS-3473	15-1185	GS-3152	15-1253	GS-3312	15-1311	GS-3557
15-1057	GS-3135	15-1132	GS-3375	15-1189	GS-3185	15-1255	GS-3478	15-1312	GS-3463
15-1059	GS-3351	15-1133	GS-3246	15-1190	GS-3401	15-1266	GS-3588	15-1316	GS-3385
15-1066	GS-3150	15-1135	GS-3597	15-1191	GS-3286	15-1268	GS-3368	15-1329	GS-3298
15-1070	GS-3315	15-1137	GS-3356	15-1193	GS-3595	15-1269	GS-3250	15-1331	GS-3309
15-1081	GS-3263	15-1138	GS-3347	15-1194	GS-3594	15-1272	GS-3242	15-1332	GS-3306
15-1084	GS-3525	15-1140	GS-3173	15-1196	GS-3425	15-1273	GS-3241	15-1335	GS-3373
15-1086	GS-3423	15-1141	GS-3346	15-1197	GS-3426	15-1275	GS-3454	15-1339	GS-3324
15-1088	GS-3442	15-1147	GS-3295	15-1202	GS-3159	15-1279	GS-3558	15-1346	GS-3318
15-1091	GS-3157	15-1148	GS-3296	15-1204	GS-3197	15-1280	GS-3733	15-1347	GS-3320
15-1098	GS-3460	15-1149	GS-3537	15-1208	GS-3216	15-1282	GS-3620	15-1348	GS-3662
15-1101	GS-3430	15-1156	GS-3143	15-1212	GS-3389	15-1283	GS-3606	15-1349	GS-3663
15-1104	GS-3285	15-1158	GS-3260	15-1220	GS-3278	15-1284	GS-3403	15-1354	GS-3724
15-1106	GS-3229	15-1161	GS-3293	15-1221	GS-3276	15-1287	GS-3701	15-1365	GS-3586
15-1110	GS-3107	15-1162	GS-3290	15-1222	GS-3382	15-1288	GS-3578	15-1367	GS-3675
15-1116	GS-3195	15-1163	GS-3449	15-1226	GS-3239	15-1289	GS-3702	15-1368	GS-3633
15-1117	GS-3527	15-1164	GS-3481	15-1230	GS-3188	15-1289A	GS-3600	15-1370	GS-3615
15-1118	GS-3193	15-1165	GS-3482	15-1231	GS-3655	15-1292	GS-3622	15-1371	GS-3343
15-1120	GS-3377	15-1167	GS-3253	15-1234	GS-3560	15-1293	GS-3450	15-1372	GS-3409
15-1121	GS-3167	15-1169	GS-3255	15-1239	GS-3572	15-1296	GS-3708	15-1374	GS-3856
15-1122	GS-3151	15-1171	GS-3364	15-1241	GS-3642	15-1301	GS-3608	15-1375	GS-3667
15-1123	GS-3190	15-1172	GS-3466	15-1245	GS-3688	15-1302	GS-3640	15-1377	GS-3573
15-1124	GS-3191	15-1173	GS-3467	15-1247	GS-3526	15-1303	GS-3624	15-1378	GS-3699
15-1125	GS-3145	15-1175	GS-3213	15-1248	GS-3455	15-1306	GS-3756	15-1380	GS-3550

Umschlüsselungsliste / Cross list

15-1381	GS-3743	15-1425	GS-3855	15-1472	GS-3731	15-1519	GS-3927	15-1560	GS-3891
15-1382	GS-3715	15-1426	GS-3854	15-1473	GS-3730	15-1522	GS-3845	15-1561	GS-3959
15-1384	GS-3408	15-1428	GS-3728	15-1475	GS-3807	15-1523	GS-3962	15-1562	GS-3971
15-1385	GS-3635	15-1429	GS-3884	15-1476	GS-3806	15-1525	GS-3912	15-1563	GS-3994
15-1386	GS-3338	15-1430	GS-3892	15-1478	GS-3951	15-1527	GS-3946	15-1564	GS-3969
15-1388	GS-3774	15-1432	GS-3882	15-1479	GS-3952	15-1529	GS-4014	15-1565	GS-3815
15-1389	GS-3574	15-1435	GS-3848	15-1480	GS-3870	15-1530	GS-3932	15-1568	GS-3717
15-1394	GS-3794	15-1436	GS-3399	15-1483	GS-3691	15-1531	GS-4009	15-1569	GS-3778
15-1395	GS-3703	15-1438	GS-3601	15-1484	GS-3690	15-1537	GS-3698	15-1570	GS-3992
15-1397	GS-3789	15-1439	GS-3944	15-1486	GS-3683	15-1538	GS-3654	15-1573	GS-3644
15-1398	GS-3566	15-1442	GS-3938	15-1487	GS-3682	15-1539	GS-3893	15-1574	GS-3844
15-1399	GS-3631	15-1444	GS-3576	15-1488	GS-3929	15-1540	GS-3645	15-1576	GS-3867
15-1400	GS-3828	15-1445	GS-3965	15-1490	GS-3928	15-1542	GS-3866	15-1579	GS-3961
15-1401	GS-3704	15-1450	GS-3793	15-1496	GS-3982	15-1543	GS-3840	15-1585	GS-3989
15-1402	GS-3705	15-1451	GS-3830	15-1501	GS-3926	15-1544	GS-3896	15-1588	GS-3860
15-1403	GS-3790	15-1453	GS-3745	15-1503	GS-4000	15-1545	GS-3919	15-1590	GS-3999
15-1404	GS-3305	15-1455	GS-3872	15-1504	GS-3983	15-1546	GS-3380	15-1592	GS-4017
15-1406	GS-3694	15-1456	GS-3871	15-1505	GS-3984	15-1547	GS-3742	15-1593	GS-4015
15-1407	GS-3890	15-1457	GS-3968	15-1506	GS-3901	15-1548	GS-3821	15-1594	GS-4016
15-1412	GS-3599	15-1460	GS-3753	15-1507	GS-4711	15-1549	GS-3864	15-1595	GS-4021
15-1416	GS-3883	15-1462	GS-3935	15-1508	GS-3886	15-1551	GS-3937	15-1599	GS-3923
15-1417	GS-3846	15-1463	GS-3941	15-1509	GS-3831	15-1552	GS-3986	15-1600	GS-3813
15-1420	GS-3900	15-1465	GS-3956	15-1510	GS-3970	15-1553	GS-4005	15-1602	GS-3852
15-1422	GS-3384	15-1469	GS-3911	15-1511	GS-3869	15-1554	GS-3850	15-1603	GS-3975
15-1423	GS-3740	15-1470	GS-3985	15-1514	GS-3751	15-1557	GS-3755	15-1606	GS-3960
15-1424	GS-3889	15-1471	GS-3888	15-1518	GS-3861	15-1558	GS-3668	15-1607	GS-3918

Umschlüsselungsliste / Cross list

15-1608	GS-4731	15-1662	GS-3760	16-1005	GS-3130	17-0035	AW-4286	17-0124	AW-4246
15-1609	GS-3787	15-1663	GS-3648	16-1006	GS-3127	17-0036	AW-4268	17-0127	AW-4458
15-1610	GS-4023	15-1665	GS-3851	16-1010	GS-3147	17-0041	AW-4273	17-0132	AW-4565
15-1611	GS-4013	15-1666	GS-4822	16-1010A	GS-3182	17-0051	AW-4288	17-0133	AW-4564
15-1612	GS-3902	15-1668	GS-3720	16-1010B	GS-3175	17-0058	AW-4364	17-0134	AW-4566
15-1613	GS-3987	15-1674	GS-4026	16-1012	GS-3164	17-0059	AW-4363	17-0135	AW-4567
15-1614	GS-3973	15-1678	GS-3936	16-1014	GS-3109	17-0060	AW-4303	17-0137	AW-4330
15-1617	GS-3726	15-1681	GS-4024	16-1016	GS-3105	17-0061	AW-4302	17-0138	AW-4430
15-1618	GS-3834	15-1684	GS-3670	16-1017	GS-3102	17-0062	AW-4381	17-0139	AW-4432
15-1628	GS-3617	15-1685	GS-3741	16-1024	GS-3187	17-0063	AW-4382	17-0140	AW-4431
15-1629	GS-3716	15-1688	GS-4039	16-1028	GS-3262	17-0066	AW-4371	17-0142	AW-4427
15-1630	GS-3784	15-1689	GS-4037	16-1029	GS-3563	17-0074	AW-4277	17-0144	AW-4426
15-1634	GS-3942	15-1699	GS-3762	16-1030	GS-3767	17-0076	AW-4287	17-0145	AW-4425
15-1636	GS-4034	15-1706	GS-3653	16-1033	GS-3920	17-0079	AW-4333	17-0157	AW-4621
15-1639	GS-3638	15-1717	GS-4030	17-0001	AW-4254	17-0082	AW-4317	17-0158	AW-4453
15-1640	GS-3842	15-1718	GS-4031	17-0002	AW-4241	17-0083	AW-4319	17-0159	AW-4452
15-1642	GS-3679	15-1725	GS-4818	17-0003	AW-4242	17-0084	AW-4419	17-0160	AW-4416
15-1643	GS-3410	15-1726	GS-4029	17-0004	AW-4301	17-0085	AW-4423	17-0161	AW-4415
15-1647	GS-3805	15-1734	GS-3803	17-0005	AW-4300	17-0086	AW-4417	17-0166	AW-4369
15-1650	GS-4754	15-1742	GS-3613	17-0006	AW-4312	17-0087	AW-4418	17-0167	AW-4368
15-1654	GS-3925	16-0001	GS-3192	17-0014	AW-4306	17-0092	AW-4207	17-0169	AW-4639
15-1655	GS-4008	16-0003	GS-3178	17-0020	AW-4321	17-0093	AW-4214	17-0173	AW-4543
15-1656	GS-3947	16-0008	GS-3122	17-0029	AW-4293	17-0108	AW-4281	17-0181	AW-4225
15-1658	GS-4011	16-0019	GS-3186	17-0030	AW-4294	17-0115	AW-4536	17-0185	AW-4690
15-1659	GS-3921	16-1002	GS-3227	17-0032	AW-4290	17-0121	AW-4239	17-0186	AW-4251
15-1661	GS-3995	16-1004	GS-3138	17-0033	AW-4292	17-0123	AW-4245	17-0196	AW-4765

Umschlüsselungsliste / Cross list

17-0197	AW-4490	17-0300	AW-4439	17-0414	AW-4643	17-0560	AW-4386	17-0693	AW-4750
17-0198	AW-4493	17-0323	AW-4592	17-0415	AW-4790	17-0561	AW-4385	17-0694	AW-4751
17-0199	AW-4495	17-0324	AW-4591	17-0416	AW-4791	17-0562	AW-4758	17-0723	AW-4599
17-0200	AW-4494	17-0330	AW-4775	17-0432	AW-4640	17-0563	AW-4757	17-0728	AW-4771
17-0201	AW-4501	17-0348	AW-4515	17-0435	AW-4395	17-0587	AW-4584	17-0729	AW-4770
17-0202	AW-4500	17-0349	AW-4516	17-0436	AW-4396	17-0591	AW-4692	17-0730	AW-4772
17-0214	AW-4202	17-0350	AW-4647	17-0443	AW-4671	17-0592	AW-4693	17-0731	AW-4769
17-0215	AW-4206	17-0360	AW-4504	17-0445	AW-4571	17-0593	AW-4788	17-0732	AW-4773
17-0216	AW-4514	17-0372	AW-4667	17-0446	AW-4570	17-0594	AW-4689	17-0733	AW-4530
17-0217	AW-4622	17-0373	AW-4668	17-0447	AW-4263	17-0595	AW-4688	17-0734	AW-4527
17-0218	AW-4623	17-0374	AW-4669	17-0448	AW-4572	17-0600	AW-4538	17-0735	AW-4534
17-0255	AW-4234	17-0375	AW-4670	17-0494	AW-4557	17-0601	AW-4767	17-0737	AW-4552
17-0256	AW-4232	17-0378	AW-4766	17-0495	AW-4558	17-0603	AW-4496	17-0755	AW-4249
17-0257	AW-4229	17-0379	AW-4624	17-0521	AW-4627	17-0604	AW-4497	17-0757	AW-4250
17-0258	AW-4233	17-0381	AW-4656	17-0528	AW-4675	17-0611	AW-4713	17-0764	AW-4833
17-0260	AW-4230	17-0382	AW-4657	17-0529	AW-4674	17-0612	AW-4714	17-0769	AW-4731
17-0262	AW-4231	17-0383	AW-4659	17-0530	AW-4676	17-0614	AW-4719	17-0770	AW-4730
17-0267	AW-4503	17-0385	AW-4660	17-0536	AW-4706	17-0615	AW-4244	17-0782	AW-4595
17-0268	AW-4215	17-0395	AW-4297	17-0537	AW-4707	17-0619	AW-4469	17-0786	AW-4602
17-0275	AW-4216	17-0396	AW-4650	17-0546	AW-4635	17-0628	AW-4285	17-0787	AW-4651
17-0276	AW-4217	17-0397	AW-4648	17-0547	AW-4502	17-0635	AW-4803	17-0792	AW-4873
17-0279	AW-4255	17-0398	AW-4649	17-0550	AW-4464	17-0636	AW-4804	17-0793	AW-4874
17-0285	AW-4531	17-0405	AW-4680	17-0554	AW-4646	17-0637	AW-4866	17-0816	AW-4422
17-0286	AW-4526	17-0406	AW-4681	17-0555	AW-4645	17-0638	AW-4867	17-0839	AW-4782
17-0292	AW-4553	17-0407	AW-4679	17-0556	AW-4366	17-0676	AW-4208	17-0840	AW-4829
17-0297	AW-4438	17-0413	AW-4644	17-0557	AW-4365	17-0692	AW-4606	17-0841	AW-4830

Umschlüsselungsliste / Cross list

17-0842	AW-4847	VKJA3010	GS-3188	VKJA3103	GS-3701	VKJA3219	GS-3624	VKJA5127	GS-3351
17-0843	AW-4848	VKJA3011	GS-3185	VKJA3104	GS-3599	VKJA3221	GS-3578	VKJA5129	GS-3597
17-0852	AW-5040	VKJA3012	GS-3189	VKJA3105	GS-3702	VKJA3228	GS-3856	VKJA5130	GS-3356
17-0853	AW-5041	VKJA3013	GS-3173	VKJA3107	GS-3126	VKJA3234	GS-3206	VKJA5139	GS-3368
17-0861	AW-4806	VKJA3018	GS-3150	VKJA3111	GS-3830	VKJA3235	GS-3375	VKJA5143	GS-3354
17-0862	AW-4682	VKJA3019	GS-3154	VKJA3118	GS-3900	VKJA3416	GS-3409	VKJA5146	GS-3730
17-0864	AW-4746	VKJA3020	GS-3191	VKJA3120	GS-3901	VKJA3512	GS-3755	VKJA5181	GS-3167
17-0865	AW-4786	VKJA3021	GS-3401	VKJA3121	GS-3944	VKJA3513	GS-3893	VKJA5199	GS-3986
17-0866	AW-4785	VKJA3022	GS-3642	VKJA3126	GS-3984	VKJA3515	GS-3896	VKJA5206	GS-4039
17-0871	AW-4747	VKJA3026	GS-3935	VKJA3127	GS-3983	VKJA3627	GS-3671	VKJA5208	GS-4009
17-0896	AW-4821	VKJA3028	GS-3941	VKJA3129	GS-3987	VKJA3644	GS-3731	VKJA5224	GS-3921
17-0903	AW-4823	VKJA3033	GS-3246	VKJA3141	GS-3870	VKJA3670	GS-3912	VKJA5236	GS-3152
17-0904	AW-4864	VKJA3035	GS-3633	VKJA3149	GS-3239	VKJA3782	GS-3793	VKJA5237	GS-3151
17-0908	AW-4865	VKJA3038	GS-3923	VKJA3152	GS-3655	VKJA3872	GS-3690	VKJA5244	GS-3850
17-0925	AW-4708	VKJA3059	GS-3682	VKJA3159	GS-3232	VKJA3930	GS-3819	VKJA5255	GS-3956
17-0940	AW-5078	VKJA3061	GS-3683	VKJA3160	GS-3883	VKJA3931	GS-3723	VKJA5258	GS-3148
17-1031	AW-4744	VKJA3065	GS-3389	VKJA3166	GS-3708	VKJA3933	GS-4031	VKJA5259	GS-3149
17-1041	AW-5460	VKJA3068	GS-3394	VKJA3168	GS-3902	VKJA3934	GS-3139	VKJA5261	GS-3169
SKF	ZEKERT	VKJA3069	GS-3689	VKJA3171	GS-3968	VKJA3945	GS-3377	VKJA5263	GS-3790
VKJA3001	GS-3572	VKJA3072	GS-3688	VKJA3175	GS-4017	VKJA3948	GS-3780	VKJA5264	GS-3789
VKJA3002	GS-3399	VKJA3075	GS-3774	VKJA3178	GS-4016	VKJA3949	GS-3653	VKJA5265	GS-3788
VKJA3003	GS-3190	VKJA3079	GS-4021	VKJA3202	GS-3756	VKJA3955	GS-3796	VKJA5269	GS-3951
VKJA3005	GS-3743	VKJA3085	GS-3107	VKJA3206	GS-3229	VKJA3956	GS-3970	VKJA5270	GS-3952
VKJA3007	GS-3576	VKJA3099	GS-3125	VKJA3211	GS-3403	VKJA3962	GS-3477	VKJA5271	GS-3574
VKJA3008	GS-3260	VKJA3100	GS-3128	VKJA3214	GS-3751	VKJA3963	GS-3589	VKJA5276	GS-3573
VKJA3009	GS-3157	VKJA3101	GS-3193	VKJA3218	GS-3631	VKJA5124	GS-3316	VKJA5279	GS-3848

Umschlüsselungsliste / Cross list

VKJA5285	GS-3869	VKJA5368	GS-3982	VKJA5515	GS-3314	VKJA5562	GS-3588	VKJA5627	GS-3457
VKJA5289	GS-3864	VKJA5369	GS-3959	VKJA5520	GS-3430	VKJA5563	GS-3250	VKJA5630	GS-3432
VKJA5296	GS-3606	VKJA5378	GS-3960	VKJA5521	GS-3289	VKJA5566	GS-3454	VKJA5635	GS-3551
VKJA5301	GS-3607	VKJA5380	GS-3644	VKJA5522	GS-3445	VKJA5567	GS-3733	VKJA5638	GS-3884
VKJA5303	GS-3929	VKJA5382	GS-3844	VKJA5523	GS-3446	VKJA5570	GS-3608	VKJA5641	GS-3740
VKJA5314	GS-3205	VKJA5383	GS-3867	VKJA5524	GS-3427	VKJA5571	GS-3557	VKJA5645	GS-3889
VKJA5319	GS-3197	VKJA5388	GS-3926	VKJA5525	GS-3135	VKJA5573	GS-3306	VKJA5649	GS-4829
VKJA5323	GS-3382	VKJA5394	GS-3654	VKJA5528	GS-3315	VKJA5575	GS-3373	VKJA5650	GS-3286
VKJA5324	GS-3380	VKJA5397	GS-3975	VKJA5530	GS-3442	VKJA5577	GS-3662	VKJA5651	GS-3615
VKJA5332	GS-3622	VKJA5399	GS-3728	VKJA5534	GS-3472	VKJA5578	GS-3663	VKJA5652	GS-3930
VKJA5333	GS-3640	VKJA5400	GS-3121	VKJA5535	GS-3473	VKJA5583	GS-3566	VKJA5653	GS-3919
VKJA5334	GS-3623	VKJA5403	GS-3882	VKJA5536	GS-3347	VKJA5585	GS-3550	VKJA5654	GS-3310
VKJA5338	GS-3343	VKJA5404	GS-3635	VKJA5538	GS-3295	VKJA5596	GS-3892	VKJA5655	GS-3617
VKJA5340	GS-3794	VKJA5407	GS-3724	VKJA5539	GS-3296	VKJA5597	GS-3994	VKJA5657	GS-3290
VKJA5341	GS-3890	VKJA5410	GS-3161	VKJA5540	GS-3537	VKJA5598	GS-3317	VKJA5661	GS-3298
VKJA5342	GS-3384	VKJA5411	GS-3160	VKJA5543	GS-3449	VKJA5599	GS-3318	VKJA5664	GS-3309
VKJA5344	GS-3745	VKJA5414	GS-3143	VKJA5545	GS-3253	VKJA5600	GS-3320	VKJA5665	GS-3305
VKJA5345	GS-3872	VKJA5415	GS-3145	VKJA5547	GS-3255	VKJA5602	GS-3558	VKJA5708	GS-3263
VKJA5346	GS-3871	VKJA5457	GS-3821	VKJA5550	GS-3595	VKJA5603	GS-3946	VKJA5709	GS-3525
VKJA5348	GS-3911	VKJA5471	GS-3753	VKJA5551	GS-3594	VKJA5604	GS-3932	VKJA5710	GS-3423
VKJA5349	GS-3985	VKJA5479	GS-3992	VKJA5552	GS-3426	VKJA5606	GS-3705	VKJA5716	GS-3293
VKJA5351	GS-3768	VKJA5487	GS-4023	VKJA5554	GS-3278	VKJA5607	GS-3704	VKJA5719	GS-3425
VKJA5352	GS-3629	VKJA5506	GS-3861	VKJA5555	GS-3276	VKJA5620	GS-3450	VKJA5728	GS-4075
VKJA5356	GS-3999	VKJA5508	GS-3698	VKJA5556	GS-3560	VKJA5621	GS-3805	VKJA5729	GS-3855
VKJA5361	GS-3778	VKJA5510	GS-3228	VKJA5557	GS-3526	VKJA5622	GS-3807	VKJA5730	GS-3854
VKJA5366	GS-3989	VKJA5514	GS-3283	VKJA5558	GS-3455	VKJA5625	GS-3460	VKJA5732	GS-3601

Umschlüsselungsliste / Cross list

VKJA5733	GS-3938	VKJA5961	GS-3673	VKJC1002	AW-4245	VKJC1222	AW-4536	VKJC2672	AW-4268
VKJA5734	GS-3942	VKJA5962	GS-3338	VKJC1005	AW-4241	VKJC1230	AW-4745	VKJC2678	AW-4293
VKJA5737	GS-3787	VKJA5966	GS-3903	VKJC1006	AW-4254	VKJC1231	AW-4746	VKJC2685	AW-4278
VKJA5740	GS-3886	VKJA5971	GS-3580	VKJC1009	AW-4239	VKJC1235	AW-4747	VKJC2705	AW-4281
VKJA5745	GS-3840	VKJA5978	GS-3543	VKJC1012	AW-4242	VKJC1237	AW-4748	VKJC2747	AW-4294
VKJA5746	GS-3971	VKJA5984	GS-3928	VKJC1013	AW-4244	VKJC1242	AW-4693	VKJC2755	AW-4285
VKJA5747	GS-3969	VKJA5996	GS-4033	VKJC1021	AW-4225	VKJC1254	AW-4538	VKJC2790	AW-4435
VKJA5748	GS-3815	VKJA8004	GS-3192	VKJC1024	AW-4292	VKJC1255	AW-4767	VKJC2896	AW-4650
VKJA5749	GS-3813	VKJA8005	GS-3109	VKJC1025	AW-4495	VKJC1275	AW-4439	VKJC3043	AW-4438
VKJA5750	GS-3852	VKJA8006	GS-3186	VKJC1026	AW-4494	VKJC1283	AW-4648	VKJC3209	AW-4643
VKJA5751	GS-3918	VKJA8008	GS-3187	VKJC1028	AW-4290	VKJC1299	AW-4277	VKJC3224	AW-4591
VKJA5752	GS-4731	VKJA8017	GS-3178	VKJC1031	AW-4286	VKJC1312	AW-4392	VKJC3244	AW-4208
VKJA5813	GS-4844	VKJA8025	GS-3122	VKJC1032	AW-4571	VKJC1390	AW-5040	VKJC3319	AW-4206
VKJA5821	GS-3762	VKJA8080	GS-3233	VKJC1035	AW-4572	VKJC1463	AW-5041	VKJC3324	AW-4215
VKJA5822	GS-4029	VKJA8580	GS-3164	VKJC1037	AW-4263	VKJC1476	AW-4255	VKJC3511	AW-4800
VKJA5823	GS-4030	VKJA8608	GS-3767	VKJC1040	AW-4504	VKJC1598	AW-4516	VKJC3516	AW-4799
VKJA5824	GS-4011	VKJA8609	GS-3105	VKJC1042	AW-4570	VKJC1620	AW-4515	VKJC3525	AW-4301
VKJA5827	GS-3489	VKJA8688	GS-3130	VKJC1048	AW-4671	VKJC1624	AW-4599	VKJC3527	AW-4300
VKJA5838	GS-4007	VKJA8725	GS-3920	VKJC1058	AW-4514	VKJC1638	AW-4681	VKJC3569	AW-4534
VKJA5901	GS-3974	VKJA8728	GS-3102	VKJC1059	AW-4202	VKJC1653	AW-4766	VKJC3605	AW-4530
VKJA5923	GS-3784	VKJA8811	GS-3136	VKJC1130	AW-4205	VKJC1657	AW-4646	VKJC3627	AW-4656
VKJA5926	GS-3376	VKJA8828	GS-3531	VKJC1131	AW-4204	VKJC1658	AW-4645	VKJC3704	AW-4381
VKJA5929	GS-3760	VKJA8830	GS-3101	VKJC1148	AW-4200	VKJC1659	AW-4647	VKJC3722	AW-4660
VKJA5946	GS-3720	VKJA8958	GS-3950	VKJC1209	AW-5471	VKJC1771	AW-4765	VKJC3751	AW-4624
VKJA5948	GS-3166	VKJC 3741	AW-4771	VKJC1210	AW-4708	VKJC2278	AW-4706	VKJC3754	AW-4622
VKJA5958	GS-3648	VKJC 6993	AW-4368	VKJC1219	AW-4743	VKJC2380	AW-4707	VKJC3825	AW-4317

Umschlüsselungsliste / Cross list

VKJC3835	AW-4659	VKJC4479	AW-4769	VKJC5251	AW-4755	VKJC5939	AW-4848	VKJC6985	AW-4214
VKJC3858	AW-4773	VKJC4483	AW-4770	VKJC5263	AW-4791	VKJC5941	AW-4847	VKJC6986	AW-4209
VKJC3887	AW-4306	VKJC4485	AW-4757	VKJC5265	AW-4775	VKJC5942	AW-4829	VKJC6992	AW-4369
VKJC3892	AW-4616	VKJC4507	AW-4423	VKJC5270	AW-4798	VKJC5991	AW-4865	VKJC6994	AW-4565
VKJC3899	AW-4772	VKJC4595	AW-4831	VKJC5273	AW-4503	VKJC5992	AW-4864	VKJC7003	AW-4635
VKJC3902	AW-4386	VKJC4628	AW-4833	VKJC5290	AW-4505	VKJC5996	AW-4806	VKJC7004	AW-4502
VKJC3905	AW-4758	VKJC4872	AW-4605	VKJC5303	AW-4333	VKJC6037	AW-5460	VKJC7020	AW-4680
VKJC3933	AW-4419	VKJC4887	AW-4363	VKJC5438	AW-4490	VKJC6073	AW-4821	VKJC7021	AW-4679
VKJC3952	AW-4366	VKJC4889	AW-4365	VKJC5441	AW-4501	VKJC6079	AW-4651	VKJC7112	AW-4410
VKJC3960	AW-4364	VKJC4893	AW-4606	VKJC5444	AW-4496	VKJC6082	AW-4785	VKJC7223	AW-4411
VKJC3976	AW-4615	VKJC4899	AW-4607	VKJC5466	AW-4493	VKJC6085	AW-4786	VKJC7881	AW-4517
VKJC4044	AW-4371	VKJC4914	AW-4382	VKJC5468	AW-4500	VKJC6103	AW-4826	VKJC7882	AW-4518
VKJC4125	AW-4312	VKJC4988	AW-4553	VKJC5471	AW-4497	VKJC6114	AW-4734	VKJC7886	AW-4288
VKJC4134	AW-4531	VKJC5072	AW-4713	VKJC5507	AW-4750	VKJC6148	AW-4592	VKJC7887	AW-4287
VKJC4208	AW-4303	VKJC5097	AW-4714	VKJC5519	AW-5078	VKJC6150	AW-4644	VKJC7893	AW-4682
VKJC4234	AW-4425	VKJC5125	AW-4797	VKJC5555	AW-4231	VKJC6158	AW-4395	VKJC8097	AW-4854
VKJC4318	AW-4657	VKJC5138	AW-4790	VKJC5556	AW-4230	VKJC6159	AW-4396	VKJC8146	AW-4873
VKJC4365	AW-4385	VKJC5142	AW-4417	VKJC5580	AW-4751	VKJC6160	AW-4690	VKJC8149	AW-4867
VKJC4369	AW-4302	VKJC5151	AW-4250	VKJC5728	AW-4667	VKJC6161	AW-4543	VKJC8150	AW-4866
VKJC4386	AW-4321	VKJC5158	AW-4542	VKJC5729	AW-4669	VKJC6162	AW-4207	VKJC8342	AW-4731
VKJC4389	AW-4415	VKJC5198	AW-4840	VKJC5730	AW-4668	VKJC6176	AW-4319	VKJC8343	AW-4730
VKJC4406	AW-4318	VKJC5204	AW-4839	VKJC5731	AW-4670	VKJC6183	AW-4464	VKJC8381	AW-4273
VKJC4408	AW-4527	VKJC5205	AW-4841	VKJC5838	AW-4234	VKJC6342	AW-4675	VKJC8590	AW-4820
VKJC4412	AW-4552	VKJC5208	AW-4838	VKJC5840	AW-4229	VKJC6343	AW-4674	VKJC8650	AW-5364
VKJC4431	AW-4558	VKJC5237	AW-4621	VKJC5841	AW-4233	VKJC6344	AW-4676		
VKJC4475	AW-4330	VKJC5245	AW-4507	VKJC5842	AW-4232	VKJC6482	AW-4469		